



EMPRESA NACIONAL DE  
ENERGIA ELECTRICA  
ENEE

**Gerencia de Finanzas Corporativa**  
**Departamento de Análisis y Programación Financiera**

**MEMORANDO**  
DAPF-026-2021

PARA : ABOG. LUIS FERNANDO CRUZ MUÑOZ  
JEFE UNIDAD DE TRANSPARENCIA

DE : LIC. ANA LOURDES AGUILAR  
JEFE DEPARTAMENTO DE ANALISIS Y PROGRAMACION  
FINANCIERA



ASUNTO : INFORMES DEUDA EXTERNA E INTERNA DICIEMBRE/2020  
FECHA : 25 DE ENERO DE 2021

En cumplimiento al Memorándum – Circular No. GG-229, adjunto remito los Informes Preliminares de la Situación de la Deuda al 31 de Diciembre de 2020

- Movimiento del Servicio de la Deuda Externa en Moneda Contratada, US Dólares y Lempiras.
- Movimiento del Servicio de la Deuda Interna en Lempiras.
- Deuda Vencida y Pendiente de pago en US Dólares y Lempiras

Atentamente,

Archivo

AA/ELT



Departamento de Análisis y Programación Financiera  
Residencial El Trapiche, Edificio Corporativo, 2do. Nivel  
Tegucigalpa, M.D.C. Honduras C.A.



Tel.: (504) 22-352925  
IP: 2932





EMPRESA NACIONAL DE  
ENERGIA ELÉCTRICA  
ENEA

DEPARTAMENTO DE ANALISIS Y PROGRAMACION FINANCIERA  
RESUMEN SERVICIO DEUDA VENCIDA PENDIENTE DE PAGO  
AL 31 DE DICIEMBRE DEL 2020


(Cifras en Dolares)

CONCEPTO	PRINCIPAL	INTERESES	INTERESES MORATORIOS	COMISIONES	TOTAL
PRESTAMOS DEUDA EXTERNA E INTERNA					210,067,448.12
GENERACION	146,395,703.48	58,250,402.06	3,176,133.34	2,245,209.23	58,971,729.70
DISTRIBUCION	9,236,438.14	49,548,679.01	149,603.05	-	49,843,505.70
TRANSMISION	38,260,636.62	10,951,523.99	206,604.88	422,740.21	6,003,125.00
HOLDING	5,000,000.00	-	-	1,003,125.00	-
	<u>198,892,778.24</u>	<u>118,750,605.07</u>	<u>3,532,341.28</u>	<u>3,671,074.43</u>	<u>324,846,799.02</u>
TOTAL DEUDA EXTERNA E INTERNA	198,892,778.24	118,750,605.07	3,532,341.28	3,671,074.43	324,846,799.02

ELABORADO POR:


  
HAROLD SHAMBR RIVERA  
AUXILIAR CONTABLE  
CONTABILIDAD

AUTORIZADO POR:

  
ANA LOURDES AGUILAR  
JEFE DEPARTAMENTO DE ANALISIS  
Y PROGRAMACION FINANCIERA



REVISADO POR:

  
EMMA L. TABORA  
OFICIAL CONTABLE I  
ANALISIS Y PROGRAMACION FINANCIERA



DEPARTAMENTO DE ANALISIS Y PROGRAMACION FINANCIERA

SERVICIO DEUDA VENCIDA Y PENDIENTE DE PAGO  
AL 31 DE DICIEMBRE DEL 2020

(Cifras en Dolares)

INSTITUCION FINANCIERA	NUMERO PRESTAMO	PRINCIPAL	INTERESES	INTERESES MORATORIOS	COMISIONES	TOTAL
<b>DEUDA EXTERNA</b>						
<b>GENERACION</b>						
SUIZA						
SERV	CP V	-	-	-	-	-
SERV	CP VI	-	-	-	-	-
BNP	240982	233,397.31	154,969.37	-	-	388,366.68
<b>Total Deuda Externa</b>		<b>233,397.31</b>	<b>154,969.37</b>	<b>-</b>	<b>-</b>	<b>388,366.68</b>

INSTITUCION FINANCIERA	NUMERO PRESTAMO	PRINCIPAL	INTERESES	INTERESES MORATORIOS	COMISIONES	TOTAL
<b>DEUDA INTERNA</b>						
<b>ERP</b>						
<b>GENERACION</b>						
<b>Multilaterales</b>						
IDA	0116-HO	1,515,694.14	-	-	62,522.38	1,578,216.52
	0989-HO	7,800,000.00	-	-	950,625.00	8,750,625.00
	2417-HO	3,323,655.82	-	-	959,953.01	4,283,608.83
BID	572/SF-HO	31,700,866.63	3,981,335.61	-	-	35,682,202.24
<b>Sub-total Multilaterales</b>		<b>44,340,216.59</b>	<b>3,981,335.61</b>	<b>-</b>	<b>1,973,100.39</b>	<b>50,294,652.59</b>
<b>Club de paris</b>						
<b>Alemania</b>						
KFW	197965593	3,882,279.16	561,808.96	-	-	4,444,088.12
	199165713	361,534.50	82,023.16	-	-	443,557.66
	199165614 - CP I	46,402.40	1,585.41	-	-	47,987.81
	199365586 - CP II	13,867.12	3,216.55	-	-	17,083.67
	199665969 - CP III	5,739.26	2,164.57	-	-	7,903.83
	200065011 - CPV - T1	17,283.10	39,785.85	-	-	57,068.95
	200065011 - CPV - T2	14.28	32.86	-	-	47.14
	200065011 - CPV - T3	13,557.53	154.56	-	-	13,712.09
	200065011 - CPV - T4	2,142.61	24.43	-	-	2,167.03
		<b>4,342,819.95</b>	<b>690,796.35</b>	<b>-</b>	<b>-</b>	<b>5,033,616.31</b>
<b>HERMES</b>						
	HERMES I	534,670.72	37,100.21	-	-	571,770.92
	HERMES CP II	1,862,301.11	1,162,606.90	-	-	3,024,908.01
	HERMES CP III	202,419.90	151,736.80	-	-	354,156.70
	HERMES CP IV	2,403,207.12	3,908,512.30	-	-	5,911,719.42
	HERMES 1era. Capital. CP IV	40,490.94	59,113.90	-	-	99,604.84
	HERMES 2da. Capital. CP IV	210,989.02	23,261.54	-	-	234,250.57
	HERMES 3ra. Capital. CP IV	16,842.00	1,856.83	-	-	18,698.83
		<b>5,270,920.79</b>	<b>4,944,188.48</b>	<b>-</b>	<b>-</b>	<b>10,215,109.27</b>
<b>FRANCIA</b>						
<b>COFACE</b>						
	CP I	438,003.65	16,591.88	-	-	454,595.53
	CP II	3,713,008.83	1,301,033.25	-	-	5,014,042.08
	CP IV	2,371,334.03	2,217,092.97	-	-	4,588,427.00
	CP IV - CAPITALIZACIÓN	213,933.56	13,539.09	-	-	227,472.65
		<b>6,736,280.07</b>	<b>3,548,257.19</b>	<b>-</b>	<b>-</b>	<b>10,284,537.26</b>
<b>ITALIA</b>						
<b>SACE</b>						
	HOND 1 (CP I)	804,389.26	50,601.11	-	-	854,990.37
	HOND 2 (CP II)	6,642,502.86	506,026.49	-	-	7,148,529.35
	HOND 3 (CP III)	1,563,804.31	140,872.98	-	-	1,704,677.29
	HOND 4 (CP IV)	3,989,424.62	3,190,095.44	-	-	7,179,520.06
	HOND 4 (CP IV 1era. CAPITAL.)	205,820.50	8,956.35	-	-	214,776.85
	HOND 4 (CP IV 2da. CAPITAL.)	10,127.31	436.07	-	-	10,563.38
		<b>13,216,068.87</b>	<b>3,896,988.43</b>	<b>-</b>	<b>-</b>	<b>17,113,057.30</b>
<b>JAPON</b>						
<b>EXIMBANK-JAPON</b>						
	R1 - (CP I)	7,071,309.69	1,049,215.97	966,918.03	-	9,087,443.69
	R2 - (CP II)	7,458,490.32	1,535,635.05	185,797.36	-	9,179,922.74
	R2 - (CP II - CAPITAL.)	480,707.78	-	11,796.70	-	492,504.48
	R3 - (CP III)	942,724.85	243,678.98	23,343.16	-	1,209,746.99
	R3 - (CP III - CAPITAL.)	64,123.95	-	1,516.89	-	65,640.84
	R4 - (CP IV 2,005 MM)	4,324,740.35	5,908,931.97	37,039.19	-	10,270,711.52
	R4 - (CP IV 201 MM)	435,450.14	1,697,371.21	20,471.19	-	2,153,292.54
	R4 - (CP IV 2da FASE)	614,069.53	159,799.39	45,036.71	-	818,905.63
	R4 - (CP IV 3era FASE)	378,300.61	-	-	-	378,300.61
		<b>21,769,917.22</b>	<b>10,594,632.58</b>	<b>1,291,919.24</b>	<b>-</b>	<b>33,656,469.08</b>
<b>JBIC</b>						
	HO - P1	27,198,282.83	4,285,800.65	1,280,808.74	-	32,764,892.22
	HO - R1 (CP I)	6,058,861.31	1,065,987.94	222,320.04	-	7,347,169.29
	HO - R2 (CP II)	10,471,157.53	10,662,573.91	168,128.02	-	21,301,859.47
	HO - R3 (CP III)	913,851.48	1,547,126.18	21,298.49	-	2,482,276.15
	HO - R4 (CP IV)	1,704,975.63	12,469,217.03	191,658.81	-	14,365,851.47



*Handwritten signature/initials*





DEPARTAMENTO DE ANALISIS Y PROGRAMACION FINANCIERA

SERVICIO DEUDA VENCIDA Y PENDIENTE DE PAGO  
AL 31 DE DICIEMBRE DEL 2020

(Cifras en Dolares)

INSTITUCION FINANCIERA	NUMERO PRESTAMO	PRINCIPAL	INTERESES	INTERESES MORATORIOS	COMISIONES	TOTAL
		46,347,128.78	30,030,705.71	1,884,214.11	-	78,262,048.60
SUIZA						
SERV	SERV - CP II	2,141,995.81	71,934.03	-	-	2,213,929.83
	SERV - CP III	1,609,948.70	13,749.61	-	-	1,623,698.31
	SERV - CP IV	186,647.15	76,294.31	-	-	262,941.45
	SERV - DIFERIMIENTO CPV	6,264.00	162.31	-	-	6,426.31
		3,944,855.66	162,140.25	-	-	4,106,995.90
Club de paris						
ESTADOS UNIDOS						
EXIMBANK-USA	R - 190 Q (CP II)	34,927.12	17,026.95	-	-	51,954.07
	R-244-Q (CP IV)	143,346.38	227,489.65	-	-	370,836.02
	R-244-R (CP IV CAPITALIZACION)	15,824.74	1,871.49	-	-	17,696.23
		194,098.24	246,388.09	-	-	440,486.33
Sub total - Club de Paris		101,822,089.58	54,114,097.08	3,176,133.34	-	159,112,320.00
Total Generacion - ERP		146,162,306.17	58,095,432.69	3,176,133.34	1,973,100.39	209,406,972.60
DISTRIBUCION						
Multilaterales						
BID	936/SF-HO	6,243,250.39	2,651,097.06	-	-	8,894,347.44
Bilaterales						
FIV	Arreglo de Pagos N° I (REORG. DEUDA)	229,930.97	13,795.86	149,603.05	-	393,329.88
Total Distribucion - ERP		6,473,181.36	2,664,892.91	149,603.05	-	9,287,677.32
TRANSMISION						
Multilaterales						
IDA	0201-HO	2,536,298.00	-	-	113,894.53	2,450,192.53
Club de paris						
Alemania						
KFW	199165614 - CP I	46,402.40	1,585.41	-	-	47,987.81
	199365586 - CP II	13,867.12	3,216.55	-	-	17,083.67
	199665969 - CP III	5,739.26	2,164.57	-	-	7,903.83
	200065011 - CPV - T1	47,237.38	108,740.84	-	-	155,978.22
	200065011 - CPV - T2	104.69	241.00	-	-	345.69
	200065011 - CPV - T4	5,792.99	66.04	-	-	5,859.03
		119,143.84	116,014.42	-	-	235,158.25
ESPAÑA						
ICO	01039001.0 (150688)	693,023.80	18,592.84	-	-	711,616.64
	REPROGRAMACION 01039001.0	357,663.89	-	-	-	357,663.89
	01039014.0	2,704,736.88	377,461.08	-	-	3,082,197.96
	11039001.0 (CP I)	178,667.34	8,840.93	-	-	187,508.27
	11039002.0 (CP II)	3,028,767.65	1,069,046.43	-	-	4,097,814.09
	11039003.0 (CP III)	1,123,104.83	667,449.47	-	-	1,790,554.30
	11039004.1 (CP V)	-	271,624.92	-	-	271,624.92
		8,085,964.40	2,413,015.68	-	-	10,498,980.07
CESCE						
	CP I	165,056.49	4,584.38	-	-	169,640.87
	CP II	1,166,362.78	356,702.05	-	-	1,523,064.83
	CP III	706,252.90	6,179.36	-	-	712,432.26
	CP IV	37,066.73	1,817.85	-	-	38,884.57
	CP V - DIFERIMIENTO III FASE	360,586.47	36,804.17	-	-	397,390.64
	CP V - REORG. DEUDA BRV/REX	3,577,740.25	200,098.41	-	-	3,777,838.66
	CP V - REORGANIZACION DEUDA	403,310.83	70,770.72	-	-	474,081.56
	CP V - DIFER. DEUDA POST CLT	2,242,321.97	186,665.52	-	-	2,428,987.49
	CP VI - RESTRUCT. DEUDA	4,571,343.36	625,347.86	-	-	5,196,691.22
		13,230,041.78	1,488,970.32	-	-	14,719,012.10
Sub total - Club de Paris		21,435,150.02	4,018,000.41	-	-	25,453,150.43
Bilaterales						
FIV	Arreglo de Pagos N° I (REORG. DEUDA)	205,626.84	12,337.61	133,789.73	-	351,754.18
	Arreglo de Pagos N° II (DOLAR DEUDA)	107,815.07	5,401.53	72,815.15	-	186,031.75
Sub total - Bilaterales		313,441.91	17,739.14	206,604.88	-	537,785.93
Total Transmision - ERP		24,084,889.93	4,035,739.55	206,604.88	113,894.53	28,441,128.89
Total Deuda Interna - ERP		176,720,377.46	64,796,065.16	3,532,341.28	2,086,994.92	247,135,778.81
Deuda Interna Gobierno Central						



Handwritten signature

DÉPARTAMENTO DE ANALISIS Y PROGRAMACION FINANCIERA

SERVICIO DEUDA VENCIDA Y PENDIENTE DE PAGO  
AL 31 DE DICIEMBRE DEL 2020

(Cifras en Dolares)

INSTITUCION FINANCIERA	NUMERO PRESTAMO	PRINCIPAL	INTERESES	INTERESES MORATORIOS	COMISIONES	TOTAL
<b>GENERACION</b>						
CTA. JICA - CONV. SUBSIDIARIO	HO-P6	-	-	-	272,108.84	272,108.84
<b>Total - Generacion Gobierno Central</b>		-	-	-	272,108.84	272,108.84
<b>DISTRIBUCION</b>						
<b>Banco Central de Honduras</b>						
<b>BONOS FIDEICOMISO RECUPERACION DE PERDIDAS ENEE - 2013 (RPE-2013)</b>						
FCOUSA	(LPS) ISIN HNENEE 00005-1 (USD) ISIN HNENEE 00003-3	-	-	-	-	-
BANPAIS	(LPS) ISIN HNENEE 00005-1	-	-	-	-	-
<b>Bono Soberano</b>	Prestamo Bono Soberano	-	43,750,000.00	-	-	43,750,000.00
SEFIN - EXIMBANK CHINA	6021583003	-	1,641,189.23	-	-	1,641,189.23
CTA. BID - CONV. SUBSIDIARIO	1584/SF-HO	2,763,256.78	1,492,596.87	-	-	4,255,853.65
<b>Total Distribucion</b>		2,763,256.78	46,883,786.10	-	-	49,647,042.88
<b>TRANSMISION</b>						
<b>Banco Central de Honduras</b>						
<b>BONOS FIDEICOMISO RECUPERACION DE PERDIDAS ENEE - 2013 (RPE-2013)</b>						
BANCO ATLANTIDA	(LPS) ISIN HNENEE 00006-3	-	-	-	-	-
<b>CUENTA FDO. DE CONTRAVALOR HONDURAS - ESPAÑA</b>						
ICD	01039004.0 (030491)	5,548,008.98	485,200.36	-	-	6,033,209.35
	11039004.2 (CP V - Consol. Diferida)	3,148,126.61	219,363.21	-	-	3,367,489.83
	11039005.0 (CP VI)	107,902.26	6,752.28	-	-	114,654.54
	01039014.0	450,789.48	153,794.35	-	-	604,583.83
		9,254,827.34	865,110.21	-	-	10,119,937.54
CTA. BID - CONV. SUBSIDIARIO	2016/BLHO	4,252,127.70	2,741,501.83	-	-	6,993,629.53
	3103/BL-HO	668,791.66	2,370,454.07	-	70,880.58	3,110,126.31
	3435/BL-HO	-	938,718.33	-	237,965.09	1,176,683.42
		4,920,919.36	6,050,674.24	-	308,845.67	11,280,439.27
<b>Total - Transmisión Gobierno Central</b>		14,175,746.70	6,915,784.44	-	308,845.67	21,400,376.81
<b>HOLDING</b>						
CTA. IDA - CONV. SUBSIDIARIO	4536-HN	5,000,000.00	-	-	1,003,125.00	6,003,125.00
<b>Total - Otros Gobierno Central</b>		5,000,000.00	-	-	1,003,125.00	6,003,125.00
<b>Total Deuda Interna Gobierno Central</b>		21,939,003.47	53,799,570.54	-	1,584,079.51	77,322,653.53
<b>Total General Deuda Interna</b>		198,659,380.93	118,595,635.70	3,532,341.28	3,671,074.43	324,458,432.34
<b>TOTAL DEUDA EXTERNA E INTERNA</b>		198,892,778.24	118,750,605.07	3,532,341.28	3,671,074.43	324,846,799.02

afg



DEPARTAMENTO DE ANALISIS Y PROGRAMACION FINANCIERA  
RESUMEN SERVICIO DEUDA VENCIDA PENDIENTE DE PAGO  
AL 31 DE DICIEMBRE DEL 2020

(Cifras en Lempiras)

CONCEPTO	PRINCIPAL	INTERESES	INTERESES MORATORIOS	COMISIONES	TOTAL
<b>PRESTAMOS DEUDA EXTERNA E INTERNA</b>					
GENERACION	3,530,200,633.39	1,404,656,020.40	76,589,597.01	54,141,199.80	5,065,587,450.60
DISTRIBUCION	222,728,392.88	1,194,821,800.60	3,607,542.94	-	1,421,157,736.42
TRANSMISION	922,620,817.57	264,086,144.73	4,982,090.83	10,193,999.58	1,201,883,052.71
HOLDING	120,570,500.00	-	-	24,189,466.56	144,759,966.56
	<b>4,796,120,343.85</b>	<b>2,863,563,965.72</b>	<b>85,179,230.78</b>	<b>88,524,655.94</b>	<b>7,833,388,196.30</b>
<b>TOTAL DEUDA EXTERNA E INTERNA</b>	<b>4,796,120,343.85</b>	<b>2,863,563,965.72</b>	<b>85,179,230.78</b>	<b>88,524,655.94</b>	<b>7,833,388,196.30</b>

ELABORADO POR:

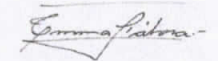
  
HAROLD SHAMIR RIVERA  
AUXILIAR CONTABLE  
CONTABILIDAD

AUTORIZADO POR:

  
ANA LOURDES AGUILAR  
JEFE DEPARTAMENTO DE ANALISIS  
Y PROGRAMACION FINANCIERA



REVISADO POR:

  
EMMA L. TABORA  
OFICIAL CONTABLE I  
ANALISIS Y PROGRAMACION FINANCIERA





DEPARTAMENTO DE ANALISIS Y PROGRAMACION FINANCIERA

SERVICIO DEUDA VENCIDA Y PENDIENTE DE PAGO  
AL 31 DE DICIEMBRE DEL 2020

(Cifras en Lempiras)

INSTITUCION FINANCIERA	NUMERO PRESTAMO	PRINCIPAL	INTERESES	INTERESES MORATORIOS	COMISIONES	TOTAL
<b>DEUDA EXTERNA</b>						
<b>GENERACION</b>						
SUIZA						
SERV	CP V	-	-	-	-	-
SERV	CP VI	-	-	-	-	-
BNP	240982	5,628,166.07	3,736,946.89	-	-	9,365,112.96
<b>Total Deuda Externa</b>		<b>5,628,166.07</b>	<b>3,736,946.89</b>	<b>-</b>	<b>-</b>	<b>9,365,112.96</b>

<b>DEUDA INTERNA</b>						
<b>ERP</b>						
<b>GENERACION</b>						
<b>Multilaterales</b>						
IDA	0116-HO	36,549,600.06	-	-	1,507,670.82	38,057,270.88
	0989-HO	188,089,980.00	-	-	22,923,466.31	211,013,446.31
	2417-HO	80,146,968.86	-	-	23,148,402.89	103,295,371.75
BID	572/SF-HO	764,437,868.06	96,006,325.10	-	-	860,444,193.15
<b>Sub-total Multilaterales</b>		<b>1,069,224,416.98</b>	<b>96,006,325.10</b>	<b>-</b>	<b>47,579,540.02</b>	<b>1,212,810,282.09</b>
<b>Club de paris</b>						
<b>Alemania</b>						
KFW	197965593	93,617,667.91	13,547,517.43	-	-	107,165,185.34
	199165713	8,718,079.13	1,977,914.69	-	-	10,695,993.82
	199165614 - CP I	1,118,952.11	38,230.68	-	-	1,157,182.80
	199365586 - CP II	334,393.13	77,564.24	-	-	411,957.36
	199665969 - CP III	138,397.06	52,196.75	-	-	190,593.81
	200065011 - CP IV - T1	416,766.45	959,399.91	-	-	1,376,166.35
	200065011 - CP IV - T2	344.25	792.47	-	-	1,136.72
	200065011 - CP IV - T3	326,927.57	3,727.08	-	-	330,654.65
	200065011 - CP IV - T4	51,667.07	589.01	-	-	52,256.08
		<b>104,723,194.68</b>	<b>16,657,932.27</b>	<b>-</b>	<b>-</b>	<b>121,381,126.94</b>
HERMES	HERMES I	12,893,103.09	894,638.07	-	-	13,787,741.16
	HERMES CP II	44,907,715.17	28,035,218.96	-	-	72,942,934.13
	HERMES CP III	4,881,173.61	3,658,996.42	-	-	8,540,170.03
	HERMES CP IV	57,951,176.77	84,604,616.47	-	-	142,555,793.24
	HERMES 1era. Capital. CP IV	976,402.47	1,425,478.54	-	-	2,401,881.01
	HERMES 2da. Capital. CP IV	5,087,810.44	560,931.15	-	-	5,648,741.59
	HERMES 3ra. Capital. CP IV	406,129.58	44,775.81	-	-	450,905.39
		<b>127,103,511.13</b>	<b>119,224,655.41</b>	<b>-</b>	<b>-</b>	<b>246,328,166.54</b>
<b>FRANCIA</b>						
COFACE	CP I	10,562,063.87	400,098.28	-	-	10,962,162.15
	CP II	89,535,866.23	31,373,245.85	-	-	120,909,112.09
	CP IV	57,182,585.92	53,463,201.58	-	-	110,645,787.50
	CP IV - CAPITALIZACIÓN	5,158,815.20	326,483.02	-	-	5,485,298.23
		<b>162,439,331.23</b>	<b>85,563,028.73</b>	<b>-</b>	<b>-</b>	<b>248,002,359.95</b>
<b>ITALIA</b>						
SACE	HOND 1 (CP I)	19,397,123.12	1,220,200.28	-	-	20,617,323.40
	HOND 2 (CP II)	160,177,978.20	12,202,373.46	-	-	172,380,351.66
	HOND 3 (CP III)	37,709,733.54	3,397,025.01	-	-	41,106,758.55
	HOND 4 (CP IV)	96,201,384.31	76,926,280.36	-	-	173,127,664.67
	HOND 4 (CP IV 1era. CAPITAL.)	4,963,176.12	215,974.20	-	-	5,179,150.32
	HOND 4 (CP IV 2da. CAPITAL.)	244,210.97	10,515.40	-	-	254,726.36
		<b>318,693,606.26</b>	<b>93,972,368.70</b>	<b>-</b>	<b>-</b>	<b>412,665,974.96</b>
<b>JAPON</b>						
EXIMBANK-JAPON	R1 - (CP I)	170,518,268.96	25,300,898.80	23,316,358.01	-	219,135,525.78
	R2 - (CP II)	179,854,781.45	37,030,457.24	4,480,336.15	-	221,365,574.84
	R2 - (CP II - CAPITAL.)	11,591,835.42	-	284,466.85	-	11,876,302.27
	R3 - (CP III)	22,732,961.31	5,876,099.33	562,899.35	-	29,171,959.99
	R3 - (CP III - CAPITAL.)	1,546,291.29	-	36,578.41	-	1,582,869.70
	R4 - (CP IV 2,005 MM)	104,287,221.36	142,488,576.53	893,166.78	-	247,668,964.67
	R4 - (CP IV 201 MM)	10,500,488.30	40,930,579.11	493,644.35	-	51,924,711.75
	R4 - (CP IV 2da FASE)	14,807,734.02	3,853,418.47	1,086,019.75	-	19,747,172.25
	R4 - (CP IV 3era FASE)	9,122,378.64	-	-	-	9,122,378.64
		<b>524,961,960.76</b>	<b>255,480,029.48</b>	<b>31,153,469.65</b>	<b>-</b>	<b>811,595,459.89</b>
<b>JBIC</b>						
	HO - P1	655,862,111.95	103,348,225.40	30,885,550.05	-	790,095,887.40
	HO - R1 (CP I)	146,103,987.46	25,705,339.85	5,361,047.77	-	177,170,375.08
	HO - R2 (CP II)	252,502,539.90	257,118,373.61	4,054,255.89	-	513,675,169.40
	HO - R3 (CP III)	22,036,705.96	37,307,555.48	513,593.97	-	59,857,855.41
	HO - R4 (CP IV)	41,113,952.91	300,683,946.29	4,621,679.68	-	346,419,578.88





DEPARTAMENTO DE ANALISIS Y PROGRAMACION FINANCIERA

SERVICIO DEUDA VENCIDA Y PENDIENTE DE PAGO  
AL 31 DE DICIEMBRE DEL 2020

(Cifras en Lempiras)

INSTITUCION FINANCIERA	NUMERO PRESTAMO	PRINCIPAL	INTERESES	INTERESES MORATORIOS	COMISIONES	TOTAL
		1,117,619,298.17	724,163,440.62	45,436,127.37	-	1,887,218,866.16
SUIZA						
SERV	SERV - CP II	51,652,301.04	1,734,624.30	-	-	53,386,925.34
	SERV - CP III	38,822,463.92	331,559.40	-	-	39,154,023.32
	SERV - CP IV	4,500,828.01	1,839,768.52	-	-	6,340,596.53
	SERV - DIFERIMIENTO CPV	151,050.84	3,913.91	-	-	154,964.75
		95,126,643.82	3,909,866.13	-	-	99,036,509.95
Club de paris						
ESTADOS UNIDOS						
EXIMBANK-USA	R - 190 Q (CP II)	842,236.06	410,589.67	-	-	1,252,825.74
	R-244-Q (CP IV)	3,456,668.86	5,485,708.09	-	-	8,942,376.95
	R-244-H (CP IV CAPITALIZACIÓN)	381,599.36	45,129.31	-	-	426,728.67
		4,680,504.29	5,941,427.07	-	-	10,621,931.36
Sub total - Club de Paris		2,455,348,050.34	1,304,912,748.42	76,589,597.01	-	3,836,850,395.77
Total Generacion - ERP		3,524,572,467.32	1,400,919,073.51	76,589,597.01	47,579,540.02	5,049,660,677.86
DISTRIBUCION						
Multilaterales						
BID	936/SF-HO	150,550,364.21	63,928,819.50	-	-	214,479,183.70
Bilaterales						
FIV	Arreglo de Pagos N° I (REORG. DEUDA)	5,544,578.37	332,674.68	3,607,542.94	-	9,484,796.00
Total Distribucion - ERP		156,094,942.58	64,261,494.18	3,607,542.94	-	223,963,979.70
TRANSMISION						
Multilaterales						
IDA	0201-HO	56,337,723.60	-	-	2,746,464.16	59,084,187.76
Club de paris						
Alemania						
KFW	199165614 - CP I	1,118,952.11	38,230.68	-	-	1,157,182.80
	199365586 - CP II	334,393.13	77,564.24	-	-	411,957.36
	199665969 - CP III	138,397.06	52,196.75	-	-	190,593.81
	200065011 - CPV - T1	1,139,086.81	2,622,187.55	-	-	3,761,274.36
	200065011 - CPV - T2	2,524.49	5,811.48	-	-	8,335.97
	200065011 - CPV - T4	139,692.79	1,592.54	-	-	141,285.33
		2,873,046.39	2,797,583.24	-	-	5,670,629.63
ESPAÑA						
ICO	01039001.0 (150688)	16,711,645.32	448,349.60	-	-	17,159,994.92
	REPROGRAMACION 01039014.0	8,624,742.79	-	-	-	8,624,742.79
	01039014.0	65,222,295.60	9,102,134.16	-	-	74,324,429.76
	11039001.0 (CP I)	4,308,402.17	213,191.11	-	-	4,521,593.28
	11039002.0 (CP II)	73,036,006.07	25,779,092.59	-	-	98,815,098.66
	11039003.0 (CP III)	27,082,662.11	16,094,943.35	-	-	43,177,605.46
	11039004.1 (CP V)	-	6,549,990.52	-	-	6,549,990.52
		194,985,754.05	58,187,701.34	-	-	253,173,455.40
CESCE						
	CP I	3,980,188.69	110,548.22	-	-	4,090,736.91
	CP II	28,125,788.66	8,601,548.93	-	-	36,727,337.59
	CP III	17,030,653.17	149,009.62	-	-	17,179,662.79
	CP IV	893,830.76	43,835.71	-	-	937,666.47
	CP V - DIFERIMIENTO III FASE	8,695,218.20	887,499.42	-	-	9,582,717.62
	CP IV - REORG. DEUDA BBV/BEX	86,273,986.05	4,825,193.17	-	-	91,099,179.23
	CP IV - REORGANIZACIÓN DEUDA	9,725,477.79	1,706,572.24	-	-	11,432,050.03
	CP V - DIFER. DEUDA POST CUIT	54,071,576.27	4,501,270.98	-	-	58,572,847.25
	CP VI - RESTRUCT. DEUDA	110,233,831.01	15,079,700.81	-	-	125,313,531.83
		319,090,550.60	35,905,179.10	-	-	354,995,729.70
Sub total - Club de Paris		516,889,351.05	96,890,463.68	-	-	613,779,814.72
Bilaterales						
FIV	Arreglo de Pagos N° I (REORG. DEUDA)	4,958,506.25	297,510.36	3,226,219.03	-	8,482,235.63
	Arreglo de Pagos N° II (DÓLAR DEUDA)	2,599,863.29	130,253.06	1,755,871.80	-	4,485,988.16
Sub total - Bilaterales		7,558,369.54	427,763.42	4,982,090.83	-	12,968,223.79
Total Transmision - ERP		580,785,444.13	97,518,227.10	4,982,090.83	2,746,464.16	685,832,226.22
Total Deuda Interna - ERP		4,261,452,854.08	1,562,498,794.79	85,179,230.78	50,326,004.18	5,959,456,883.84
Deuda Interna Gobierno Central						







DEPARTAMENTO DE ANALISIS Y PROGRAMACION FINANCIERA

SERVICIO DEUDA VENCIDA Y PENDIENTE DE PAGO  
AL 31 DE DICIEMBRE DEL 2020

(Cifras en Lempras)

INSTITUCION FINANCIERA	NUMERO PRESTAMO	PRINCIPAL	INTERESES	INTERESES MORATORIOS	COMISIONES	TOTAL
<b>GENERACION</b>						
CTA. JICA - CONV. SUBSIDIARIO	HO-P6	-	-	-	6,561,659.78	6,561,659.78
<b>Total - Generacion Gobierno Central</b>		-	-	-	6,561,659.78	6,561,659.78
<b>DISTRIBUCION</b>						
<b>Banco Central de Honduras</b>						
<b>BONOS FIDEICOMISO RECUPERACION DE PERDIDAS ENEE - 2013 (RPE-2013)</b>						
RCOHA	(LPS) ISIN HNENEE 00005-1 (USD) ISIN HNENEE 00003-3	-	-	-	-	-
BANPAIS	(LPS) ISIN HNENEE 00005-1	-	-	-	-	-
<b>Bono Soberano</b>	Prestamo Bono Soberano	-	1,054,991,875.00	-	-	1,054,991,875.00
SEFIN - EXIMBANK CHINA	6021583003	-	39,575,801.21	-	-	39,575,801.21
CTA. BID - CONV. SUBSIDIARIO	1584/SF-HO	66,633,450.31	35,992,630.21	-	-	102,626,080.51
<b>Total Distribucion</b>		66,633,450.31	1,130,560,306.42	-	-	1,197,193,756.73
<b>TRANSMISION</b>						
<b>Banco Central de Honduras</b>						
<b>BONOS FIDEICOMISO RECUPERACION DE PERDIDAS ENEE - 2013 (RPE-2013)</b>						
<b>(LPS) ISIN HNENEE 00006-3</b>						
<b>CUENTA FDO. DE CONTRAVALOR HONDURAS - ESPAÑA</b>						
ICO	01039004.0 (030491)	133,785,243.42	11,700,170.06	-	-	145,485,413.47
	11039004.2 (CP V - Consol. Diferida)	75,914,239.98	5,289,746.45	-	-	81,203,986.43
	11039005.0 (CP VI)	2,601,965.84	162,825.22	-	-	2,764,791.06
	01039014.0	10,570,382.60	3,708,612.34	-	-	14,278,994.94
		223,171,831.84	20,861,354.06	-	-	244,033,185.90
CTA. BID - CONV. SUBSIDIARIO	2016/BLHO	102,536,232.57	66,108,849.27	-	-	168,645,081.84
	3103/BL-HO	16,127,308.97	57,161,366.53	-	1,709,221.44	74,997,896.94
	3435/BL-HO	-	22,636,347.78	-	5,738,313.98	28,374,661.76
		118,663,541.54	145,906,563.58	-	7,447,535.42	272,017,640.53
<b>Total - Transmision Gobierno Central</b>		341,835,373.38	166,767,917.63	-	7,447,535.42	516,050,826.44
<b>HOLDING</b>						
CTA. IDA - CONV. SUBSIDIARIO	4536-HN	120,570,500.00	-	-	24,189,456.56	144,759,956.56
<b>Total - Otros Gobierno Central</b>		120,570,500.00	-	-	24,189,456.56	144,759,956.56
<b>Total Deuda Interna Gobierno Central</b>		529,039,323.69	1,297,328,224.05	-	38,198,651.76	1,864,566,199.50
<b>Total General Deuda Interna</b>		4,790,492,177.77	2,859,827,018.84	85,179,230.78	88,524,655.94	7,824,023,083.34
<b>TOTAL DEUDA EXTERNA E INTERNA</b>		4,796,120,343.85	2,863,563,965.72	85,179,230.78	88,524,655.94	7,833,388,196.30

FILE: INFORMES MENSUALES DICIEMBRE 2020





**GERENCIA FINANCIERA**  
**DEPARTAMENTO DE ANALISIS Y PROGRAMACION FINANCIERA**  
**RESUMEN MOVIMIENTO SERVICIO DEUDA INTERNA DICIEMBRE DEL 2020**

(CIFRAS EN LEMPIRAS)

INSTITUCION FINANCIERA	REFERENCIA PRÉSTAMO	TASA DE INTERES	30.11.2020	DESEMBOLSOS	SERVICIO DEUDA PAGADO				31.12.2020	REVALUACION	31.12.2020
					PRINCIPAL	INTERESES	COMISION	TOTAL	SIN REVALUACION		REVALUADO
<b>DEUDA INTERNA</b>											
GENERACION			5,804,186,057.16	-	-	-	-	-	5,804,186,057.16	(23,786,966.22)	5,780,399,090.94
DISTRIBUCION			45,297,189,790.61	5,748,288,406.50	1,635,022,351.58	554,892,117.65	4,260,687.33	2,194,175,156.56	49,410,455,845.53	(123,315,275.09)	49,287,140,570.44
TRANSMISION			2,829,214,121.44	397,479,555.59	-	-	-	-	3,226,693,677.02	(12,078,048.99)	3,214,615,628.03
HOLDING			605,395,000.00	-	-	-	-	-	605,395,000.00	(2,542,500.00)	602,852,500.00
<b>GRAN TOTAL</b>			<b>54,535,984,969.20</b>	<b>6,145,767,962.09</b>	<b>1,635,022,351.58</b>	<b>554,892,117.65</b>	<b>4,260,687.33</b>	<b>2,194,175,156.56</b>	<b>59,046,730,579.71</b>	<b>(161,722,790.30)</b>	<b>58,885,007,789.41</b>

ELABORADO POR:

HAROLD SHAMIR RIVERA  
 AUXILIAR CONTABLE  
 CONTABILIDAD

AUTORIZADO POR:

ANA LOURDES AGUILAR  
 JEFE DEPARTAMENTO DE ANALISIS  
 Y PROGRAMACION FINANCIERA

REVISADO POR:

EMMA L. TABORA  
 OFICIAL CONTABLE I  
 ANALISIS Y PROGRAMACION FINANCIERA



**GERENCIA FINANCIERA**  
**DEPARTAMENTO DE ANALISIS Y PROGRAMACION FINANCIERA**  
**MOVIMIENTO SERVICIO DEUDA INTERNA DICIEMBRE DEL 2020**

(CIFRAS EN LEMPIRAS)

INSTITUCION FINANCIERA	REFERENCIA PRÉSTAMO	TASA DE INTERES	30.11.2020	DESEMBOLSOS	SERVICIO DEUDA PAGADO				31.12.2020 SIN REVALUACION	REVALUACION	31.12.2020 REVALUADO
					PRINCIPAL	INTERESES	COMISION	TOTAL			
<b>DEUDA INTERNA</b>											
<b>GENERACION</b>											
<b>BCO.CENTRAL DE HONDURAS</b>											
FONDO - ERP	CLUB DE PARIS MULTILATERALES	VARIABLE VARIABLE	4,317,489,954.59 1,417,327,178.67	-	-	-	-	-	4,317,489,954.59 1,417,327,178.67	(18,132,323.87) (5,952,401.91)	4,299,357,630.72 1,411,374,776.77
CONV. SUBSIDIARIO - JICA	HO-P6	0.3% 0.01%	69,368,923.89	-	-	-	-	-	69,368,923.89	297,759.56	69,666,683.45
<b>TOTAL GENERACION</b>			<b>5,804,186,057.16</b>	<b>-</b>	<b>-</b>	<b>-</b>	<b>-</b>	<b>-</b>	<b>5,804,186,057.16</b>	<b>(23,786,966.22)</b>	<b>5,780,399,090.94</b>
<b>DISTRIBUCION</b>											
<b>GOBIERNO CENTRAL</b>											
FONDO - ERP	MULTILATERALES		319,540,129.85						319,540,129.85	(1,341,984.62)	318,198,145.23
	BILATERALES		5,567,962.01						5,567,962.01	(23,383.98)	5,544,578.03
<b>GOBIERNO CENTRAL</b>											
<b>Gobierno Central</b>											
	Ptamo Temporal		4,553,496,299.16						4,553,496,299.16	-	4,553,496,299.16
	Bono Soberano		12,260,240,862.87						12,260,240,862.87	(51,489,791.61)	12,208,751,071.26
	Bono Soberano 2020		12,948,673,880.51	1,539,988,406.50		406,680,750.00		406,680,750.00	14,488,662,287.01	(57,336,701.98)	14,431,325,585.03
	Sefin-Eximbank China		1,789,316,169.50						1,789,316,169.50	(7,514,657.97)	1,781,801,511.53
<b>EEH</b>											
EEH	Reembolso de Inversiones 2° Año	7.2%	503,021,505.61						503,021,505.61	(2,112,558.21)	500,908,947.40
<b>Banca Privada</b>											
<b>Banco Ficohsa</b>											
	Sindicado I	10.00%	1,874,999,960.00						1,874,999,960.00	-	1,874,999,960.00
	Sindicado II	10.00%	2,450,000,000.00						2,450,000,000.00	-	2,450,000,000.00
<b>BCO.CENTRAL DE HONDURAS</b>											
<b>BONOS FIDEICOMISO RECUPERACION DE PERDIDAS ENEE - 2013 (RPE-2013)</b>											
FICOHSA	(USD) ISIN HNENEE 00004-1	6.0% + 1%	127,132,950.00			126,753,375.00	3,802,601.25	70,411.63	130,626,387.88	(379,575.00)	
	(LPS) ISIN HNENEE 00007-5	6.0% + 1%	48,310,521.00			48,166,282.50	1,444,988.48	26,756.30	49,638,027.27	(144,238.50)	



*Bla*





**GERENCIA FINANCIERA**  
**DEPARTAMENTO DE ANALISIS Y PROGRAMACION FINANCIERA**  
**MOVIMIENTO SERVICIO DEUDA INTERNA DICIEMBRE DEL 2020**

(CIFRAS EN LEMPIRAS)

INSTITUCION FINANCIERA	REFERENCIA PRÉSTAMO	TASA DE INTERES	30.11.2020	DESEMBOLSOS	SERVICIO DEUDA PAGADO				31.12.2020	REVALUACION	31.12.2020
					PRINCIPAL	INTERESES	COMISION	TOTAL	SIN REVALUACION		REVALUADO
<b>TRANSMISION</b>											
BCO.CENTRAL DE HONDURAS	BONOS FIDEICOMISO RECUPERACION DE PERDIDAS ENEE - 2013 (RPE-2013)										
Gobierno Central	FONDO - ERP										
	CLUB DE PARIS	VARIABLE	624,606,948.05						624,606,948.05	(2,623,185.14)	621,983,762.92
	MULTILATERALES	VARIABLE	56,575,326.56						56,575,326.56	(237,601.51)	56,337,725.05
	BILATERALES	VARIABLE	147,246,103.90						147,246,103.90	(618,394.96)	146,627,708.94
	BID - CONV. SUBSIDIARIO	2016/BL-HO	473,655,895.60						473,655,895.60	(1,989,230.36)	471,666,665.24
		0.25%	207,408,327.00						207,408,327.00	(871,060.50)	206,537,266.50
	BID - CONV. SUBSIDIARIO	3103/BL-HO	388,687,805.80						388,687,805.80	(1,632,386.70)	387,055,419.10
		0.25%	166,580,488.20						166,580,488.20	(699,594.30)	165,880,893.90
	BID - CONV. SUBSIDIARIO	3435/BL-HO	343,710,754.34	(9,059,129.37)					334,651,624.97	(20,677,651.26)	313,973,973.71
		0.25%	170,279,965.02	20,533,384.95					190,813,349.98	18,502,632.49	209,315,982.47
	BID - CONV. SUBSIDIARIO	4598/BL-HO	5,400,123.40	373,939,050.00					379,339,173.40	(193,179.10)	379,145,994.30
		0.25%	-								
	BID - CONV. SUBSIDIARIO	4599/BL-HO	-	12,066,250.00					12,066,250.00	(9,200.00)	12,057,050.00
		0.25%	-								
	CUENTA - FDO. CONTRAVALOR HONDURAS-ESPAÑA	CONV. CONVERSIÓN ICO	245,062,383.55						245,062,383.55	(1,029,197.65)	244,033,185.90
<b>TOTAL TRANSMISION</b>			<b>2,829,214,121.44</b>	<b>397,479,555.59</b>					<b>3,226,693,677.02</b>	<b>(12,078,048.99)</b>	<b>3,214,615,628.03</b>
<b>HOLDING</b>											
Gobierno Central	IDA- CONV. SUBSIDIARIO	4536-HN	605,395,000.00						605,395,000.00	(2,542,500.00)	602,852,500.00
		0.75%									





**GERENCIA FINANCIERA**  
**DEPARTAMENTO DE ANALISIS Y PROGRAMACION FINANCIERA**  
**MOVIMIENTO SERVICIO DEUDA INTERNA DICIEMBRE DEL 2020**

(CIFRAS EN LEMPIRAS)

INSTITUCION FINANCIERA	REFERENCIA PRÉSTAMO	TASA DE INTERES	30.11.2020	DESEMBOLSOS	SERVICIO DEUDA PAGADO				31.12.2020	REVALUACION	31.12.2020
					PRINCIPAL	INTERESES	COMISION	TOTAL	SIN REVALUACION		REVALUADO
<b>TOTAL HOLDING</b>			605,395,000.00	-	-	-	-	-	605,395,000.00	(2,542,500.00)	602,852,500.00
<b>TOTAL</b>			54,535,984,969.20	6,145,767,962.09	1,635,022,351.58	554,892,117.65	4,260,687.33	2,194,175,156.56	59,046,730,579.71	(161,722,790.30)	58,885,007,789.41



af



DEPARTAMENTO DE ANALISIS Y PROGRAMACION FINANCIERA  
RESUMEN MOVIMIENTO DEL SERVICIO DE LA DEUDA EXTERNA  
AL 31 DE DICIEMBRE DE 2020

INSTITUCION FINANCIERA	MDA	30.11.2020	DESEMBOLSOS	SERVICIO DE LA DEUDA PAGADA				SALDO AL 31.12.2020 SIN REVALUACION	REVALUACION	SALDO AL 31.12.2020 REVALUADO
				PRINCIPAL	INTERESES	COMISION	TOTAL			
GENERACION	LPS	5,956,781,286.19	-	359,510,217.94	129,901,751.19	905,735.55	490,317,704.68	5,597,271,068.25	(23,146,591.75)	5,574,124,476.50
<b>TOTAL DEUDA EXTERNA</b>		<b>5,956,781,286.19</b>	<b>-</b>	<b>359,510,217.94</b>	<b>129,901,751.19</b>	<b>905,735.55</b>	<b>490,317,704.68</b>	<b>5,597,271,068.25</b>	<b>(23,146,591.75)</b>	<b>5,574,124,476.50</b>

FILE: REVALUACION MENSUAL 2020-DICIEMBRE

ELABORADO POR:

HAROLD SHAMIR RIVERA  
AUXILIAR CONTABLE  
CONTABILIDAD

AUTORIZADO POR:

ANA LOURDES AGUILAR  
JEFE DEPARTAMENTO DE ANALISIS  
Y PROGRAMACION FINANCIERA

REVISADO POR:

EMMA L. TABORA  
OFICIAL CONTABLE I  
ANALISIS Y PROGRAMACION FINANCIERA



**DEPARTAMENTO DE ANALISIS Y PROGRAMACION FINANCIERA**  
**MOVIMIENTO DEL SERVICIO DE LA DEUDA EXTERNA**  
**AL 31 DE DICIEMBRE DE 2020**

INSTITUCION FINANCIERA	REFERENCIA DE PRESTAMO	MONEDA	30.11.2020	DESEMBOLSOS	SERVICIO DE LA DEUDA PAGADA				SALDO AL 31.12.2020
					PRINCIPAL	INTERESES	COMISION	TOTAL	
<b>GENERACION</b>									
BCA. COMERC. EXTERNA									
E.N.P.	240982	USD	233,397.34						233,397.34
INDUSTRIAL AND COMMERCIAL BANK OF CHINA	LINEA DE CREDITO USD 297,719,934.10	USD	243,789,178.82	14,885,996.71	5,378,754.05	37,503.18	20,302,253.94	228,903,182.11	
CLUB DE PARIS									
SUIZA	CP V	CHF	115,474.94	-	-	-	-	115,474.94	
SERV	CP VI	CHF	1,664,444.21	-	-	-	-	1,664,444.21	

FILE: REVALUACION MENSUAL 2020- DICIEMBRE  
LG/ELT



DEPARTAMENTO DE ANALISIS Y PROGRAMACION FINANCIERA  
MOVIMIENTO DEL SERVICIO DE LA DEUDA EXTERNA  
AL 31 DE DICIEMBRE DE 2020

0

INSTITUCION FINANCIERA	REFERENCIA DE PRESTAMO	MDA MONEDA	30.11.2020	DESEMBOLOSOS	SERVICIO DE LA DEUDA PAGADA				SALDO AL 31.12.2020 SIN REVALUACION	REVALUACION	SALDO AL 31.12.2020 REVALUADO
					PRINCIPAL	INTERESES	COMISION	TOTAL			
<b>GENERACION</b>											
BCA. COMERC. EXTERNA											
B.N.P.	240982	USD	233,397.34	-	-	-	-	233,397.34	-	233,397.34	
INDUSTRIAL AND COMMERCIAL BANK OF CHINA	LINEA DE CREDITO USD 297,719,934.10	USD	243,789,178.82	-	14,885,996.71	5,378,754.05	37,503.18	20,302,253.94	-	228,903,182.11	
CLUB DE PARIS SUIZA SERV SERV	CP V CP VI	USD USD	127,469.85 1,837,337.69	-	-	-	-	-	3,558.11 51,286.18	131,027.96 1,888,623.86	
<b>TOTAL DEUDA EXTERNA</b>			<b>245,987,383.70</b>	<b>-</b>	<b>14,885,996.71</b>	<b>5,378,754.05</b>	<b>37,503.18</b>	<b>20,302,253.94</b>	<b>54,844.28</b>	<b>231,156,231.27</b>	

FHE REVALUACION MENSUAL 2020-DICIEMBRE  
16/1/21



DEPARTAMENTO DE ANÁLISIS Y PROGRAMACIÓN FINANCIERA  
MOVIMIENTO DEL SERVICIO DE LA DEUDA EXTERNA  
AL 31 DE DICIEMBRE DE 2020

24.1509 772.83

INSTITUCION FINANCIERA	REFERENCIA DE PRESTAMO	MDA	30.11.2020	DESEMBOLSOS	SERVICIO DE LA DEUDA PAGADA				SALDO AL 31.12.2020 SIN REVALUACION	REVALUACION	SALDO AL 31.12.2020 REVALUADO
					PRINCIPAL	INTERESES	COMISION	TOTAL			
<b>GENERACION</b>											
BCA. COMERC. EXTERNA											
B.N.P.	240982	LPS	5.651,903.31	-				5.651,903.31	(23,736.51)	5.628,166.80	
INDUSTRIAL AND COMMERCIAL BANK OF CHINA	LINIA DE CREDITO * USD 297,719,934.10	LPS	5.903,549,996.47	359,510,217.94	129,901,751.19	905,735.55	490,317,704.68	5,544,039,778.53	(24,245,554.81)	5,519,794,223.72	
CLUB DE PARIS											
SUIZA	CP V	LPS	3,086,784.47	-	-	-	-	3,086,784.47	72,836.83	3,159,621.30	
SERV	CP VI	LPS	44,492,601.94	-	-	-	-	44,492,601.94	1,049,862.74	45,542,464.68	
<b>TOTAL DEUDA EXTERNA</b>			<b>5,956,781,286.19</b>	<b>-</b>	<b>359,510,217.94</b>	<b>129,901,751.19</b>	<b>905,735.55</b>	<b>490,317,704.68</b>	<b>(23,146,591.75)</b>	<b>5,574,628,476.50</b>	

FILE: REVALUACION MENSUAL 2020-DICIEMBRE  
16/ET





**GERENCIA FINANCIERA  
 DEPARTAMENTO DE ANALISIS Y PROGRAMACION FINANCIERA  
 MOVIMIENTO SERVICIO DEUDA INTERNA DICIEMBRE DEL 2020  
 (CIFRAS EN LEMPIRAS)**

INSTITUCION FINANCIERA	REFERENCIA PRÉSTAMO	TASA DE INTERES	30.11.2020	DESEMBOLSOS	SERVICIO DEUDA PAGADO			31.12.2020			
					PRINCIPAL	INTERESES	COMISION	TOTAL	SIN REVALUACION	REVALUACION	REVALUADO
LAFISE	(LPs) ISIN HNENEE 00007-5	6.0% + 1%	78,822,429.00	78,587,092.50	2,357,612.78	43,655.31	80,988,360.59	235,336.50	(235,336.50)	-	
BANCO ATLANTIDA	(LPs) ISIN HNENEE 00006-3	6.0% + 1%	847,553,000.00	846,419,000.00	25,392,570.00	470,185.75	872,281,755.75	1,134,000.00	(1,134,000.00)	-	
Bonos RRCP - 2016	ISIN HNENEE 000835	6.0%	1,215,330,000.00	675,115.82	-	675,115.82	1,215,330,000.00	-	-	1,215,330,000.00	
Bonos VGE 2019	ISIN HENEE000124 ISIN HENEE000181 ISIN HENEE000249 ISIN HENEE000348 ISIN HENEE000405 ISIN HENEE000587 ISIN HENEE000488		703,756,000.00 1,070,000,000.00 983,412,000.00 7,500,000.00 161,356,000.00 612,122,000.00 1,796,602,000.00	- - - - - - -	14,251,059.00 24,342,500.00 23,970,667.50 195,000.00 4,396,951.00 11,676,227.15 36,381,190.50	390,936.46 594,385.00 546,285.37 4,166.25 89,633.26 340,033.77 998,012.41	14,641,995.46 24,936,885.00 24,516,952.87 199,166.25 4,486,584.26 12,016,260.92 37,379,202.91	703,756,000.00 1,070,000,000.00 983,412,000.00 7,500,000.00 161,356,000.00 612,122,000.00 1,796,602,000.00	- - - - - - -	703,756,000.00 1,070,000,000.00 983,412,000.00 7,500,000.00 161,356,000.00 612,122,000.00 1,796,602,000.00	
Bonos VGE 2020	ISIN HENEE00064-5 ISIN HENEE00066-0 ISIN HENEE00072-8 ISIN HENEE00076-9 ISIN HENEE00084-3		- - - - -	1,014,000,000.00 1,651,000,000.00 758,300,000.00 621,000,000.00 164,000,000.00	- - - - -	- - - - -	- - - - -	1,014,000,000.00 1,651,000,000.00 758,300,000.00 621,000,000.00 164,000,000.00	- - - - -	1,014,000,000.00 1,651,000,000.00 758,300,000.00 621,000,000.00 164,000,000.00	
BONOS FIDELCOMISO RECUPERACION DE PERDIDAS ENEE - 2016 (RPE-2016)	Ficensa (LPs) ISIN HNENEE 000090-0	9.25%	20,000,000.00	-	-	11,110.00	11,110.00	20,000,000.00	-	20,000,000.00	
BID - CONV. SUBSIDIARIO	1584/SF-HO	1 y 2%	358,904,903.99	-	-	-	-	358,904,903.99	(1,507,306.33)	357,397,597.66	
TESORERIA GENERAL DE LA REPUBLICA	CUT - LPs CUT - USD		538,734,462.99 22,796,754.12	535,096,601.58	-	-	535,096,601.58	3,637,861.41 22,796,754.12	(95,740.38)	3,637,861.41 22,701,013.74	
TOTAL DISTRIBUCION			45,297,189,790.61	5,748,288,406.50	1,693,022,351.58	554,892,117.65	4,260,687.33	2,194,175,156.56	49,410,455,845.53	(123,315,275.09)	49,287,160,580.44

DEPARTAMENTO DE ANALISIS Y PROGRAMACION FINANCIERA  
 JEFATURA