


**Gerencia de Finanzas Corporativa
Departamento de Análisis y Programación Financiera**

MEMORANDO

DAPF-349-2020

**PARA : ABOG. LUIS FERNANDO CRUZ MUÑOZ
JEFE UNIDAD DE TRANSPARENCIA**

**DE : LIC. ANA LOURDES AGUILAR
JEFE DEPARTAMENTO DE ANALISIS Y PROGRAMACION
FINANCIERA**



ASUNTO : INFORMES DEUDA EXTERNA E INTERNA NOVIEMBRE/2020

FECHA : 14 DE DICIEMBRE DE 2020

En cumplimiento al Memorándum – Circular No. GG-229, adjunto remito los Informes Preliminares de la Situación de la Deuda al 30 de Noviembre de 2020

- Movimiento del Servicio de la Deuda Externa en Moneda Contratada, US Dólares y Lempiras.
- Movimiento del Servicio de la Deuda Interna en Lempiras.
- Deuda Vencida y Pendiente de pago en US Dólares y Lempiras

Atentamente,

 Archivo

AA/ELT





DEPARTAMENTO DE ANALISIS Y PROGRAMACION FINANCIERA
RESUMEN SERVICIO DEUDA VENCIDA PENDIENTE DE PAGO
AL 30 DE NOVIEMBRE DEL 2020

(Cifras en Lempiras)

CONCEPTO	PRINCIPAL	INTERESES	INTERESES MORATORIOS	COMISIONES	TOTAL
PRESTAMOS DEUDA EXTERNA E INTERNA					
GENERACION	3,541,868,021.39	1,410,278,673.22	76,912,609.78	54,369,537.58	5,083,428,841.96
DISTRIBUCION	217,584,604.68	690,042,896.38	3,622,757.57	-	911,250,258.64
TRANSMISION	926,511,924.32	265,199,926.83	5,003,102.54	10,236,992.26	1,206,951,945.95
HOLDING	90,809,250.00	-	-	22,361,777.81	113,171,027.81
	4,776,773,800.38	2,365,521,496.44	85,538,469.89	86,968,307.65	7,314,802,074.36
TOTAL DEUDA EXTERNA E INTERNA	4,776,773,800.38	2,365,521,496.44	85,538,469.89	86,968,307.65	7,314,802,074.36


ELABORADO POR:


HAROLD SHAMIR RIVERA
 AUXILIAR CONTABLE
 CONTABILIDAD

AUTORIZADO POR:


ANA LOURDES AGUILAN
 JEFE DEPARTAMENTO DE ANALISIS
 Y PROGRAMACION FINANCIERA


REVISADO POR:


EMMA L. TABORA
 OFICIAL CONTABLE I
 ANALISIS Y PROGRAMACION FINANCIERA

DEPARTAMENTO DE ANALISIS Y PROGRAMACION FINANCIERA

SERVICIO DEUDA VENCIDA Y PENDIENTE DE PAGO
AL 30 DE NOVIEMBRE DEL 2020

(Cifras en Lempras)

INSTITUCION FINANCIERA	NUMERO PRESTAMO	PRINCIPAL	INTERESES	INTERESES MORATORIOS	COMISIONES	TOTAL
DEUDA EXTERNA						
GENERACION						
SUIZA						
SERV	CP V	-	-	-	-	-
SERV	CP VI	-	-	-	-	-
BNP	240982	5,651,902.58	3,752,707.27	-	-	9,404,609.85
Total Deuda Externa		5,651,902.58	3,752,707.27	-	-	9,404,609.85

DEUDA INTERNA						
ERP						
GENERACION						
<u>Multilaterales</u>						
IDA	0116-HO	36,703,746.16	-	-	1,514,029.34	38,217,775.50
	0989-HO	188,883,240.00	-	-	23,020,144.88	211,903,384.88
	2417-HO	80,484,984.66	-	-	23,246,030.11	103,731,014.77
BID	572/SF-HO	767,661,846.19	96,411,226.93	-	-	864,073,073.12
Sub-total Multilaterales		1,073,733,817.00	96,411,226.93	-	47,780,204.33	1,217,925,248.26
<u>Club de paris</u>						
<u>Alemania</u>						
KFW	197965593	91,065,029.63	13,350,434.46	-	-	104,415,464.09
	199165713	8,481,258.21	1,939,062.32	-	-	10,420,320.54
	199165614 - CP I	1,123,671.24	38,391.92	-	-	1,162,063.16
	199365586 - CP II	335,803.41	77,891.36	-	-	413,694.77
	199665969 - CP III	138,980.74	52,416.88	-	-	191,397.63
	200065011 - CPIV - T1	418,524.14	963,446.13	-	-	1,381,970.27
	200065011 - CPIV - T2	345.70	795.82	-	-	1,141.52
	200065011 - CPIV - T3	328,306.37	3,742.80	-	-	332,049.17
	200065011 - CPIV - T4	51,884.97	591.50	-	-	52,476.47
		101,943,804.42	16,426,773.19	-	-	118,370,577.61
HERMES	HERMES I	12,947,479.11	898,411.16	-	-	13,845,890.26
	HERMES CP II	45,097,111.19	28,153,456.09	-	-	73,250,567.28
	HERMES CP III	4,901,759.71	3,674,428.05	-	-	8,576,187.76
	HERMES CP IV	58,195,582.93	84,961,432.17	-	-	143,157,015.10
	HERMES 1era. Capital. CP IV	980,520.40	1,431,490.42	-	-	2,412,010.82
	HERMES 2da. Capital. CP IV	5,109,268.02	563,296.85	-	-	5,672,564.87
	HERMES 3ra. Capital. CP IV	407,842.41	44,964.65	-	-	452,807.06
		127,639,563.78	119,727,479.38	-	-	247,367,043.16
<u>FRANCIA</u>						
<u>COFACE</u>						
	CP I	10,606,608.84	401,785.67	-	-	11,008,394.51
	CP II	89,919,479.23	31,505,960.93	-	-	121,419,040.16
	CP IV	57,423,750.59	53,688,679.93	-	-	111,112,430.52
	CP IV - CAPITALIZACIÓN	5,180,572.25	327,859.95	-	-	5,508,432.19
		163,124,410.91	85,923,886.48	-	-	249,048,297.39
<u>ITALIA</u>						
<u>SACE</u>						
	HOND 1 (CP I)	19,478,929.51	1,225,346.41	-	-	20,704,275.92
	HOND 2 (CP II)	160,853,520.74	12,253,836.35	-	-	173,107,357.10
	HOND 3 (CP III)	37,868,772.44	3,411,351.79	-	-	41,280,124.23
	HOND 4 (CP IV)	96,607,108.80	77,250,713.06	-	-	173,857,821.86
	HOND 4 (CP IV 1era. CAPITAL)	4,984,108.06	216,885.06	-	-	5,200,993.13
	HOND 4 (CP IV 2da. CAPITAL)	245,240.91	10,559.75	-	-	255,800.66
		320,087,680.47	94,368,692.42	-	-	414,406,372.89
<u>JAPON</u>						
<u>EXIMBANK-JAPON</u>						
	R1 - (CP I)	171,237,421.16	25,407,604.07	23,414,693.58	-	220,059,718.80
	R2 - (CP II)	180,613,309.92	37,186,631.32	4,499,231.74	-	222,299,172.98
	R2 - (CP II - CAPITAL)	11,640,723.41	-	285,666.57	-	11,926,389.98
	R3 - (CP III)	22,828,836.43	5,900,881.48	565,273.35	-	29,294,991.26
	R3 - (CP III - CAPITAL)	1,552,812.70	-	36,732.68	-	1,589,545.38
	R4 - (CP IV 2,005 MM)	104,727,047.45	143,089,514.91	896,933.66	-	248,713,496.03
	R4 - (CP IV 201 MM)	10,544,773.58	41,103,201.76	495,726.27	-	52,143,701.61
	R4 - (CP IV 2da FASE)	14,870,184.89	3,869,670.07	1,090,599.99	-	19,830,454.95
	R4 - (CP IV 3era FASE)	9,160,851.82	-	-	-	9,160,851.82
		527,175,961.34	256,557,503.62	31,284,857.83	-	815,018,322.79
<u>JBIC</u>						
	HO - P1	658,628,177.31	103,784,091.32	31,015,808.30	-	793,428,076.94
	HO - R1 (CP I)	146,720,173.65	25,813,750.82	5,383,657.72	-	177,917,582.20
	HO - R2 (CP II)	253,567,456.62	258,202,757.38	4,071,354.51	-	515,841,568.51
	HO - R3 (CP III)	22,129,644.65	37,464,898.21	515,760.03	-	60,110,302.89
	HO - R4 (CP IV)	41,287,348.93	301,952,065.66	4,641,171.36	-	347,880,585.97



DEPARTAMENTO DE ANALISIS Y PROGRAMACION FINANCIERA

SERVICIO DEUDA VENCIDA Y PENDIENTE DE PAGO
AL 30 DE NOVIEMBRE DEL 2020

(Cifras en Lempiiras)

INSTITUCION FINANCIERA	NUMERO PRESTAMO	PRINCIPAL	INTERESES	INTERESES MORATORIOS	COMISIONES	TOTAL
SUIZA		1,122,332,801.17	727,217,563.40	45,627,751.94	-	1,895,178,116.51
SERV	SERV - CP II	51,870,142.02	1,741,939.99	-	-	53,612,082.01
	SERV - CP III	38,986,195.71	332,957.74	-	-	39,319,153.44
	SERV - CP IV	4,519,810.03	1,847,527.65	-	-	6,367,337.67
	SERV - DIFERIMIENTO CPV	151,687.89	3,930.42	-	-	155,618.31
		95,527,835.64	3,926,355.79	-	-	99,454,191.43
Club de paris						
ESTADOS UNIDOS	R-190 Q (CP II)	845,788.15	412,321.31	-	-	1,258,109.47
EXIMBANK-USA	R-244-Q (CP IV)	3,471,247.19	5,508,843.79	-	-	8,980,090.98
	R-244 R (CP IV CAPITALIZACIÓN)	383,208.74	45,319.64	-	-	428,528.38
		4,700,244.08	5,966,484.74	-	-	10,666,728.82
Sub total - Club de Paris		2,462,482,301.80	1,310,114,739.02	76,912,609.78	-	3,849,509,650.60
Total Generacion - ERP		3,536,216,118.81	1,406,525,965.95	76,912,609.78	47,780,204.33	5,067,434,898.86
DISTRIBUCION						
Multilaterales						
BID	936/SF-HO	151,185,302.77	64,198,436.07	-	-	215,383,738.84
Bilaterales						
FV	Arreglo de Pagos N° I (REORG. DEUDA)	5,567,962.35	334,077.72	3,622,757.57	-	9,524,797.64
Total Distribucion - ERP		156,753,265.12	64,532,513.79	3,622,757.57	-	224,908,536.48
TRANSMISION						
Multilaterales						
IDA	0201-HO	56,575,325.11	-	-	2,758,047.24	59,333,372.34
Club de paris						
Alemania						
KFW	199165614 - CP I	1,123,671.24	38,391.92	-	-	1,162,063.16
	199365596 - CP II	335,803.41	77,891.36	-	-	413,694.77
	199665969 - CP III	138,980.74	52,416.88	-	-	191,397.63
	200065011 - CP IV - T1	1,143,890.85	2,633,246.49	-	-	3,777,137.35
	200065011 - CP IV - T2	2,535.13	5,835.99	-	-	8,371.12
	200065011 - CP IV - T4	140,281.94	1,599.26	-	-	141,881.20
		2,885,163.32	2,809,381.90	-	-	5,694,545.22
ESPAÑA						
ICO	01039001.0 (150688)	16,782,125.84	450,240.49	-	-	17,232,366.33
	REPROGRAMACION 01039014.0	8,661,117.20	-	-	-	8,661,117.20
	01039014.0	65,497,367.34	9,140,521.95	-	-	74,637,889.29
	11039001.0 (CP I)	4,326,572.63	214,090.24	-	-	4,540,662.87
	11039002.0 (CP II)	73,344,031.74	25,887,814.61	-	-	99,231,846.36
	11039003.0 (CP III)	27,196,881.87	16,162,822.96	-	-	43,359,704.83
	11039004.1 (CP V)	-	6,577,614.78	-	-	6,577,614.78
		195,808,096.63	58,433,105.04	-	-	254,241,201.67
CESCE						
	CP I	3,996,974.93	111,014.45	-	-	4,107,989.38
	CP II	28,244,407.75	8,637,825.53	-	-	36,882,233.28
	CP III	17,102,479.09	149,638.06	-	-	17,252,117.15
	CP IV	897,600.45	44,020.58	-	-	941,621.03
	CP IV - DIFERIMIENTO III FASE	8,731,889.84	891,242.40	-	-	9,623,132.24
	CP IV - REORG. DEUDA BBVJEX	86,637,842.23	4,845,543.18	-	-	91,483,385.42
	CP IV - REORGANIZACIÓN DEUDA	9,766,494.50	1,713,769.62	-	-	11,480,264.12
	CP V - DIFER. DEUDA POST CUT	54,299,620.42	4,520,254.86	-	-	58,819,875.28
	CP VI - RESTRUCT. DEUDA	110,698,736.63	15,143,298.69	-	-	125,842,035.32
		320,376,045.85	36,056,607.38	-	-	356,432,653.23
Sub total - Club de Paris		519,069,305.80	97,299,094.32	-	-	616,368,400.12
Bilaterales						
FV	Arreglo de Pagos N° I (REORG. DEUDA)	4,979,418.50	298,765.09	3,239,825.44	-	8,518,009.03
	Arreglo de Pagos N° II (DÓLAR DEUDA)	2,610,828.08	130,802.40	1,763,277.10	-	4,504,907.59
Sub total - Bilaterales		7,590,246.58	429,567.49	5,003,102.54	-	13,022,916.62
Total Transmision - ERP		583,234,877.49	97,728,661.81	5,003,102.54	2,758,047.24	688,724,689.08
Total Deuda Interna - ERP		4,276,204,261.42	1,568,787,141.55	85,538,469.89	50,538,251.57	5,981,068,124.43
Deuda Interna Gobierno Central						



DEPARTAMENTO DE ANALISIS Y PROGRAMACION FINANCIERA

SERVICIO DEUDA VENCIDA Y PENDIENTE DE PAGO
AL 30 DE NOVIEMBRE DEL 2020

(Cifras en Lempiras)

INSTITUCION FINANCIERA	NUMERO PRESTAMO	PRINCIPAL	INTERESES	INTERESES MORATORIOS	COMISIONES	TOTAL
GENERACION						
CTA JICA - CONV. SUBSIDIARIO	HO-P6	-	-	-	6,589,333.25	6,589,333.25
Total - Generacion Gobierno Central		-	-	-	6,589,333.25	6,589,333.25
DISTRIBUCION						
Banco Central de Honduras						
BONOS FIDEICOMISO RECUPERACION DE PERDIDAS ENEE - 2013 (RPE-2013)						
FICOHSA	(LPS) ISIN HNENEE 00005-1 (USD) ISIN HNENEE 00003-3	-	-	-	-	-
BANPAIS	(LPS) ISIN HNENEE 00005-1	-	-	-	-	-
Bono Soberano	Prestamo Bono Soberano	-	529,720,625.00	-	-	529,720,625.00
SEFIN - EXIMBANK CHINA	6021583003	-	62,626,065.93	-	-	62,626,065.93
CTA BID - CONV. SUBSIDIARIO	1584/SF-HO	60,831,339.56	33,163,691.67	-	-	93,995,031.22
Total Distribucion		60,831,339.56	625,510,382.60	-	-	686,341,722.15
TRANSMISION						
Banco Central de Honduras						
BONOS FIDEICOMISO RECUPERACION DE PERDIDAS ENEE - 2013 (RPE-2013)						
(LPS) ISIN HNENEE 00006-3						
CUENTA FDO. DE CONTRAVALOR HONDURAS - ESPAÑA						
ICO	01039004.0 (030491)	134,349,475.93	11,749,514.93	-	-	146,098,990.86
	11039004.2 (CP V - Consol. Diferida)	76,234,404.46	5,312,055.68	-	-	81,546,460.15
	11039005.0 (CP VI)	2,612,939.50	163,511.93	-	-	2,776,451.43
	01039014.0	10,916,227.89	3,724,253.22	-	-	14,640,481.11
		224,113,047.78	20,949,335.77	-	-	245,062,383.55
CTA BID - CONV. SUBSIDIARIO	2016/BLHO	102,968,673.96	66,387,660.00	-	-	169,356,333.96
	3103/BL-HO	16,195,325.08	57,402,441.71	-	1,716,430.00	75,314,196.79
	3435/BL-HO	-	22,731,827.54	-	5,762,515.03	28,494,342.57
		119,163,999.04	146,521,929.25	-	7,478,945.02	273,164,873.32
Total - Transmisión Gobierno Central		343,277,046.82	167,471,265.02	-	7,478,945.02	518,227,256.87
HOLDING						
CTA IDA - CONV. SUBSIDIARIO	4536-HN	90,809,250.00	-	-	22,361,777.81	113,171,027.81
Total - Otros Gobierno Central		90,809,250.00	-	-	22,361,777.81	113,171,027.81
Total Deuda Interna Gobierno Central		494,917,636.38	792,981,647.62	-	36,430,056.08	1,324,329,340.08
Total General Deuda Interna		4,771,121,897.80	2,361,768,789.17	85,538,469.89	86,968,307.65	7,305,397,464.51
TOTAL DEUDA EXTERNA E INTERNA		4,776,773,800.38	2,365,521,496.44	85,538,469.89	86,968,307.65	7,314,802,074.36



DEPARTAMENTO DE ANALISIS Y PROGRAMACION FINANCIERA

SERVICIO DEUDA VENCIDA Y PENDIENTE DE PAGO
AL 30 DE NOVIEMBRE DEL 2020

(Cifras en Dolares)

INSTITUCION FINANCIERA	NUMERO PRESTAMO	PRINCIPAL	INTERESES	INTERESES MORATORIOS	COMISIONES	TOTAL
DEUDA EXTERNA						
GENERACION						
SUIZA						
SERV	CP V	-	-	-	-	-
SERV	CP VI	-	-	-	-	-
BNP	240982	233,397.31	154,969.37	-	-	388,366.68
Total Deuda Externa		233,397.31	154,969.37	-	-	388,366.68

DEUDA INTERNA						
ERP						
GENERACION						
<u>Multilaterales</u>						
IDA	0116-HO	1,515,694.14	-	-	62,522.38	1,578,216.52
	0989-HO	7,800,000.00	-	-	950,625.00	8,750,625.00
	2417-HO	3,323,655.82	-	-	959,953.01	4,283,608.83
BID	572/SF-HO	31,700,866.63	3,981,335.61	-	-	35,682,202.24
Sub-total Multilaterales		44,340,216.59	3,981,335.61	-	1,973,100.39	50,294,652.59
Club de paris						
Alemania						
KFW	197965593	3,760,562.51	551,310.90	-	-	4,311,873.41
	199165713	350,236.55	80,074.26	-	-	430,310.81
	199165614 - CP I	46,402.40	1,585.41	-	-	47,987.81
	199365586 - CP II	13,867.12	3,216.55	-	-	17,083.67
	199665969 - CP III	5,739.26	2,164.57	-	-	7,903.83
	200065011 - CP IV - T1	17,283.10	39,785.85	-	-	57,068.95
	200065011 - CP IV - T2	14.28	32.86	-	-	47.14
	200065011 - CP IV - T3	13,557.53	154.56	-	-	13,712.09
	200065011 - CP IV - T4	2,142.61	24.43	-	-	2,167.03
		4,209,805.35	678,349.39	-	-	4,888,154.74
HERMES						
	HERMES I	534,670.72	37,100.21	-	-	571,770.92
	HERMES CP II	1,862,301.11	1,162,606.90	-	-	3,024,908.01
	HERMES CP III	202,419.90	151,736.80	-	-	354,156.70
	HERMES CP IV	2,403,207.12	3,508,512.30	-	-	5,911,719.42
	HERMES 1era. Capital. CP IV	40,490.94	59,113.90	-	-	99,604.84
	HERMES 2da. Capital. CP IV	210,989.02	23,261.54	-	-	234,250.57
	HERMES 3ra. Capital. CP IV	16,842.00	1,856.83	-	-	18,698.83
		5,270,920.79	4,944,188.48	-	-	10,215,109.27
FRANCIA						
COFACE						
	CP I	438,003.65	16,591.88	-	-	454,595.53
	CP II	3,713,008.83	1,301,033.25	-	-	5,014,042.08
	CP IV	2,371,334.03	2,217,092.97	-	-	4,588,427.00
	CP IV - CAPITALIZACION	213,933.56	13,539.09	-	-	227,472.65
		6,736,280.07	3,548,257.19	-	-	10,284,537.26
ITALIA						
SACE						
	HOND 1 (CP I)	804,389.26	50,601.11	-	-	854,990.37
	HOND 2 (CP II)	6,642,502.86	506,026.49	-	-	7,148,529.35
	HOND 3 (CP III)	1,563,804.31	140,872.98	-	-	1,704,677.29
	HOND 4 (CP IV)	3,989,424.62	3,190,095.44	-	-	7,179,520.06
	HOND 4 (CP IV 1era. CAPITAL)	205,820.50	8,956.35	-	-	214,776.85
	HOND 4 (CP IV 2da. CAPITAL)	10,127.31	436.07	-	-	10,563.38
		13,216,068.87	3,896,988.43	-	-	17,113,057.30
JAPON						
EXIMBANK-JAPON						
	R1 - (CP I)	7,071,309.69	1,049,215.97	966,918.03	-	9,087,443.69
	R2 - (CP II)	7,458,490.32	1,535,635.05	185,797.36	-	9,179,922.74
	R2 - (CP II - CAPITAL)	480,707.78	-	11,796.70	-	492,504.48
	R3 - (CP III)	942,724.85	243,678.98	23,343.16	-	1,209,746.99
	R3 - (CP III - CAPITAL)	64,123.95	-	1,516.89	-	65,640.84
	R4 - (CP IV 2,005 MM)	4,324,740.35	5,908,931.97	37,039.19	-	10,270,711.52
	R4 - (CP IV 201 MM)	435,450.14	1,697,371.21	20,471.19	-	2,153,292.54
	R4 - (CP IV 2da FASE)	614,069.53	159,799.39	45,036.71	-	818,905.63
	R4 - (CP IV 3era FASE)	378,300.61	-	-	-	378,300.61
		21,769,917.22	10,594,632.58	1,291,919.24	-	33,656,469.03
JBIC						
	HO - P1	27,198,282.83	4,285,800.65	1,280,808.74	-	32,764,892.22
	HO - R1 (CP I)	6,058,861.31	1,065,987.94	222,320.04	-	7,347,169.29
	HO - R2 (CP II)	10,471,157.53	10,662,573.91	168,128.02	-	21,301,859.47
	HO - R3 (CP III)	913,851.48	1,547,126.18	21,298.49	-	2,482,276.15
	HO - R4 (CP IV)	1,704,975.63	12,469,217.03	191,658.81	-	14,365,851.47





DEPARTAMENTO DE ANALISIS Y PROGRAMACION FINANCIERA

SERVICIO DEUDA VENCIDA Y PENDIENTE DE PAGO
AL 30 DE NOVIEMBRE DEL 2020

(Cifras en Dolares)

INSTITUCION FINANCIERA	NUMERO PRESTAMO	PRINCIPAL	INTERESES	INTERESES MORATORIOS	COMISIONES	TOTAL
SUIZA		46,347,128.78	30,030,705.71	1,884,214.11	-	78,262,048.60
SERV	SERV - CP II	2,141,995.81	71,934.03	-	-	2,213,929.83
	SERV - CP III	1,609,948.70	13,749.61	-	-	1,623,698.31
	SERV - CP IV	186,647.15	76,294.31	-	-	262,941.45
	SERV - DIFERIMIENTO CPV	6,264.00	162.31	-	-	6,426.31
		3,944,855.66	162,140.25	-	-	4,106,995.90
Club de paris						
ESTADOS UNIDOS	R - 190 Q (CP II)	34,927.12	17,026.95	-	-	51,954.07
EXIMBANK-USA	R-244-Q (CP IV)	143,346.38	227,489.65	-	-	370,836.02
	R-244-R (CP IV CAPITALIZACIÓN)	15,824.74	1,871.49	-	-	17,696.23
		194,098.24	246,388.09	-	-	440,486.33
Sub total - Club de Paris		101,689,074.98	54,101,650.12	3,176,133.34	-	158,966,858.44
Total Generacion - ERP		146,029,291.57	58,082,985.73	3,176,133.34	1,973,100.39	209,261,511.03
DISTRIBUCION						
Multilaterales						
BID	936/SF-HO	6,243,250.39	2,651,097.06	-	-	8,894,347.44
Bilaterales						
FIV	Arreglo de Pagos N° I (REORG. DEUDA)	229,930.97	13,795.86	149,603.05	-	393,329.88
Total Distribucion - ERP		6,473,181.36	2,664,892.91	149,603.05	-	9,287,677.32
TRANSMISION						
Multilaterales						
IDA	0201-HO	2,336,298.00	-	-	113,894.53	2,450,192.53
Club de paris						
Alemania						
KFW	199165614 - CP I	46,402.40	1,585.41	-	-	47,987.81
	199365596 - CP II	13,867.12	3,216.55	-	-	17,083.67
	199665969 - CP III	5,739.26	2,164.57	-	-	7,903.83
	200065011 - CP IV - T1	47,237.38	108,740.84	-	-	155,978.22
	200065011 - CP IV - T2	104.69	241.00	-	-	345.69
	200065011 - CP IV - T4	5,792.99	66.04	-	-	5,859.03
		119,143.84	116,014.42	-	-	235,158.25
ESPAÑA						
ICO	01039001.0 (150688)	693,023.80	18,592.84	-	-	711,616.64
	REPROGRAMACION 01039014.0	357,663.89	-	-	-	357,663.89
	01039014.0	2,704,736.88	377,461.08	-	-	3,082,197.96
	11039001.0 (CP I)	178,667.34	8,840.93	-	-	187,508.27
	11039002.0 (CP II)	3,028,767.65	1,069,046.43	-	-	4,097,814.09
	11039003.0 (CP III)	1,123,104.83	667,449.47	-	-	1,790,554.30
	11039004.1 (CP V)	-	271,624.92	-	-	271,624.92
		8,085,964.40	2,413,015.68	-	-	10,498,980.07
CESCE						
	CP I	165,056.49	4,584.38	-	-	169,640.87
	CP II	1,166,362.78	356,702.05	-	-	1,523,064.83
	CP III	706,252.90	6,179.36	-	-	712,432.26
	CP IV	37,066.73	1,817.85	-	-	38,884.57
	CP IV - DIFERIMIENTO III FASE	360,586.47	36,804.17	-	-	397,390.64
	CP IV - REORG. DEUDA BBV, BEX	3,577,740.25	200,098.41	-	-	3,777,838.66
	CP IV - REORGANIZACIÓN DEUDA	403,310.83	70,770.72	-	-	474,081.56
	CP V - DIFER. DEUDA POST CLIT	2,242,321.97	186,665.52	-	-	2,428,987.49
	CP VI - RESTRUCT. DEUDA	4,571,343.36	625,347.86	-	-	5,196,691.22
		13,230,041.78	1,488,970.32	-	-	14,719,012.10
Sub total - Club de Paris		21,435,150.02	4,018,000.41	-	-	25,453,150.43
Bilaterales						
FIV	Arreglo de Pagos N° I (REORG. DEUDA)	205,626.84	12,337.61	133,789.73	-	351,754.19
	Arreglo de Pagos N° II (DÓLAR DEUDA)	107,815.07	5,401.53	72,815.15	-	186,031.75
Sub total - Bilaterales		313,441.91	17,739.14	206,604.88	-	537,785.92
Total Transmision - ERP		24,084,889.93	4,035,739.55	206,604.88	113,894.53	28,441,128.89
Total Deuda Interna - ERP		176,587,362.85	64,783,618.20	3,532,341.28	2,086,994.92	246,990,317.25
Deuda Interna Gobierno Central						



DEPARTAMENTO DE ANALISIS Y PROGRAMACION FINANCIERA

SERVICIO DEUDA VENCIDA Y PENDIENTE DE PAGO
AL 30 DE NOVIEMBRE DEL 2020

(Cifras en Dolares)

INSTITUCION FINANCIERA	NUMERO PRESTAMO	PRINCIPAL	INTERESES	INTERESES MORATORIOS	COMISIONES	TOTAL
GENERACION						
CTA. JICA - CONV. SUBSIDIARIO	HO-P6	-	-	-	272,108.84	272,108.84
Total - Generacion Gobierno Central		-	-	-	272,108.84	272,108.84
DISTRIBUCION						
Banco Central de Honduras						
BONOS FIDEICOMISO RECUPERACION DE PERDIDAS ENEE - 2013 (RPE-2013)						
FICOHSA	(LPS) ISIN HNENEE 00005-1 (USD) ISIN HNENEE 00003-3	-	-	-	-	-
BANPAIS	(LPS) ISIN HNENEE 00005-1	-	-	-	-	-
Bono Soberano	Prestamo Bono Soberano	-	21,875,000.00	-	-	21,875,000.00
SEFIN - EXIMBANK CHINA	6021583003	-	2,586,165.48	-	-	2,586,165.48
CTA. BID - CONV. SUBSIDIARIO	1584/SF-HO	2,512,051.62	1,369,506.34	-	-	3,881,557.96
Total Distribucion		2,512,051.62	25,890,671.82	-	-	28,342,723.43
TRANSMISION						
Banco Central de Honduras						
BONOS FIDEICOMISO RECUPERACION DE PERDIDAS ENEE - 2013 (RPE-2013)						
BANCO ATLANTIDA	(LPS) ISIN HNENEE 00006-3	-	-	-	-	-
CUENTA FDO. DE CONTRAVALOR HONDURAS - ESPAÑA						
ICO	01039004.0 (030491)	5,548,008.98	485,200.36	-	-	6,033,209.35
	11039004.2 (CP V - Consol. Diferida)	3,148,126.61	219,363.21	-	-	3,367,489.83
	11039005.0 (CP VI)	107,502.26	6,752.28	-	-	114,654.54
	01039014.0	450,789.48	153,794.35	-	-	604,583.83
		9,254,827.34	865,110.21	-	-	10,119,937.54
CTA. BID - CONV. SUBSIDIARIO	2016/BLHO	4,252,127.70	2,741,501.83	-	-	6,993,629.53
	3103/BL-HO	668,791.66	2,370,454.07	-	70,880.58	3,110,126.31
	3435/BL-HO	-	938,718.83	-	237,965.09	1,176,683.92
		4,920,919.36	6,050,674.74	-	308,845.67	11,280,439.77
Total - Transmisión Gobierno Central		14,175,746.70	6,915,784.94	-	308,845.67	21,400,377.31
HOLDING						
CTA. IDA - CONV. SUBSIDIARIO	4536-HN	3,750,000.00	-	-	923,437.50	4,673,437.50
Total - Otros Gobierno Central		3,750,000.00	-	-	923,437.50	4,673,437.50
Total Deuda Interna Gobierno Central		20,437,798.31	32,746,456.76	-	1,504,392.01	54,688,647.08
Total General Deuda Interna		197,025,161.17	97,530,074.96	3,532,341.28	3,591,386.93	301,678,964.33
TOTAL DEUDA EXTERNA E INTERNA		197,258,558.48	97,685,044.33	3,532,341.28	3,591,386.93	302,067,331.01



DEPARTAMENTO DE ANALISIS Y PROGRAMACION FINANCIERA

**RESUMEN SERVICIO DEUDA VENCIDA PENDIENTE DE PAGO
AL 30 DE NOVIEMBRE DEL 2020**

(Cifras en Dolares)

CONCEPTO	PRINCIPAL	INTERESES	INTERESES MORATORIOS	COMISIONES	TOTAL
PRESTAMOS DEUDA EXTERNA E INTERNA					
GENERACION	146,262,688.88	58,237,955.10	3,176,133.34	2,245,209.23	209,921,986.55
DISTRIBUCION	8,985,232.98	28,495,564.73	149,603.05	-	37,630,400.76
TRANSMISION	38,260,636.62	10,951,524.49	206,604.88	422,740.21	49,841,506.20
HOLDING	3,750,000.00	-	-	923,437.50	4,673,437.50
	197,258,558.48	97,685,044.33	3,532,341.28	3,591,386.93	302,067,331.01
TOTAL DEUDA EXTERNA E INTERNA	197,258,558.48	97,685,044.33	3,532,341.28	3,591,386.93	302,067,331.01

ELABORADO POR:




HAROLD SHAMIR RIVERA
AUXILIAR CONTABLE
CONTABILIDAD

AUTORIZADO POR:



ANA LOURDES AGUILAR
JEFE DEPARTAMENTO DE ANALISIS
Y PROGRAMACION FINANCIERA

REVISADO POR:



EMMA L. TABORA
OFICIAL CONTABLE I
ANALISIS Y PROGRAMACION FINANCIERA





DEPARTAMENTO DE ANALISIS Y PROGRAMACION FINANCIERA
RESUMEN MOVIMIENTO DEL SERVICIO DE LA DEUDA EXTERNA
AL 30 DE NOVIEMBRE DE 2020

INSTITUCION FINANCIERA	MDA	31.10.2020	DESEMBOLSOS	SERVICIO DE LA DEUDA PAGADA				SALDO AL 30.11.2020 SIN REVALUACION	REVALUACION	SALDO AL 30.11.2020 REVALUADO
				PRINCIPAL	INTERESES	COMISION	TOTAL			
GENERACION	LPS	5,983,624,778.23	-	-	-	-	-	5,983,624,778.23	(26,843,492.04)	5,956,781,286.19
TOTAL DEUDA EXTERNA		5,983,624,778.23	-	-	-	-	-	5,983,624,778.23	(26,843,492.04)	5,956,781,286.19

FILE: REVALUACION MENSUAL 2020-NOVIEMBRE

ELABORADO POR:

HAROLD SHAMIR RIVERA
AUXILIAR CONTABLE
CONTABILIDAD

AUTORIZADO POR:

ANA LOURDES AGUILERA
JEFE DEPARTAMENTO DE ANALISIS
Y PROGRAMACION FINANCIERA

REVISADO POR:

EMMA L. TABORA
OFICIAL CONTABLE I
ANALISIS Y PROGRAMACION FINANCIERA

DEPARTAMENTO DE ANALISIS Y PROGRAMACION FINANCIERA
MOVIMIENTO DEL SERVICIO DE LA DEUDA EXTERNA
AL 30 DE NOVIEMBRE DE 2020

INSTITUCION FINANCIERA	REFERENCIA DE PRESTAMO	MDA	31.10.2020	DESEMBOLSOS	SERVICIO DE LA DEUDA PAGADA				SALDO AL 30.11.2020 SIN REVALUACION	REVALUACION	SALDO AL 30.11.2020 REVALUADO
					PRINCIPAL	INTERESES	COMISION	TOTAL			
GENERACION											
BCA. COMERC. EXTERNA											
B.N.P.	240982	LPS	5,677,833.75						5,677,833.75	(25,930.44)	5,651,903.31
INDUSTRIAL AND COMMERCIAL BANK OF CHINA	LINEA DE CREDITO * USD 297,719,934.10	LPS	5,930,634,974.24	-	-	-	-	-	5,930,634,974.24	(27,084,977.77)	5,903,549,996.47
CLUB DE PARIS											
SUIZA SERV	CP V	LPS	3,069,435.44		-	-	-	-	3,069,435.44	17,349.03	3,086,784.47
SERV	CP VI	LPS	44,242,534.80		-	-	-	-	44,242,534.80	250,067.14	44,492,601.94
TOTAL DEUDA EXTERNA			5,983,624,778.23	-	-	-	-	-	5,983,624,778.23	(26,843,492.04)	5,956,781,286.19

FILE: REVALUACION MENSUAL 2020-NOVIEMBRE

LG/ELT



DEPARTAMENTO DE ANÁLISIS Y PROGRAMACIÓN FINANCIERA
MOVIMIENTO DEL SERVICIO DE LA DEUDA EXTERNA
AL 30 DE NOVIEMBRE DE 2020

INSTITUCION FINANCIERA	REFERENCIA DE PRESTAMO	MDA MONEDA	31.10.2020	DESEMBOLSOS	SERVICIO DE LA DEUDA PAGADA				SALDO AL 30.11.2020 SIN REVALUACION	REVALUACION	SALDO AL 30.11.2020 REVALUADO
					PRINCIPAL	INTERESES	COMISION	TOTAL			
GENERACION											
BCA. COMERC. EXTERNA											
B.N.P.	240982	USD	233,397.34					-	233,397.34	-	233,397.34
INDUSTRIAL AND COMMERCIAL BANK OF CHINA	LINEA DE CREDITO USD 297,719,934.10	USD	243,789,178.82	-	-	-	-	-	243,789,178.82	-	243,789,178.82
CLUB DE PARIS											
SUIZA SERV	CP V	USD	126,174.54					-	126,174.54	1,295.31	127,469.85
SERV	CP VI	USD	1,818,667.19					-	1,818,667.19	18,670.50	1,837,337.69
TOTAL DEUDA EXTERNA			245,967,417.89	-	-	-	-	-	245,967,417.89	19,965.81	245,987,383.70

FILE: REVALUACION MENSUAL 2020-NOVIEMBRE

LG/ELT



**DEPARTAMENTO DE ANALISIS Y PROGRAMACION FINANCIERA
MOVIMIENTO DEL SERVICIO DE LA DEUDA EXTERNA
AL 30 DE NOVIEMBRE DE 2020**

INSTITUCION FINANCIERA	REFERENCIA DE PRESTAMO	MDA	31.10.2020	DESEMBOLSOS	SERVICIO DE LA DEUDA PAGADA				SALDO AL 30.11.2020
	REFERENCIA DE PRESTAMO	MONEDA		DESEMBOLSO	PRINCIPAL	INTERESES	COMISION	TOTAL	
GENERACION									
BCA. COMERC. EXTERNA									
B.N.P.	240982	USD	233,397.34					-	233,397.34
INDUSTRIAL AND COMMERCIAL BANK OF CHINA	LINEA DE CREDITO USD 297,719,934.10 *	USD	243,789,178.82	-	-	-	-	-	243,789,178.82
CLUB DE PARIS SUIZA SERV	CP V	CHF	115,474.94		-	-	-	-	115,474.94
SERV	CP VI	CHF	1,664,444.21		-	-	-	-	1,664,444.21

FILE: REVALUACION MENSUAL 2020-NOVIEMBRE

LG/ELT




GERENCIA FINANCIERA
DEPARTAMENTO DE ANALISIS Y PROGRAMACION FINANCIERA
RESUMEN MOVIMIENTO SERVICIO DEUDA INTERNA OCTUBRE DEL 2020

(CIFRAS EN LEMPIRAS)


INSTITUCION FINANCIERA	REFERENCIA PRÉSTAMO	TASA DE INTERES	31.10.2020	DESEMBOLSOS	SERVICIO DEUDA PAGADO				30.11.2020	REVALUACION	30.11.2020
					PRINCIPAL	INTERESES	COMISION	TOTAL	SIN REVALUACION		REVALUADO
DEUDA INTERNA											
GENERACION			5,827,396,956.35	3,066,608.00	-	-	-	-	5,830,463,564.35	(26,277,507.19)	5,804,186,057.16
DISTRIBUCION			45,602,354,617.05	-	173,799,052.28	153,710,102.74	4,264,036.10	331,773,191.12	45,428,555,564.78	(131,365,774.17)	45,297,189,790.61
TRANSMISION			2,842,194,311.60	-	-	-	-	-	2,842,194,311.60	(12,980,190.16)	2,829,214,121.44
HOLDING			608,172,500.00	-	-	-	-	-	608,172,500.00	(2,777,500.00)	605,395,000.00
GRAN TOTAL			54,880,118,384.99	3,066,608.00	173,799,052.28	153,710,102.74	4,264,036.10	331,773,191.12	54,709,385,940.72	(173,400,971.52)	54,535,984,969.20

ELABORADO POR:




HAROLD SHAMIR RIVERA
 AUXILIAR CONTABLE
 CONTABILIDAD

AUTORIZADO POR:



ANA LOURDES AGUILAR
 JEFE DEPARTAMENTO DE ANALISIS
 Y PROGRAMACION FINANCIERA

REVISADO POR:



EMMA L. TABORA
 OFICIAL CONTABLE I
 ANALISIS Y PROGRAMACION FINANCIERA





GERENCIA FINANCIERA
DEPARTAMENTO DE ANALISIS Y PROGRAMACION FINANCIERA
MOVIMIENTO SERVICIO DEUDA INTERNA NOVIEMBRE DEL 2020

(CIFRAS EN LEMPIRAS)

INSTITUCION FINANCIERA	REFERENCIA PRÉSTAMO	TASA DE INTERES	31.10.2020	DESEMBOLSOS	SERVICIO DEUDA PAGADO				30.11.2020	REVALUACION	30.11.2020
					PRINCIPAL	INTERESES	COMISION	TOTAL	SIN REVALUACION		REVALUADO
DEUDA INTERNA											
GENERACION											
BCO.CENTRAL DE HONDURAS											
FONDO - ERP	CLUB DE PARIS MULTILATERALES	VARIABLE	4,337,298,225.80	-	-	-	-	-	4,337,298,225.80	(19,808,271.21)	4,317,489,954.59
		VARIABLE	1,423,829,753.42	-	-	-	-	-	1,423,829,753.42	(6,502,574.75)	1,417,327,178.67
CONV. SUBSIDIARIO - JICA	HO-P6	0.3% 0.01%	66,268,977.12 -	3,066,608.00	-	-	-	-	69,335,585.12	33,338.77	69,368,923.89
TOTAL GENERACION			5,827,396,956.35	3,066,608.00	-	-	-	-	5,830,463,564.35	(26,277,507.19)	5,804,186,057.16
DISTRIBUCION											
GOBIERNO CENTRAL											
FONDO - ERP											
MULTILATERALES			321,006,152.38	-	-	-	-	-	321,006,152.38	(1,466,022.53)	319,540,129.85
BILATERALES			5,593,507.34	-	-	-	-	-	5,593,507.34	(25,545.33)	5,567,962.01
GOBIERNO CENTRAL											
Gobierno Central											
Ptamo Temporal			4,553,496,299.16	-	-	-	-	-	4,553,496,299.16	-	4,553,496,299.16
Bono Soberano			12,316,489,789.60	-	-	-	-	-	12,316,489,789.60	(56,248,926.73)	12,260,240,862.87
Bono Soberano 2020			13,008,081,278.49	-	-	-	-	-	13,008,081,278.49	(59,407,397.98)	12,948,673,880.51
Sefin-Eximbank China			1,797,525,397.63	-	-	-	-	-	1,797,525,397.63	(8,209,228.13)	1,789,316,169.50
EEH											
EEH	Reembolso de Inversiones 2° Año	7.2%	673,772,433.14	-	171,548,538.32	40,112,880.38	-	211,661,418.70	502,223,894.82	797,610.79	503,021,505.61
Banca Privada											
Banco Ficohsa											
Sindicado I			1,874,999,960.00	-	-	-	-	-	1,874,999,960.00	-	1,874,999,960.00
Sindicado II			2,450,000,000.00	-	-	113,597,222.36	-	113,597,222.36	2,450,000,000.00	-	2,450,000,000.00
BCO.CENTRAL DE HONDURAS											
BONOS FIDEICOMISO RECUPERACION DE PERDIDAS ENEE - 2013 (RPE-2013)											
FICOHSA (USD) ISIN HNENEE 00004-1			127,716,225.00	-	-	70,880.57	-	70,880.57	127,716,225.00	(583,275.00)	127,132,950.00
FICOHSA (LPS) ISIN HNENEE 00007-5			48,532,165.50	-	-	26,934.50	-	26,934.50	48,532,165.50	(221,644.50)	48,310,521.00





GERENCIA FINANCIERA
DEPARTAMENTO DE ANALISIS Y PROGRAMACION FINANCIERA
MOVIMIENTO SERVICIO DEUDA INTERNA NOVIEMBRE DEL 2020

(CIFRAS EN LEMPIRAS)

INSTITUCION FINANCIERA	REFERENCIA PRÉSTAMO	TASA DE INTERES	31.10.2020	DESEMBOLSOS	SERVICIO DEUDA PAGADO				30.11.2020 SIN REVALUACION	REVALUACION	30.11.2020 REVALUADO
					PRINCIPAL	INTERESES	COMISION	TOTAL			
LAFISE	(LPS) ISIN HNENEE 00007-5	6.0% + 1%	79,184,059.50			-	43,946.06	43,946.06	79,184,059.50	(361,630.50)	78,822,429.00
BANCO ATLANTIDA	(LPS) ISIN HNENEE 00006-3	6.0% + 1%	851,441,500.00			-	472,596.62	472,596.62	851,441,500.00	(3,888,500.00)	847,553,000.00
Bonos RBCP - 2016	ISIN HNENEE 000835	6.0%	1,215,330,000.00			-	675,115.82	675,115.82	1,215,330,000.00	-	1,215,330,000.00
Bonos VGE 2019	ISIN HENEE000124		703,756,000.00	-	-	-	390,936.46	390,936.46	703,756,000.00	-	703,756,000.00
	ISIN HENEE000181		1,070,000,000.00	-	-	-	594,385.00	594,385.00	1,070,000,000.00	-	1,070,000,000.00
	ISIN HENEE000249		983,412,000.00	-	-	-	546,285.37	546,285.37	983,412,000.00	-	983,412,000.00
	ISIN HENEE000348		7,500,000.00	-	-	-	4,166.25	4,166.25	7,500,000.00	-	7,500,000.00
	ISIN HENEE000405		161,356,000.00	-	-	-	89,633.26	89,633.26	161,356,000.00	-	161,356,000.00
	ISIN HENEE000587		612,122,000.00	-	-	-	340,033.77	340,033.77	612,122,000.00	-	612,122,000.00
	ISIN HENEE000488		1,796,602,000.00	-	-	-	998,012.41	998,012.41	1,796,602,000.00	-	1,796,602,000.00
BONOS FIDEICOMISO RECUPERACION DE PERDIDAS ENEE - 2016 (RPE-2016)											
Ficensa	(LPS) ISIN HNENEE 000090-0	9.25%	20,000,000.00			-	11,110.00	11,110.00	20,000,000.00	-	20,000,000.00
BID - CONV. SUBSIDIARIO	1584/SF-HO	1 y 2%	360,551,528.71			-	-	-	360,551,528.71	(1,646,624.72)	358,904,903.99
TESORERIA GENERAL DE LA REPUBLICA	CUT - LPS		540,984,976.95	-	2,250,513.96	-	-	2,250,513.96	538,734,462.99	-	538,734,462.99
	CUT - USD		22,901,343.66	-	-	-	-	-	22,901,343.66	(104,589.54)	22,796,754.12
TOTAL DISTRIBUCION			45,602,354,617.05	-	173,799,052.28	153,710,102.74	4,264,036.10	331,773,191.12	45,428,555,564.78	(131,365,774.17)	45,297,189,790.61
TRANSMISION											
BCO.CENTRAL DE HONDURAS											
BONOS FIDEICOMISO RECUPERACION DE PERDIDAS ENEE - 2013 (RPE-2013)											
GOBIERNO CENTRAL											
FONDO - ERP	CLUB DE PARIS	VARIABLE	627,472,590.81	-	-	-	-	-	627,472,590.81	(2,865,642.76)	624,606,948.05
	MULTILATERALES	VARIABLE	56,834,889.28	-	-	-	-	-	56,834,889.28	(259,562.71)	56,575,326.56
	BILATERALES	VARIABLE	147,921,656.32	-	-	-	-	-	147,921,656.32	(675,552.41)	147,246,103.90





GERENCIA FINANCIERA
DEPARTAMENTO DE ANALISIS Y PROGRAMACION FINANCIERA
MOVIMIENTO SERVICIO DEUDA INTERNA NOVIEMBRE DEL 2020

(CIFRAS EN LEMPIRAS)

INSTITUCION FINANCIERA	REFERENCIA PRÉSTAMO	TASA DE INTERES	31.10.2020	DESEMBOLSOS	SERVICIO DEUDA PAGADO				30.11.2020	REVALUACION	30.11.2020
					PRINCIPAL	INTERESES	COMISION	TOTAL	SIN REVALUACION		REVALUADO
BID - CONV. SUBSIDIARIO	2016/BL-HO	VARIABLE 0.25%	475,828,987.97						475,828,987.97	(2,173,092.36)	473,655,895.60
			208,359,898.50						208,359,898.50	(951,571.50)	207,408,327.00
BID - CONV. SUBSIDIARIO	3103/BL-HO	VARIABLE 0.25%	390,471,071.90					390,471,071.90	(1,783,266.10)	388,687,805.80	
			167,344,745.10					167,344,745.10	(764,256.90)	166,580,488.20	
BID - CONV. SUBSIDIARIO	3435/BL-HO	VARIABLE 0.25%	345,287,669.61					345,287,669.61	(1,576,915.27)	343,710,754.34	
			171,061,194.81					171,061,194.81	(781,229.78)	170,279,965.02	
BID - CONV. SUBSIDIARIO	4598/BL-HO	VARIABLE 0.25%	5,424,898.70					5,424,898.70	(24,775.30)	5,400,123.40	
			-					-			
CUENTA - FDO. CONTRAVALOR HONDURAS-ESPAÑA	CONV. CONVERSIÓN ICO		246,186,708.61					246,186,708.61	(1,124,325.06)	245,062,383.55	
TOTAL TRANSMISION			2,842,194,311.60					2,842,194,311.60	(12,980,190.16)	2,829,214,121.44	
HOLDING GOBIERNO CENTRAL											
IDA- CONV. SUBSIDIARIO	4536-HN	0.75%	608,172,500.00					608,172,500.00	(2,777,500.00)	605,395,000.00	
TOTAL HOLDING			608,172,500.00					608,172,500.00	(2,777,500.00)	605,395,000.00	
TOTAL			54,880,118,384.99	3,066,608.00	173,799,052.28	153,710,102.74	4,264,036.10	331,773,191.12	54,709,385,940.72	(173,400,971.52)	54,535,984,969.20

af