

**Gerencia de Finanzas Corporativa
Departamento de Análisis y Programación Financiera**

MEMORANDO

DAPF-271-2020

**PARA : ABOG. LUIS FERNANDO CRUZ MUÑOZ
JEFE UNIDAD DE TRANSPARENCIA**

**DE : LIC. ANA LOURDES AGUILAR
JEFE DEPARTAMENTO DE ANÁLISIS Y PROGRAMACIÓN
FINANCIERA**

Ana Lourdes Aguilar


ASUNTO : INFORMES DEUDA EXTERNA E INTERNA OCTUBRE/2020

FECHA : 19 DE NOVIEMBRE DE 2020

En cumplimiento al Memorándum – Circular No. GG-229, adjunto remito los Informes Preliminares de la Situación de la Deuda al 31 de Octubre de 2020.

- Movimiento del Servicio de la Deuda Externa en Moneda Contratada, US Dólares y Lempiras.
- Movimiento del Servicio de la Deuda Interna en Lempiras.
- Deuda Vencida y Pendiente de pago en US Dólares y Lempiras

Atentamente,

 **Archivo**

AA/ELT



DEPARTAMENTO DE ANALISIS Y PROGRAMACION FINANCIERA
RESUMEN SERVICIO DEUDA VENCIDA PENDIENTE DE PAGO
AL 31 DE OCTUBRE DEL 2020

(Cifras en Lempiras)

CONCEPTO	PRINCIPAL	INTERESES	INTERESES MORATORIOS	COMISIONES	TOTAL
PRESTAMOS DEUDA EXTERNA E INTERNA					
GENERACION	3,558,117,806.12	1,416,748,910.03	77,265,478.19	54,618,980.32	5,106,751,174.67
DISTRIBUCION	218,582,864.06	693,208,753.63	3,639,378.47	-	915,430,996.16
TRANSMISION	922,627,867.13	255,576,492.82	5,026,056.35	10,218,522.01	1,193,448,938.31
HOLDING	91,225,875.00	-	-	22,464,371.72	113,690,246.72
	4,790,554,412.31	2,365,534,156.48	85,930,913.01	87,301,874.05	7,329,321,355.85
TOTAL DEUDA EXTERNA E INTERNA	4,790,554,412.31	2,365,534,156.48	85,930,913.01	87,301,874.05	7,329,321,355.85


ELABORADO POR:


HAROLD SHAMIR RIVERA
 AUXILIAR CONTABLE
 CONTABILIDAD




ANA LOURDES AGUILAR
 JEFE DEPARTAMENTO DE ANALISIS
 Y PROGRAMACION FINANCIERA

REVISADO POR:


EMMA L. TABORA
 OFICIAL CONTABLE I
 ANALISIS Y PROGRAMACION FINANCIERA


DEPARTAMENTO DE ANALISIS Y PROGRAMACION FINANCIERA

SERVICIO DEUDA VENCIDA Y PENDIENTE DE PAGO
AL 31 DE OCTUBRE DEL 2020

(Cifras en Lempiiras)

INSTITUCION FINANCIERA	NUMERO PRESTAMO	PRINCIPAL	INTERESES	INTERESES MORATORIOS	COMISIONES	TOTAL
DEUDA EXTERNA						
GENERACION						
SUIZA						
SERV	CP V	-	-	-	-	-
SERV	CP VI	-	-	-	-	-
BNP	240982	5,677,833.02	3,769,924.37	-	-	9,447,757.39
Total Deuda Externa		5,677,833.02	3,769,924.37	-	-	9,447,757.39

INSTITUCION FINANCIERA	NUMERO PRESTAMO	PRINCIPAL	INTERESES	INTERESES MORATORIOS	COMISIONES	TOTAL
DEUDA INTERNA						
ERP						
GENERACION						
Multilaterales						
IDA	0116-HO	36,872,139.77	-	-	-	36,872,139.77
	0989-HO	189,749,820.00	-	-	1,520,975.58	189,749,820.00
	2417-HO	80,854,242.82	-	-	23,125,759.31	80,854,242.82
BID	572/SF-HO	771,183,812.47	96,853,553.31	-	23,352,680.89	771,183,812.47
Sub-total Multilaterales		1,078,660,015.07	96,853,553.31	-	47,999,415.78	868,037,365.79
Club de paris						
Alemania						
KFW	197965593	91,482,828.12	13,411,685.10	-	-	91,482,828.12
	199165713	8,520,169.49	1,947,958.57	-	-	8,520,169.49
	199165614 - CP I	1,128,826.54	38,568.06	-	-	1,128,826.54
	199365586 - CP II	337,344.05	78,248.72	-	-	337,344.05
	199655969 - CP III	139,618.38	52,657.37	-	-	139,618.38
	200065011 - CP IV - T1	420,444.29	967,866.34	-	-	420,444.29
	200065011 - CP IV - T2	347.29	799.47	-	-	347.29
	200065011 - CP IV - T3	329,812.61	3,759.97	-	-	329,812.61
	200065011 - CP IV - T4	52,123.01	594.21	-	-	52,123.01
		102,411,513.79	16,502,137.81	-	-	118,913,651.60
HERMES						
	HERMES I	13,006,881.02	902,532.99	-	-	13,006,881.02
	HERMES CP II	45,304,012.84	28,282,621.71	-	-	45,304,012.84
	HERMES CP III	4,924,248.56	3,691,286.01	-	-	4,924,248.56
	HERMES CP IV	58,462,579.24	85,351,227.89	-	-	58,462,579.24
	HERMES 1era. Capital, CP IV	985,018.94	1,438,057.97	-	-	985,018.94
	HERMES 2da. Capital, CP IV	5,132,708.90	565,881.20	-	-	5,132,708.90
	HERMES 3ra. Capital, CP IV	409,713.55	45,170.95	-	-	409,713.55
		128,225,163.08	120,276,778.72	-	-	248,501,941.80
FRANCIA						
COFACE						
	CP I	10,655,271.05	403,629.03	-	-	10,655,271.05
	CP II	90,325,984.51	31,650,105.73	-	-	90,325,984.51
	CP IV	57,687,205.80	53,934,998.96	-	-	57,687,205.80
	CP IV - CAPITALIZACIÓN	5,204,340.26	329,364.14	-	-	5,204,340.26
		163,872,811.63	86,318,097.86	-	-	250,190,909.48
ITALIA						
SACE						
	HOND 1 (CP I)	19,568,297.16	1,230,968.19	-	-	19,568,297.16
	HOND 2 (CP II)	161,591,502.81	12,310,055.90	-	-	161,591,502.81
	HOND 3 (CP III)	38,042,511.10	3,427,002.78	-	-	38,042,511.10
	HOND 4 (CP IV)	97,050,333.87	77,605,132.67	-	-	97,050,333.87
	HOND 4 (CP IV 1era. CAPITAL)	5,006,974.72	217,880.11	-	-	5,006,974.72
	HOND 4 (CP IV 2da. CAPITAL)	246,366.06	10,608.19	-	-	246,366.06
		321,505,985.72	94,801,647.84	-	-	416,307,633.56
JAPON						
EXIMBANK-JAPON						
	R1 - (CP I)	172,023,043.66	25,524,171.96	23,522,118.17	-	172,023,043.66
	R2 - (CP II)	181,441,948.20	37,357,240.37	4,519,873.82	-	181,441,948.20
	R2 - (CP II - CAPITAL)	11,694,130.04	-	286,977.18	-	11,694,130.04
	R3 - (CP III)	22,933,573.16	5,927,954.22	567,866.77	-	22,933,573.16
	R3 - (CP III - CAPITAL)	1,559,936.87	-	36,901.21	-	1,559,936.87
	R4 - (CP IV 2,005 MM)	105,207,526.11	143,745,997.26	901,048.72	-	105,207,526.11
	R4 - (CP IV 201 MM)	10,593,152.09	41,291,779.70	498,000.62	-	10,593,152.09
	R4 - (CP IV 2da FASE)	14,938,408.02	3,887,423.78	1,095,603.57	-	14,938,408.02
	R4 - (CP IV 3era FASE)	9,202,881.01	-	-	-	9,202,881.01
		529,594,599.15	257,734,567.30	31,428,390.06	-	529,594,599.15
JBIC						
	HO - P1	661,649,906.54	104,260,243.77	31,158,106.15	-	661,649,906.54
	HO - R1 (CP I)	147,393,313.14	25,932,182.08	5,408,357.48	-	147,393,313.14
	HO - R2 (CP II)	254,730,802.22	259,387,369.34	4,090,033.53	-	254,730,802.22
	HO - R3 (CP III)	22,231,173.55	37,636,783.93	518,126.29	-	22,231,173.55



DEPARTAMENTO DE ANALISIS Y PROGRAMACION FINANCIERA

SERVICIO DEUDA VENCIDA Y PENDIENTE DE PAGO
AL 31 DE OCTUBRE DEL 2020

(Cifras en Lempiiras)

INSTITUCION FINANCIERA	NUMERO PRESTAMO	PRINCIPAL	INTERESES	INTERESES MORATORIOS	COMISIONES	TOTAL
SUIZA SERV	HO - R4 (CP IV)	41,476,771.72	303,337,395.67	4,662,464.68	-	349,476,632.07
		1,127,481,967.17	730,553,974.80	45,837,088.13	-	1,903,873,030.11
	SERV - CP II	52,108,117.75	1,749,931.86	-	-	53,858,049.61
	SERV - CP III	39,165,061.01	334,485.32	-	-	39,499,546.32
	SERV - CP IV	4,540,546.52	1,856,003.95	-	-	6,396,550.47
SERV - DIFERIMIENTO CPV	152,383.82	3,948.45	-	-	156,332.27	
		95,966,109.10	3,944,369.57	-	-	99,910,478.67
Club de paris						
ESTADOS UNIDOS EXIMBANK-USA	R - 190 Q (CP II)	849,668.56	414,213.01	-	-	1,263,881.56
	R-244-Q (CP IV)	3,487,172.97	5,534,117.89	-	-	9,021,290.86
	R-244-R (CP IV CAPITALIZACIÓN)	384,966.87	45,527.56	-	-	430,494.43
		4,721,808.40	5,993,858.46	-	-	10,715,666.85
Sub total - Club de Paris						
Total Generacion - ERP		2,473,779,958.03	1,316,125,432.35	77,265,478.19	-	3,867,170,868.57
		3,552,439,973.10	1,412,978,985.67	77,265,478.19	47,999,415.78	5,090,683,852.74
DISTRIBUCION						
<u>Multilaterales</u>						
BID	936/SF-HO	151,878,927.89	64,492,972.95	-	-	216,371,900.84
<u>Bilaterales</u>						
FIV	Arreglo de Pagos N° I (REORG. DEUDA)	5,593,507.68	335,610.44	3,639,378.47	-	9,568,496.59
Total Distribucion - ERP		157,472,435.57	64,828,583.39	3,639,378.47	-	225,940,397.43
TRANSMISION						
<u>Multilaterales</u>						
IDA	0201-HO	56,834,887.82	-	-	2,770,700.92	59,605,588.73
<u>Club de paris</u>						
Alemania KFW	199165614 - CP I	1,128,826.54	38,568.06	-	-	1,167,394.60
	199365586 - CP II	337,344.05	78,248.72	-	-	415,592.77
	199665969 - CP III	139,618.38	52,657.37	-	-	192,275.74
	200065011 - CPV - T1	1,149,138.93	2,645,327.60	-	-	3,794,466.53
	200065011 - CPV - T2	2,546.76	5,862.76	-	-	8,409.53
	200065011 - CPV - T4	140,925.54	1,606.60	-	-	142,532.14
		2,898,400.20	2,822,271.10	-	-	5,720,671.31
ESPAÑA ICO	01039001.0 (150688)	16,859,120.79	452,306.16	-	-	17,311,426.94
	REPROMGRAMACION 01039014.0	8,700,853.66	-	-	-	8,700,853.66
	01039014.0	65,797,863.61	9,182,457.88	-	-	74,980,321.48
	11039001.0 (CP I)	4,346,422.58	215,072.46	-	-	4,561,495.04
	11039002.0 (CP II)	73,680,527.83	26,006,585.67	-	-	99,687,113.50
	11039003.0 (CP III)	27,321,658.82	16,236,976.60	-	-	43,558,635.42
	11039004.1 (CP V)	-	6,607,792.31	-	-	6,607,792.31
		196,706,447.28	58,701,191.08	-	-	255,407,638.36
CESCE	CP I	4,015,312.71	111,523.78	-	-	4,126,836.49
	CP II	28,373,990.66	8,677,455.13	-	-	37,051,445.78
	CP III	17,180,943.79	150,324.58	-	-	17,331,268.37
	CP IV	901,718.56	44,222.54	-	-	945,941.11
	CP IV - DIFERIMIENTO III FASE	8,771,951.00	895,331.34	-	-	9,667,282.34
	CP IV - REORG. DEUDA RBV,REX	87,035,329.18	4,867,774.12	-	-	91,903,103.29
	CP IV - REORGANIZACIÓN DEUDA	9,811,302.33	1,721,632.25	-	-	11,532,934.59
	CP V - DIFER. DEUDA POST CUT	54,548,742.39	4,540,993.40	-	-	59,089,735.79
	CP VI - RESTRUCT. DEUDA	111,206,612.88	15,212,774.84	-	-	126,419,387.72
		321,845,903.49	36,222,031.98	-	-	358,067,935.47
Sub total - Club de Paris		521,450,750.97	97,745,494.16	-	-	619,196,245.14
<u>Bilaterales</u>						
FIV	Arreglo de Pagos N° I (REORG. DEUDA)	5,002,263.64	300,135.80	3,254,689.48	-	8,557,088.92
	Arreglo de Pagos N° II (DÓLAR DEUDA)	2,622,806.34	131,402.51	1,771,366.86	-	5,525,575.71
Sub total - Bilaterales		7,625,069.98	431,538.31	5,026,056.35	-	13,082,664.63
Total Transmision - ERP		585,910,708.77	98,177,032.47	5,026,056.35	2,770,700.92	691,884,498.50
Total Deuda Interna - ERP						
		4,295,823,117.44	1,575,984,601.53	85,930,913.01	50,770,116.70	6,008,508,748.67



DEPARTAMENTO DE ANALISIS Y PROGRAMACION FINANCIERA
SERVICIO DEUDA VENCIDA Y PENDIENTE DE PAGO
AL 31 DE OCTUBRE DEL 2020

(Cifras en Lempras)

INSTITUCION FINANCIERA	NUMERO PRESTAMO	PRINCIPAL	INTERESES	INTERESES MORATORIOS	COMISIONES	TOTAL
Deuda Interna Gobierno Central						
GENERACION						
CTA. JICA - CONV. SUBSIDIARIO	HO-P6	-	-	-	6,619,564.54	6,619,564.54
Total - Generacion Gobierno Central		-	-	-	6,619,564.54	6,619,564.54
DISTRIBUCION						
Banco Central de Honduras						
BONOS FIDEICOMISO RECUPERACION DE PERDIDAS ENEE - 2013 (RPE-2013)						
FICOHSA	(LPS) ISIN HNENEE 00005-1 (USD) ISIN HNENEE 00003-3	-	-	-	-	-
BANPAIS	(LPS) ISIN HNENEE 00005-1	-	-	-	-	-
Bono Soberano	Prestamo Bono Soberano	-	532,150,937.50	-	-	532,150,937.50
SEFIN - EXIMBANK CHINA	6021583003	-	62,913,388.92	-	-	62,913,388.92
CTA. BID - CONV. SUBSIDIARIO	1584/SF-HO	61,110,428.49	33,315,843.82	-	-	94,426,272.31
Total Distribucion		61,110,428.49	628,380,170.24	-	-	689,490,598.73
TRANSMISION						
Banco Central de Honduras						
BONOS FIDEICOMISO RECUPERACION DE PERDIDAS ENEE - 2013 (RPE-2013)						
(LPS) ISIN HNENEE 00006-3						
CUENTA FDO. DE CONTRAVALOR HONDURAS - ESPAÑA						
ICO	01039004.0 (030491)	134,965,859.73	11,803,420.69	-	-	146,769,280.42
	11039004.2 (CP V - Consol. Diferida)	76,584,161.33	5,336,426.94	-	-	81,920,588.27
	11039005.0 (CP VI)	2,624,927.44	164,262.11	-	-	2,789,189.55
	01039014.0	10,966,310.60	3,741,339.77	-	-	14,707,650.37
		225,141,259.10	21,045,449.51	-	-	246,186,708.61
CTA. BID - CONV. SUBSIDIARIO	2016/BLHO	103,441,085.35	66,692,240.86	-	-	170,133,326.20
	3103/BL-HO	8,134,813.92	51,633,287.72	-	1,724,304.83	61,492,406.47
	3435/BL-HO	-	18,028,482.27	-	5,723,516.26	23,751,998.53
		111,575,899.26	136,354,010.84	-	7,447,821.09	255,377,731.19
Total - Transmision Gobierno Central		336,717,158.36	157,399,460.35	-	7,447,821.09	501,564,439.81
HOLDING						
CTA. IDA - CONV. SUBSIDIARIO	4536-HN	91,225,875.00	-	-	22,464,371.72	113,690,246.72
Total - Otros Gobierno Central		91,225,875.00	-	-	22,464,371.72	113,690,246.72
Total Deuda Interna Gobierno Central		489,053,461.85	785,779,630.59	-	36,531,757.35	1,311,364,849.79
Total General Deuda Interna		4,784,876,579.29	2,361,764,232.11	85,930,913.01	87,301,874.05	7,319,873,598.47
TOTAL DEUDA EXTERNA E INTERNA		4,790,554,412.31	2,365,534,156.48	85,930,913.01	87,301,874.05	7,329,321,355.85



DEPARTAMENTO DE ANALISIS Y PROGRAMACION FINANCIERA
RESUMEN SERVICIO DEUDA VENCIDA PENDIENTE DE PAGO
AL 31 DE OCTUBRE DEL 2020

(Cifras en Dolares)

CONCEPTO	PRINCIPAL	INTERESES	INTERESES MORATORIOS	COMISIONES	TOTAL
PRESTAMOS DEUDA EXTERNA E INTERNA					
GENERACION	146,262,688.88	58,237,955.10	3,176,133.34	2,245,209.23	209,921,986.55
DISTRIBUCION	8,985,232.98	28,495,564.73	149,603.05	-	37,630,400.76
TRANSMISION	37,926,240.79	10,505,921.13	206,604.88	420,050.32	49,058,817.12
HOLDING	3,750,000.00	-	-	923,437.50	4,673,437.50
	196,924,162.65	97,239,440.97	3,532,341.28	3,588,697.04	301,284,641.93
TOTAL DEUDA EXTERNA E INTERNA	196,924,162.65	97,239,440.97	3,532,341.28	3,588,697.04	301,284,641.93


ELABORADO POR:


HAROLD SHAMIR RIVERA
 AUXILIAR CONTABLE
 CONTABILIDAD

AUTORIZADO POR:


ARMANDO AGUILERA
 JEFE DEPARTAMENTO DE ANALISIS
 Y PROGRAMACION FINANCIERA

REVISADO POR:


EMMA L. TABORA
 OFICIAL CONTABLE I
 ANALISIS Y PROGRAMACION FINANCIERA



DEPARTAMENTO DE ANALISIS Y PROGRAMACION FINANCIERA

SERVICIO DEUDA VENCIDA Y PENDIENTE DE PAGO
AL 31 DE OCTUBRE DEL 2020

(Cifras en Dolares)

INSTITUCION FINANCIERA	NUMERO PRESTAMO	PRINCIPAL	INTERESES	INTERESES MORATORIOS	COMISIONES	TOTAL
DEUDA EXTERNA						
GENERACION						
SUIZA						
SERV	CP V	-	-	-	-	-
SERV	CP VI	-	-	-	-	-
BNP	240982	233,397.31	154,969.37	-	-	388,366.68
Total Deuda Externa		233,397.31	154,969.37	-	-	388,366.68

INSTITUCION FINANCIERA	NUMERO PRESTAMO	PRINCIPAL	INTERESES	INTERESES MORATORIOS	COMISIONES	TOTAL
DEUDA INTERNA						
ERP						
GENERACION						
<u>Multilaterales</u>						
IDA	0116-HO	1,515,694.14	-	-	62,522.38	1,578,216.52
	0989-HO	7,800,000.00	-	-	950,625.00	8,750,625.00
	2417-HO	3,323,655.82	-	-	959,953.01	4,283,608.83
BID	572/SF-HO	31,700,866.63	3,981,335.61	-	-	35,682,202.24
Sub-total Multilaterales		44,340,216.59	3,981,335.61	-	1,973,100.39	50,294,652.59
<u>Club de paris</u>						
<u>Alemania</u>						
KFW	197965593	3,760,562.51	551,310.90	-	-	4,311,873.41
	199165713	350,236.55	80,074.26	-	-	430,310.81
	199165614 - CP I	46,402.40	1,585.41	-	-	47,987.81
	199365586 - CP II	13,867.12	3,216.55	-	-	17,083.67
	199665969 - CP III	5,739.26	2,164.57	-	-	7,903.83
	200065011 - CP IV - T1	17,283.10	39,785.85	-	-	57,068.95
	200065011 - CP IV - T2	14.28	32.86	-	-	47.14
	200065011 - CP IV - T3	13,557.53	154.56	-	-	13,712.09
	200065011 - CP IV - T4	2,142.61	24.43	-	-	2,167.03
		4,209,805.35	678,349.39	-	-	4,888,154.74
HERMES	HERMES I	534,670.72	37,100.21	-	-	571,770.92
	HERMES CP II	1,862,301.11	1,162,606.90	-	-	3,024,908.01
	HERMES CP III	202,419.90	151,736.80	-	-	354,156.70
	HERMES CP IV	2,403,207.12	3,508,512.30	-	-	5,911,719.42
	HERMES 1era. Capital. CP IV	40,490.94	59,113.90	-	-	99,604.84
	HERMES 2da. Capital. CP IV	210,989.02	23,261.54	-	-	234,250.57
	HERMES 3ra. Capital. CP IV	16,842.00	1,856.83	-	-	18,698.83
		5,270,920.79	4,944,188.48	-	-	10,215,109.27
<u>FRANCIA</u>						
COFACE	CP I	438,003.65	16,591.88	-	-	454,595.53
	CP II	3,713,008.83	1,301,033.25	-	-	5,014,042.08
	CP IV	2,371,334.03	2,217,092.97	-	-	4,588,427.00
	CP IV - CAPITALIZACIÓN	213,933.56	13,539.09	-	-	227,472.65
		6,736,280.07	3,548,257.19	-	-	10,284,537.26
<u>ITALIA</u>						
SACE	HOND 1 (CP I)	804,389.26	50,601.11	-	-	854,990.37
	HOND 2 (CP II)	6,642,502.86	506,026.49	-	-	7,148,529.35
	HOND 3 (CP III)	1,563,804.31	140,872.98	-	-	1,704,677.29
	HOND 4 (CP IV)	3,989,424.62	3,190,095.44	-	-	7,179,520.06
	HOND 4 (CP IV 1era. CAPITAL.)	205,820.50	8,956.35	-	-	214,776.85
	HOND 4 (CP IV 2da. CAPITAL.)	10,127.31	436.07	-	-	10,563.38
		13,216,068.87	3,896,988.43	-	-	17,113,057.30
<u>JAPON</u>						
EXIMBANK-JAPON	R1 - (CP I)	7,071,309.69	1,049,215.97	966,918.03	-	9,087,443.69
	R2 - (CP II)	7,458,490.32	1,535,635.05	185,797.36	-	9,179,922.74
	R2 - (CP II - CAPITAL.)	480,707.78	-	11,796.70	-	492,504.48
	R3 - (CP III)	942,724.85	243,678.98	23,343.16	-	1,209,746.99
	R3 - (CP III - CAPITAL.)	64,123.95	-	1,516.89	-	65,640.84
	R4 - (CP IV 2,005 MM)	4,324,740.35	5,908,931.97	37,039.19	-	10,270,711.51
	R4 - (CP IV 201 MM)	435,450.14	1,697,371.21	20,471.19	-	2,153,292.54
	R4 - (CP IV 2da FASE)	614,069.53	159,799.39	45,036.71	-	818,905.63
	R4 - (CP IV 3era FASE)	378,300.61	-	-	-	378,300.61
		21,769,917.22	10,594,632.58	1,291,919.24	-	23,656,469.03
<u>IBIC</u>						
	HO - P1	27,198,282.83	4,285,800.65	1,280,808.74	-	32,764,892.22
	HO - R1 (CP I)	6,058,861.31	1,065,987.94	222,320.04	-	7,347,169.29
	HO - R2 (CP II)	10,471,157.53	10,662,573.91	168,128.02	-	21,299,859.47
	HO - R3 (CP III)	913,851.48	1,547,126.18	21,298.49	-	2,482,276.15
	HO - R4 (CP IV)	1,704,975.63	12,469,217.03	191,658.81	-	14,365,851.57




DEPARTAMENTO DE ANALISIS Y PROGRAMACION FINANCIERA

SERVICIO DEUDA VENCIDA Y PENDIENTE DE PAGO
AL 31 DE OCTUBRE DEL 2020

(Cifras en Dolares)

INSTITUCION FINANCIERA	NUMERO PRESTAMO	PRINCIPAL	INTERESES	INTERESES MORATORIOS	COMISIONES	TOTAL
SUIZA		46,347,128.78	30,030,705.71	1,884,214.11	-	78,262,048.60
SERV	SERV - CP II	2,141,995.81	71,934.03	-	-	2,213,929.83
	SERV - CP III	1,609,948.70	13,749.61	-	-	1,623,698.31
	SERV - CP IV	186,647.15	76,294.31	-	-	262,941.45
	SERV - DIFERIMIENTO CPV	6,264.00	162.31	-	-	6,426.31
		3,944,855.66	162,140.25	-	-	4,106,995.90
Club de paris						
ESTADOS UNIDOS						
EXIMBANK-USA	R - 190 Q (CP II)	34,927.12	17,026.95	-	-	51,954.07
	R-244-Q (CP IV)	143,346.38	227,489.65	-	-	370,836.02
	R-244-R (CP IV CAPITALIZACIÓN)	15,824.74	1,871.49	-	-	17,696.23
		194,098.24	246,388.09	-	-	440,486.33
Sub total - Club de Paris						
Total Generacion - ERP		101,689,074.98	54,101,650.12	3,176,133.34	-	158,966,858.44
		146,029,291.57	58,082,985.73	3,176,133.34	1,973,100.39	209,261,511.03
DISTRIBUCION						
Multilaterales						
BID	936/SF-HO	6,243,250.39	2,651,097.06	-	-	8,894,347.44
Bilaterales						
FIV	Arreglo de Pagos N° I (REORG. DEUDA)	229,930.97	13,795.86	149,603.05	-	393,329.88
Total Distribucion - ERP		6,473,181.36	2,664,892.91	149,603.05	-	9,287,677.32
TRANSMISION						
Multilaterales						
IDA	0201-HO	2,336,298.00	-	-	113,894.53	2,450,192.53
Club de paris						
Alemania						
KFW	199165614 - CP I	46,402.40	1,585.41	-	-	47,987.81
	199365586 - CP II	13,867.12	3,216.55	-	-	17,083.67
	199665969 - CP III	5,739.26	2,164.57	-	-	7,903.83
	200065011 - CP IV - T1	47,237.38	108,740.84	-	-	155,978.22
	200065011 - CP IV - T2	104.69	241.00	-	-	345.69
	200065011 - CP IV - T4	5,792.99	66.04	-	-	5,859.03
		119,143.84	116,014.42	-	-	235,158.25
ESPAÑA						
ICO	01039001.0 (150688)	693,023.80	18,592.64	-	-	711,616.64
	REPROGRAMACION 01039014.0	357,663.89	-	-	-	357,663.89
	01039014.0	2,704,736.88	377,461.08	-	-	3,082,197.96
	11039001.0 (CP I)	178,667.34	8,840.93	-	-	187,508.27
	11039002.0 (CP II)	3,028,767.65	1,069,046.43	-	-	4,097,814.09
	11039003.0 (CP III)	1,123,104.83	667,449.47	-	-	1,790,554.30
	11039004.1 (CP V)	-	271,624.92	-	-	271,624.92
		8,085,964.40	2,413,015.68	-	-	10,498,980.07
CESCE						
	CP I	165,056.49	4,584.38	-	-	169,640.87
	CP II	1,166,362.78	356,702.05	-	-	1,523,064.83
	CP III	706,252.90	6,179.36	-	-	712,432.26
	CP IV	37,066.73	1,817.85	-	-	38,884.57
	CP IV - DIFERIMIENTO III FASE	360,586.47	36,804.17	-	-	397,390.64
	CP IV - REORG. DEUDA BRVJEX	3,577,740.25	200,098.41	-	-	3,777,838.66
	CP IV - REORGANIZACIÓN DEUDA	403,310.83	70,770.72	-	-	474,081.56
	CP V - DIFER. DEUDA POST CUT	2,242,321.97	186,665.52	-	-	2,428,987.49
	CP VI - RESTRUCT. DEUDA	4,571,343.36	625,347.86	-	-	5,196,691.22
		13,230,041.78	1,488,970.32	-	-	14,719,012.10
Sub total - Club de Paris		21,435,150.02	4,018,000.41	-	-	25,453,150.43
Bilaterales						
FIV	Arreglo de Pagos N° I (REORG. DEUDA)	205,626.84	12,337.61	133,789.73	-	351,754.19
	Arreglo de Pagos N° II (DÓLAR DEUDA)	107,815.07	5,401.53	72,815.15	-	186,031.75
Sub total - Bilaterales		313,441.91	17,739.14	206,604.88	-	537,785.92
Total Transmision - ERP		24,084,889.93	4,035,739.55	206,604.88	113,894.53	28,441,128.89
Total Deuda Interna - ERP		176,587,362.85	64,783,618.20	3,532,341.28	2,086,994.92	246,990,317.25
Deuda Interna Gobierno Central						



DEPARTAMENTO DE ANALISIS Y PROGRAMACION FINANCIERA

SERVICIO DEUDA VENCIDA Y PENDIENTE DE PAGO
AL 31 DE OCTUBRE DEL 2020

(Cifras en Dolares)

INSTITUCION FINANCIERA	NUMERO PRESTAMO	PRINCIPAL	INTERESES	INTERESES MORATORIOS	COMISIONES	TOTAL
GENERACION						
CTA. JICA - CONV. SUBSIDIARIO	HO-P6	-	-	-	272,108.84	272,108.84
Total - Generacion Gobierno Central		-	-	-	272,108.84	272,108.84
DISTRIBUCION						
Banco Central de Honduras						
BONOS FIDEICOMISO RECUPERACION DE PERDIDAS ENEE - 2013 (RPE-2013)						
FICOMSA	(LPS) ISIN HNENEE 00005-1 (USD) ISIN HNENEE 00009-3	-	-	-	-	-
BANPAIS	(LPS) ISIN HNENEE 00005-1	-	-	-	-	-
Bono Soberano	Prestamo Bono Soberano	-	21,875,000.00	-	-	21,875,000.00
SEFIN - EXIMBANK CHINA	6021583003	-	2,586,165.48	-	-	2,586,165.48
CTA. BID - CONV. SUBSIDIARIO	1584/SF-HO	2,512,051.62	1,369,506.34	-	-	3,881,557.96
Total Distribucion		2,512,051.62	25,890,671.82	-	-	28,342,723.43
TRANSMISION						
Banco Central de Honduras						
BONOS FIDEICOMISO RECUPERACION DE PERDIDAS ENEE - 2013 (RPE-2013)						
BANCO ATLANTIDA	(LPS) ISIN HNENEE 00006-3	-	-	-	-	-
CUENTA FDO. DE CONTRAVALOR HONDURAS - ESPAÑA						
ICO	01039004.0 (030491)	5,548,008.98	485,200.36	-	-	6,033,209.35
	11039004.2 (CP V - Consol. Diferida)	3,148,126.61	219,363.21	-	-	3,367,489.83
	11039005.0 (CP VI)	107,902.26	6,752.28	-	-	114,654.54
	01039014.0	450,789.48	153,794.35	-	-	604,583.83
		9,254,827.34	865,110.21	-	-	10,119,937.54
CTA. BID - CONV. SUBSIDIARIO	2016/BLHO	4,252,127.70	2,741,501.83	-	-	6,993,629.53
	3103/BL-HO	334,395.83	2,122,477.08	-	70,880.58	2,527,753.49
	3435/BL-HO	-	741,092.46	-	235,275.20	976,367.66
		4,586,523.53	5,605,071.38	-	306,155.78	10,497,750.69
Total - Transmision Gobierno Central		13,841,350.87	6,470,181.58	-	306,155.78	20,617,688.23
HOLDING						
CTA. IDA - CONV. SUBSIDIARIO	4536-HN	3,750,000.00	-	-	923,437.50	4,673,437.50
Total - Otros Gobierno Central		3,750,000.00	-	-	923,437.50	4,673,437.50
Total Deuda Interna Gobierno Central		20,103,402.48	32,300,853.40	-	1,501,702.12	53,905,958.00
Total General Deuda Interna		196,690,765.34	97,084,471.60	3,532,341.28	3,588,697.04	300,896,275.25
TOTAL DEUDA EXTERNA E INTERNA		196,924,162.65	97,239,440.97	3,532,341.28	3,588,697.04	301,284,641.93





DEPARTAMENTO DE ANALISIS Y PROGRAMACION FINANCIERA
RESUMEN MOVIMIENTO DEL SERVICIO DE LA DEUDA EXTERNA
AL 31 DE OCTUBRE DE 2020

INSTITUCION FINANCIERA	MIDA	30.09.2020	DESEMBOLSOS	SERVICIO DE LA DEUDA PAGADA			SALDO AL 31.10.2020 SIN REVALUACION	REVALUACION	SALDO AL 31.10.2020 REVALUADO	
				PRINCIPAL	INTERESES	COMISION				TOTAL
GENERACION	LPS	6,030,931,843.36	-	943,360.78	1,055,122.58	-	1,998,483.36	6,029,988,482.58	(46,363,704.35)	5,983,624,778.23
TOTAL DEUDA EXTERNA		6,030,931,843.36	-	943,360.78	1,055,122.58	-	1,998,483.36	6,029,988,482.58	(46,363,704.35)	5,983,624,778.23

FILE: REVALUACION MENSUAL 2020-OCTUBRE

ELABORADO POR:

HAROLD SHAMIR RIVERA
AUXILIAR CONTABLE
CONTABILIDAD

AUTORIZADO POR:

ANA LOURDES AGUILAR
JEFE DEPARTAMENTO DE ANALISIS
Y PROGRAMACION FINANCIERA

REVISADO POR:

EMMA L. TABORA
OFICIAL CONTABLE I
ANALISIS Y PROGRAMACION FINANCIERA





DEPARTAMENTO DE ANALISIS Y PROGRAMACION FINANCIERA
MOVIMIENTO DEL SERVICIO DE LA DEUDA EXTERNA
AL 31 DE OCTUBRE DE 2020

INSTITUCION FINANCIERA	REFERENCIA DE PRESTAMO	MDA	30.08.2020	DESEMBOLSOS	SERVICIO DE LA DEUDA PAGADA			SALDO AL 31.10.2020 SIN REVALUACION	REVALUACION	SALDO AL 31.10.2020 REVALUADO
					PRINCIPAL	INTERESES	COMISION			
GENERACION										
BCA. COMERC. EXTERNA										
B.N.P.	240982	LPS	5,721,269.00				5,721,269.00	(43,435.24)	5,677,833.75	
INDUSTRIAL AND COMMERCIAL BANK OF CHINA	LINEA DE CREDITO * USD 297,719,934.10	LPS	5,976,004,140.41				5,976,004,140.41	(45,369,166.18)	5,930,634,974.24	
CLUB DE PARIS										
SUIZA		LPS	3,253,802.10	122,412.21	8,235.59		3,131,389.89	(61,954.45)	3,069,435.44	
SERV	CP V	LPS	45,992,631.86	820,948.57	1,046,886.99		45,131,683.29	(899,148.48)	44,242,534.80	
SERV	CP VI	LPS								
TOTAL DEUDA EXTERNA			6,030,991,843.36	943,360.78	1,055,122.58	-	6,029,988,482.58	(46,365,704.35)	5,983,624,778.23	

FILE: REVALUACION MENSUAL 2020-OCTUBRE
IG/ET

279



DEPARTAMENTO DE ANALISIS Y PROGRAMACION FINANCIERA
MOVIMIENTO DEL SERVICIO DE LA DEUDA EXTERNA
AL 31 DE OCTUBRE DE 2020

INSTITUCION FINANCIERA	REFERENCIA DE PRESTAMO	MONEDA	30.08.2020	DESEMBOLSOS	SERVICIO DE LA DEUDA PAGADA			SALDO AL 31.10.2020 SIN REVALUACION	REVALUACION	SALDO AL 31.10.2020 REVALUADO
					PRINCIPAL	INTERESES	COMISION			
GENERACION										
BCA. COMERC. EXTERNA										
B.N.P.	240982	USD	233,397.34	-	-	-	-	-	-	233,397.34
INDUSTRIAL AND COMMERCIAL BANK OF CHINA	LINEA DE CREDITO * USD 297,719,934.10	USD	243,789,178.82	-	-	-	-	-	-	243,789,178.82
CLUB DE PARIS										
SUIZA		USD	132,737.82	-	338.31	-	5,366.95	(1,534.64)	126,174.54	126,174.54
SERV	CP V	USD	1,874,622.93	-	43,005.67	-	76,729.89	(22,231.52)	1,818,667.19	1,818,667.19
SERV	CP VI	USD		-		-				
TOTAL DEUDA EXTERNA			246,029,936.91	-	38,752.86	43,343.98	82,096.84	245,991,184.05	(23,766.16)	245,967,417.89

FILE: REVALUACION MENSUAL 2020-OCTUBRE
16/1/21



DEPARTAMENTO DE ANALISIS Y PROGRAMACION FINANCIERA
 MOVIMIENTO DEL SERVICIO DE LA DEUDA EXTERNA
 AL 31 DE OCTUBRE DE 2020

INSTITUCION FINANCIERA	REFERENCIA DE PRESTAMO	MDA	30.09.2020	DESEMBOLSOS	SERVICIO DE LA DEUDA PAGADA				SALDO AL 31.10.2020
					PRINCIPAL	INTERESES	COMISION	TOTAL	
GENERACION									
BCA. COMERC. EXTERNA									
B.N.P.	240982	USD	233,397.34						233,397.34
INDUSTRIAL AND COMMERCIAL BANK OF CHINA	LINEA DE CREDITO USD 297,719,934.10 *	USD	243,789,178.82						243,789,178.82
CLUB DE PARIS									
SUIZA									
SERV	CP V	CHF	120,008.26		304.99				115,474.94
SERV	CP VI	CHF	1,694,846.59		38,769.61				1,664,444.21

FILE: REVALUACION MENSUAL 2020-OCTUBRE
 LG/ELT

2025



GERENCIA FINANCIERA
DEPARTAMENTO DE ANALISIS Y PROGRAMACION FINANCIERA
RESUMEN MOVIMIENTO SERVICIO DEUDA INTERNA OCTUBRE DEL 2020

(CIFRAS EN LEMPIRAS)

INSTITUCION FINANCIERA	REFERENCIA PRESTAMO	TASA DE INTERES	30.09.2020	DESEMBOLSOS	SERVICIO DEUDA PAGADO			31.10.2020	REVALUACION	31.10.2020 REVALUADO	
					PRINCIPAL	INTERESES	COMISION				TOTAL
DEUDA INTERNA											
GENERACION DISTRIBUCION TRANSMISION HOLDING			5,852,190,476.34 45,672,999,581.78 2,856,366,202.38 611,205,000.00	3,622,396.29 2,638,135,395.00 - -	- 2,558,419,500.00 - -	3,007.49 76,752,585.00 - -	- 5,687,809.03 - -	3,007.49 2,640,859,894.03 - -	5,855,812,872.63 45,752,715,476.78 2,856,366,202.38 611,205,000.00	(28,415,916.28) (150,360,859.73) (14,171,890.79) (3,032,500.00)	5,827,396,956.35 45,602,354,617.05 2,842,194,311.60 608,172,500.00
GRAN TOTAL			54,992,761,260.50	2,641,757,791.29	2,558,419,500.00	76,755,592.49	5,687,809.03	2,640,862,901.52	55,076,099,551.79	(195,981,166.80)	54,880,118,384.99


ELABORADO POR:

HAROLD SHAMIR RIVERA
 AUXILIAR CONTABLE
 CONTABILIDAD




AUTORIZADO POR:

ANIL LOURDES AQUILAR
 JEFE DEPARTAMENTO DE ANALISIS
 Y PROGRAMACION FINANCIERA



REVISADO POR:

EMIMA L. TABORA
 OFICIAL CONTABLE I
 ANALISIS Y PROGRAMACION FINANCIERA




GERENCIA FINANCIERA
DEPARTAMENTO DE ANALISIS Y PROGRAMACION FINANCIERA
MOVIMIENTO SERVICIO DEUDA INTERNA OCTUBRE DEL 2020

(CIFRAS EN LEMPIRAS)

INSTITUCION FINANCIERA	REFERENCIA PRÉSTAMO	TASA DE INTERES	30.09.2020	DESEMBOLSOS	SERVICIO DEUDA PAGADO			31.10.2020	REVALUACION	31.10.2020
					PRINCIPAL	INTERESES	COMISION			
DEUDA INTERNA										
GENERACION BCO CENTRAL DE HONDURAS										
FONDO - ERP	CLUB DE PARIS MULTILATERALES	VARIABLE VARIABLE	4,358,925,078.17 1,430,929,324.23	-	-	-	-	4,358,925,078.17 1,430,929,324.23	(21,626,852.36) (7,099,570.81)	4,337,298,225.80 1,423,829,753.42
CONV. SUBSIDIARIO - JICA	HO-P6	0.3% 0.01%	62,336,073.94	3,622,396.29	3,007.49	-	3,007.49	65,958,470.23	310,506.89	66,268,977.12
TOTAL GENERACION			5,852,190,476.34	3,622,396.29	3,007.49	-	3,007.49	5,855,812,872.63	(28,415,916.28)	5,827,396,956.35
DISTRIBUCION GOBIERNO CENTRAL FONDO - ERP	MULTILATERALES BILATERALES		322,606,769.24 5,621,397.96	-	-	-	-	322,606,769.24 5,621,397.96	(1,600,616.86) (27,890.62)	321,006,152.38 5,593,507.34
GOBIERNO CENTRAL	Ptamo Temporal Bono Soberano		4,553,496,299.16	-	-	-	-	4,553,496,299.16	(61,413,094.62)	4,532,083,204.54
	Bono Soberano 2020		12,377,902,884.22	-	-	-	-	12,377,902,884.22	(58,924,107.53)	12,318,978,776.69
	Sefin-Eximbank China		10,428,869,991.02	2,638,135,395.00	-	-	-	13,067,005,386.02	(8,962,910.64)	13,058,092,475.38
			1,806,488,308.26	-	-	-	-	1,806,488,308.26	(8,962,910.64)	1,797,525,397.63
EEH	Reembolso de Inversiones 2° Año	7.2%	677,132,030.79	-	-	-	-	677,132,030.79	(3,359,597.65)	673,772,433.14
Banca Privada										
Banco Ficohsa	Sindicado I	10.00%	1,874,999,960.00	-	-	-	-	1,874,999,960.00	-	1,874,999,960.00
	Sindicado II	10.00%	2,450,000,000.00	-	-	-	-	2,450,000,000.00	-	2,450,000,000.00
BCO CENTRAL DE HONDURAS										
BONOS FIDECOMISO RECUPERACION DE PERDIDAS ENEE - 2013 (RPE-2013)										
FICOHSA										
FICOHSA	(LPS) ISIN HNENE00005-1	6.0% + 1%	847,130,130.00	843,803,730.00	25,314,411.90	468,732.97	869,586,574.87	3,326,400.00	(3,326,400.00)	3,360,000.00
FICOHSA	(USD) ISIN HNENE00003-3	6.0% + 1%	855,687,000.00	852,327,000.00	25,569,810.00	473,467.65	878,370,277.65	3,360,000.00	(3,360,000.00)	3,360,000.00
FICOHSA	(LPS) ISIN HNENE00004-1	6.0% + 1%	128,353,050.00	-	-	71,169.59	71,169.59	128,353,050.00	(63,825.00)	127,716,225.00
	(LPS) ISIN HNENE00007-5	6.0% + 1%	48,774,159.00	-	-	27,044.34	27,044.34	48,774,159.00	(241,993.50)	48,532,165.50
LAFISE	(LPS) ISIN HNENE00007-5	6.0% + 1%	79,578,891.00	-	-	44,125.25	44,125.25	79,578,891.00	(296,631.50)	79,184,059.50
BAWPAIS	(LPS) ISIN HNENE00005-1	6.0% + 1%	8,556,870.00	8,523,270.00	255,698.10	4,734.68	8,783,702.78	33,600.00	(33,600.00)	33,600.00



GERENCIA FINANCIERA
DEPARTAMENTO DE ANALISIS Y PROGRAMACION FINANCIERA
MOVIMIENTO SERVICIO DEUDA INTERNA OCTUBRE DEL 2020

(CIFRAS EN LEMPIRAS)

INSTITUCION FINANCIERA	REFERENCIA PRESTAMO	TASA DE INTERESES	30.09.2020	DESEMBOLSOS	SERVICIO DEUDA PAGADO			31.10.2020	REVALUACION	31.10.2020	
					PRINCIPAL	INTERESES	COMISION				
BANCO ATLANTIDA	(USD) ISIN HNEHEE 00002-5 (LPS) ISIN HNEHEE 00006-3	6.0% + 1% 6.0% + 1%	855,687,000.00	853,765,500.00	25,612,965.00	473,652.35	879,852,117.35	1,921,500.00	(1,921,500.00)	851,441,500.00	
			855,687,000.00	-	475,203.86	475,203.86	475,203.86	855,687,000.00	(4,245,500.00)	-	
Bonos RRCP - 2016	ISIN HNEHEE 000835	6.0%	1,215,330,000.00	-	-	675,115.82	675,115.82	1,215,330,000.00	-	1,215,330,000.00	
Bonos VGE 2019	ISIN HNEHEE00124		703,756,000.00	-	-	390,936.46	390,936.46	703,756,000.00	-	703,756,000.00	
	ISIN HNEHEE00181		1,070,000,000.00	-	-	594,385.00	594,385.00	1,070,000,000.00	-	1,070,000,000.00	
	ISIN HNEHEE00249		983,412,000.00	-	-	546,285.37	546,285.37	983,412,000.00	-	983,412,000.00	
	ISIN HNEHEE00348		7,500,000.00	-	-	4,166.25	4,166.25	7,500,000.00	-	7,500,000.00	
	ISIN HNEHEE00405		161,356,000.00	-	-	89,633.26	89,633.26	161,356,000.00	-	161,356,000.00	
	ISIN HNEHEE00587		612,122,000.00	-	-	340,033.77	340,033.77	612,122,000.00	-	612,122,000.00	
ISIN HNEHEE00488		1,796,602,000.00	-	-	998,012.41	998,012.41	1,796,602,000.00	-	1,796,602,000.00		
BONOS FIDECOMISO RECUPERACION DE PERDIDAS ENEE - 2016 (RPE-2016)	Ficensa (LPS) ISIN HNEHEE 000090-0	9.25%	20,000,000.00	-	-	11,110.00	11,110.00	20,000,000.00	-	20,000,000.00	
BID - CONV. SUBSIDIARIO	1584/SF-HO	1 y 2%	362,349,328.70	-	-	-	-	362,349,328.70	(1,797,799.98)	360,551,528.71	
TESORERIA GENERAL DE LA REPUBLICA	CUT - LPS CUT - USD		540,984,976.95	-	-	-	-	540,984,976.95	-	540,984,976.95	
			23,015,535.48	-	-	-	-	23,015,535.48	(114,191.82)	22,901,343.66	
TOTAL DISTRIBUCION			45,672,999,581.78	2,638,135,395.00	2,558,419,500.00	76,752,585.00	5,687,809.03	2,640,859,894.03	45,752,715,476.78	(150,360,859.73)	45,602,354,617.05
TRANSMISION											
BCO.CENTRAL DE HONDURAS											
BONOS FIDECOMISO RECUPERACION DE PERDIDAS ENEE - 2013 (RPE-2013)											
GOBIERNO CENTRAL											
FONDO - ERP											
	CLUB DE PARIS		630,601,325.89	-	-	-	-	630,601,325.89	(3,128,735.07)	627,472,590.81	
	MULTILATERALES		57,118,282.23	-	-	-	-	57,118,282.23	(283,392.95)	56,834,889.28	
	BILATERALES		148,659,230.64	-	-	-	-	148,659,230.64	(737,574.33)	147,921,656.32	
BID - CONV. SUBSIDIARIO	2016/BL-HO	VARIABLE 0.25%	478,201,590.16	-	-	-	-	478,201,590.16	(2,372,602.19)	475,828,987.97	
			209,398,833.00	-	-	-	-	209,398,833.00	(1,038,934.50)	208,359,898.50	
BID - CONV. SUBSIDIARIO	3103/BL-HO	VARIABLE 0.25%	392,418,058.20	-	-	-	-	392,418,058.20	(1,446,186.30)	390,471,071.90	
			168,179,167.80	-	-	-	-	168,179,167.80	(834,622.70)	167,344,745.10	



 DEPARTAMENTO DE ANALISIS Y PROGRAMACION FINANCIERA
 JEFATURA
 PROGR. RECUPERACION DE PERDIDAS ENEE - 2013 (RPE-2013)

GERENCIA FINANCIERA
DEPARTAMENTO DE ANALISIS Y PROGRAMACION FINANCIERA
MOVIMIENTO SERVICIO DEUDA INTERNA OCTUBRE DEL 2020

(CIFRAS EN LEMPIRAS)

INSTITUCION FINANCIERA	REFERENCIA PRÉSTAMO	TASA DE INTERES	30.09.2020	DESEMBOLSOS	SERVICIO DEUDA PAGADO			31.10.2020 SIN REVALUACION	REVALUACION	31.10.2020 REVALUADO	
					PRINCIPAL	INTERESES	COMISION				TOTAL
BID - CONV. SUBSIDIARIO	3435/BL-HO	VARIABLE 0.25%	347,009,360.18 171,914,148.65	-	-	-	-	347,009,360.18 171,914,148.65	(1,721,690.57) (852,953.85)	345,287,669.61 171,061,194.81	
BID - CONV. SUBSIDIARIO	4598/BL-HO	VARIABLE 0.25%	5,451,948.60	-	-	-	-	5,451,948.60	(27,049.90)	5,424,898.70	
CUENTA - FDO. CONTRAVALOR HONDURAS-ESPAÑA	CONV. CONVERSION ICO		247,414,257.04	-	-	-	-	247,414,257.04	(1,227,548.42)	246,186,708.61	
TOTAL TRANSMISION			2,856,366,202.38	-	-	-	-	2,856,366,202.38	(14,171,890.79)	2,842,194,311.60	
HOLDING GOBIERNO CENTRAL											
IDA- CONV. SUBSIDIARIO	4536-HN	0.75%	611,205,000.00					611,205,000.00	(3,032,500.00)	608,172,500.00	
TOTAL HOLDING			611,205,000.00	-	-	-	-	611,205,000.00	(3,032,500.00)	608,172,500.00	
TOTAL			54,992,761,260.50	2,641,757,791.29	2,558,419,500.00	76,755,592.49	5,687,809.03	2,640,862,901.52	55,076,099,551.79	(195,981,166.80)	54,880,118,384.99

