

**Gerencia de Finanzas Corporativa
Departamento de Análisis y Programación Financiera**

MEMORANDO

DAPF-045-2020

**PARA : ABOG. LUIS FERNANDO CRUZ MUÑOZ
JEFE UNIDAD DE TRANSPARENCIA**

**DE : LIC. ANA LOURDES AGUILAR
JEFE DEPARTAMENTO DE ANALISIS Y PROGRAMACION
FINANCIERA**



ASUNTO : INFORMES DEUDA EXTERNA E INTERNA FEBRERO/2020

FECHA : 11 DE MARZO DE 2020

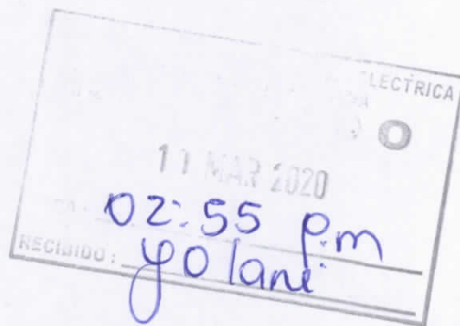
En cumplimiento al Memorándum – Circular No. GG-229, adjunto remito los Informes Preliminares de la Situación de la Deuda al 29 de Febrero de 2020

- Movimiento del Servicio de la Deuda Externa en Moneda Contratada, US Dólares y Lempiras.
- Movimiento del Servicio de la Deuda Interna en Lempiras.
- Deuda Vencida y Pendiente de pago en US Dólares y Lempiras

Atentamente,

 Archivo

AA/ELT




DEPARTAMENTO DE ANALISIS Y PROGRAMACION FINANCIERA
RESUMEN SERVICIO DEUDA VENCIDA PENDIENTE DE PAGO
AL 29 DE FEBRERO DEL 2020


(Cifras en Dolares)

CONCEPTO	PRINCIPAL	INTERESES	INTERESES MORATORIOS	COMISIONES	TOTAL
PRESTAMOS DEUDA EXTERNA E INTERNA					
GENERACION	141,484,304.89	56,549,610.70	20,994,881.24	2,190,378.81	221,219,175.63
DISTRIBUCION	6,233,447.84	2,593,169.90	149,603.05	-	8,976,220.79
TRANSMISION	38,447,809.12	10,936,141.67	206,604.88	414,462.94	50,005,018.61
HOLDING	2,500,000.00	-	-	839,062.50	3,339,062.50
	188,665,561.84	70,078,922.27	21,351,089.18	3,443,904.25	283,539,477.54
TOTAL DEUDA EXTERNA E INTERNA	188,665,561.84	70,078,922.27	21,351,089.18	3,443,904.25	283,539,477.54


ELABORADO POR:


HAROLD D. SHAMIR RIVERA
AUXILIAR CONTABLE
CONTABILIDAD

REVISADO POR:


EMMA L. TABOARA
OFICIAL CONTABLE I
ANALISIS Y PROGRAMACION FINANCIERA




ANA LOURDES AGUILAR
JEFE DEPARTAMENTO DE ANALISIS
Y PROGRAMACION FINANCIERA

DEPARTAMENTO DE ANALISIS Y PROGRAMACION FINANCIERA

SERVICIO DEUDA VENCIDA Y PENDIENTE DE PAGO
AL 29 DE FEBRERO DEL 2020

(Cifras en Dolares)

INSTITUCION FINANCIERA	NUMERO PRESTAMO	PRINCIPAL	INTERESES	INTERESES MORATORIOS	COMISIONES	TOTAL
DEUDA EXTERNA						
GENERACION						
SUIZA SERV	CP V					
SERV	CP VI					
BNP	240982	233,397.31	154,969.37			388,366.68
Total Deuda Externa		233,397.31	154,969.37	-	-	388,366.68

DEUDA INTERNA						
ERP						
GENERACION						
Multilaterales						
IDA	0116-HO	1,515,694.14	-	-	62,522.38	1,578,216.52
	0989-HO	7,500,000.00	-	-	928,125.00	8,428,125.00
	2417-HO	3,191,019.61	-	-	927,622.59	4,118,642.20
BID	572/SF-HO	31,700,866.63	3,981,335.61	-	-	35,682,202.24
Sub-total Multilaterales		43,907,580.39	3,981,335.61	-	1,918,269.97	49,807,185.96
Club de paris						
Alemania						
KFW	197965593	3,638,845.86	540,356.40	-	-	4,179,202.26
	199165713	338,938.60	78,167.73	-	-	417,106.33
	199165614 - CP I	46,402.40	1,585.41	-	-	47,987.81
	199365586 - CP II	11,701.05	3,100.26	-	-	14,801.31
	199665969 - CP III	5,217.79	2,113.98	-	-	7,331.76
	200065011 - CP IV - T1	12,325.67	37,308.10	-	-	49,633.77
	200065011 - CP IV - T2	10.18	30.82	-	-	41.00
	200065011 - CP IV - T3	13,557.53	154.56	-	-	13,712.09
	200065011 - CP IV - T4	2,142.61	24.43	-	-	2,167.03
		4,069,141.68	662,841.68	-	-	4,731,983.36
HERMES						
	HERMES I	534,670.72	37,100.21	-	-	571,770.92
	HERMES CP II	1,862,301.11	1,162,606.90	-	-	3,024,908.01
	HERMES CP III	202,419.90	151,736.80	-	-	354,156.70
	HERMES CP IV	1,984,269.66	3,384,142.68	-	-	5,368,412.34
	HERMES 1era. Capital. CP IV	33,432.38	57,018.43	-	-	90,450.81
	HERMES 2da. Capital. CP IV	210,989.02	23,261.54	-	-	234,250.57
	HERMES 3ra. Capital. CP IV	16,842.00	1,856.83	-	-	18,698.83
		4,844,924.78	4,817,723.39	-	-	9,662,648.17
FRANCIA						
COFACE						
	CP I	438,003.65	16,591.88	-	-	454,595.53
	CP II	3,713,008.83	1,301,033.25	-	-	5,014,042.08
	CP IV	1,957,952.83	2,155,748.69	-	-	4,113,701.52
	CP IV - CAPITALIZACIÓN	213,933.56	13,539.09	-	-	227,472.65
		6,322,898.87	3,486,912.92	-	-	9,809,811.78
ITALIA						
SACE						
	HOND 1 (CP I)	804,389.26	50,601.11	-	-	854,990.37
	HOND 2 (CP II)	6,642,502.86	506,026.49	-	-	7,148,529.35
	HOND 3 (CP III)	1,563,804.31	140,872.98	-	-	1,704,677.29
	HOND 4 (CP IV)	3,497,776.57	3,011,645.78	-	-	6,509,422.35
	HOND 4 (CP IV 1era. CAPITAL)	205,820.50	8,956.35	-	-	214,776.85
	HOND 4 (CP IV 2da. CAPITAL)	10,127.31	436.07	-	-	10,563.38
		12,724,420.81	3,718,538.78	-	-	16,442,959.59
JAPON						
EXIMBANK-JAPON						
	R1 - (CP I)	7,071,309.69	1,049,215.97	966,918.03	-	9,087,443.69
	R2 - (CP II)	7,458,490.32	1,535,635.05	185,797.36	-	9,179,922.74
	R2 - (CP II - CAPITAL)	480,707.78	-	11,796.70	-	492,504.48
	R3 - (CP III)	942,724.85	243,678.98	23,343.16	-	1,209,746.99
	R3 - (CP III - CAPITAL)	64,123.95	-	1,516.89	-	65,640.84
	R4 - (CP IV 2,005 MM)	3,791,321.95	5,629,151.92	37,039.19	-	9,457,513.07
	R4 - (CP IV 201 MM)	381,741.23	1,617,136.90	20,471.19	-	2,019,349.33
	R4 - (CP IV 2da FASE)	614,069.53	159,799.39	45,036.71	-	818,905.63
	R4 - (CP IV 3era FASE)	346,775.56	-	346,775.56	-	346,775.56
		21,151,264.85	10,234,618.21	1,291,919.24	-	32,677,802.30
JBIC						
	HO - P1	27,198,282.83	4,285,800.65	1,280,808.74	-	32,764,892.22
	HO - R1 (CP I)	6,058,861.31	1,065,987.94	222,320.04	-	7,347,169.29
	HO - R2 (CP II)	8,835,545.80	10,336,848.36	168,128.02	-	19,340,522.18



DEPARTAMENTO DE ANALISIS Y PROGRAMACION FINANCIERA

SERVICIO DEUDA VENCIDA Y PENDIENTE DE PAGO
AL 29 DE FEBRERO DEL 2020

(Cifras en Dolares)

INSTITUCION FINANCIERA	NUMERO PRESTAMO	PRINCIPAL	INTERESES	INTERESES MORATORIOS	COMISIONES	TOTAL
SUIZA SERV	HO - R3 (CP III)	830,818.48	1,517,398.27	21,298.49	-	2,369,515.24
	HO - R4 (CP IV)	1,215,925.65	11,890,311.65	191,658.81	-	13,297,896.10
		44,139,434.05	29,096,346.87	1,884,214.11	-	75,119,995.03
	SERV - CP II	2,141,995.81	71,934.03	-	-	2,213,929.83
	SERV - CP III	1,609,948.70	13,749.61	-	-	1,623,698.31
	SERV - CP IV	163,924.16	72,170.58	-	-	236,094.74
	SERV - DIFERIMIENTO CP IV	6,264.00	162.31	-	-	6,426.31
		3,922,132.67	158,016.52	-	-	4,080,149.19
Club de paris ESTADOS UNIDOS EXIMBANK-USA	R - 190 Q (CP II)	34,927.12	17,026.95	-	-	51,954.07
	R-244-Q (CP IV)	118,357.62	219,408.90	-	-	337,766.51
	R-244-R (CP IV CAPITALIZACIÓN)	15,824.74	1,871.49	-	-	17,696.23
		169,109.48	238,307.34	-	-	407,416.82
Sub total - Club de Paris		97,343,327.19	52,413,305.71	3,176,133.34	-	152,932,766.24
Total Generacion - ERP		141,250,907.58	56,394,641.33	3,176,133.34	1,918,269.97	202,739,952.21
DISTRIBUCION						
Multilaterales BID	936/SF-HO	6,003,516.87	2,579,374.05	-	-	8,582,890.92
	Bilaterales FIV	Arreglo de Pagos N° I (REORG. DEUDA)	229,930.97	13,795.86	149,603.05	393,329.88
Total Distribucion - ERP		6,233,447.84	2,593,169.90	149,603.05	-	8,976,220.79
TRANSMISION						
Multilaterales IDA	0201-HO	2,242,846.08	-	-	113,544.09	2,356,390.17
	Club de paris Alemania KFW	199165614 - CP I	46,402.40	1,585.41	-	47,987.81
	199365586 - CP II	11,701.05	3,100.26	-	-	14,801.31
	199665969 - CP III	5,217.79	2,113.98	-	-	7,331.76
	200065011 - CP IV - T1	33,687.95	101,968.78	-	-	135,656.74
	200065011 - CP IV - T2	74.66	225.99	-	-	300.65
	200065011 - CP IV - T4	5,792.99	66.04	-	-	5,859.03
		102,876.85	109,060.46	-	-	211,937.30
ESPAÑA ICO	01039001.0 (150688)	693,023.80	18,592.84	-	-	711,616.64
	REPROGRAMACION 01039014.0	357,663.89	-	-	-	357,663.89
	01039014.0	2,554,473.72	363,027.46	-	-	2,917,501.18
	11039001.0 (CP I)	178,667.34	8,840.93	-	-	187,508.27
	11039002.0 (CP II)	2,555,669.25	1,030,320.40	-	-	3,585,989.65
	11039003.0 (CP III)	925,616.06	636,522.30	-	-	1,562,138.36
	11039004.1 (CP V)	-	255,159.99	-	-	255,159.99
		7,265,114.06	2,312,463.92	-	-	9,577,577.98
CESCE	CP I	165,056.49	4,584.38	-	-	169,640.87
	CP II	1,166,362.78	356,702.05	-	-	1,523,064.83
	CP III	706,252.90	6,179.36	-	-	712,432.26
	CP IV	37,066.73	1,817.85	-	-	38,884.57
	CP IV - DIFERIMIENTO III FASE	360,586.47	36,804.17	-	-	397,390.64
	CP IV - REORG. DEUDA BBV, BEX	3,577,740.25	200,098.41	-	-	3,777,838.66
	CP IV - REORGANIZACIÓN DEUDA	354,210.55	66,885.53	-	-	421,096.07
	CP V - DIFER. DEUDA POST CUT	2,242,321.97	186,665.52	-	-	2,428,987.49
	CP VI - RESTRUCT. DEUDA	4,571,343.36	625,347.86	-	-	5,196,691.22
		13,180,941.50	1,485,085.12	-	-	14,666,026.62
	Sub total - Club de Paris		20,548,932.41	3,906,609.50	-	-
Bilaterales FIV	Arreglo de Pagos N° I (REORG. DEUDA)	205,626.84	12,337.61	133,789.73	-	351,754.19
	Arreglo de Pagos N° II (DÓLAR DEUDA)	107,815.07	5,401.53	72,815.15	-	186,031.75
Sub total - Bilaterales		313,441.91	17,739.14	206,604.88	-	537,785.93
Total Transmision - ERP		23,105,220.40	3,924,348.64	206,604.88	113,544.09	27,349,718.01



DEPARTAMENTO DE ANALISIS Y PROGRAMACION FINANCIERA

SERVICIO DEUDA VENCIDA Y PENDIENTE DE PAGO
AL 29 DE FEBRERO DEL 2020

(Cifras en Dolares)

INSTITUCION FINANCIERA	NUMERO PRESTAMO	PRINCIPAL	INTERESES	INTERESES MORATORIOS	COMISIONES	TOTAL
Total Deuda Interna - ERP		170,589,575.81	62,912,159.87	3,532,341.28	2,031,814.05	239,065,891.01
Deuda Interna Gobierno Central						
GENERACION						
CTA. JICA - CONV. SUBSIDIARIO	HO-P6	-	-	-	272,108.84	272,108.84
Bono Soberano	Prestamo Bono Soberano	-	-	17,818,747.90	-	17,818,747.90
Total - Generacion Gobierno Central		-	-	17,818,747.90	272,108.84	18,090,856.74
DISTRIBUCION						
Banco Central de Honduras						
BONOS FIDEICOMISO RECUPERACION DE PERDIDAS ENEE - 2013 (RPE-2013)						
FICOHSA	(LPS) ISIN HNENEE 00005-1 (USD) ISIN HNENEE 00003-3	-	-	-	-	-
BANPAIS	(LPS) ISIN HNENEE 00005-1	-	-	-	-	-
Total Distribucion		-	-	-	-	-
TRANSMISION						
Banco Central de Honduras						
BONOS FIDEICOMISO RECUPERACION DE PERDIDAS ENEE - 2013 (RPE-2013)						
BANCO ATLANTIDA	(LPS) ISIN HNENEE 00006-3	-	-	-	-	-
CUENTA FDO. DE CONTRAVALOR HONDURAS - ESPAÑA						
ICO	01039004.0 (030491)	5,548,008.98	485,200.36	-	-	6,033,209.35
	11039004.2 (CP V - Consol. Diferida)	3,148,126.61	219,363.21	-	-	3,367,489.83
	11039005.0 (CP VI)	107,902.26	6,752.28	-	-	114,654.54
	01039014.0	450,789.48	153,794.35	-	-	604,583.83
		9,254,827.34	865,110.21	-	-	10,119,937.54
CTA. BID - CONV. SUBSIDIARIO	1584/SF-HO	2,260,846.46	1,243,852.99	-	-	3,504,699.44
	2016/BLHO	3,826,914.93	2,516,491.55	-	-	6,343,406.48
	3103/BLHO	-	1,847,800.95	-	70,880.58	1,918,681.53
	3435/BLHO	-	538,537.33	-	230,038.27	768,575.60
		6,087,761.39	6,146,682.82	-	300,918.85	12,535,363.06
Total - Transmision Gobierno Central		15,342,588.72	7,011,793.03	-	300,918.85	22,655,300.60
HOLDING						
CTA. IDA - CONV. SUBSIDIARIO	4536-HN	2,500,000.00	-	-	839,062.50	3,339,062.50
Total - Otros Gobierno Central		2,500,000.00	-	-	839,062.50	3,339,062.50
Total Deuda Interna Gobierno Central		17,842,588.72	7,011,793.03	17,818,747.90	1,412,090.19	44,085,219.84
Total General Deuda Interna		188,432,164.53	69,923,952.90	21,351,089.18	3,443,904.25	283,151,110.86
TOTAL DEUDA EXTERNA E INTERNA		188,665,561.84	70,078,922.27	21,351,089.18	3,443,904.25	283,539,477.54

FILE: INFORMES MENSUALES FEBRERO /2020

ELT/



DEPARTAMENTO DE ANALISIS Y PROGRAMACION FINANCIERA

RESUMEN SERVICIO DEUDA VENCIDA PENDIENTE DE PAGO
AL 29 DE FEBRERO DEL 2020


(Cifras en Lempiras)

CONCEPTO	PRINCIPAL	INTERESES	INTERESES MORATORIOS	COMISIONES	TOTAL
PRESTAMOS DEUDA EXTERNA E INTERNA					
GENERACION	3,494,648,182.23	1,396,769,729.23	518,571,467.18	54,102,137.48	5,464,091,516.12
DISTRIBUCION	153,965,538.33	64,051,037.27	3,695,180.41	-	221,711,756.01
TRANSMISION	949,657,040.38	270,121,605.69	5,103,119.97	10,237,193.18	1,235,118,959.22
HOLDING	61,749,750.00	-	-	20,724,759.84	82,474,509.84
	4,660,020,510.95	1,730,942,372.19	527,369,767.56	85,064,090.50	7,003,396,741.20
TOTAL DEUDA EXTERNA E INTERNA	4,660,020,510.95	1,730,942,372.19	527,369,767.56	85,064,090.50	7,003,396,741.20

ELABORADO POR:



HAROLD SHAMIS RIVERA
AJUXILIAR CONTABLE
CONTABILIDAD

REVISADO POR:


EMMA L. TABORA
OFICIAL CONTABLE I
ANALISIS Y PROGRAMACION FINANCIERA



AUTORIZADO POR:


DIANA LOURDES AGUILAR
JEFE DEPARTAMENTO DE ANALISIS
Y PROGRAMACION FINANCIERA



DEPARTAMENTO DE ANALISIS Y PROGRAMACION FINANCIERA

SERVICIO DEUDA VENCIDA Y PENDIENTE DE PAGO
AL 29 DE FEBRERO DEL 2020

(Cifras en Lempiras)

INSTITUCION FINANCIERA	NUMERO PRESTAMO	PRINCIPAL	INTERESES	INTERESES MORATORIOS	COMISIONES	TOTAL
DEUDA EXTERNA						
GENERACION						
SUIZA						
SERV	CP V			-	-	
SERV	CP VI			-	-	
BNP	240982	5,764,890.22	3,827,727.94	-	-	9,592,618.16
Total Deuda Externa		5,764,890.22	3,827,727.94	-	-	9,592,618.16

DEUDA INTERNA						
ERP						
GENERACION						
Multilaterales						
IDA	0116-HO	37,437,493.69	-	-	1,544,296.42	38,981,790.11
	0989-HO	185,249,250.00	-	-	22,924,594.69	208,173,844.69
	2417-HO	78,817,865.35	-	-	22,912,185.23	101,730,050.58
BID	572/SF-HO	783,008,235.73	98,338,591.50	-	-	881,346,827.23
Sub-total Multilaterales		1,084,512,844.77	98,338,591.50	-	47,381,076.34	1,230,232,512.61
Club de paris						
Alemania						
KFW	197965593	89,879,128.84	13,346,749.05	-	-	103,225,877.89
	199165713	8,371,749.41	1,930,735.16	-	-	10,302,484.57
	199165614 - CP I	1,146,134.64	39,159.41	-	-	1,185,294.05
	199365586 - CP II	289,014.86	76,576.02	-	-	365,590.88
	199665969 - CP III	128,878.81	52,214.98	-	-	181,093.80
	200065011 - CP IV - T1	304,442.81	921,506.41	-	-	1,225,949.22
	200065011 - CP IV - T2	251.47	761.17	-	-	1,012.64
	200065011 - CP IV - T3	334,869.57	3,817.62	-	-	338,687.19
	200065011 - CP IV - T4	52,922.21	603.32	-	-	53,525.53
		100,507,392.62	16,372,123.16	-	-	116,879,515.78
HERMES						
	HERMES I	13,206,313.20	916,371.37	-	-	14,122,684.57
	HERMES CP II	45,998,651.16	28,716,274.08	-	-	74,714,925.24
	HERMES CP III	4,999,751.19	3,747,883.83	-	-	8,747,635.02
	HERMES CP IV	49,011,262.20	83,587,985.75	-	-	132,599,247.95
	HERMES 1era. Capital. CP IV	825,776.46	1,408,349.62	-	-	2,234,126.08
	HERMES 2da. Capital. CP IV	5,211,407.81	574,557.76	-	-	5,785,965.57
	HERMES 3ra. Capital. CP IV	415,995.62	45,863.54	-	-	461,859.16
		119,669,157.63	118,997,285.96	-	-	238,666,443.59
FRANCIA						
COFACE						
	CP I	10,818,646.41	409,817.80	-	-	11,228,464.21
	CP II	91,710,946.81	32,135,391.13	-	-	123,846,337.93
	CP IV	48,361,238.99	53,246,777.19	-	-	101,608,016.17
	CP IV - CAPITALIZACIÓN	5,284,137.48	334,414.22	-	-	5,618,551.70
		156,174,969.68	86,126,400.34	-	-	242,301,370.02
ITALIA						
SACE						
	HOND 1 (CP I)	19,868,334.35	1,249,842.41	-	-	21,118,176.76
	HOND 2 (CP II)	164,069,156.38	12,498,803.78	-	-	176,567,960.16
	HOND 3 (CP III)	38,625,810.10	3,479,548.40	-	-	42,105,358.50
	HOND 4 (CP IV)	86,394,731.47	74,387,349.70	-	-	160,782,081.17
	HOND 4 (CP IV 1era. CAPITAL)	5,083,745.77	221,220.83	-	-	5,304,966.60
	HOND 4 (CP IV 2da. CAPITAL)	250,143.54	10,770.85	-	-	260,914.39
		314,291,921.61	91,847,535.96	-	-	406,139,457.58
JAPON						
EXIMBANK-JAPON						
	R1 - (CP I)	174,660,642.18	25,915,529.52	23,882,778.59	-	224,458,950.29
	R2 - (CP II)	184,223,965.08	37,930,032.25	4,589,176.24	-	226,743,173.57
	R2 - (CP II - CAPITAL)	11,873,434.04	-	291,377.35	-	12,164,811.39
	R3 - (CP III)	23,285,209.53	6,018,846.48	576,573.77	-	29,880,629.78
	R3 - (CP III - CAPITAL)	1,583,855.10	-	37,467.01	-	1,621,322.11
	R4 - (CP IV 2,005 MM)	93,645,273.10	139,039,489.52	914,864.33	-	233,599,626.96
	R4 - (CP IV 201 MM)	9,428,970.18	39,943,119.72	505,636.37	-	49,877,726.28
	R4 - (CP IV 2da FASE)	15,167,455.95	3,947,028.96	1,112,402.26	-	20,226,887.17
	R4 - (CP IV 3era FASE)	8,565,321.54	-	-	-	8,565,321.54
		522,434,126.71	252,794,046.45	31,910,275.93	-	807,138,449.09
JBIC						
	HO - P1	671,794,866.03	105,858,847.41	31,635,847.81	-	809,289,561.26
	HO - R1 (CP I)	149,653,268.41	26,329,795.59	5,491,282.86	-	181,474,346.85
	HO - R2 (CP II)	218,237,097.58	255,319,120.93	4,152,745.28	-	477,708,963.79



279

DEPARTAMENTO DE ANALISIS Y PROGRAMACION FINANCIERA

SERVICIO DEUDA VENCIDA Y PENDIENTE DE PAGO
AL 29 DE FEBRERO DEL 2020

(Cifras en Lempiras)

INSTITUCION FINANCIERA	NUMERO PRESTAMO	PRINCIPAL	INTERESES	INTERESES MORATORIOS	COMISIONES	TOTAL
SUIZA SERV	HO - R3 (CP III)	20,521,133.25	37,479,585.57	526,070.63	-	58,526,789.45
	HO - R4 (CP IV)	30,033,241.91	293,689,508.61	4,733,953.41	-	328,456,703.93
		1,090,239,607.18	718,676,858.11	46,539,899.99	-	1,855,456,365.28
	SERV - CP II	52,907,082.19	1,776,763.25	-	-	54,683,845.44
	SERV - CP III	39,765,571.87	339,613.92	-	-	40,105,185.79
	4,048,910.30	1,782,606.13	-	-	5,831,516.43	
	154,720.29	4,008.99	-	-	158,729.28	
	96,876,284.65	3,902,992.30	-	-	100,779,276.94	
Club de paris						
ESTADOS UNIDOS EXIMBANK-USA	R - 190 Q (CP II)	862,696.37	420,564.06	-	-	1,283,260.43
	R-244-Q (CP IV)	2,923,421.29	5,419,377.82	-	-	8,342,799.11
	R-244-R (CP IV CAPITALIZACIÓN)	390,869.50	46,225.63	-	-	437,095.13
		4,176,987.16	5,886,167.51	-	-	10,063,154.67
Sub total - Club de Paris		2,404,370,447.25	1,294,603,409.79	78,450,175.93	-	3,777,424,032.96
Total Generacion - ERP		3,488,883,292.02	1,392,942,001.29	78,450,175.93	47,381,076.34	5,007,656,545.57
DISTRIBUCION						
Multilaterales						
BID	936/SF-HO	148,286,266.40	63,710,280.98	-	-	211,996,547.37
Bilaterales						
FIV	Arreglo de Pagos N° I (REORG. DEUDA)	5,679,271.93	340,756.29	3,695,180.41	-	9,715,208.64
Total Distribucion - ERP		153,965,538.33	64,051,037.27	3,695,180.41	-	221,711,756.01
TRANSMISION						
Multilaterales						
IDA	0201-HO	55,398,073.89	-	-	2,804,527.62	58,202,601.52
Club de paris						
Alemania KFW	199165614 - CP I	1,146,134.64	39,159.41	-	-	1,185,294.05
	199365586 - CP II	289,014.86	76,576.02	-	-	365,590.88
	199665969 - CP III	128,878.81	52,214.98	-	-	181,093.80
	200065011 - CP IV - T1	832,089.04	2,518,618.78	-	-	3,350,707.83
	200065011 - CP IV - T2	1,844.11	5,581.95	-	-	7,426.05
	200065011 - CP IV - T4	143,086.33	1,631.23	-	-	144,717.56
		2,541,047.79	2,693,782.38	-	-	5,234,830.17
ESPAÑA ICO	01039001.0 (150688)	17,117,618.67	459,241.29	-	-	17,576,859.95
	REPROGRAMACION 01039014.0	8,834,262.29	-	-	-	8,834,262.29
	01039014.0	63,095,245.44	8,966,742.07	-	-	72,061,987.51
	11039001.0 (CP I)	4,413,065.49	218,370.13	-	-	4,631,435.63
	11039002.0 (CP II)	63,124,774.87	25,448,810.90	-	-	88,573,585.77
	11039003.0 (CP III)	22,862,624.07	15,722,037.09	-	-	38,584,661.16
	11039004.1 (CP V)	-	6,302,426.16	-	-	6,302,426.16
		179,447,590.83	57,117,627.64	-	-	236,565,218.46
CESCE	CP I	4,076,878.78	113,233.75	-	-	4,190,112.53
	CP II	28,809,043.97	8,810,504.99	-	-	37,619,548.97
	CP III	17,444,376.12	152,629.48	-	-	17,597,005.60
	CP IV	915,544.45	44,900.60	-	-	960,445.05
	CP IV - DIFERIMIENTO III FASE	8,906,449.75	909,059.30	-	-	9,815,509.05
	CP IV - REORG. DEUDA BBV.BEX	88,369,826.29	4,942,410.83	-	-	93,312,237.11
	CP IV - REORGANIZACIÓN DEUDA	8,748,965.13	1,652,065.78	-	-	10,401,030.91
	CP V - DIFER. DEUDA POST CUT	55,385,128.48	4,610,619.64	-	-	59,995,748.12
	CP V - RESTRUCT. DEUDA	112,911,723.96	15,446,029.59	-	-	128,357,753.54
		325,567,936.93	36,681,453.96	-	-	362,249,390.89
Sub total - Club de Paris		507,556,575.54	96,492,863.98	-	-	604,049,439.52
Bilaterales						
FIV	Arreglo de Pagos N° I (REORG. DEUDA)	5,078,962.45	304,737.73	3,304,593.05	-	8,688,293.23
	Arreglo de Pagos N° II (DÓLAR DEUDA)	2,663,021.36	133,417.28	1,798,526.92	-	4,594,965.55
Sub total - Bilaterales		7,741,983.81	438,155.01	5,103,119.97	-	13,283,258.79
Total Transmision - ERP		570,696,633.25	96,931,018.99	5,103,119.97	2,804,527.62	675,539,299.82



DEPARTAMENTO DE ANALISIS Y PROGRAMACION FINANCIERA
SERVICIO DEUDA VENCIDA Y PENDIENTE DE PAGO
AL 29 DE FEBRERO DEL 2020

(Cifras en Lempiras)

INSTITUCION FINANCIERA	NUMERO PRESTAMO	PRINCIPAL	INTERESES	INTERESES MORATORIOS	COMISIONES	TOTAL
Total Deuda Interna - ERP		4,213,545,463.59	1,553,924,057.54	87,248,476.30	50,185,603.97	5,904,903,601.41
Deuda Interna Gobierno Central						
GENERACION						
CTA. JICA - CONV. SUBSIDIARIO	HO-P6	-	-	-	6,721,061.14	6,721,061.14
Bono Soberano	Prestamo Bono Soberano	-	-	440,121,291.26	-	440,121,291.26
Total - Generacion Gobierno Central		-	-	440,121,291.26	6,721,061.14	446,842,352.39
DISTRIBUCION						
Banco Central de Honduras						
BONOS FIDEICOMISO RECUPERACION DE PERDIDAS ENEE - 2013 (RPE-2013)						
FICOHSA	(LPS) ISIN HNEEE 00005-1 (USD) ISIN HNEEE 00003-3	-	-	-	-	-
BANPAIS	(LPS) ISIN HNEEE 00005-1	-	-	-	-	-
Total Distribucion		-	-	-	-	-
TRANSMISION						
Banco Central de Honduras						
BONOS FIDEICOMISO RECUPERACION DE PERDIDAS ENEE - 2013 (RPE-2013)						
(LPS) ISIN HNEEE 00006-3						
CUENTA FDO. DE CONTRAVALOR HONDURAS - ESPAÑA						
ICO	01039004.0 (030491)	137,035,267.08	11,984,400.43	-	-	149,019,667.51
	11039004.2 (CP V - Consol. Diferida)	77,758,412.55	5,418,249.42	-	-	83,176,661.97
	11039005.0 (CP VI)	2,665,174.99	166,780.71	-	-	2,831,955.69
	01039014.0	11,134,455.08	3,798,705.07	-	-	14,933,160.14
		228,593,309.70	21,368,135.62	-	-	249,961,445.31
CTA. BID - CONV. SUBSIDIARIO	1584/SF-HO	55,842,681.36	30,723,044.45	-	-	86,565,725.81
	2016/BLHO	94,524,416.08	62,157,089.62	-	-	156,681,505.69
	3103/BL-HO	-	45,640,498.73	-	1,750,743.29	47,391,242.01
	3435/BL-HO	-	13,301,818.30	-	5,681,922.27	18,983,740.56
		150,367,097.44	151,822,451.09	-	7,432,665.55	309,622,214.08
Total - Transmision Gobierno Central		378,960,407.14	173,190,586.71	-	7,432,665.55	559,583,659.39
HOLDING						
CTA. IDA - CONV. SUBSIDIARIO	4536-HN	61,749,750.00	-	-	20,724,759.84	82,474,509.84
Total - Otros Gobierno Central		61,749,750.00	-	-	20,724,759.84	82,474,509.84
Total Deuda Interna Gobierno Central		440,710,157.14	173,190,586.71	440,121,291.26	34,878,486.53	1,088,900,521.63
Total General Deuda Interna		4,654,255,620.73	1,727,114,644.25	527,369,767.56	85,064,090.50	6,993,804,123.04
TOTAL DEUDA EXTERNA E INTERNA		4,660,020,510.95	1,730,942,372.19	527,369,767.56	85,064,090.50	7,003,396,741.20





299

DEPARTAMENTO DE ANALISIS Y PROGRAMACION FINANCIERA
RESUMEN MOVIMIENTO DEL SERVICIO DE LA DEUDA EXTERNA
AL 29 DE FEBRERO DE 2020


INSTITUCION FINANCIERA	MDA	31.01.2020	DESEMBOLSOS	SERVICIO DE LA DEUDA PAGADA				SALDO AL 29.02.2020 SIN REVALUACION	REVALUACION	SALDO AL 29.02.2020 REVALUADO
				PRINCIPAL	INTERESES	COMISION	TOTAL			
GENERACION	LPS	6,429,366,604.96	-	-	-	-	-	6,429,366,604.96	12,815,321.92	6,442,181,926.88
TOTAL DEUDA EXTERNA		6,429,366,604.96	-	-	-	-	-	6,429,366,604.96	12,815,321.92	6,442,181,926.88

FILE: REVALUACION MENSUAL 2020-FEBRERO

ELABORADO POR: 
 HAROLD SHAMIR RIVERA
 AUXILIAR CONTABLE
 CONTABILIDAD

AUTORIZADO POR: 
 ANA LOURDES AGUILAR
 JEFE DEPARTAMENTO DE ANALISIS
 Y PROGRAMACION FINANCIERA



REVISADO POR: 
 EMMA L. TABORA
 OFICIAL CONTABLE I
 ANALISIS Y PROGRAMACION FINANCIERA

DEPARTAMENTO DE ANALISIS Y PROGRAMACION FINANCIERA
MOVIMIENTO DEL SERVICIO DE LA DEUDA EXTERNA
AL 29 DE FEBRERO DE 2020

INSTITUCION FINANCIERA	REFERENCIA DE PRESTAMO REFERENCIA DE PRESTAMO	MDA MONEDA	31.01.2020	DESEMBOLSOS DESEMBOLSO	SERVICIO DE LA DEUDA PAGADA				SALDO AL 29.02.2020
					PRINCIPAL	INTERESES	COMISION	TOTAL	
GENERACION									
BCA. COMERC. EXTERNA									
B.N.P.	240982	USD	233,397.34					-	233,397.34
INDUSTRIAL AND COMMERCIAL BANK OF CHINA *	LINEA DE CREDITO USD 297,719,934.10	USD	258,675,175.53	-	-	-	-	-	258,675,175.53
CLUB DE PARIS									
SUIZA									
SERV	CP V	CHF	124,168.94					-	124,168.94
SERV	CP VI	CHF	1,723,717.24					-	1,723,717.24

FILE: REVALUACION MENSUAL 2020-FEBRERO

LG/ELT





EMPRESA NACIONAL DE
ENERGÍA ELÉCTRICA
ENEE

DEPARTAMENTO DE ANALISIS Y PROGRAMACION FINANCIERA
MOVIMIENTO DEL SERVICIO DE LA DEUDA EXTERNA
AL 29 DE FEBRERO DE 2020

INSTITUCION FINANCIERA	REFERENCIA DE PRESTAMO	MDA MONEDA	31.01.2020	DESEMBOLSOS	SERVICIO DE LA DEUDA PAGADA				SALDO AL 29.02.2020 SIN REVALUACION	REVALUACION	SALDO AL 29.02.2020 REVALUADO
					PRINCIPAL	INTERESES	COMISION	TOTAL			
GENERACION											
BCA. COMERC. EXTERNA											
B.N.P.	240982	USD	233,397.34					-	233,397.34	-	233,397.34
INDUSTRIAL AND COMMERCIAL BANK OF CHINA *	LINEA DE CREDITO USD 297,719,934.10	USD	258,675,175.53	-	-	-	-	-	258,675,175.53	-	258,675,175.53
CLUB DE PARIS SUIZA SERV	CP V	USD	128,075.23					-	128,075.23	238.23	128,313.46
SERV	CP VI	USD	1,777,944.55					-	1,777,944.55	3,307.12	1,781,251.67
TOTAL DEUDA EXTERNA			260,814,592.65	-	-	-	-	-	260,814,592.65	3,545.35	260,818,138.00

FILE: REVALUACION MENSUAL 2020-FEBRERO

LG/ELT





EMPRESA NACIONAL DE
ENERGIA ELECTRICA
ENEE

DEPARTAMENTO DE ANALISIS Y PROGRAMACION FINANCIERA
MOVIMIENTO DEL SERVICIO DE LA DEUDA EXTERNA
AL 29 DE FEBRERO DE 2020

INSTITUCION FINANCIERA	REFERENCIA DE PRESTAMO	MDA	31.01.2020	DESEMBOLSOS	SERVICIO DE LA DEUDA PAGADA				SALDO AL 29.02.2020 SIN REVALUACION	REVALUACION	SALDO AL 29.02.2020 REVALUADO
					PRINCIPAL	INTERESES	COMISION	TOTAL			
GENERACION											
BCA. COMERC. EXTERNA											
B.N.P.	240982	LPS	5,753,501.17					-	5,753,501.17	11,389.79	5,764,890.96
INDUSTRIAL AND COMMERCIAL BANK OF CHINA	LINEA DE CREDITO USD 297,719,934.10	LPS	6,376,627,619.51	-	-	-	-	-	6,376,627,619.51	12,623,348.57	6,389,250,968.07
CLUB DE PARIS SUIZA SERV	CP V	LPS	3,157,195.42					-	3,157,195.42	12,134.34	3,169,329.75
SERV	CP VI	LPS	43,828,288.87					-	43,828,288.87	168,449.23	43,996,738.10
TOTAL DEUDA EXTERNA			6,429,366,604.96	-	-	-	-	-	6,429,366,604.96	12,815,321.92	6,442,181,926.88

FILE: REVALUACION MENSUAL 2020-FEBRERO

LG/ELT





EMPRESA NACIONAL DE
ENERGIA ELÉCTRICA
ENEE

GERENCIA FINANCIERA

DEPARTAMENTO DE ANALISIS Y PROGRAMACION FINANCIERA
RESUMEN MOVIMIENTO SERVICIO DEUDA INTERNA FEBRERO DEL 2020

(CIFRAS EN LEMPIRAS)


INSTITUCION FINANCIERA	REFERENCIA PRÉSTAMO	TASA DE INTERES	31.01.2020	DESEMBOLSOS	SERVICIO DEUDA PAGADO				29.02.2020	REVALUACION	29.02.2020
					PRINCIPAL	INTERESES	COMISION	TOTAL	SIN REVALUACION		REVALUADO
DEUDA INTERNA											
GENERACION			5,888,718,552.79	-	-	-	677.25	677.25	5,888,718,552.79	11,364,782.70	5,900,083,335.49
DISTRIBUCION			34,915,540,566.24	786,136,615.86	55,940,133.91	239,983,458.66	5,712,771.22	301,636,363.79	35,645,737,048.19	36,712,620.86	35,682,449,669.05
TRANSMISION			2,833,998,792.28	-	-	-	-	-	2,833,998,792.28	5,610,262.47	2,839,609,054.75
HOLDING			616,277,500.00	-	-	-	-	-	616,277,500.00	1,220,000.00	617,497,500.00
GRAN TOTAL			44,254,535,411.32	786,136,615.86	55,940,133.91	239,983,458.66	5,713,448.47	301,637,041.04	44,984,731,893.27	54,907,666.02	45,039,639,559.29

ELABORADO POR:



HAROLD SHAMIR RIVERA
AUXILIAR CONTABLE
CONTABILIDAD

AUTORIZADO POR:




ANA LOURDES AGUILAR
JEFE DEPARTAMENTO DE ANALISIS
Y PROGRAMACION FINANCIERA

REVISADO POR:


EMMA L. TABORA
OFICIAL CONTABLE I
ANALISIS Y PROGRAMACION FINANCIERA

GERENCIA FINANCIERA
DEPARTAMENTO DE ANALISIS Y PROGRAMACION FINANCIERA
MOVIMIENTO SERVICIO DEUDA INTERNA FEBRERO DEL 2020

(CIFRAS EN LEMPIRAS)

INSTITUCION FINANCIERA	REFERENCIA PRÉSTAMO	TASA DE INTERES	31.01.2020	DESEMBOLSOS	SERVICIO DEUDA PAGADO				29.02.2020	REVALUACION	29.02.2020
					PRINCIPAL	INTERESES	COMISION	TOTAL	SIN REVALUACION		REVALUADO
DEUDA INTERNA											
GENERACION											
BCO.CENTRAL DE HONDURAS											
FONDO - ERP	CLUB DE PARIS MULTILATERALES	VARIABLE VARIABLE	4,395,100,579.77 1,442,804,863.53			-	-	-	4,395,100,579.77 1,442,804,863.53	8,700,662.78 2,856,216.45	4,403,801,242.55 1,445,661,079.98
CONV. SUBSIDIARIO - JICA	HO-P6	0.3% 0.01%	50,813,109.49 -	-			677.25	677.25	50,813,109.49	(192,096.54)	50,621,012.96
TOTAL GENERACION			5,888,718,552.79	-	-	-	677.25	677.25	5,888,718,552.79	11,364,782.70	5,900,083,335.49
DISTRIBUCION											
GOBIERNO CENTRAL FONDO - ERP											
	MULTILATERALES BILATERALES		325,284,140.72 5,668,050.95						325,284,140.72 5,668,050.95	643,941.49 11,220.63	325,928,082.21 5,679,271.58
GOBIERNO CENTRAL Gobierno Central											
	Ptmo Temporal Bono Soberano		4,553,496,299.16 12,480,629,321.96						4,553,496,299.16 12,480,629,321.96		4,553,496,299.16 12,505,336,321.28
	Sefin-Eximbank China		1,821,480,678.98			100,000,000.00		100,000,000.00	1,821,480,678.98	24,706,999.32	1,825,086,532.55
EEH											
EEH	Reembolso de Inversiones 2° Año	7.2%		684,515,944.51					684,515,944.51	(504,078.13)	684,011,866.38
Banca Privada											
FICOHSA 26MM	Ptmo N°01-418-280989	7.75%	108,637,949.39		54,346,519.82	830,681.64		55,177,201.46	54,291,429.57	135,073.75	54,426,503.33
Banco Ficohsa	Sindicado I	10.00%	2,499,999,960.00			124,999,999.20		124,999,999.20	2,499,999,960.00		2,499,999,960.00
	Sindicado II	10.00%	2,450,000,000.00			14,152,777.82		14,152,777.82	2,450,000,000.00		2,450,000,000.00
BCO.CENTRAL DE HONDURAS BONOS FIDEICOMISO RECUPERACION DE PERDIDAS ENEE - 2013 (RPE-2013)											
FICOHSA	(LPS) ISIN HNENEE 00005-1	6.0% + 1%	854,160,615.00						854,160,615.00	1,690,920.00	855,851,535.00
FICOHSA	(USD) ISIN HNENEE 00003-3	6.0% + 1%	862,788,500.00				475,153.88	475,153.88	862,788,500.00	1,708,000.00	864,496,500.00
FICOHSA	(USD) ISIN HNENEE 00004-1	6.0% + 1%	129,418,275.00				479,953.42 71,954.39	479,953.42 71,954.39	129,418,275.00	256,200.00	129,674,475.00





GERENCIA FINANCIERA
DEPARTAMENTO DE ANALISIS Y PROGRAMACION FINANCIERA
MOVIMIENTO SERVICIO DEUDA INTERNA FEBRERO DEL 2020

(CIFRAS EN LEMPIRAS)

INSTITUCION FINANCIERA	REFERENCIA PRÉSTAMO	TASA DE INTERES	31.01.2020	DESEMBOLSOS	SERVICIO DEUDA PAGADO				29.02.2020	REVALUACION	29.02.2020
					PRINCIPAL	INTERESES	COMISION	TOTAL	SIN REVALUACION		REVALUADO
	(LPS) ISIN HNENEE 00007-5	6.0% + 1%	49,178,944.50				27,342.62	27,342.62	49,178,944.50	97,356.00	49,276,300.50
LAFISE	(LPS) ISIN HNENEE 00007-5	6.0% + 1%	80,239,330.50			44,611.64	44,611.64	80,239,330.50	158,844.00	80,398,174.50	
BANPAIS	(LPS) ISIN HNENEE 00005-1	6.0% + 1%	8,627,885.00			4,799.54	4,799.54	8,627,885.00	17,080.00	8,644,965.00	
BANCO ATLANTIDA	(USD) ISIN HNENEE 00002-5	6.0% + 1%	862,788,500.00			479,953.67	479,953.67	862,788,500.00	1,708,000.00	864,496,500.00	
	(LPS) ISIN HNENEE 00006-3	6.0% + 1%	862,788,500.00			479,323.73	479,323.73	862,788,500.00	1,708,000.00	864,496,500.00	
Bonos RBCP - 2016	ISIN HNENEE 000835	6.0%	1,215,330,000.00		-	675,115.82	675,115.82	1,215,330,000.00	-	1,215,330,000.00	
Bonos VGE 2019											
	ISIN HENEE000124		703,756,000.00	-	-	390,936.46	390,936.46	703,756,000.00	-	703,756,000.00	
	ISIN HENEE000181		1,070,000,000.00	-	-	594,385.00	594,385.00	1,070,000,000.00	-	1,070,000,000.00	
	ISIN HENEE000249		983,412,000.00	-	-	546,285.37	546,285.37	983,412,000.00	-	983,412,000.00	
	ISIN HENEE000348		7,500,000.00	-	-	4,166.25	4,166.25	7,500,000.00	-	7,500,000.00	
	ISIN HENEE000405		161,356,000.00	-	-	89,633.26	89,633.26	161,356,000.00	-	161,356,000.00	
	ISIN HENEE000587		612,122,000.00	-	-	340,033.77	340,033.77	612,122,000.00	-	612,122,000.00	
	ISIN HENEE000488		1,796,602,000.00	-	-	998,012.41	998,012.41	1,796,602,000.00	-	1,796,602,000.00	
BONOS FIDEICOMISO RECUPERACION DE PERDIDAS ENEE - 2016 (RPE-2016)											
Ficensa	(LPS) ISIN HNENEE 000090-0	9.25%	20,000,000.00		-	11,110.00	11,110.00	20,000,000.00	-	20,000,000.00	
BID - CONV. SUBSIDIARIO	1584/SF-HO	1 y 2%	365,356,530.81		-	-	-	365,356,530.81	723,269.90	366,079,800.72	
TESORERIA GENERAL DE LA REPUBLICA											
	CUT - LPS		1,712,538.72	101,620,671.35	1,593,614.09	-	1,593,614.09	101,739,595.98	-	101,739,595.98	
	CUT - USD		23,206,545.54	-	-	-	-	23,206,545.54	45,940.32	23,252,485.86	
TOTAL DISTRIBUCION			34,915,540,566.24	786,136,615.86	55,940,133.91	239,983,458.66	5,712,771.22	301,636,363.79	35,645,737,048.19	36,712,620.86	35,682,449,669.05
TRANSMISION											
BCO.CENTRAL DE HONDURAS											
BONOS FIDEICOMISO RECUPERACION DE PERDIDAS ENEE - 2013 (RPE-2013)											
GOBIERNO CENTRAL											



GERENCIA FINANCIERA
DEPARTAMENTO DE ANALISIS Y PROGRAMACION FINANCIERA
MOVIMIENTO SERVICIO DEUDA INTERNA FEBRERO DEL 2020

(CIFRAS EN LEMPIRAS)

INSTITUCION FINANCIERA	REFERENCIA PRÉSTAMO	TASA DE INTERES	31.01.2020	DESEMBOLSOS	SERVICIO DEUDA PAGADO				29.02.2020	REVALUACION	29.02.2020
					PRINCIPAL	INTERESES	COMISION	TOTAL	SIN REVALUACION		REVALUADO
FONDO - ERP	CLUB DE PARIS	VARIABLE	635,834,799.48						635,834,799.48	1,258,716.17	637,093,515.65
	MULTILATERALES	VARIABLE	57,592,317.11						57,592,317.11	114,011.35	57,706,328.45
	BILATERALES	VARIABLE	149,892,980.28						149,892,980.28	296,732.29	150,189,712.58
BID - CONV. SUBSIDIARIO	2016/BL-HO	VARIABLE	482,170,270.99						482,170,270.99	954,517.62	483,124,788.60
		0.25%	211,136,671.50						211,136,671.50	417,972.00	211,554,643.50
BID - CONV. SUBSIDIARIO	3103/BL-HO	VARIABLE	395,674,806.10	-					395,674,806.10	783,288.80	396,458,094.90
		0.25%	169,574,916.90						169,574,916.90	335,695.20	169,910,612.10
BID - CONV. SUBSIDIARIO	3435/BL-HO	VARIABLE	309,313,542.54	-					309,313,542.54	612,325.65	309,925,868.19
		0.25%	173,340,895.03						173,340,895.03	343,150.43	173,684,045.46
CUENTA - FDO. CONTRAVALOR HONDURAS-ESPAÑA	CONV. CONVERSIÓN ICO		249,467,592.36						249,467,592.36	493,852.95	249,961,445.31
TOTAL TRANSMISION			2,833,998,792.28	-					2,833,998,792.28	5,610,262.47	2,839,609,054.75
HOLDING GOBIERNO CENTRAL											
IDA- CONV. SUBSIDIARIO	4536-HN	0.75%	616,277,500.00						616,277,500.00	1,220,000.00	617,497,500.00
TOTAL HOLDING			616,277,500.00	-					616,277,500.00	1,220,000.00	617,497,500.00
TOTAL			44,254,535,411.32	786,136,615.86	55,940,133.91	239,983,458.66	5,713,448.47	301,637,041.04	44,984,731,893.27	54,907,666.02	45,039,639,559.29

