

**Gerencia de Finanzas Corporativa
Departamento de Análisis y Programación Financiera**


MEMORANDUM DAPF/006/II/2020

PARA : LIC. LUIS FERNANDO CRUZ MUÑOZ - UNIDAD DE TRANSPARENCIA
DE : DEPTO. DE ANALISIS Y PROGRAMACION FINANCIERA
ASUNTO : **INFORME DEUDA EXTERNA E INTERNA DIC/2019**
FECHA : 15 DE ENERO DE 2020

En cumplimiento al Memorándum – Circular No. GG-229, adjunto remito los informes preliminares de la Situación de la Deuda al 31 de Diciembre del 2019:

- Movimiento del Servicio de la Deuda Externa en Moneda Contratada, U.S. Dólares y Lempiras.
- Movimiento del Servicio de la Deuda Interna en Lempiras.
- Informe de la Deuda Vencida y Pendiente de Pago en U.S. Dólares y Lempiras.

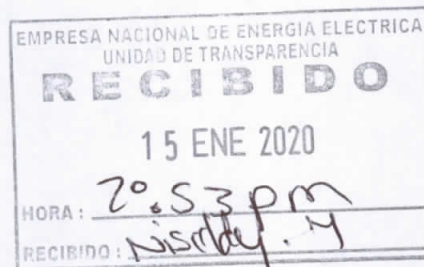
Sin otro particular, atentamente.


Licda. Ana Lourdes Aguilar Valeriano
Depto. de Análisis y Programación Financiera



- ☐ Gerencia General
- ☐ Dirección Legal
- ☐ Gerencia de Finanzas Corporativas
- ☐ Archivo

ELT/





REPUBLICA NACIONAL DE
EL SALVADOR
FINANCIERA

DEPARTAMENTO DE ANALISIS Y PROGRAMACION FINANCIERA

RESUMEN SERVICIO DEUDA VENCIDA PENDIENTE DE PAGO
AL 31 DE DICIEMBRE DEL 2019

(Cifras en Lempiras)

CONCEPTO	PRINCIPAL	INTERESES	INTERESES MORATORIOS	COMISIONES	TOTAL
PRESTAMOS DEUDA EXTERNA E INTERNA					
GENERACION	3,472,605,901.07	1,391,665,418.01	78,244,044.87	52,569,267.04	4,995,084,630.99
DISTRIBUCION	147,655,152.38	62,073,127.92	3,685,471.17	-	213,413,751.48
TRANSMISION	932,972,912.81	261,107,847.81	5,089,711.31	10,210,294.53	1,209,380,766.46
HOLDING	61,587,500.00	-	-	20,670,304.89	82,257,804.89
	4,614,821,466.27	1,714,846,393.74	87,019,227.36	83,449,866.26	6,500,136,953.61
TOTAL DEUDA EXTERNA E INTERNA	4,614,821,466.27	1,714,846,393.74	87,019,227.36	83,449,866.26	6,500,136,953.61

AUTORIZADO POR:


ANA LOURDES AGUILAR
JEFE DEPARTAMENTO DE ANALISIS
Y PROGRAMACION FINANCIERA





DEPARTAMENTO DE ANALISIS Y PROGRAMACION FINANCIERA

SERVICIO DEUDA VENCIDA Y PENDIENTE DE PAGO
AL 31 DE DICIEMBRE DEL 2019

(Cifras en Lempiras)

INSTITUCION FINANCIERA	NUMERO PRESTAMO	PRINCIPAL	INTERESES	INTERESES MORATORIOS	COMISIONES	TOTAL
DEUDA EXTERNA						
GENERACION						
SUIZA						
SERV	CP V			-	-	-
SERV	CP VI			-	-	-
BNP	240982	5,749,742.73	3,817,670.43	-	-	9,567,413.16
Total Deuda Externa		5,749,742.73	3,817,670.43	-	-	9,567,413.16

INSTITUCION FINANCIERA	NUMERO PRESTAMO	PRINCIPAL	INTERESES	INTERESES MORATORIOS	COMISIONES	TOTAL
DEUDA INTERNA						
ERP						
GENERACION						
Multilaterales						
IDA	0116-HO	37,339,125.14	-	-	1,540,238.72	38,879,363.86
	0989-HO	177,372,000.00	-	-	22,282,357.50	199,654,357.50
	2417-HO	75,343,275.17	-	-	22,043,269.54	97,386,544.72
BID	572/SF-HO	780,950,849.48	98,080,202.82	-	-	879,031,052.30
Sub-total Multilaterales		1,071,005,249.80	98,080,202.82	-	45,865,865.76	1,214,951,318.38
Club de paris						
Alemania						
KFW	197965593	89,642,967.74	13,311,679.92	-	-	102,954,647.66
	199165713	8,349,752.30	1,925,662.07	-	-	10,275,414.37
	199165614 - CP I	1,143,123.12	39,056.52	-	-	1,182,179.64
	199365586 - CP II	288,255.46	76,374.81	-	-	364,630.28
	199665969 - CP III	116,524.96	50,771.23	-	-	167,296.19
	200065011 - CP IV - T1	303,642.88	919,085.11	-	-	1,222,727.99
	200065011 - CP IV - T2	250.81	759.17	-	-	1,009.98
	200065011 - CP IV - T3	333,989.69	3,807.59	-	-	337,797.28
	200065011 - CP IV - T4	52,783.15	601.74	-	-	53,384.89
		100,231,290.11	16,327,798.17	-	-	116,559,088.28
HERMES						
	HERMES I	13,171,613.07	913,963.56	-	-	14,085,576.63
	HERMES CP II	45,877,787.82	28,640,820.90	-	-	74,518,608.71
	HERMES CP III	4,986,614.13	3,738,036.12	-	-	8,724,650.25
	HERMES CP IV	48,882,483.10	83,368,354.89	-	-	132,250,837.99
	HERMES 1era. Capital. CP IV	823,606.70	1,404,649.13	-	-	2,228,255.83
	HERMES 2da. Capital. CP IV	5,197,714.62	573,048.09	-	-	5,770,762.71
	HERMES 3ra. Capital. CP IV	414,902.57	45,743.04	-	-	460,645.61
		119,354,722.02	118,684,615.71	-	-	238,039,337.73
FRANCIA						
COFACE						
	CP I	10,790,219.97	408,740.99	-	-	11,198,960.96
	CP II	91,469,972.53	32,050,954.07	-	-	123,520,926.60
	CP IV	48,234,167.85	52,564,141.55	-	-	100,798,309.40
	CP IV - CAPITALIZACIÓN	5,270,253.19	333,535.54	-	-	5,603,788.73
		155,764,613.55	85,357,372.15	-	-	241,121,985.69
ITALIA						
SACE						
	HOND 1 (CP I)	19,816,129.49	1,246,558.40	-	-	21,062,687.89
	HOND 2 (CP II)	163,638,057.94	12,465,962.66	-	-	176,104,020.60
	HOND 3 (CP III)	38,524,319.20	3,470,405.74	-	-	41,994,724.95
	HOND 4 (CP IV)	86,167,725.77	74,191,893.89	-	-	160,359,619.66
	HOND 4 (CP IV 1era. CAPITAL)	5,070,388.02	220,639.56	-	-	5,291,027.58
	HOND 4 (CP IV 2da. CAPITAL)	249,486.28	10,742.55	-	-	260,228.83
		313,466,106.70	91,606,202.80	-	-	405,072,309.50
JAPON						
EXIMBANK-JAPON						
	R1 - (CP I)	174,201,714.18	25,847,435.40	23,820,025.61	-	223,869,175.19
	R2 - (CP II)	183,739,909.06	37,830,369.53	4,577,117.99	-	226,147,396.59
	R2 - (CP II - CAPITAL)	11,842,236.11	-	290,611.75	-	12,132,847.85
	R3 - (CP III)	23,224,026.69	6,003,031.71	575,058.80	-	29,802,117.20
	R3 - (CP III - CAPITAL)	1,579,693.45	-	37,368.56	-	1,617,062.02
	R4 - (CP IV 2,005 MM)	93,399,216.31	138,674,157.56	912,460.49	-	232,985,834.36
	R4 - (CP IV 201 MM)	9,404,195.18	9,838,167.54	504,307.79	-	19,746,670.51
	R4 - (CP IV 2da FASE)	15,127,602.84	3,936,657.98	1,109,479.38	-	20,173,740.19
	R4 - (CP IV 3era FASE)	8,542,815.81	-	-	-	8,542,815.81
		521,061,409.62	252,129,819.73	31,826,430.38	-	805,017,659.72
JBIC						
	HO - P1	670,029,697.47	105,580,698.95	31,552,723.33	-	807,163,119.75
	HO - R1 (CP I)	149,260,048.31	26,260,612.97	5,476,854.28	-	180,997,515.55
	HO - R2 (CP II)	217,663,670.66	254,648,259.47	4,141,833.78	-	476,453,763.90
	HO - R3 (CP III)	18,554,052.12	36,605,027.18	524,688.35	-	55,683,767.65





DEPARTAMENTO DE ANALISIS Y PROGRAMACION FINANCIERA

SERVICIO DEUDA VENCIDA Y PENDIENTE DE PAGO
AL 31 DE DICIEMBRE DEL 2019

(Cifras en Lempiras)

INSTITUCION FINANCIERA	NUMERO PRESTAMO	PRINCIPAL	INTERESES	INTERESES MORATORIOS	COMISIONES	TOTAL
SUIZA SERV	HO - R4 (CP IV)	29,954,328.33	292,917,827.38	4,721,514.76	-	327,593,670.47
		1,085,461,796.90	716,012,425.95	46,417,614.50	-	1,847,891,837.35
	SERV - CP II	52,768,066.66	1,772,094.73	-	-	54,540,161.39
	SERV - CP III	39,661,086.20	338,721.57	-	-	39,999,807.77
	SERV - CP IV	4,038,271.62	1,777,922.26	-	-	5,816,193.88
	SERV - DIFERIMIENTO CP IV	154,313.76	3,998.46	-	-	158,312.22
		96,621,738.24	3,892,737.02	-	-	100,514,475.26
Club de paris						
ESTADOS UNIDOS EXIMBANK-USA	R - 190 Q (CP II)	860,429.60	419,459.01	-	-	1,279,888.61
	R-244-Q (CP IV)	2,638,959.34	5,291,010.05	-	-	7,929,969.39
	R-244-R (CP IV CAPITALIZACIÓN)	389,842.47	46,104.17	-	-	435,946.64
		3,889,231.41	5,756,573.23	-	-	9,645,804.64
Sub total - Club de Paris		2,395,850,908.54	1,289,767,544.77	78,244,044.87	-	3,763,862,498.18
Total Generacion - ERP		3,466,856,158.34	1,387,847,747.58	78,244,044.87	45,865,865.76	4,978,813,816.55
DISTRIBUCION						
Multilaterales						
BID	936/SF-HO	141,990,802.97	61,733,266.97	-	-	203,724,069.95
Bilaterales						
FIV	Arreglo de Pagos N° I (REORG. DEUDA)	5,664,349.41	339,860.94	3,685,471.17	-	9,689,681.53
Total Distribucion - ERP		147,655,152.38	62,073,127.92	3,685,471.17	-	213,413,751.48
TRANSMISION						
Multilaterales						
IDA	0201-HO	55,252,513.18	-	-	2,797,158.61	58,049,671.79
Club de paris						
Alemania KFW	199165614 - CP I	1,143,123.12	39,056.52	-	-	1,182,179.64
	199365586 - CP II	288,255.46	76,374.81	-	-	364,630.28
	199665969 - CP III	116,524.96	50,771.23	-	-	167,296.18
	200065011 - CP IV - T1	829,902.70	2,512,001.01	-	-	3,341,903.71
	200065011 - CP IV - T2	1,839.26	5,567.28	-	-	7,406.54
	200065011 - CP IV - T4	142,710.36	1,626.94	-	-	144,337.30
		2,522,355.86	2,685,397.80	-	-	5,207,753.66
ESPAÑA ICO	01039001.0 (150688)	17,072,641.42	458,034.61	-	-	17,530,676.03
	REPROGRAMACION 01039014.0	8,811,049.91	-	-	-	8,811,049.91
	01039014.0	59,227,727.15	8,564,782.19	-	-	67,792,509.34
	11039001.0 (CP I)	4,401,469.98	217,796.36	-	-	4,619,266.34
	11039002.0 (CP II)	62,958,911.93	25,381,943.11	-	-	88,340,855.04
	11039003.0 (CP III)	22,802,551.59	15,680,726.79	-	-	38,483,278.38
	11039004.1 (CP V)	-	6,285,866.27	-	-	6,285,866.27
		175,274,351.98	56,589,149.33	-	-	231,863,501.30
CESCE	CP I	4,066,166.61	112,936.22	-	-	4,179,102.84
	CP II	28,733,347.03	8,787,355.03	-	-	37,520,702.06
	CP III	17,398,540.31	152,228.44	-	-	17,550,768.75
	CP IV	913,138.82	44,782.62	-	-	957,921.44
	CP IV - DIFERIMIENTO III FASE	8,883,047.69	906,670.71	-	-	9,789,718.40
	CP IV - REORG. DEUDA BBV,BEX	88,137,630.95	4,929,424.44	-	-	93,067,055.38
	CP IV - REORGANIZACIÓN DEUDA	8,725,976.86	1,647,724.91	-	-	10,373,701.78
	CP V - DIFER. DEUDA POST CUT	55,239,601.79	4,598,505.04	-	-	59,838,106.83
	CP VI - RESTRUCT. DEUDA	112,615,043.77	15,405,444.51	-	-	128,020,488.28
		324,712,493.83	36,585,071.94	-	-	361,297,565.76
Sub total - Club de Paris		502,509,201.66	95,859,619.06	-	-	598,368,820.72
Bilaterales						
FIV	Arreglo de Pagos N° I (REORG. DEUDA)	5,065,617.27	303,937.02	3,295,910.10	-	8,665,464.39
	Arreglo de Pagos N° II (DÓLAR DEUDA)	2,656,024.16	133,066.72	1,793,801.21	-	4,582,892.09
Sub total - Bilaterales		7,721,641.43	437,003.74	5,089,711.31	-	13,248,356.48
Total Transmision - ERP		565,483,356.27	96,296,622.80	5,089,711.31	2,797,158.61	669,666,849.00



DEPARTAMENTO DE ANALISIS Y PROGRAMACION FINANCIERA

SERVICIO DEUDA VENCIDA Y PENDIENTE DE PAGO
AL 31 DE DICIEMBRE DEL 2019

(Cifras en Lempiras)

INSTITUCION FINANCIERA	NUMERO PRESTAMO	PRINCIPAL	INTERESES	INTERESES MORATORIOS	COMISIONES	TOTAL
Total Deuda Interna - ERP						
		4,179,994,666.99	1,546,217,498.30	87,019,227.36	48,663,024.38	5,861,894,417.03
Deuda Interna Gobierno Central						
GENERACION						
CTA. JICA - CONV. SUBSIDIARIO	HO-P6	-	-	-	6,703,401.27	6,703,401.27
Bono Soberano	Prestamo Bono Soberano	-	-	-	-	-
Total - Generacion Gobierno Central						
		-	-	-	6,703,401.27	6,703,401.27
DISTRIBUCION						
Banco Central de Honduras						
BONOS FIDEICOMISO RECUPERACION DE PERDIDAS ENEE - 2013 (RPE-2013)						
FICOHSA	(LPS) ISIN HNENEE 00005-1 (USD) ISIN HNENEE 00003-3	-	-	-	-	-
BANPAIS	(LPS) ISIN HNENEE 00005-1	-	-	-	-	-
Total Distribucion						
		-	-	-	-	-
TRANSMISION						
Banco Central de Honduras						
BONOS FIDEICOMISO RECUPERACION DE PERDIDAS ENEE - 2013 (RPE-2013)						
(LPS) ISIN HNENEE 00006-3						
CUENTA FDO. DE CONTRAVALOR HONDURAS - ESPAÑA						
ICO	01039004.0 (030491)	136,675,201.30	11,952,910.92	-	-	148,628,112.22
	11039004.2 (CP V - Consol. Diferida)	77,554,099.14	5,404,012.74	-	-	82,958,111.88
	11039005.0 (CP VI)	2,658,172.13	166,342.48	-	-	2,824,514.61
	01039014.0	11,105,198.84	3,788,723.81	-	-	14,893,922.65
		227,992,671.40	21,311,989.96	-	-	249,304,661.37
CTA. BID - CONV. SUBSIDIARIO	1584/SF-HO	55,695,952.42	30,642,318.39	-	-	86,338,270.81
	2016/BLHO	83,800,932.71	54,069,472.98	-	-	137,870,405.69
	3103/BL-HO	-	45,520,576.44	-	1,746,143.14	47,266,719.58
	3435/BL-HO	-	13,266,867.23	-	5,666,992.78	18,933,860.01
		139,496,885.13	143,499,235.04	-	7,413,135.92	290,409,256.09
Total - Transmision Gobierno Central						
		367,489,556.54	164,811,225.00	-	7,413,135.92	539,713,917.46
HOLDING						
CTA. IDA - CONV. SUBSIDIARIO	4536-HN	61,587,500.00	-	-	20,670,304.69	82,257,804.69
Total - Otros Gobierno Central						
		61,587,500.00	-	-	20,670,304.69	82,257,804.69
Total Deuda Interna Gobierno Central						
		429,077,056.54	164,811,225.00	-	34,786,841.88	628,675,123.43
Total General Deuda Interna						
		4,609,071,723.53	1,711,028,723.31	87,019,227.36	83,449,866.26	6,490,569,540.45
TOTAL DEUDA EXTERNA E INTERNA						
		4,614,821,466.27	1,714,846,393.74	87,019,227.36	83,449,866.26	6,500,136,953.61





INSTITUTO NACIONAL DE
REFORMA ELECTORAL
INRE


DEPARTAMENTO DE ANALISIS Y PROGRAMACION FINANCIERA

RESUMEN SERVICIO DEUDA VENCIDA PENDIENTE DE PAGO
AL 31 DE DICIEMBRE DEL 2019

(Cifras en Dolares)

CONCEPTO	PRINCIPAL	INTERESES	INTERESES MORATORIOS	COMISIONES	TOTAL
PRESTAMOS DEUDA EXTERNA E INTERNA					
GENERACION	140,962,285.41	56,491,391.03	3,176,133.34	2,133,926.00	202,763,735.78
DISTRIBUCION	5,993,714.32	2,519,712.93	149,603.05	-	8,663,030.30
TRANSMISION	37,871,845.46	10,599,060.19	206,604.88	414,462.94	49,091,973.47
HOLDING	2,500,000.00	-	-	839,062.50	3,339,062.50
	187,327,845.19	69,610,164.15	3,532,341.28	3,387,451.44	263,857,802.05
TOTAL DEUDA EXTERNA E INTERNA	187,327,845.19	69,610,164.15	3,532,341.28	3,387,451.44	263,857,802.05

AUTORIZADO POR:


ANA LOURDES AGUILAR
JEFE DEPARTAMENTO DE ANALISIS
Y PROGRAMACION FINANCIERA



DEPARTAMENTO DE ANALISIS Y PROGRAMACION FINANCIERA

SERVICIO DEUDA VENCIDA Y PENDIENTE DE PAGO
AL 31 DE DICIEMBRE DEL 2019

(Cifras en Dolares)

INSTITUCION FINANCIERA	NUMERO PRESTAMO	PRINCIPAL	INTERESES	INTERESES MORATORIOS	COMISIONES	TOTAL
DEUDA EXTERNA						
GENERACION						
SUIZA						
SERV	CP V					
SERV	CP VI					
BNP	240982	233,397.31	154,969.37			388,366.68
Total Deuda Externa		233,397.31	154,969.37	-	-	388,366.68

DEUDA INTERNA						
ERP						
GENERACION						
Multilaterales						
IDA	0116-HO	1,515,694.14	-	-	62,522.38	1,578,216.52
	0989-HO	7,200,000.00	-	-	904,500.00	8,104,500.00
	2417-HO	3,058,383.40	-	-	894,794.79	3,953,178.19
BID	572/SF-HO	31,700,866.63	3,981,335.61	-	-	35,682,202.24
Sub-total Multilaterales		43,474,944.18	3,981,335.61	-	1,861,817.16	49,318,096.95
Club de paris						
Alemania						
KFW	197965593	3,638,845.86	540,356.40	-	-	4,179,202.26
	199165713	338,938.60	78,167.73	-	-	417,106.33
	199165614 - CP I	46,402.40	1,585.41	-	-	47,987.81
	199365586 - CP II	11,701.05	3,100.26	-	-	14,801.31
	199665969 - CP III	4,730.06	2,060.94	-	-	6,791.00
	200065011 - CP IV - T1	12,325.67	37,308.10	-	-	49,633.77
	200065011 - CP IV - T2	10.18	30.82	-	-	41.00
	200065011 - CP IV - T3	13,557.53	154.56	-	-	13,712.09
	200065011 - CP IV - T4	2,142.61	24.43	-	-	2,167.03
		4,068,653.95	662,788.64	-	-	4,731,442.59
HERMES						
	HERMES I	534,670.72	37,100.21	-	-	571,770.92
	HERMES CP II	1,862,301.11	1,162,606.90	-	-	3,024,908.01
	HERMES CP III	202,419.90	151,736.80	-	-	354,156.70
	HERMES CP IV	1,984,269.66	3,384,142.68	-	-	5,368,412.34
	HERMES 1era. Capital. CP IV	33,432.38	57,018.43	-	-	90,450.81
	HERMES 2da. Capital. CP IV	210,989.02	23,261.54	-	-	234,250.57
	HERMES 3ra. Capital. CP IV	16,842.00	1,856.83	-	-	18,698.83
		4,844,924.78	4,817,723.39	-	-	9,662,648.17
FRANCIA						
COFACE						
	CP I	438,003.65	16,591.88	-	-	454,595.53
	CP II	3,713,008.83	1,301,033.25	-	-	5,014,042.08
	CP IV	1,957,952.83	2,133,717.94	-	-	4,091,670.77
	CP IV - CAPITALIZACIÓN	213,933.56	13,539.09	-	-	227,472.65
		6,322,898.87	3,464,882.17	-	-	9,787,781.03
ITALIA						
SACE						
	HOND 1 (CP I)	804,389.26	50,601.11	-	-	854,990.37
	HOND 2 (CP II)	6,642,502.86	506,026.49	-	-	7,148,529.35
	HOND 3 (CP III)	1,563,804.31	140,872.98	-	-	1,704,677.29
	HOND 4 (CP IV)	3,497,776.57	3,011,645.78	-	-	6,509,422.35
	HOND 4 (CP IV 1era. CAPITAL)	205,820.50	8,956.35	-	-	214,776.85
	HOND 4 (CP IV 2da. CAPITAL)	10,127.31	436.07	-	-	10,563.38
		12,724,420.81	3,718,538.78	-	-	16,442,959.59
JAPON						
EXIMBANK-JAPON						
	R1 - (CP I)	7,071,309.69	1,049,215.97	966,918.03	-	9,087,443.69
	R2 - (CP II)	7,458,490.32	1,535,635.05	185,797.36	-	9,179,922.74
	R2 - (CP II - CAPITAL)	480,707.78	-	11,796.70	-	492,504.48
	R3 - (CP III)	942,724.85	243,678.98	23,343.16	-	1,209,746.99
	R3 - (CP III - CAPITAL)	64,123.95	-	1,516.89	-	65,640.84
	R4 - (CP IV 2,005 MM)	3,791,321.95	5,629,151.92	37,039.19	-	9,457,513.07
	R4 - (CP IV 201 MM)	381,741.23	1,617,136.90	20,471.19	-	2,019,349.32
	R4 - (CP IV 2da FASE)	614,069.53	159,799.39	45,036.71	-	818,905.63
	R4 - (CP IV 3era FASE)	346,775.56	-	-	-	346,775.56
		21,151,264.85	10,234,618.21	1,291,919.24	-	32,677,802.30
JBIC						
	HO - P1	27,198,282.83	4,285,800.65	1,280,808.74	-	32,764,892.22
	HO - R1 (CP I)	6,058,861.31	1,065,987.94	222,320.04	-	7,347,169.29
	HO - R2 (CP II)	8,835,545.80	10,336,848.36	168,128.02	-	19,340,522.18
	HO - R3 (CP III)	753,158.19	1,485,895.16	21,298.49	-	2,260,351.84





DEPARTAMENTO DE ANALISIS Y PROGRAMACION FINANCIERA

SERVICIO DEUDA VENCIDA Y PENDIENTE DE PAGO
AL 31 DE DICIEMBRE DEL 2019

(Cifras en Dolares)

INSTITUCION FINANCIERA	NUMERO PRESTAMO	PRINCIPAL	INTERESES	INTERESES MORATORIOS	COMISIONES	TOTAL
SUIZA SERV	HO - R4 (CP IV)	1,215,925.65	11,890,311.65	191,658.81	-	13,297,896.10
		44,061,773.77	29,064,843.76	1,884,214.11	-	75,010,831.64
	SERV - CP II	2,141,995.81	71,934.03	-	-	2,213,929.83
	SERV - CP III	1,609,948.70	13,749.61	-	-	1,623,698.31
	SERV - CP IV	163,924.16	72,170.58	-	-	236,094.74
	SERV - DIFERIMIENTO CP IV	6,264.00	162.31	-	-	6,426.31
		3,922,132.67	158,016.52	-	-	4,080,149.19
Club de paris						
ESTADOS UNIDOS EXIMBANK-USA	R - 190 Q (CP II)	34,927.12	17,026.95	-	-	51,954.07
	R-244-Q (CP IV)	107,122.36	214,776.13	-	-	321,898.49
	R-244-R (CP IV CAPITALIZACIÓN)	15,824.74	1,871.49	-	-	17,696.23
		157,874.22	233,674.58	-	-	391,548.80
Sub total - Club de Paris		97,253,943.92	52,355,086.05	3,176,133.34	-	152,785,163.31
Total Generacion - ERP		140,728,888.10	56,336,421.66	3,176,133.34	1,861,817.16	202,103,260.26
DISTRIBUCION						
Multilaterales						
BID	936/SF-HO	5,763,783.36	2,505,917.07	-	-	8,269,700.42
Bilaterales						
FIV	Arreglo de Pagos N° I (REORG. DEUDA)	229,930.97	13,795.86	149,603.05	-	393,329.88
Total Distribucion - ERP		5,993,714.32	2,519,712.93	149,603.05	-	8,663,030.30
TRANSMISION						
Multilaterales						
IDA	0201-HO	2,242,846.08	-	-	113,544.09	2,356,390.17
Club de paris						
Alemania						
KFW	199165614 - CP I	46,402.40	1,585.41	-	-	47,987.81
	199365586 - CP II	11,701.05	3,100.26	-	-	14,801.31
	199665969 - CP III	4,730.06	2,060.94	-	-	6,791.00
	200065011 - CP IV - T1	33,687.95	101,968.78	-	-	135,656.74
	200065011 - CP IV - T2	74.66	225.99	-	-	300.65
	200065011 - CP IV - T4	5,792.99	66.04	-	-	5,859.03
		102,389.12	109,007.42	-	-	211,396.54
ESPAÑA						
ICO	01039001.0 (150688)	693,023.80	18,592.84	-	-	711,616.64
	REPROGRAMACION 01039014.0	357,663.89	-	-	-	357,663.89
	01039014.0	2,404,210.56	347,667.23	-	-	2,751,877.79
	11039001.0 (CP I)	178,667.34	8,840.93	-	-	187,508.27
	11039002.0 (CP II)	2,555,669.25	1,030,320.40	-	-	3,585,989.65
	11039003.0 (CP III)	925,616.06	636,522.30	-	-	1,562,138.36
	11039004.1 (CP V)	-	255,159.99	-	-	255,159.99
		7,114,850.90	2,297,103.69	-	-	9,411,954.59
CESCE						
	CP I	165,056.49	4,584.38	-	-	169,640.87
	CP II	1,166,362.78	356,702.05	-	-	1,523,064.83
	CP III	706,252.90	6,179.36	-	-	712,432.26
	CP IV	37,066.73	1,817.85	-	-	38,884.57
	CP IV - DIFERIMIENTO III FASE	360,586.47	36,804.17	-	-	397,390.64
	CP IV - REORG. DEUDA BBV,BEX	3,577,740.25	200,098.41	-	-	3,777,838.66
	CP IV - REORGANIZACIÓN DEUDA	354,210.55	66,885.53	-	-	421,096.07
	CP V - DIFER. DEUDA POST CUT	2,242,321.97	186,665.52	-	-	2,428,987.49
	CP VI - RESTRUCT. DEUDA	4,571,343.36	625,347.86	-	-	5,196,691.22
		13,180,941.50	1,485,085.12	-	-	14,666,026.62
Sub total - Club de Paris		20,398,181.52	3,891,196.23	-	-	24,289,377.74
Bilaterales						
FIV	Arreglo de Pagos N° I (REORG. DEUDA)	205,626.84	12,337.61	133,789.73	-	351,754.18
	Arreglo de Pagos N° II (DÓLAR DEUDA)	107,815.07	5,401.53	72,815.15	-	186,031.75
Sub total - Bilaterales		313,441.91	17,739.14	206,604.88	-	537,785.93
Total Transmision - ERP		22,854,469.51	3,908,935.37	206,604.88	113,544.09	27,183,553.85



DEPARTAMENTO DE ANALISIS Y PROGRAMACION FINANCIERA
SERVICIO DEUDA VENCIDA Y PENDIENTE DE PAGO
AL 31 DE DICIEMBRE DEL 2019

(Cifras en Dolares)

INSTITUCION FINANCIERA	NUMERO PRESTAMO	PRINCIPAL	INTERESES	INTERESES MORATORIOS	COMISIONES	TOTAL
Total Deuda Interna - ERP						
		169,677,071.93	62,765,069.95	3,532,341.28	1,975,361.25	237,949,844.41
Deuda Interna Gobierno Central						
GENERACION						
CTA. JICA - CONV. SUBSIDIARIO	HO-P6	-	-	-	272,108.84	272,108.84
Bono Soberano	Prestamo Bono Soberano	-	-	-	-	-
Total - Generacion Gobierno Central						
		-	-	-	272,108.84	272,108.84
DISTRIBUCION						
Banco Central de Honduras						
BONOS FIDEICOMISO RECUPERACION DE PERDIDAS ENEE - 2013 (RPE-2013)						
FICOHSA	(LPS) ISIN HNENEE 00005-1 (USD) ISIN HNENEE 00003-3	-	-	-	-	-
BANPAIS	(LPS) ISIN HNENEE 00005-1	-	-	-	-	-
Total Distribucion						
		-	-	-	-	-
TRANSMISION						
Banco Central de Honduras						
BONOS FIDEICOMISO RECUPERACION DE PERDIDAS ENEE - 2013 (RPE-2013)						
BANCO ATLANTIDA	(LPS) ISIN HNENEE 00006-3	-	-	-	-	-
CUENTA FDO. DE CONTRAVALOR HONDURAS - ESPAÑA						
ICO	01039004.0 (030491)	5,548,008.98	485,200.36	-	-	6,033,209.35
	11039004.2 (CP V - Consol. Diferida)	3,148,126.61	219,363.21	-	-	3,367,489.83
	11039005.0 (CP VI)	107,902.26	6,752.28	-	-	114,654.54
	01039014.0	450,789.48	153,794.35	-	-	604,583.83
		9,254,827.34	865,110.21	-	-	10,119,937.54
CTA. BID - CONV. SUBSIDIARIO	1584/SF-HO 2016/BLHO 3103/BL-HO 3435/BL-HO	2,260,846.46 3,401,702.16 - -	1,243,852.99 2,194,823.34 1,847,800.95 538,537.33	- - - -	- - 70,880.58 230,038.27	3,504,699.44 5,596,525.50 1,918,681.53 768,575.60
		5,662,548.62	5,825,014.61	-	300,918.85	11,788,482.08
Total - Transmision Gobierno Central						
		14,917,375.95	6,690,124.82	-	300,918.85	21,908,419.63
HOLDING						
CTA. IDA - CONV. SUBSIDIARIO	4536-HN	2,500,000.00	-	-	839,062.50	3,339,062.50
Total - Otros Gobierno Central						
		2,500,000.00	-	-	839,062.50	3,339,062.50
Total Deuda Interna Gobierno Central						
		17,417,375.95	6,690,124.82	-	1,412,090.19	25,519,590.97
Total General Deuda Interna						
		187,094,447.88	69,455,194.78	3,532,341.28	3,387,451.44	263,469,435.37
TOTAL DEUDA EXTERNA E INTERNA						
		187,327,845.19	69,610,164.15	3,532,341.28	3,387,451.44	263,857,802.05



GERENCIA FINANCIERA
DEPARTAMENTO DE ANALISIS Y PROGRAMACION FINANCIERA
RESUMEN MOVIMIENTO SERVICIO DEUDA INTERNA DICIEMBRE DEL 2019



(CIFRAS EN LEMPIRAS)

INSTITUCION FINANCIERA	REFERENCIA PRÉSTAMO	TASA DE INTERES	30.11.2019	DESEMBOLSOS	SERVICIO DEUDA PAGADO				31.12.2019	REVALUACION	31.12.2019
					PRINCIPAL	INTERESES	COMISION	TOTAL	SIN REVALUACION		REVALUADO
DEUDA INTERNA											
GENERACION			5,886,289,613.10	-	-	-	-	-	5,886,289,613.10	(1,379,759.22)	5,884,909,853.88
DISTRIBUCION			30,959,436,391.69	7,226,003,909.39	3,221,880,161.17	1,244,255,567.15	5,810,098.19	4,471,945,826.51	34,963,560,139.90	3,162,193,710.74	38,125,753,850.64
TRANSMISION			2,783,668,616.29	49,295,200.00	-	-	-	-	2,832,963,816.29	(815,950.76)	2,832,147,865.53
HOLDING			616,050,000.00	-	-	-	-	-	616,050,000.00	(175,000.00)	615,875,000.00
GRAN TOTAL			40,245,444,621.07	7,275,299,109.39	3,221,880,161.17	1,244,255,567.15	5,810,098.19	4,471,945,826.51	44,298,863,569.29	3,159,823,000.76	47,458,686,570.05

AUTORIZADO POR:


 ANA LOURDES AGUILAR
 JEFE DEPARTAMENTO DE ANALISIS
 Y PROGRAMACION FINANCIERA



GERENCIA FINANCIERA
DEPARTAMENTO DE ANALISIS Y PROGRAMACION FINANCIERA
MOVIMIENTO SERVICIO DEUDA INTERNA DICIEMBRE DEL 2019

(CIFRAS EN LEMPIRAS)



INSTITUCION FINANCIERA	REFERENCIA PRÉSTAMO	TASA DE INTERES	30.11.2019	DESEMBOLSOS	SERVICIO DEUDA PAGADO				31.12.2019	REVALUACION	31.12.2019	
					PRINCIPAL	INTERESES	COMISION	TOTAL	SIN REVALUACION		REVALUADO	
DEUDA INTERNA												
GENERACION												
BCO.CENTRAL DE HONDURAS												
FONDO - ERP	CLUB DE PARIS MULTILATERALES	VARIABLE VARIABLE	4,393,478,120.12 1,442,272,249.39						4,393,478,120.12 1,442,272,249.39	(1,248,045.89) (409,703.18)	4,392,230,074.22 1,441,862,546.21	
CONV. SUBSIDIARIO - JICA	HO-P6	0.3% 0.01%	50,539,243.59	-					50,539,243.59	277,989.85	50,817,233.44	
TOTAL GENERACION			5,886,289,613.10	-	-	-	-	-	5,886,289,613.10	(1,379,759.22)	5,884,909,853.88	
DISTRIBUCION												
GOBIERNO CENTRAL												
FONDO - ERP	MULTILATERALES BILATERALES		325,164,061.47 5,665,958.58						325,164,061.47 5,665,958.58	(92,368.66) (1,609.52)	325,071,692.82 5,664,349.06	
GOBIERNO CENTRAL	Gobierno Central	Ptamo Temporal Bono Soberano Sefin-Eximbank China	4,553,496,299.16 12,407,509,876.44	68,512,197.69 1,820,830,443.09					4,553,496,299.16 12,476,022,074.13 1,820,830,443.09	- (3,544,036.78) (539,400.23)	4,553,496,299.16 12,472,478,037.35 1,820,291,042.86	
Banca Privada	FICOHSA 26MM	Ptmo N°01-418-280989	217,195,693.44	-	54,297,161.17	1,402,678.13			55,699,839.30	162,898,532.27	(48,036.54)	162,850,495.73
Banco Ficohsa	Sindicado I		2,499,517,035.48	482,924.52						2,499,999,960.00	-	2,499,999,960.00
	Sindicado II		2,450,000,000.00			73,152,777.53			73,152,777.53	2,450,000,000.00	-	2,450,000,000.00
BCO.CENTRAL DE HONDURAS												
BONOS FIDEICOMISO RECUPERACION DE PERDIDAS ENEE - 2013 (RPE-2013)												
FICOHSA	(LPS) ISIN HNENEE 00005-1	6.0% + 1%	853,845,300.00				711,578.18		711,578.18	853,845,300.00	(242,550.00)	853,602,750.00
FICOHSA	(USD) ISIN HNENEE 00003-3	6.0% + 1%	862,470,000.00				718,765.92		718,765.92	862,470,000.00	(245,000.00)	862,225,000.00
FICOHSA	(USD) ISIN HNENEE 00004-1	6.0% + 1%	129,370,500.00			3,882,186.00	107,874.38		3,990,060.38	129,370,500.00	(36,750.00)	129,333,750.00
	(LPS) ISIN HNENEE 00007-5	6.0% + 1%	49,160,790.00			1,475,230.68	40,992.26		1,516,222.94	49,160,790.00	(13,965.00)	49,146,825.00
LAFISE	(LPS) ISIN HNENEE 00007-5	6.0% + 1%	80,209,710.00			2,406,955.32	66,882.11		2,473,837.43	80,209,710.00	(22,785.00)	80,186,925.00
BANPAIS	(LPS) ISIN HNENEE 00005-1	6.0% + 1%	8,624,700.00				7,187.74		7,187.74	8,624,700.00	(2,450.00)	8,622,250.00
BANCO ATLANTIDA	(USD) ISIN HNENEE 00002-5	6.0% + 1%	862,470,000.00				718,894.25		718,894.25	862,470,000.00	(245,000.00)	862,225,000.00
	(LPS) ISIN HNENEE 00006-3	6.0% + 1%	862,470,000.00			25,874,625.00	718,739.67		26,593,364.67	862,470,000.00	(245,000.00)	862,225,000.00

9/19

GERENCIA FINANCIERA
DEPARTAMENTO DE ANALISIS Y PROGRAMACION FINANCIERA
MOVIMIENTO SERVICIO DEUDA INTERNA DICIEMBRE DEL 2019



(CIFRAS EN LEMPIRAS)

INSTITUCION FINANCIERA	REFERENCIA PRÉSTAMO	TASA DE INTERES	30.11.2019	DESEMBOLSOS	SERVICIO DEUDA PAGADO				31.12.2019	REVALUACION	31.12.2019
					PRINCIPAL	INTERESES	COMISION	TOTAL	SIN REVALUACION		REVALUADO
Bonos RBCP - 2016	ISIN HNENEE 000835	6.0%	1,215,330,000.00			-	1,012,775.00	1,012,775.00	1,215,330,000.00	-	1,215,330,000.00
BONOS FIDEICOMISO RECUPERACION DE PERDIDAS ENEE - 2014 (RPE-2014)											
	(LPS) ISIN HNENEE 000062-9	7.73% +1%	2,794,000,000.00		2,794,000,000.00	59,438,352.58	1,452,076.18	2,854,890,428.76	-	2,794,000,000.00	2,794,000,000.00
	(LPS) ISIN HNENEE 000063-7	7.73% +1%	373,583,000.00		373,583,000.00	8,389,949.41	237,665.84	382,210,615.25	-	373,583,000.00	373,583,000.00
Bonos VGE 2019											
	ISIN HENEE000124		-	703,756,000.00		-	-	-	703,756,000.00	-	703,756,000.00
	ISIN HENEE000181		-	1,070,000,000.00		-	-	-	1,070,000,000.00	-	1,070,000,000.00
	ISIN HENEE000249		-	983,412,000.00		-	-	-	983,412,000.00	-	983,412,000.00
	ISIN HENEE000348		-	7,500,000.00		-	-	-	7,500,000.00	-	7,500,000.00
	ISIN HENEE000405		-	161,356,000.00		-	-	-	161,356,000.00	-	161,356,000.00
	ISIN HENEE000587		-	612,122,000.00		-	-	-	612,122,000.00	-	612,122,000.00
	ISIN HENEE000488		-	1,796,602,000.00		-	-	-	1,796,602,000.00	-	1,796,602,000.00
BONOS FIDEICOMISO RECUPERACION DE PERDIDAS ENEE - 2016 (RPE-2016)											
Ficensa	(LPS) ISIN HNENEE 000090-0	9.25%	20,000,000.00			-	16,666.67	16,666.67	20,000,000.00	-	20,000,000.00
BID - CONV. SUBSIDIARIO	1584/SF-HO	1 y 2%	365,221,658.76			-	-	-	365,221,658.76	(103,747.73)	365,117,911.03
TESORERIA GENERAL DE LA REPUBLICA											
	CUT - LPS		933,829.55	1,430,344.09		-	-	-	2,364,173.64	-	2,364,173.64
	CUT - USD		23,197,978.80	-		-	-	-	23,197,978.80	(6,589.80)	23,191,389.00
TOTAL DISTRIBUCION			30,959,436,391.69	7,226,003,909.39	3,221,880,161.17	1,244,255,567.15	5,810,098.19	4,471,945,826.51	34,963,560,139.90	3,162,193,710.74	38,125,753,850.64
TRANSMISION											
BCO.CENTRAL DE HONDURAS											
BONOS FIDEICOMISO RECUPERACION DE PERDIDAS ENEE - 2013 (RPE-2013)											
GOBIERNO CENTRAL											
FONDO - ERP	CLUB DE PARIS	VARIABLE	635,600,079.86			-	-	-	635,600,079.86	(180,553.55)	635,419,526.31
	MULTILATERALES	VARIABLE	57,571,056.79			-	-	-	57,571,056.79	(16,354.09)	57,554,702.71
	BILATERALES	VARIABLE	149,837,647.01			-	-	-	149,837,647.01	(42,564.06)	149,795,082.95
BID - CONV. SUBSIDIARIO	2016/BL-HO	VARIABLE 0.25%	481,992,276.92 211,058,730.00			- -	- -	- -	481,992,276.92 211,058,730.00	(136,918.51) (59,955.00)	481,855,358.41 210,998,775.00
BID - CONV. SUBSIDIARIO	3103/BL-HO	VARIABLE 0.25%	395,528,742.00 169,512,318.00			- -	- -	- -	395,528,742.00 169,512,318.00	(112,357.00) (48,153.00)	395,416,385.00 169,464,165.00

919



GERENCIA FINANCIERA
DEPARTAMENTO DE ANALISIS Y PROGRAMACION FINANCIERA
MOVIMIENTO SERVICIO DEUDA INTERNA DICIEMBRE DEL 2019



(CIFRAS EN LEMPIRAS)

INSTITUCION FINANCIERA	REFERENCIA PRÉSTAMO	TASA DE INTERES	30.11.2019	DESEMBOLSOS	SERVICIO DEUDA PAGADO				31.12.2019	REVALUACION	31.12.2019
					PRINCIPAL	INTERESES	COMISION	TOTAL	SIN REVALUACION		REVALUADO
BID - CONV. SUBSIDIARIO CUENTA - FDO. CONTRAVALOR HONDURAS-ESPAÑA TESORERIA GENERAL DE LA REPUBLICA	3435/BL-HO	VARIABLE 0.25%	324,970,238.87 108,222,025.91	49,295,200.00 -		- -	- -	- -	374,265,438.87 108,222,025.91	(117,513.60) (30,742.40)	374,147,925.27 108,191,283.51
	CONV. CONVERSIÓN ICO		249,375,500.93			-	-	-	249,375,500.93	(70,839.56)	249,304,661.37
	CUT - LPS		-			-	-	-	-	-	-
	CUT - USD		-			-	-	-	-	-	-
TOTAL TRANSMISION			2,783,668,616.29	49,295,200.00	-	-	-	-	2,832,963,816.29	(815,950.76)	2,832,147,865.53
HOLDING GOBIERNO CENTRAL											
IDA- CONV. SUBSIDIARIO	4536-HN	0.75%	616,050,000.00			-	-	-	616,050,000.00	(175,000.00)	615,875,000.00
TOTAL HOLDING			616,050,000.00	-	-	-	-	-	616,050,000.00	(175,000.00)	615,875,000.00
TOTAL			40,245,444,621.07	7,275,299,109.39	3,221,880,161.17	1,244,255,567.15	5,810,098.19	4,471,945,826.51	44,298,863,569.29	3,159,823,000.76	47,458,686,570.05



DEPARTAMENTO DE ANALISIS Y PROGRAMACION FINANCIERA
RESUMEN MOVIMIENTO DEL SERVICIO DE LA DEUDA EXTERNA
AL 31 DE DICIEMBRE DE 2019

INSTITUCION FINANCIERA	MDA	30.11.2019	DESEMBOLSOS	SERVICIO DE LA DEUDA PAGADA				SALDO AL 31.12.2019 SIN REVALUACION	REVALUACION	SALDO AL 31.12.2019 REVALUADO
				PRINCIPAL	INTERESES	COMISION	TOTAL			
GENERACION	LPS	6,248,742,847.71	-	366,808,822.13	200,201,518.61	2,522,054.42	569,532,395.16	6,425,636,411.94	(464,078.22)	6,425,172,333.71
TOTAL DEUDA EXTERNA		6,248,742,847.71	-	366,808,822.13	200,201,518.61	2,522,054.42	569,532,395.16	6,425,636,411.94	(464,078.22)	6,425,172,333.71

FILE: REVALUACION MENSUAL 2019- DICIEMBRE

AUTORIZADO POR:


ANA LOURDES AGUILAR
 JEFE DEPARTAMENTO DE ANALISIS
 Y PROGRAMACION FINANCIERA



DEPARTAMENTO DE ANALISIS Y PROGRAMACION FINANCIERA
MOVIMIENTO DEL SERVICIO DE LA DEUDA EXTERNA
AL 31 DE DICIEMBRE DE 2019

INSTITUCION FINANCIERA	REFERENCIA DE PRESTAMO	MDA	30.11.2019	DESEMBOLSOS	SERVICIO DE LA DEUDA PAGADA				SALDO AL 31.12.2019 SIN REVALUACION	REVALUACION	SALDO AL 31.12.2019 REVALUADO
					PRINCIPAL	INTERESES	COMISION	TOTAL			
GENERACION											
BCA. COMERC. EXTERNA											
B.N.P.	240982	LPS	5,751,377.25					-	5,751,377.25	(1,633.78)	5,749,743.47
INDUSTRIAL AND COMMERCIAL BANK OF CHINA *	LINEA DE CREDITO USD 297,719,934.10	LPS	6,741,094,406.34	-	366,808,822.13	200,201,518.61	2,522,054.42	569,532,395.16	6,374,285,584.21	(1,822,635.03)	6,372,462,949.18
CLUB DE PARIS SUIZA											
SERV	CP V	LPS	3,064,060.70		-	-	-	-	3,064,060.70	91,398.17	3,155,458.88
SERV	CP VI	LPS	42,535,389.77		-	-	-	-	42,535,389.77	1,268,792.41	43,804,182.18
TOTAL DEUDA EXTERNA			6,792,445,234.07	-	366,808,822.13	200,201,518.61	2,522,054.42	569,532,395.16	6,425,636,411.94	(464,078.22)	6,425,172,333.71

FILE: REVALUACION MENSUAL 2019- DICIEMBRE

ELT/HR



DEPARTAMENTO DE ANALISIS Y PROGRAMACION FINANCIERA
MOVIMIENTO DEL SERVICIO DE LA DEUDA EXTERNA
AL 31 DE DICIEMBRE DE 2019

INSTITUCION FINANCIERA	REFERENCIA DE PRESTAMO	MDA MONEDA	30.11.2019	DESEMBOLSOS	SERVICIO DE LA DEUDA PAGADA				SALDO AL 31.12.2019 SIN REVALUACION	REVALUACION	SALDO AL 31.12.2019 REVALUADO
					PRINCIPAL	INTERESES	COMISION	TOTAL			
GENERACION											
BCA. COMERC. EXTERNA											
B.N.P.	240982	USD	233,397.34					-	233,397.34	-	233,397.34
INDUSTRIAL AND COMMERCIAL BANK OF CHINA *	LINEA DE CREDITO USD 297,719,934.10	USD	273,561,172.24	-	14,885,996.71	8,124,665.95	102,351.12	23,113,013.78	258,675,175.53	-	258,675,175.53
CLUB DE PARIS											
SUIZA SERV	CP V	USD	124,343.02		-	-	-	-	124,343.02	3,745.43	128,088.45
SERV	CP VI	USD	1,726,133.83		-	-	-	-	1,726,133.83	51,994.13	1,778,127.96
TOTAL DEUDA EXTERNA			275,645,046.43	-	14,885,996.71	8,124,665.95	102,351.12	23,113,013.78	260,759,049.72	55,739.55	260,814,789.27

FILE: REVALUACION MENSUAL 2019- DICIEMBRE

ELT/HR



DEPARTAMENTO DE ANALISIS Y PROGRAMACION FINANCIERA
MOVIMIENTO DEL SERVICIO DE LA DEUDA EXTERNA
AL 31 DE DICIEMBRE DE 2019

INSTITUCION FINANCIERA	REFERENCIA DE PRESTAMO	MDA	30.11.2019	DESEMBOLSOS	SERVICIO DE LA DEUDA PAGADA				SALDO AL 31.12.2019
	REFERENCIA DE PRESTAMO	MONEDA		DESEMBOLSO	PRINCIPAL	INTERESES	COMISION	TOTAL	
GENERACION									
BCA. COMERC. EXTERNA									
B.N.P.	240982	USD	233,397.34					-	233,397.34
INDUSTRIAL AND COMMERCIAL BANK OF CHINA *	LINEA DE CREDITO USD 297,719,934.10	USD	273,561,172.24	-	14,885,996.71	8,124,665.95	102,351.12	23,113,013.78	258,675,175.53
CLUB DE PARIS									
SUIZA SERV	CP V	CHF	124,168.94		-	-	-	-	124,168.94
SERV	CP VI	CHF	1,723,717.24		-	-	-	-	1,723,717.24

FILE: REVALUACION MENSUAL 2019- DICIEMBRE

ELT/HR

