

Tel.: (504) 2235-2928

Gerencia Financiera

APARTADO No. 99

**MEMORANDO**

DPPF-199-2019

**PARA :** ABOG. LUIS FERNANDO CRUZ MUÑOZ  
JEFE UNIDAD DE TRANSPARENCIA

**DE :** LIC. ANA LOURDES AGUILAR  
JEFE DEPARTAMENTO DE PLANIFICACIÓN Y PROGRAMACION  
FINANCIERA

**ASUNTO :** INFORMES DEUDA EXTERNA E INTERNA SEPTIEMBRE/2019

**FECHA :** 15 DE OCTUBRE DE 2019



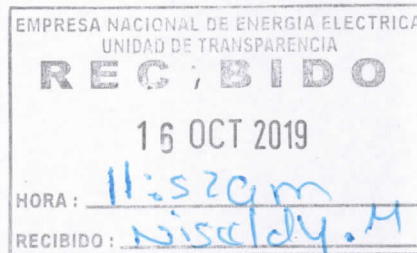
En cumplimiento al Memorándum – Circular No. GG-229, adjunto remito los Informes Preliminares de la Situación de la Deuda al 30 de Septiembre de 2019

- Movimiento del Servicio de la Deuda Externa en Moneda Contratada, US Dólares y Lempiras.
- Movimiento del Servicio de la Deuda Interna en Lempiras.
- Deuda Vencida y Pendiente de pago en US Dólares y Lempiras

Atentamente,

- 📁 Ing. Leonardo Deras – Gerente General ENEE
- 📁 Abog. Francisco Ayes Callejas – Asesor Legal
- 📁 Ing. Anibal Bendezú - Gerente Financiero ENEE
- 📁 Archivo

AA/ELT




DEPARTAMENTO DE PLANIFICACION Y PROGRAMACION FINANCIERA

RESUMEN SERVICIO DEUDA VENCIDA PENDIENTE DE PAGO  
AL 30 DE SEPTIEMBRE DEL 2019

(Cifras en Lempiras)

CONCEPTO	PRINCIPAL	INTERESES	INTERESES MORATORIOS	COMISIONES	TOTAL
<b>PRESTAMOS DEUDA EXTERNA E INTERNA</b>					
GENERACION	3,437,732,869.86	2,452,292,684.54	78,214,189.22	52,582,432.50	6,020,822,176.12
DISTRIBUCION	147,598,811.47	62,049,442.62	3,684,064.90	-	213,332,318.99
TRANSMISION	910,752,749.10	236,939,058.98	5,087,769.22	9,967,274.41	1,162,746,851.71
HOLDING	30,782,000.00	-	-	18,469,200.00	49,251,200.00
	<b>4,526,866,430.43</b>	<b>2,751,281,186.14</b>	<b>86,986,023.35</b>	<b>81,018,906.91</b>	<b>7,446,152,546.82</b>
<b>TOTAL DEUDA EXTERNA E INTERNA</b>	<b>4,526,866,430.43</b>	<b>2,751,281,186.14</b>	<b>86,986,023.35</b>	<b>81,018,906.91</b>	<b>7,446,152,546.82</b>

AUTORIZADO POR:

  
ANA LOURDES AGUILAR  
JEFE DEPARTAMENTO DE PLANIFICACION  
Y PROGRAMACION FINANCIERA




DEPARTAMENTO DE PLANIFICACION Y PROGRAMACION FINANCIERA

SERVICIO DEUDA VENCIDA Y PENDIENTE DE PAGO  
AL 30 DE SEPTIEMBRE DEL 2019

(Cifras en Lempiras)

INSTITUCION FINANCIERA	NUMERO PRESTAMO	PRINCIPAL	INTERESES	INTERESES MORATORIOS	COMISIONES	TOTAL
<b>DEUDA EXTERNA</b>						
<b>GENERACION</b>						
SUIZA						
SERV	CP V			-	-	-
SERV	CP VI			-	-	-
BNP	240982	5,747,548.80	3,816,213.72	-	-	9,563,762.52
<b>Total Deuda Externa</b>		<b>5,747,548.80</b>	<b>3,816,213.72</b>	<b>-</b>	<b>-</b>	<b>9,563,762.52</b>

<b>DEUDA INTERNA</b>						
<b>ERP</b>						
<b>GENERACION</b>						
<b>Multilaterales</b>						
IDA	0116-HO	37,324,877.61	-	-	1,539,651.01	38,864,528.62
	0989-HO	177,304,320.00	-	-	22,273,855.20	199,578,175.20
	2417-HO	75,314,526.37	-	-	22,034,858.47	97,349,384.84
BID	572/SF-HO	780,652,861.34	98,042,778.26	-	-	878,695,639.60
<b>Sub-total Multilaterales</b>		<b>1,070,596,585.32</b>	<b>98,042,778.26</b>	<b>-</b>	<b>45,848,364.68</b>	<b>1,214,487,728.26</b>
<b>Club de paris</b>						
<b>Alemania</b>						
KFW	197965593	86,611,417.03	13,025,599.43	-	-	99,637,016.47
	199165713	8,068,347.40	1,875,891.20	-	-	9,944,238.59
	199165614 - CP I	1,142,686.94	39,041.62	-	-	1,181,728.56
	199365586 - CP II	288,145.47	76,345.67	-	-	364,491.14
	199665969 - CP III	116,480.49	50,751.85	-	-	167,232.35
	200065011 - CP IV - T1	246,667.96	887,897.57	-	-	1,134,565.54
	200065011 - CP IV - T2	203.75	733.41	-	-	937.16
	200065011 - CP IV - T3	333,862.24	3,806.14	-	-	337,668.39
	200065011 - CP IV - T4	52,763.01	601.51	-	-	53,364.52
		<b>96,860,574.31</b>	<b>15,960,668.41</b>	<b>-</b>	<b>-</b>	<b>112,821,242.71</b>
HERMES	HERMES I	13,166,587.16	913,614.82	-	-	14,080,201.99
	HERMES CP II	45,860,282.19	28,629,892.39	-	-	74,490,174.58
	HERMES CP III	4,984,711.39	3,736,609.79	-	-	8,721,321.18
	HERMES CP IV	44,225,365.83	81,580,684.96	-	-	125,806,050.80
	HERMES 1era. Capital. CP IV	745,140.29	1,374,529.20	-	-	2,119,669.49
	HERMES 2da. Capital. CP IV	5,195,731.32	572,829.43	-	-	5,768,560.75
	HERMES 3ra. Capital. CP IV	414,744.26	45,725.58	-	-	460,469.84
		<b>114,592,562.44</b>	<b>116,853,886.17</b>	<b>-</b>	<b>-</b>	<b>231,446,448.62</b>
<b>FRANCIA</b>						
COFACE	CP I	10,786,102.74	408,585.02	-	-	11,194,687.76
	CP II	91,435,070.25	32,038,724.36	-	-	123,473,794.61
	CP IV	43,638,816.65	51,952,321.29	-	-	95,591,137.94
	CP IV - CAPITALIZACIÓN	5,268,242.22	333,408.27	-	-	5,601,650.49
		<b>151,128,231.86</b>	<b>84,733,038.94</b>	<b>-</b>	<b>-</b>	<b>235,861,270.80</b>
<b>ITALIA</b>						
SACE	HOND 1 (CP I)	19,808,568.23	1,246,082.75	-	-	21,054,650.98
	HOND 2 (CP II)	163,575,618.42	12,461,206.01	-	-	176,036,824.43
	HOND 3 (CP III)	38,509,619.44	3,469,081.54	-	-	41,978,700.98
	HOND 4 (CP IV)	80,505,702.13	71,912,388.07	-	-	152,418,090.19
	HOND 4 (CP IV 1era. CAPITAL)	5,068,453.30	220,555.37	-	-	5,289,008.68
	HOND 4 (CP IV 2da. CAPITAL)	249,391.09	10,738.45	-	-	260,129.53
		<b>307,717,352.61</b>	<b>89,320,052.18</b>	<b>-</b>	<b>-</b>	<b>397,037,404.78</b>
<b>JAPON</b>						
EXIMBANK-JAPON	R1 - (CP I)	174,135,243.87	25,837,572.77	23,810,936.58	-	223,783,752.22
	R2 - (CP II)	183,669,799.25	37,815,934.57	4,575,371.50	-	226,061,105.31
	R2 - (CP II - CAPITAL)	11,837,717.45	-	290,500.86	-	12,128,218.31
	R3 - (CP III)	23,215,165.07	6,000,741.13	574,839.37	-	29,790,745.58
	R3 - (CP III - CAPITAL)	1,579,090.69	-	37,354.30	-	1,616,444.99
	R4 - (CP IV 2,005 MM)	87,169,823.25	135,074,724.43	912,112.32	-	223,156,660.01
	R4 - (CP IV 201 MM)	8,776,969.08	38,803,150.30	504,115.37	-	48,084,234.74
	R4 - (CP IV 2da FASE)	15,121,830.58	3,935,155.86	1,109,056.03	-	20,166,042.48
	R4 - (CP IV 3era FASE)	8,151,394.48	-	-	-	8,151,394.48
		<b>513,657,033.74</b>	<b>247,467,279.06</b>	<b>31,814,286.33</b>	<b>-</b>	<b>792,938,599.13</b>
<b>JBIC</b>						
	HO - P1	669,774,033.62	105,540,412.43	31,540,683.72	-	806,855,129.77
	HO - R1 (CP I)	149,203,095.02	26,250,592.68	5,474,764.48	-	180,928,452.17
	HO - R2 (CP II)	215,362,669.37	255,171,632.17	4,140,253.37	-	474,674,554.91







DEPARTAMENTO DE PLANIFICACION Y PROGRAMACION FINANCIERA

SERVICIO DEUDA VENCIDA Y PENDIENTE DE PAGO  
AL 30 DE SEPTIEMBRE DEL 2019

(Cifras en Lempiras)

INSTITUCION FINANCIERA	NUMERO PRESTAMO	PRINCIPAL	INTERESES	INTERESES MORATORIOS	COMISIONES	TOTAL
SUIZA SERV	HO - R3 (CP III)	18,546,972.44	36,591,059.76	524,488.15	-	55,662,520.35
	HO - R4 (CP IV)	24,333,760.59	285,581,463.81	4,719,713.16	-	314,634,937.56
		<b>1,077,220,531.03</b>	<b>709,135,160.85</b>	<b>46,399,902.88</b>	-	<b>1,832,755,594.77</b>
	SERV - CP II	52,747,931.90	1,771,418.55	-	-	54,519,350.45
	SERV - CP III	39,645,952.68	338,592.33	-	-	39,984,545.01
	SERV - CP IV	3,776,562.91	1,725,222.45	-	-	5,501,785.36
	154,254.88	3,996.93	-	-	158,251.81	
	<b>96,324,702.37</b>	<b>3,839,230.26</b>	-	-	<b>100,163,932.63</b>	
<b>Club de paris</b>						
ESTADOS UNIDOS EXIMBANK-USA	R - 190 Q (CP II)	860,101.29	419,298.96	-	-	1,279,400.24
	R-244-Q (CP IV)	2,637,952.39	5,288,991.16	-	-	7,926,943.54
	R-244-R (CP IV CAPITALIZACIÓN)	389,693.72	46,086.58	-	-	435,780.30
		<b>3,887,747.39</b>	<b>5,754,376.69</b>	-	-	<b>9,642,124.08</b>
<b>Sub total - Club de Paris</b>		<b>2,361,388,735.74</b>	<b>1,273,063,692.56</b>	<b>78,214,189.22</b>	-	<b>3,712,666,617.52</b>
<b>Total Generacion - ERP</b>		<b>3,431,985,321.06</b>	<b>1,371,106,470.82</b>	<b>78,214,189.22</b>	<b>45,848,364.68</b>	<b>4,927,154,345.79</b>
<b>DISTRIBUCION</b>						
<b>Multilaterales</b>						
BID	936/SF-HO	141,936,623.41	61,709,711.35	-	-	203,646,334.76
<b>Bilaterales</b>						
FIV	Arreglo de Pagos N° I (REORG. DEUDA)	5,662,188.06	339,731.26	3,684,064.90	-	9,685,984.23
<b>Total Distribucion - ERP</b>		<b>147,598,811.47</b>	<b>62,049,442.62</b>	<b>3,684,064.90</b>	-	<b>213,332,318.99</b>
<b>TRANSMISION</b>						
<b>Multilaterales</b>						
IDA	0201-HO	52,930,120.83	-	-	2,778,831.47	55,708,952.30
<b>Club de paris</b>						
Alemania KFW	199165614 - CP I	1,142,686.94	39,041.62	-	-	1,181,728.56
	199365586 - CP II	288,145.47	76,345.67	-	-	364,491.14
	199665969 - CP III	116,480.49	50,751.85	-	-	167,232.35
	200065011 - CP IV - T1	674,181.48	2,426,760.67	-	-	3,100,942.15
	200065011 - CP IV - T2	1,494.15	5,378.37	-	-	6,872.51
	200065011 - CP IV - T4	142,655.91	1,626.32	-	-	144,282.23
		<b>2,365,644.44</b>	<b>2,599,904.51</b>	-	-	<b>4,965,548.95</b>
ESPAÑA ICO	01039001.0 (150688)	17,066,127.00	457,859.84	-	-	17,523,986.83
	REPROGRAMACION 01039014.0	8,807,687.87	-	-	-	8,807,687.87
	01039014.0	59,205,127.57	8,561,514.12	-	-	67,766,641.69
	11039001.0 (CP I)	4,399,790.51	217,713.25	-	-	4,617,503.76
	11039002.0 (CP II)	62,934,888.64	25,372,258.09	-	-	88,307,146.74
	11039003.0 (CP III)	20,606,114.15	15,268,301.18	-	-	35,874,415.33
	11039004.1 (CP V)	-	6,080,738.32	-	-	6,080,738.32
		<b>173,019,735.73</b>	<b>55,958,384.81</b>	-	-	<b>228,978,120.54</b>
CESCE	CP I	4,064,615.08	112,893.13	-	-	4,177,508.21
	CP II	28,722,383.22	8,784,002.03	-	-	37,506,385.25
	CP III	17,391,901.53	152,170.36	-	-	17,544,071.89
	CP IV	912,790.39	44,765.53	-	-	957,555.93
	CP IV - DIFERIMIENTO III FASE	8,879,658.18	906,324.75	-	-	9,785,982.93
	CP IV - REORG. DEUDA BBV,BEX	88,104,000.19	4,927,543.51	-	-	93,031,543.70
	CP IV - REORGANIZACIÓN DEUDA	8,160,471.55	1,597,676.99	-	-	9,758,148.54
	CP V - DIFER. DEUDA POST CLT	55,218,523.96	4,596,750.39	-	-	59,815,274.35
	CP VI - RESTRUCT. DEUDA	112,572,073.14	15,399,566.24	-	-	127,971,639.39
		<b>324,026,417.24</b>	<b>36,521,692.94</b>	-	-	<b>360,548,110.18</b>
<b>Sub total - Club de Paris</b>		<b>499,411,797.42</b>	<b>95,079,982.26</b>	-	-	<b>594,491,779.68</b>
<b>Bilaterales</b>						
FIV	Arreglo de Pagos N° I (REORG. DEUDA)	5,063,684.38	303,821.04	3,294,652.47	-	8,662,157.90
	Arreglo de Pagos N° II (DÓLAR DEUDA)	2,655,010.70	133,015.95	1,793,116.75	-	4,581,143.40
<b>Sub total - Bilaterales</b>		<b>7,718,695.08</b>	<b>436,836.99</b>	<b>5,087,769.22</b>	-	<b>13,243,301.29</b>
<b>Total Transmision - ERP</b>		<b>560,060,613.32</b>	<b>95,516,819.25</b>	<b>5,087,769.22</b>	<b>2,778,831.47</b>	<b>663,444,033.27</b>





DEPARTAMENTO DE PLANIFICACION Y PROGRAMACION FINANCIERA

SERVICIO DEUDA VENCIDA Y PENDIENTE DE PAGO  
AL 30 DE SEPTIEMBRE DEL 2019

(Cifras en Lempiras)

INSTITUCION FINANCIERA	NUMERO PRESTAMO	PRINCIPAL	INTERESES	INTERESES MORATORIOS	COMISIONES	TOTAL
<b>Total Deuda Interna - ERP</b>		<b>4,139,644,745.85</b>	<b>1,528,672,732.69</b>	<b>86,986,023.35</b>	<b>48,627,196.15</b>	<b>5,803,930,698.04</b>
<b>Deuda Interna Gobierno Central</b>						
<b>GENERACION</b>						
CTA. JICA - CONV. SUBSIDIARIO	HO-P6	-	-	-	6,734,067.82	6,734,067.82
Bono Soberano	Prestamo Bono Soberano	-	1,077,370,000.00	-	-	1,077,370,000.00
<b>Total - Generacion Gobierno Central</b>		<b>-</b>	<b>1,077,370,000.00</b>	<b>-</b>	<b>6,734,067.82</b>	<b>1,084,104,067.82</b>
<b>DISTRIBUCION</b>						
<b>Banco Central de Honduras</b>						
<b>BONOS FIDEICOMISO RECUPERACION DE PERDIDAS ENEE - 2013 (RPE-2013)</b>						
FICOHSA	(LPS) ISIN HNENEE 00005-1 (USD) ISIN HNENEE 00003-3	-	-	-	-	-
BANPAIS	(LPS) ISIN HNENEE 00005-1	-	-	-	-	-
<b>Total Distribucion</b>		<b>-</b>	<b>-</b>	<b>-</b>	<b>-</b>	<b>-</b>
<b>TRANSMISION</b>						
<b>Banco Central de Honduras</b>						
<b>BONOS FIDEICOMISO RECUPERACION DE PERDIDAS ENEE - 2013 (RPE-2013)</b>						
<b>(LPS) ISIN HNENEE 00006-3</b>						
<b>CUENTA FDO. DE CONTRAVALOR HONDURAS - ESPAÑA</b>						
ICO	01039004.0 (030491)	136,623,050.01	11,948,350.04	-	-	148,571,400.05
	11039004.2 (CP V - Consol. Diferida)	77,524,506.75	5,401,950.73	-	-	82,926,457.48
	11039005.0 (CP VI)	2,657,157.85	166,279.01	-	-	2,823,436.86
	01039014.0	11,100,961.42	3,787,278.15	-	-	14,888,239.56
		<b>227,905,676.03</b>	<b>21,303,857.93</b>	<b>-</b>	<b>-</b>	<b>249,209,533.96</b>
CTA. BID - CONV. SUBSIDIARIO	1584/SF-HO	49,488,622.62	27,468,483.13	-	-	76,957,105.75
	2016/BLHO	73,297,837.12	45,712,096.60	-	-	119,009,933.72
	3103/BL-HO	-	38,298,077.92	-	1,740,058.24	40,038,136.16
	3435/BL-HO	-	8,639,724.16	-	5,448,384.70	14,088,108.86
		<b>122,786,459.75</b>	<b>120,118,381.80</b>	<b>-</b>	<b>7,188,442.94</b>	<b>250,093,284.49</b>
<b>Total - Transmision Gobierno Central</b>		<b>350,692,135.77</b>	<b>141,422,239.73</b>	<b>-</b>	<b>7,188,442.94</b>	<b>499,302,818.45</b>
<b>HOLDING</b>						
CTA. IDA - CONV. SUBSIDIARIO	4536-HN	30,782,000.00	-	-	18,469,200.00	49,251,200.00
<b>Total - Otros Gobierno Central</b>		<b>30,782,000.00</b>	<b>-</b>	<b>-</b>	<b>18,469,200.00</b>	<b>49,251,200.00</b>
<b>Total Deuda Interna Gobierno Central</b>		<b>381,474,135.77</b>	<b>1,218,792,239.73</b>	<b>-</b>	<b>32,391,710.76</b>	<b>1,632,658,086.26</b>
<b>Total General Deuda Interna</b>		<b>4,521,118,881.63</b>	<b>2,747,464,972.42</b>	<b>86,986,023.35</b>	<b>81,018,906.91</b>	<b>7,436,588,784.31</b>
<b>TOTAL DEUDA EXTERNA E INTERNA</b>		<b>4,526,866,430.43</b>	<b>2,751,281,186.14</b>	<b>86,986,023.35</b>	<b>81,018,906.91</b>	<b>7,446,152,546.82</b>




GERENCIA FINANCIERA

RESUMEN SERVICIO DEUDA VENCIDA PENDIENTE DE PAGO  
AL 30 DE SEPTIEMBRE DEL 2019

(Cifras en Dolares)

CONCEPTO	PRINCIPAL	INTERESES	INTERESES MORATORIOS	COMISIONES	TOTAL
<b>PRESTAMOS DEUDA EXTERNA E INTERNA</b>					
GENERACION	139,599,963.85	99,583,063.34	3,176,133.34	2,135,275.18	244,494,435.71
DISTRIBUCION	5,993,714.32	2,519,712.93	149,603.05	-	8,663,030.30
TRANSMISION	36,983,982.08	9,621,656.28	206,604.88	404,752.55	47,216,995.80
HOLDING	1,250,000.00	-	-	750,000.00	2,000,000.00
	<b>183,827,660.26</b>	<b>111,724,432.55</b>	<b>3,532,341.28</b>	<b>3,290,027.73</b>	<b>302,374,461.81</b>
<b>TOTAL DEUDA EXTERNA E INTERNA</b>	<b>183,827,660.26</b>	<b>111,724,432.55</b>	<b>3,532,341.28</b>	<b>3,290,027.73</b>	<b>302,374,461.81</b>

AUTORIZADO POR:

  
ANA LOURDES AGUILAR  
JEFE DEPARTAMENTO DE PLANIFICACION  
Y PROGRAMACION FINANCIERA





GERENCIA FINANCIERA  
SERVICIO DEUDA VENCIDA Y PENDIENTE DE PAGO  
AL 30 DE SEPTIEMBRE DEL 2019

(Cifras en Dolares)

INSTITUCION FINANCIERA	NUMERO PRESTAMO	PRINCIPAL	INTERESES	INTERESES MORATORIOS	COMISIONES	TOTAL
<b>DEUDA EXTERNA</b>						
<b>GENERACION</b>						
SUIZA						
SERV	CP V					
SERV	CP VI					
BNP	240982	233,397.31	154,969.37			388,366.68
<b>Total Deuda Externa</b>		<b>233,397.31</b>	<b>154,969.37</b>	<b>-</b>	<b>-</b>	<b>388,366.68</b>

<b>DEUDA INTERNA</b>						
<b>ERP</b>						
<b>GENERACION</b>						
<b>Multilaterales</b>						
IDA	0116-HO	1,515,694.14	-	-	62,522.38	1,578,216.52
	0989-HO	7,200,000.00	-	-	904,500.00	8,104,500.00
	2417-HO	3,058,383.40	-	-	894,794.79	3,953,178.19
BID	572/SF-HO	31,700,866.63	3,981,335.61	-	-	35,682,202.24
<b>Sub-total Multilaterales</b>		<b>43,474,944.18</b>	<b>3,981,335.61</b>	<b>-</b>	<b>1,861,817.16</b>	<b>49,318,096.95</b>
<b>Club de paris</b>						
<b>Alemania</b>						
KFW	197965593	3,517,129.21	528,945.46	-	-	4,046,074.67
	199165713	327,640.64	76,176.47	-	-	403,817.11
	199165614 - CP I	46,402.40	1,585.41	-	-	47,987.81
	199365586 - CP II	11,701.05	3,100.26	-	-	14,801.31
	199665969 - CP III	4,730.06	2,060.94	-	-	6,791.00
	200065011 - CPIV - T1	10,016.73	36,055.88	-	-	46,072.60
	200065011 - CPIV - T2	8.27	29.78	-	-	38.05
	200065011 - CPIV - T3	13,557.53	154.56	-	-	13,712.09
	200065011 - CPIV - T4	2,142.61	24.43	-	-	2,167.03
		<b>3,933,328.50</b>	<b>648,133.18</b>	<b>-</b>	<b>-</b>	<b>4,581,461.68</b>
HERMES	HERMES I	534,670.72	37,100.21	-	-	571,770.92
	HERMES CP II	1,862,301.11	1,162,606.90	-	-	3,024,908.01
	HERMES CP III	202,419.90	151,736.80	-	-	354,156.70
	HERMES CP IV	1,795,910.18	3,312,840.50	-	-	5,108,750.68
	HERMES 1era. Capital. CP IV	30,258.77	55,817.08	-	-	86,075.85
	HERMES 2da. Capital. CP IV	210,989.02	23,261.54	-	-	234,250.57
	HERMES 3ra. Capital. CP IV	16,842.00	1,856.83	-	-	18,698.83
		<b>4,653,391.69</b>	<b>4,745,219.86</b>	<b>-</b>	<b>-</b>	<b>9,398,611.55</b>
<b>FRANCIA</b>						
<b>COFACE</b>						
	CP I	438,003.65	16,591.88	-	-	454,595.53
	CP II	3,713,008.83	1,301,033.25	-	-	5,014,042.08
	CP IV	1,772,091.51	2,109,687.53	-	-	3,881,779.04
	CP IV - CAPITALIZACIÓN	213,933.56	13,539.09	-	-	227,472.65
		<b>6,137,037.55</b>	<b>3,440,851.75</b>	<b>-</b>	<b>-</b>	<b>9,577,889.30</b>
<b>ITALIA</b>						
<b>SACE</b>						
	HOND 1 (CP I)	804,389.26	50,601.11	-	-	854,990.37
	HOND 2 (CP II)	6,642,502.86	506,026.49	-	-	7,148,529.35
	HOND 3 (CP III)	1,563,804.31	140,872.98	-	-	1,704,677.29
	HOND 4 (CP IV)	3,269,187.44	2,920,228.87	-	-	6,189,416.31
	HOND 4 (CP IV 1era. CAPITAL)	205,820.50	8,956.35	-	-	214,776.85
	HOND 4 (CP IV 2da. CAPITAL)	10,127.31	436.07	-	-	10,563.38
		<b>12,495,831.68</b>	<b>3,627,121.86</b>	<b>-</b>	<b>-</b>	<b>16,122,953.54</b>
<b>JAPON</b>						
<b>EXIMBANK-JAPON</b>						
	R1 - (CP I)	7,071,309.69	1,049,215.97	966,918.03	-	9,087,443.69
	R2 - (CP II)	7,458,490.32	1,535,635.05	185,797.36	-	9,179,922.74
	R2 - (CP II - CAPITAL)	480,707.78	-	11,796.70	-	492,504.48
	R3 - (CP III)	942,724.85	243,678.98	23,343.16	-	1,209,746.99
	R3 - (CP III - CAPITAL)	64,123.95	-	1,516.89	-	65,640.84
	R4 - (CP IV 2,005 MM)	3,539,805.05	5,485,134.35	37,039.19	-	9,061,978.59
	R4 - (CP IV 201 MM)	356,416.46	1,575,724.06	20,471.19	-	1,952,611.70
	R4 - (CP IV 2da FASE)	614,069.53	159,799.39	45,036.71	-	818,905.63
	R4 - (CP IV 3era FASE)	331,013.03	-	-	-	331,013.03
		<b>20,858,660.65</b>	<b>10,049,187.80</b>	<b>1,291,919.24</b>	<b>-</b>	<b>32,199,767.69</b>
<b>JBIC</b>						
	HO - P1	27,198,282.83	4,285,800.65	1,280,808.74	-	32,764,892.22
	HO - R1 (CP I)	6,058,861.31	1,065,987.94	222,320.04	-	7,347,169.29
	HO - R2 (CP II)	8,745,479.07	10,362,047.31	168,128.02	-	19,275,654.40



GERENCIA FINANCIERA  
SERVICIO DEUDA VENCIDA Y PENDIENTE DE PAGO  
AL 30 DE SEPTIEMBRE DEL 2019

(Cifras en Dolares)

INSTITUCION FINANCIERA	NUMERO PRESTAMO	PRINCIPAL	INTERESES	INTERESES MORATORIOS	COMISIONES	TOTAL
SUIZA SERV	HO - R3 (CP III)	753,158.19	1,485,895.16	21,298.49	-	2,260,351.84
	HO - R4 (CP IV)	988,148.94	11,596,934.24	191,658.81	-	12,776,741.99
		43,743,930.34	28,796,665.29	1,884,214.11	-	74,424,809.74
	SERV - CP II	2,141,995.81	71,934.03	-	-	2,213,929.83
	SERV - CP III	1,609,948.70	13,749.61	-	-	1,623,698.31
	SERV - CP IV	153,359.22	70,058.09	-	-	223,417.31
	SERV - DIFERIMIENTO CPIV	6,264.00	162.31	-	-	6,426.31
		3,911,567.73	155,904.03	-	-	4,067,471.76
<b>Club de paris</b>						
ESTADOS UNIDOS EXIMBANK-USA	R - 190 Q (CP II)	34,927.12	17,026.95	-	-	51,954.07
	R-244-Q (CP IV)	107,122.36	214,776.13	-	-	321,898.49
	R-244-R (CP IV CAPITALIZACIÓN)	15,824.74	1,871.49	-	-	17,696.23
		157,874.22	233,674.58	-	-	391,548.80
<b>Sub total - Club de Paris</b>						
		95,891,622.37	51,696,758.36	3,176,133.34	-	150,764,514.06
<b>Total Generacion - ERP</b>		<b>139,366,566.54</b>	<b>55,678,093.97</b>	<b>3,176,133.34</b>	<b>1,861,817.16</b>	<b>200,082,611.61</b>
<b>DISTRIBUCION</b>						
<b>Multilaterales</b>						
BID	936/SF-HO	5,763,783.36	2,505,917.07	-	-	8,269,700.42
<b>Bilaterales</b>						
FIV	Arreglo de Pagos N° I (REORG. DEUDA)	229,930.97	13,795.86	149,603.05	-	393,329.88
<b>Total Distribucion - ERP</b>		<b>5,993,714.32</b>	<b>2,519,712.93</b>	<b>149,603.05</b>	<b>-</b>	<b>8,663,030.30</b>
<b>TRANSMISION</b>						
<b>Multilaterales</b>						
IDA	0201-HO	2,149,394.16	-	-	112,843.20	2,262,237.36
<b>Club de paris</b>						
Alemania KFW	199165614 - CP I	46,402.40	1,585.41	-	-	47,987.81
	199365586 - CP II	11,701.05	3,100.26	-	-	14,801.31
	199665969 - CP III	4,730.06	2,060.94	-	-	6,791.00
	200065011 - CP IV - T1	27,377.26	98,546.26	-	-	125,923.52
	200065011 - CP IV - T2	60.67	218.41	-	-	279.08
	200065011 - CP IV - T4	5,792.99	66.04	-	-	5,859.03
		96,064.44	105,577.31	-	-	201,641.74
ESPAÑA ICO	01039001.0 (150688)	693,023.80	18,592.84	-	-	711,616.64
	REPROGRAMACION 01039014.0	357,663.89	-	-	-	357,663.89
	01039014.0	2,404,210.56	347,667.23	-	-	2,751,877.79
	11039001.0 (CP I)	178,667.34	8,840.93	-	-	187,508.27
	11039002.0 (CP II)	2,555,669.25	1,030,320.40	-	-	3,585,989.65
	11039003.0 (CP III)	836,776.13	620,017.43	-	-	1,456,793.55
	11039004.1 (CP V)	-	246,927.52	-	-	246,927.52
		7,026,010.97	2,272,366.35	-	-	9,298,377.32
CESCE	CP I	165,056.49	4,584.38	-	-	169,640.87
	CP II	1,166,362.78	356,702.05	-	-	1,523,064.83
	CP III	706,252.90	6,179.36	-	-	712,432.26
	CP IV	37,066.73	1,817.85	-	-	38,884.57
	CP IV - DIFERIMIENTO III FASE	360,586.47	36,804.17	-	-	397,390.64
	CP IV - REORG. DEUDA BBV,BEX	3,577,740.25	200,098.41	-	-	3,777,838.66
	CP IV - REORGANIZACIÓN DEUDA	331,381.63	64,878.70	-	-	396,260.34
	CP V - DIFER. DEUDA POST CUT	2,242,321.97	186,665.52	-	-	2,428,987.49
	CP VI - RESTRUCT. DEUDA	4,571,343.36	625,347.86	-	-	5,196,691.22
		13,158,112.58	1,483,078.30	-	-	14,641,190.88
<b>Sub total - Club de Paris</b>		<b>20,280,187.99</b>	<b>3,861,021.96</b>	<b>-</b>	<b>-</b>	<b>24,141,209.95</b>
<b>Bilaterales</b>						
FIV	Arreglo de Pagos N° I (REORG. DEUDA)	205,626.84	12,337.61	133,789.73	-	351,754.19
	Arreglo de Pagos N° II (DÓLAR DEUDA)	107,815.07	5,401.53	72,815.15	-	186,031.75
<b>Sub total - Bilaterales</b>		<b>313,441.91</b>	<b>17,739.14</b>	<b>206,604.88</b>	<b>-</b>	<b>537,785.93</b>
<b>Total Transmision - ERP</b>		<b>22,743,024.06</b>	<b>3,878,761.10</b>	<b>206,604.88</b>	<b>112,843.20</b>	<b>26,941,233.24</b>





GERENCIA FINANCIERA  
SERVICIO DEUDA VENCIDA Y PENDIENTE DE PAGO  
AL 30 DE SEPTIEMBRE DEL 2019

(Cifras en Dolares)

INSTITUCION FINANCIERA	NUMERO PRESTAMO	PRINCIPAL	INTERESES	INTERESES MORATORIOS	COMISIONES	TOTAL
<b>Total Deuda Interna - ERP</b>		<b>168,103,304.93</b>	<b>62,076,567.99</b>	<b>3,532,341.28</b>	<b>1,974,660.36</b>	<b>235,686,874.56</b>
<b>Deuda Interna Gobierno Central</b>						
<b>GENERACION</b>						
CTA. JICA - CONV. SUBSIDIARIO	HO-P6	-	-	-	273,458.02	273,458.02
Bono Soberano	Prestamo Bono Soberano	-	43,750,000.00	-	-	43,750,000.00
<b>Total - Generacion Gobierno Central</b>		<b>-</b>	<b>43,750,000.00</b>	<b>-</b>	<b>273,458.02</b>	<b>44,023,458.02</b>
<b>DISTRIBUCION</b>						
<b>Banco Central de Honduras</b>						
<b>BONOS FIDEICOMISO RECUPERACION DE PERDIDAS ENEE - 2013 (RPE-2013)</b>						
FICOHSA	(LPS) ISIN HNENEE 00005-1 (USD) ISIN HNENEE 00003-3	-	-	-	-	-
BANPAIS	(LPS) ISIN HNENEE 00005-1	-	-	-	-	-
<b>Total Distribucion</b>		<b>-</b>	<b>-</b>	<b>-</b>	<b>-</b>	<b>-</b>
<b>TRANSMISION</b>						
<b>Banco Central de Honduras</b>						
<b>BONOS FIDEICOMISO RECUPERACION DE PERDIDAS ENEE - 2013 (RPE-2013)</b>						
BANCO ATLANTIDA	(LPS) ISIN HNENEE 00006-3	-	-	-	-	-
<b>CUENTA FDO. DE CONTRAVALOR HONDURAS - ESPAÑA</b>						
ICO	01039004.0 (030491)	5,548,008.98	485,200.36	-	-	6,033,209.35
	11039004.2 (CP V - Consol. Diferida)	3,148,126.61	219,363.21	-	-	3,367,489.83
	11039005.0 (CP VI)	107,902.26	6,752.28	-	-	114,654.54
	01039014.0	450,789.48	153,794.35	-	-	604,583.83
		<b>9,254,827.34</b>	<b>865,110.21</b>	<b>-</b>	<b>-</b>	<b>10,119,937.54</b>
CTA. BID - CONV. SUBSIDIARIO	1584/SF-HO	2,009,641.29	1,115,444.22	-	-	3,125,085.51
	2016/BLHO	2,976,489.39	1,856,283.57	-	-	4,832,772.96
	3103/BL-HO	-	1,555,214.00	-	70,660.54	1,625,874.54
	3435/BL-HO	-	350,843.19	-	221,248.81	572,092.00
		<b>4,986,130.68</b>	<b>4,877,784.98</b>	<b>-</b>	<b>291,909.35</b>	<b>10,155,825.02</b>
<b>Total - Transmision Gobierno Central</b>		<b>14,240,958.02</b>	<b>5,742,895.19</b>	<b>-</b>	<b>291,909.35</b>	<b>20,275,762.56</b>
<b>HOLDING</b>						
CTA. IDA - CONV. SUBSIDIARIO	4536-HN	1,250,000.00	-	-	750,000.00	2,000,000.00
<b>Total - Otros Gobierno Central</b>		<b>1,250,000.00</b>	<b>-</b>	<b>-</b>	<b>750,000.00</b>	<b>2,000,000.00</b>
<b>Total Deuda Interna Gobierno Central</b>		<b>15,490,958.02</b>	<b>49,492,895.19</b>	<b>-</b>	<b>1,315,367.37</b>	<b>66,299,220.58</b>
<b>Total General Deuda Interna</b>		<b>183,594,262.95</b>	<b>111,569,463.18</b>	<b>3,532,341.28</b>	<b>3,290,027.73</b>	<b>301,986,095.13</b>
<b>TOTAL DEUDA EXTERNA E INTERNA</b>		<b>183,827,660.26</b>	<b>111,724,432.55</b>	<b>3,532,341.28</b>	<b>3,290,027.73</b>	<b>302,374,461.81</b>

FILE: INFORMES MENSUALES SEPTIEMBRE /2019

ELT/





EMPRESA NACIONAL DE  
ENERGIA ELÉCTRICA  
ENEE


GERENCIA FINANCIERA

DEPARTAMENTO DE PLANIFICACION Y PROGRAMACION FINANCIERA  
RESUMEN MOVIMIENTO SERVICIO DEUDA INTERNA SEPTIEMBRE DEL 2019

(CIFRAS EN LEMPIRAS)

INSTITUCION FINANCIERA	REFERENCIA PRÉSTAMO	TASA DE INTERES	31.08.2019	DESEMBOLSOS	SERVICIO DEUDA PAGADO				30.09.2019	REVALUACION	30.09.2019
					PRINCIPAL	INTERESES	COMISION	TOTAL	SIN REVALUACION		REVALUADO
<b>DEUDA INTERNA</b>											
GENERACION			5,863,598,824.09	-	-	-	688.00	688.00	5,863,598,824.09	12,330,088.46	5,875,928,912.56
DISTRIBUCION			31,074,521,936.84	2,151,677.33	54,212,352.93	255,410,196.16	6,755,955.37	316,378,504.47	31,022,461,261.24	37,814,256.21	31,060,275,517.45
TRANSMISION			2,775,693,330.02	-	-	-	-	-	2,775,693,330.02	6,122,670.20	2,781,816,000.22
HOLDING			614,285,000.00	-	-	-	-	-	614,285,000.00	1,355,000.00	615,640,000.00
<b>GRAN TOTAL</b>			<b>40,328,099,090.96</b>	<b>2,151,677.33</b>	<b>54,212,352.93</b>	<b>255,410,196.16</b>	<b>6,756,643.37</b>	<b>316,379,192.47</b>	<b>40,276,038,415.36</b>	<b>57,622,014.87</b>	<b>40,333,660,430.23</b>

AUTORIZADO POR:

  
ANA LOURDES AGUILAR  
JEFE DEPARTAMENTO DE PLANIFICACION  
Y PROGRAMACION FINANCIERA





GERENCIA FINANCIERA  
DEPARTAMENTO DE PLANIFICACION Y PROGRAMACION FINANCIERA  
MOVIMIENTO SERVICIO DEUDA INTERNA SEPTIEMBRE DEL 2019

(CIFRAS EN LEMPIRAS)

INSTITUCION FINANCIERA	REFERENCIA PRÉSTAMO	TASA DE INTERES	31.08.2019	DESEMBOLSOS	SERVICIO DEUDA PAGADO				30.09.2019	REVALUACION	30.09.2019
					PRINCIPAL	INTERESES	COMISION	TOTAL	SIN REVALUACION		REVALUADO
<b>DEUDA INTERNA</b>											
<b>GENERACION</b>											
BCO.CENTRAL DE HONDURAS											
FONDO - ERP	CLUB DE PARIS MULTILATERALES	VARIABLE VARIABLE	4,380,890,685.85 1,438,140,100.18			-	-	-	4,380,890,685.85 1,438,140,100.18	9,663,441.04 3,172,273.19	4,390,554,126.89 1,441,312,373.37
CONV. SUBSIDIARIO - JICA	HO-P6	0.3% 0.01%	44,568,038.06	-			688.00	688.00	44,568,038.06	(505,625.76)	44,062,412.30
<b>TOTAL GENERACION</b>			<b>5,863,598,824.09</b>	-			<b>688.00</b>	<b>688.00</b>	<b>5,863,598,824.09</b>	<b>12,330,088.46</b>	<b>5,875,928,912.56</b>
<b>DISTRIBUCION</b>											
GOBIERNO CENTRAL											
FONDO - ERP	MULTILATERALES BILATERALES		324,232,457.59 5,649,725.46						324,232,457.59 5,649,725.46	715,197.31 12,462.26	324,947,654.91 5,662,187.71
GOBIERNO CENTRAL											
Gobierno Central	Ptamo Temporal Bono Soberano		4,553,496,299.16 12,371,962,023.29	-					4,553,496,299.16 12,371,962,023.29	- 27,290,278.20	4,553,496,299.16 12,399,252,301.49
Banca Privada											
FICOHSA 26MM	Ptmo N°01-418-280989	7.75%	379,003,490.12	-	54,211,664.93	2,532,513.73		56,744,178.66	324,791,825.19	784,890.70	325,576,715.89
Banco Ficohsa	Sindicado I	10.00%	2,499,517,035.48	-		100,622,906.87		100,622,906.87	2,499,517,035.48	-	2,499,517,035.48
	Sindicado II	10.00%	2,450,000,000.00	-		77,208,333.36		77,208,333.36	2,450,000,000.00	-	2,450,000,000.00
BCO.CENTRAL DE HONDURAS											
<b>BONOS FIDEICOMISO RECUPERACION DE PERDIDAS ENEE - 2013 (RPE-2013)</b>											
FICOHSA	(LPS) ISIN HNENEE 00005-1	6.0% + 1%	851,399,010.00				710,914.05	710,914.05	851,399,010.00	1,878,030.00	853,277,040.00
FICOHSA	(USD) ISIN HNENEE 00003-3	6.0% + 1%	859,999,000.00				718,095.08	718,095.08	859,999,000.00	1,897,000.00	861,896,000.00
FICOHSA	(USD) ISIN HNENEE 00004-1	6.0% + 1%	128,999,850.00				107,712.94	107,712.94	128,999,850.00	284,550.00	129,284,400.00
	(LPS) ISIN HNENEE 00007-5	6.0% + 1%	49,019,943.00				40,930.92	40,930.92	49,019,943.00	108,129.00	49,128,072.00
LAFISE	(LPS) ISIN HNENEE 00007-5	6.0% + 1%	79,979,907.00				66,782.02	66,782.02	79,979,907.00	176,421.00	80,156,328.00
BANPAIS	(LPS) ISIN HNENEE 00005-1	6.0% + 1%	8,599,990.00				7,181.03	7,181.03	8,599,990.00	18,970.00	8,618,960.00
BANCO ATLANTIDA	(USD) ISIN HNENEE 00002-5	6.0% + 1%	859,999,000.00				718,354.67	718,354.67	859,999,000.00	1,897,000.00	861,896,000.00
	(LPS) ISIN HNENEE 00006-3	6.0% + 1%	859,999,000.00				716,890.50	716,890.50	859,999,000.00	1,897,000.00	861,896,000.00





**GERENCIA FINANCIERA**  
**DEPARTAMENTO DE PLANIFICACION Y PROGRAMACION FINANCIERA**  
**MOVIMIENTO SERVICIO DEUDA INTERNA SEPTIEMBRE DEL 2019**

(CIFRAS EN LEMPIRAS)

INSTITUCION FINANCIERA	REFERENCIA PRÉSTAMO	TASA DE INTERES	31.08.2019	DESEMBOLSOS	SERVICIO DEUDA PAGADO				30.09.2019	REVALUACION	30.09.2019
					PRINCIPAL	INTERESES	COMISION	TOTAL	SIN REVALUACION		REVALUADO
Bonos RBCP - 2016	ISIN HNENEE 000835	6.0%	1,215,330,000.00			-	1,012,775.00	1,012,775.00	1,215,330,000.00	-	1,215,330,000.00
<b>BONOS FIDEICOMISO RECUPERACION DE PERDIDAS ENEE - 2014 (RPE-2014)</b>											
	(LPS) ISIN HNENEE 000062-9	7.73% +1%	2,794,000,000.00			65,379,600.00	2,328,333.33	67,707,933.33	2,794,000,000.00	-	2,794,000,000.00
	(LPS) ISIN HNENEE 000063-7	7.73% +1%	373,583,000.00			8,741,842.20	311,319.17	9,053,161.37	373,583,000.00	-	373,583,000.00
<b>BONOS FIDEICOMISO RECUPERACION DE PERDIDAS ENEE - 2016 (RPE-2016)</b>											
Ficensa	(LPS) ISIN HNENEE 000090-0	9.25%	20,000,000.00			925,000.00	16,666.67	941,666.67	20,000,000.00	-	20,000,000.00
BID - CONV. SUBSIDIARIO	1584/SF-HO	1 y 2%	364,175,288.78			-	-	-	364,175,288.78	803,303.87	364,978,592.65
<b>TESORERIA GENERAL DE LA REPUBLICA</b>											
	CUT - LPS		2,445,401.00	2,151,677.33	688.00	-	-	688.00	4,596,390.33	-	4,596,390.33
	CUT - USD		23,131,515.96	-	-	-	-	-	23,131,515.96	51,023.88	23,182,539.84
<b>TOTAL DISTRIBUCION</b>			<b>31,074,521,936.84</b>	<b>2,151,677.33</b>	<b>54,212,352.93</b>	<b>255,410,196.16</b>	<b>6,755,955.37</b>	<b>316,378,504.47</b>	<b>31,022,461,261.24</b>	<b>37,814,256.21</b>	<b>31,060,275,517.45</b>
<b>TRANSMISION</b>											
<b>BCO.CENTRAL DE HONDURAS</b>											
<b>BONOS FIDEICOMISO RECUPERACION DE PERDIDAS ENEE - 2013 (RPE-2013)</b>											
<b>GOBIERNO CENTRAL</b>											
<b>FONDO - ERP</b>											
	CLUB DE PARIS	VARIABLE	633,779,068.35			-	-	-	633,779,068.35	1,398,000.34	635,177,068.69
	MULTILATERALES	VARIABLE	57,406,114.15			-	-	-	57,406,114.15	126,627.35	57,532,741.51
	BILATERALES	VARIABLE	149,408,358.07			-	-	-	149,408,358.07	329,567.42	149,737,925.50
BID - CONV. SUBSIDIARIO	2016/BL-HO	VARIABLE 0.25%	480,611,355.94 210,454,041.00			- -	- -	- -	480,611,355.94 210,454,041.00	1,060,140.47 464,223.00	481,671,496.41 210,918,264.00
BID - CONV. SUBSIDIARIO	3103/BL-HO	VARIABLE 0.25%	394,395,541.40 169,026,660.60			- -	- -	- -	394,395,541.40 169,026,660.60	869,964.20 372,841.80	395,265,505.60 169,399,502.40
BID - CONV. SUBSIDIARIO	3435/BL-HO	VARIABLE 0.25%	324,039,190.30 107,911,966.86			- -	- -	- -	324,039,190.30 107,911,966.86	714,771.00 238,034.00	324,753,961.29 108,150,000.86



**GERENCIA FINANCIERA**  
**DEPARTAMENTO DE PLANIFICACION Y PROGRAMACION FINANCIERA**  
**MOVIMIENTO SERVICIO DEUDA INTERNA SEPTIEMBRE DEL 2019**

(CIFRAS EN LEMPIRAS)

INSTITUCION FINANCIERA	REFERENCIA PRÉSTAMO	TASA DE INTERES	31.08.2019	DESEMBOLSOS	SERVICIO DEUDA PAGADO				30.09.2019	REVALUACION	30.09.2019
					PRINCIPAL	INTERESES	COMISION	TOTAL	SIN REVALUACION		REVALUADO
CUENTA - FDO. CONTRAVALOR HONDURAS-ESPAÑA	CONV. CONVERSIÓN ICO		248,661,033.34			-	-	-	248,661,033.34	548,500.61	249,209,533.96
TESORERIA GENERAL DE LA REPUBLICA	CUT - LPS		-			-	-	-	-	-	-
	CUT - USD		-			-	-	-	-	-	-
<b>TOTAL TRANSMISION</b>			<b>2,775,693,330.02</b>	<b>-</b>	<b>-</b>	<b>-</b>	<b>-</b>	<b>-</b>	<b>2,775,693,330.02</b>	<b>6,122,670.20</b>	<b>2,781,816,000.22</b>
<b>HOLDING GOBIERNO CENTRAL</b>											
IDA- CONV. SUBSIDIARIO	4536-HN	0.75%	614,285,000.00			-	-	-	614,285,000.00	1,355,000.00	615,640,000.00
<b>TOTAL HOLDING</b>			<b>614,285,000.00</b>	<b>-</b>	<b>-</b>	<b>-</b>	<b>-</b>	<b>-</b>	<b>614,285,000.00</b>	<b>1,355,000.00</b>	<b>615,640,000.00</b>
<b>TOTAL</b>			<b>40,328,099,090.96</b>	<b>2,151,677.33</b>	<b>54,212,352.93</b>	<b>255,410,196.16</b>	<b>6,756,643.37</b>	<b>316,379,192.47</b>	<b>40,276,038,415.36</b>	<b>57,622,014.87</b>	<b>40,333,660,430.23</b>



DEPARTAMENTO DE PLANIFICACION Y PROGRAMACION FINANCIERA  
RESUMEN MOVIMIENTO DEL SERVICIO DE LA DEUDA EXTERNA  
AL 30 DE SEPTIEMBRE DE 2019

INSTITUCION FINANCIERA	MDA	31.08.2019	DESEMBOLSOS	SERVICIO DE LA DEUDA PAGADA				SALDO AL 30.09.2019 SIN REVALUACION	REVALUACION	SALDO AL 30.09.2019 REVALUADO
				PRINCIPAL	INTERESES	COMISION	TOTAL			
GENERACION	LPS	6,232,839,194.22	-	-	-	-	-	6,232,839,194.22	13,540,236.50	6,246,379,430.72
<b>TOTAL DEUDA EXTERNA</b>		<b>6,232,839,194.22</b>	-	-	-	-	-	<b>6,232,839,194.22</b>	<b>13,540,236.50</b>	<b>6,246,379,430.72</b>

FILE: REVALUACION MENSUAL 2019- SEPTIEMBRE

AUTORIZADO POR:

*Ana Lourdes Aguilar*  
ANA LOURDES AGUILAR  
JEFE DEPARTAMENTO DE PLANIFICACION  
Y PROGRAMACION FINANCIERA





DEPARTAMENTO DE PLANIFICACION Y PROGRAMACION FINANCIERA  
MOVIMIENTO DEL SERVICIO DE LA DEUDA EXTERNA  
AL 30 DE SEPTIEMBRE DE 2019

INSTITUCION FINANCIERA	REFERENCIA DE PRESTAMO	MDA	31.08.2019	DESEMBOLSOS	SERVICIO DE LA DEUDA PAGADA				SALDO AL 30.09.2019 SIN REVALUACION	REVALUACION	SALDO AL 30.09.2019 REVALUADO
					PRINCIPAL	INTERESES	COMISION	TOTAL			
<b>GENERACION</b>											
BCA. COMERC. EXTERNA											
B.N.P.	240982	LPS	5,734,899.40					-	5,734,899.40	12,650.14	5,747,549.54
INDUSTRIAL AND COMMERCIAL BANK OF CHINA *	LINEA DE CREDITO USD 297,719,934.10	LPS	6,180,300,992.70	-	-	-	-	-	6,180,300,992.70	13,632,610.02	6,193,933,602.72
CLUB DE PARIS SUIZA SERV	CP V	LPS	3,187,558.86					-	3,187,558.86	(7,152.68)	3,180,406.18
SERV	CP VI	LPS	43,615,743.25					-	43,615,743.25	(97,870.97)	43,517,872.28
<b>TOTAL DEUDA EXTERNA</b>			<b>6,232,839,194.22</b>	-	-	-	-	-	<b>6,232,839,194.22</b>	<b>13,540,236.50</b>	<b>6,246,379,430.72</b>

FILE: REVALUACION MENSUAL 2019- SEPTIEMBRE

LG/ELT





\*\*\*  
EMPRESA NACIONAL DE  
ENERGÍA ELÉCTRICA  
ENEE

DEPARTAMENTO DE PLANIFICACION Y PROGRAMACION FINANCIERA  
MOVIMIENTO DEL SERVICIO DE LA DEUDA EXTERNA  
AL 30 DE SEPTIEMBRE DE 2019

INSTITUCION FINANCIERA	REFERENCIA DE PRESTAMO	MDA MONEDA	31.08.2019	DESEMBOLSOS	SERVICIO DE LA DEUDA PAGADA				SALDO AL 30.09.2019 SIN REVALUACION	REVALUACION	SALDO AL 30.09.2019 REVALUADO
					PRINCIPAL	INTERESES	COMISION	TOTAL			
<b>GENERACION</b>											
<b>BCA. COMERC. EXTERNA</b>											
B.N.P.	240982	USD	233,397.34					-	233,397.34	-	233,397.34
INDUSTRIAL AND COMMERCIAL BANK OF CHINA *	LINEA DE CREDITO USD 297,719,934.10	USD	251,524,170.08	-	-	-	-	-	251,524,170.08	-	251,524,170.08
<b>CLUB DE PARIS</b>											
SUIZA SERV	CP V	USD	129,726.38					-	129,726.38	(575.98)	129,150.40
SERV	CP VI	USD	1,775,061.38					-	1,775,061.38	(7,881.20)	1,767,180.18
<b>TOTAL DEUDA EXTERNA</b>			<b>253,662,355.19</b>	-	-	-	-	-	<b>253,662,355.19</b>	<b>(8,457.18)</b>	<b>253,653,898.01</b>

FILE: REVALUACION MENSUAL 2019- SEPTIEMBRE

LG/ELT



DEPARTAMENTO DE PLANIFICACION Y PROGRAMACION FINANCIERA  
MOVIMIENTO DEL SERVICIO DE LA DEUDA EXTERNA  
AL 30 DE SEPTIEMBRE DE 2019

INSTITUCION FINANCIERA	REFERENCIA DE PRESTAMO REFERENCIA DE PRESTAMO	MDA MONEDA	31.08.2019	DESEMBOLSOS DESEMBOLSO	SERVICIO DE LA DEUDA PAGADA				SALDO AL 30.09.2019	
					PRINCIPAL	INTERESES	COMISION	TOTAL		
<b>GENERACION</b>										
<b>BCA. COMERC. EXTERNA</b>										
B.N.P.	240982	USD	233,397.34						-	233,397.34
INDUSTRIAL AND COMMERCIAL BANK OF CHINA *	LINEA DE CREDITO USD 297,719,934.10	USD	251,524,170.08	-	-	-	-	-	-	251,524,170.08
<b>CLUB DE PARIS</b>										
SUIZA SERV	CP V	CHF	127,988.05							127,988.05
SERV	CP VI	CHF	1,751,275.56							1,751,275.56

FILE: REVALUACION MENSUAL 2019- SEPTIEMBRE

LG/ELT

