

Tel.: (504) 2235-2928

Gerencia Financiera

APARTADO No. 99

**MEMORANDO**

DPP0046-182-2019

**PARA :** ABOG. LUIS FERNANDO CRUZ MUÑOZ  
JEFE UNIDAD DE TRANSPARENCIA

**DE :** LIC. ANA LOURDES AGUILAR  
JEFE DEPARTAMENTO DE PLANIFICACION Y PROGRAMACION  
FINANCIERA

**ASUNTO :** INFORMES DEUDA EXTERNA E INTERNA AGOSTO/2019

**FECHA :** 09 DE SEPTIEMBRE DE 2019

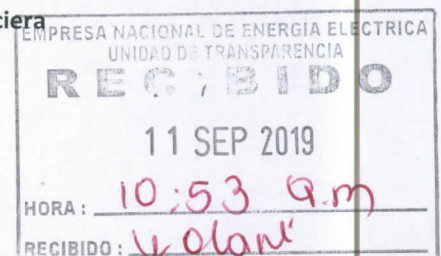
En cumplimiento al Memorándum – Circular No. GG-229, adjunto remito los Informes Preliminares de la Situación de la Deuda al 31 de Agosto de 2019

- Movimiento del Servicio de la Deuda Externa en Moneda Contratada, US Dólares y Lempiras.
- Movimiento del Servicio de la Deuda Interna en Lempiras.
- Deuda Vencida y Pendiente de pago en US Dólares y Lempiras

Atentamente,

Ing. Leonardo Deras – Gerente General ENEE  
Abog. Francisco Ayes Callejas – Asesor Legal  
Lic. Ana Aguilar V.- Departamento de Planificación y Programación Financiera  
Archivo

AA/ELT



GERENCIA FINANCIERA

RESUMEN SERVICIO DEUDA VENCIDA PENDIENTE DE PAGO  
AL 31 DE AGOSTO DEL 2019

(Cifras en Dolares)

CONCEPTO	PRINCIPAL	INTERESES	INTERESES MORATORIOS	COMISIONES	TOTAL
<b>PRESTAMOS DEUDA EXTERNA E INTERNA</b>					
GENERACION	138,945,094.20	99,372,737.66	3,176,133.34	2,135,275.18	243,629,240.38
DISTRIBUCION	5,993,714.32	2,519,712.93	149,603.05	-	8,663,030.30
TRANSMISION	36,767,810.02	9,599,588.38	206,604.88	404,752.55	46,978,755.84
HOLDING	1,250,000.00	-	-	750,000.00	2,000,000.00
	<b>182,956,618.55</b>	<b>111,492,038.97</b>	<b>3,532,341.28</b>	<b>3,290,027.73</b>	<b>301,271,026.53</b>
<b>TOTAL DEUDA EXTERNA E INTERNA</b>	<b>182,956,618.55</b>	<b>111,492,038.97</b>	<b>3,532,341.28</b>	<b>3,290,027.73</b>	<b>301,271,026.53</b>

AUTORIZADO POR:

ANA LOURDES AGUILAR  
JEFE DEPARTAMENTO DE PLANIFICACION  
Y PROGRAMACION FINANCIERA



GERENCIA FINANCIERA  
SERVICIO DEUDA VENCIDA Y PENDIENTE DE PAGO  
AL 31 DE AGOSTO DEL 2019

(Cifras en Dolares)

INSTITUCION FINANCIERA	NUMERO PRESTAMO	PRINCIPAL	INTERESES	INTERESES MORATORIOS	COMISIONES	TOTAL
<b>DEUDA EXTERNA</b>						
<b>GENERACION</b>						
SUIZA	CP V					
SERV	CP VI					
BNP	240982	233,397.31	154,969.37			388,366.68
<b>Total Deuda Externa</b>		<b>233,397.31</b>	<b>154,969.37</b>	-	-	<b>388,366.68</b>

<b>DEUDA INTERNA</b>						
<b>ERP</b>						
<b>GENERACION</b>						
<b>Multilaterales</b>						
IDA	0116-HO	1,515,694.14	-	-	62,522.38	1,578,216.52
	0989-HO	7,200,000.00	-	-	904,500.00	8,104,500.00
	2417-HO	3,058,383.40	-	-	894,794.79	3,953,178.19
BID	572/SF-HO	31,700,866.63	3,981,335.61	-	-	35,682,202.24
<b>Sub-total Multilaterales</b>		<b>43,474,944.18</b>	<b>3,981,335.61</b>	-	<b>1,861,817.16</b>	<b>49,318,096.95</b>
<b>Club de paris</b>						
<b>Alemania</b>						
KFW	197965593	3,517,129.21	528,945.46	-	-	4,046,074.67
	199165713	327,640.64	76,176.47	-	-	403,817.11
	199165614 - CP I	46,402.40	1,585.41	-	-	47,987.81
	199365586 - CP II	10,715.83	3,034.56	-	-	13,750.39
	199665969 - CP III	4,730.06	2,060.94	-	-	6,791.00
	200065011 - CP IV - T1	10,016.73	36,055.88	-	-	46,072.60
	200065011 - CP IV - T2	8.27	29.78	-	-	38.06
	200065011 - CP IV - T3	13,557.53	154.56	-	-	13,712.09
	200065011 - CP IV - T4	2,142.61	24.43	-	-	2,167.03
		<b>3,932,343.27</b>	<b>648,067.48</b>	-	-	<b>4,580,410.75</b>
<b>HERMES</b>						
	HERMES I	534,670.72	37,100.21	-	-	571,770.92
	HERMES CP II	1,862,301.11	1,162,606.90	-	-	3,024,908.01
	HERMES CP III	202,419.90	151,736.80	-	-	354,156.70
	HERMES CP IV	1,795,910.18	3,312,840.50	-	-	5,108,750.68
	HERMES 1era. Capital. CP IV	30,258.77	55,817.08	-	-	86,075.85
	HERMES 2da. Capital. CP IV	210,989.02	23,261.54	-	-	234,250.57
	HERMES 3ra. Capital. CP IV	16,842.00	1,856.83	-	-	18,698.83
		<b>4,653,391.69</b>	<b>4,745,219.86</b>	-	-	<b>9,398,611.55</b>
<b>FRANCIA</b>						
<b>COFACE</b>						
	CP I	438,003.65	16,591.88	-	-	454,595.53
	CP II	3,713,008.83	1,301,033.25	-	-	5,014,042.08
	CP IV	1,772,091.51	2,109,687.53	-	-	3,881,779.04
	CP IV - CAPITALIZACIÓN	213,933.56	13,539.09	-	-	227,472.65
		<b>6,137,037.55</b>	<b>3,440,851.75</b>	-	-	<b>9,577,889.30</b>
<b>ITALIA</b>						
<b>SACE</b>						
	HOND 1 (CP I)	804,389.26	50,601.11	-	-	854,990.37
	HOND 2 (CP II)	6,642,502.86	506,026.49	-	-	7,148,529.35
	HOND 3 (CP III)	1,563,804.31	140,872.98	-	-	1,704,677.29
	HOND 4 (CP IV)	3,269,187.44	2,920,228.87	-	-	6,189,416.31
	HOND 4 (CP IV 1era. CAPITAL)	205,820.50	8,956.35	-	-	214,776.85
	HOND 4 (CP IV 2da. CAPITAL)	10,127.31	436.07	-	-	10,563.38
		<b>12,495,831.68</b>	<b>3,627,121.86</b>	-	-	<b>16,122,953.54</b>
<b>JAPON</b>						
<b>EXIMBANK-JAPON</b>						
	R1 - (CP I)	7,071,309.69	1,049,215.97	966,918.03	-	9,087,443.69
	R2 - (CP II)	7,458,490.32	1,535,635.05	185,797.36	-	9,179,922.74
	R2 - (CP II - CAPITAL)	480,707.78	-	11,796.70	-	492,504.48
	R3 - (CP III)	942,724.85	243,678.98	23,343.16	-	1,209,746.99
	R3 - (CP III - CAPITAL)	64,123.95	-	1,516.89	-	65,640.84
	R4 - (CP IV 2,005 MM)	3,539,805.05	5,485,134.35	37,039.19	-	9,061,978.59
	R4 - (CP IV 201 MM)	356,416.46	1,575,724.06	20,471.19	-	1,952,611.70
	R4 - (CP IV 2da FASE)	614,069.53	159,799.39	45,036.71	-	818,905.63
	R4 - (CP IV 3era FASE)	331,013.03	-	-	-	331,013.03
		<b>20,858,660.65</b>	<b>10,049,187.80</b>	<b>1,291,919.24</b>	-	<b>32,199,767.69</b>
<b>JBIC</b>						
	HO - P1	27,198,282.83	4,285,800.65	1,280,808.74	-	32,764,892.22
	HO - R1 (CP I)	6,058,861.31	1,065,987.94	222,320.04	-	7,347,169.29
	HO - R2 (CP II)	8,091,594.64	10,151,787.33	168,128.02	-	18,411,509.99



GERENCIA FINANCIERA  
SERVICIO DEUDA VENCIDA Y PENDIENTE DE PAGO  
AL 31 DE AGOSTO DEL 2019

(Cifras en Dolares)

INSTITUCION FINANCIERA	NUMERO PRESTAMO	PRINCIPAL	INTERESES	INTERESES MORATORIOS	COMISIONES	TOTAL
SUIZA SERV	HO - R3 (CP III)	753,158.19	1,485,895.16	21,298.49	-	2,260,351.84
	HO - R4 (CP IV)	988,148.94	11,596,934.24	191,658.81	-	12,776,741.99
		<b>43,090,045.91</b>	<b>28,586,405.32</b>	<b>1,884,214.11</b>	-	<b>73,560,665.34</b>
	SERV - CP II	2,141,995.81	71,934.03	-	-	2,213,929.83
	SERV - CP III	1,609,948.70	13,749.61	-	-	1,623,698.31
	SERV - CP IV	153,359.22	70,058.09	-	-	223,417.31
	SERV - DIFERIMIENTO CP IV	6,264.00	162.31	-	-	6,426.31
	<b>3,911,567.73</b>	<b>155,904.03</b>	-	-	<b>4,067,471.76</b>	
<b>Club de paris</b>						
ESTADOS UNIDOS EXIMBANK-USA	R - 190 Q (CP II)	34,927.12	17,026.95	-	-	51,954.07
	R-244-Q (CP IV)	107,122.36	214,776.13	-	-	321,898.49
	R-244-R (CP IV CAPITALIZACIÓN)	15,824.74	1,871.49	-	-	17,696.23
		<b>157,874.22</b>	<b>233,674.58</b>	-	-	<b>391,548.80</b>
<b>Sub total - Club de Paris</b>		<b>95,236,752.71</b>	<b>51,486,432.68</b>	<b>3,176,133.34</b>	-	<b>149,899,318.73</b>
<b>Total Generacion - ERP</b>		<b>138,711,696.89</b>	<b>55,467,768.29</b>	<b>3,176,133.34</b>	<b>1,861,817.16</b>	<b>199,217,415.68</b>
<b>DISTRIBUCION</b>						
<b>Multilaterales</b>						
BID	936/SF-HO	5,763,783.36	2,505,917.07	-	-	8,269,700.42
<b>Bilaterales</b>						
FIV	Arreglo de Pagos N° I (REORG. DEUDA)	229,930.97	13,795.86	149,603.05	-	393,329.88
<b>Total Distribucion - ERP</b>		<b>5,993,714.32</b>	<b>2,519,712.93</b>	<b>149,603.05</b>	-	<b>8,663,030.30</b>
<b>TRANSMISION</b>						
<b>Multilaterales</b>						
IDA	0201-HO	2,149,394.16	-	-	112,843.20	2,262,237.36
<b>Club de paris</b>						
Alemania KFW	199165614 - CP I	46,402.40	1,585.41	-	-	47,987.81
	199365586 - CP II	10,715.83	3,034.56	-	-	13,750.39
	199665969 - CP III	4,730.06	2,060.94	-	-	6,791.00
	200065011 - CP IV - T1	27,377.26	98,546.26	-	-	125,923.52
	200065011 - CP IV - T2	60.67	218.41	-	-	279.08
	200065011 - CP IV - T4	5,792.99	66.04	-	-	5,859.03
		<b>95,079.21</b>	<b>105,511.61</b>	-	-	<b>200,590.82</b>
ESPAÑA ICO	01039001.0 (150688)	693,023.80	18,592.84	-	-	711,616.64
	REPROGRAMACION 01039014.0	357,663.89	-	-	-	357,663.89
	01039014.0	2,404,210.56	347,667.23	-	-	2,751,877.79
	11039001.0 (CP I)	178,667.34	8,840.93	-	-	187,508.27
	11039002.0 (CP II)	2,340,482.42	1,008,318.20	-	-	3,348,800.62
	11039003.0 (CP III)	836,776.13	620,017.43	-	-	1,456,793.55
	11039004.1 (CP V)	-	246,927.52	-	-	246,927.52
		<b>6,810,824.14</b>	<b>2,250,364.15</b>	-	-	<b>9,061,188.29</b>
CESCE	CP I	165,056.49	4,584.38	-	-	169,640.87
	CP II	1,166,362.78	356,702.05	-	-	1,523,064.83
	CP III	706,252.90	6,179.36	-	-	712,432.26
	CP IV	37,066.73	1,817.85	-	-	38,884.57
	CP IV - DIFERIMIENTO III FASE	360,586.47	36,804.17	-	-	397,390.64
	CP IV - REORG. DEUDA BBV,BEX	3,577,740.25	200,098.41	-	-	3,777,838.66
	CP IV - REORGANIZACIÓN DEUDA	331,381.63	64,878.70	-	-	396,260.34
	CP V - DIFER. DEUDA POST CUT	2,242,321.97	186,665.52	-	-	2,428,987.49
	CP VI - RESTRUCT. DEUDA	4,571,343.36	625,347.86	-	-	5,196,691.22
		<b>13,158,112.58</b>	<b>1,483,078.30</b>	-	-	<b>14,641,190.88</b>
<b>Sub total - Club de Paris</b>		<b>20,064,015.94</b>	<b>3,838,954.06</b>	-	-	<b>23,902,969.99</b>
<b>Bilaterales</b>						
FIV	Arreglo de Pagos N° I (REORG. DEUDA)	205,626.84	12,337.61	133,789.73	-	351,754.19
	Arreglo de Pagos N° II (DÓLAR DEUDA)	107,815.07	5,401.53	72,815.15	-	186,031.75
<b>Sub total - Bilaterales</b>		<b>313,441.91</b>	<b>17,739.14</b>	<b>206,604.88</b>	-	<b>537,785.93</b>
<b>Total Transmision - ERP</b>		<b>22,526,852.01</b>	<b>3,856,693.20</b>	<b>206,604.88</b>	<b>112,843.20</b>	<b>26,702,993.28</b>

279

GERENCIA FINANCIERA

SERVICIO DEUDA VENCIDA Y PENDIENTE DE PAGO  
AL 31 DE AGOSTO DEL 2019

(Cifras en Dolares)

INSTITUCION FINANCIERA	NUMERO PRESTAMO	PRINCIPAL	INTERESES	INTERESES MORATORIOS	COMISIONES	TOTAL
<b>Total Deuda Interna - ERP</b>		<b>167,232,263.22</b>	<b>61,844,174.42</b>	<b>3,532,341.28</b>	<b>1,974,660.36</b>	<b>234,583,439.27</b>
<b>Deuda Interna Gobierno Central</b>						
<b>GENERACION</b>						
<b>CTA. JICA - CONV. SUBSIDIARIO</b>	HO-P6	-	-	-	273,458.02	273,458.02
<b>Bono Soberano</b>	Prestamo Bono Soberano	-	43,750,000.00	-	-	43,750,000.00
<b>Total - Generacion Gobierno Central</b>		<b>-</b>	<b>43,750,000.00</b>	<b>-</b>	<b>273,458.02</b>	<b>44,023,458.02</b>
<b>DISTRIBUCION</b>						
<b>Banco Central de Honduras</b>						
<b>BONOS FIDEICOMISO RECUPERACION DE PERDIDAS ENEE - 2013 (RPE-2013)</b>						
<b>FICOHSA</b>	(LPS) ISIN HNENEE 00005-1 (USD) ISIN HNENEE 00003-3	-	-	-	-	-
<b>BANPAIS</b>	(LPS) ISIN HNENEE 00005-1	-	-	-	-	-
<b>Total Distribucion</b>		<b>-</b>	<b>-</b>	<b>-</b>	<b>-</b>	<b>-</b>
<b>TRANSMISION</b>						
<b>Banco Central de Honduras</b>						
<b>BONOS FIDEICOMISO RECUPERACION DE PERDIDAS ENEE - 2013 (RPE-2013)</b>						
<b>BANCO ATLANTIDA</b>	(LPS) ISIN HNENEE 00006-3	-	-	-	-	-
<b>CUENTA FDO. DE CONTRAVALOR HONDURAS - ESPAÑA</b>						
<b>ICO</b>	01039004.0 (030491) 11039004.2 (CP V - Consol. Diferida) 11039005.0 (CP VI) 01039014.0	5,548,008.98 3,148,126.61 107,902.26 450,789.48	485,200.36 219,363.21 6,752.28 153,794.35	- - - -	- - 70,660.54 221,248.81	6,033,209.35 3,367,489.83 114,654.54 604,583.83
		<b>9,254,827.34</b>	<b>865,110.21</b>	<b>-</b>	<b>-</b>	<b>10,119,937.54</b>
<b>CTA. BID - CONV. SUBSIDIARIO</b>	1584/SF-HO 2016/BLHO 3103/BL-HO 3435/BL-HO	2,009,641.29 2,976,489.39 - -	1,115,444.22 1,856,283.57 1,555,214.00 350,843.19	- - - -	- - - 291,909.35	3,125,085.51 4,832,772.96 1,625,874.54 572,092.00
		<b>4,986,130.68</b>	<b>4,877,784.98</b>	<b>-</b>	<b>291,909.35</b>	<b>10,155,825.02</b>
<b>Total - Transmision Gobierno Central</b>		<b>14,240,958.02</b>	<b>5,742,895.19</b>	<b>-</b>	<b>291,909.35</b>	<b>20,275,762.56</b>
<b>HOLDING</b>						
<b>CTA. IDA - CONV. SUBSIDIARIO</b>	4536-HN	1,250,000.00	-	-	750,000.00	2,000,000.00
<b>Total - Otros Gobierno Central</b>		<b>1,250,000.00</b>	<b>-</b>	<b>-</b>	<b>750,000.00</b>	<b>2,000,000.00</b>
<b>Total Deuda Interna Gobierno Central</b>		<b>15,490,958.02</b>	<b>49,492,895.19</b>	<b>-</b>	<b>1,315,367.37</b>	<b>66,299,220.58</b>
<b>Total General Deuda Interna</b>		<b>182,723,221.24</b>	<b>111,337,069.60</b>	<b>3,532,341.28</b>	<b>3,290,027.73</b>	<b>300,882,659.85</b>
<b>TOTAL DEUDA EXTERNA E INTERNA</b>		<b>182,956,618.55</b>	<b>111,492,038.97</b>	<b>3,532,341.28</b>	<b>3,290,027.73</b>	<b>301,271,026.53</b>




DEPARTAMENTO DE PLANIFICACION Y PROGRAMACION FINANCIERA

RESUMEN SERVICIO DEUDA VENCIDA PENDIENTE DE PAGO  
AL 31 DE AGOSTO DEL 2019

(Cifras en Lempiras)

CONCEPTO	PRINCIPAL	INTERESES	INTERESES MORATORIOS	COMISIONES	TOTAL
<b>PRESTAMOS DEUDA EXTERNA E INTERNA</b>					
GENERACION	3,414,075,487.57	2,441,727,286.23	78,042,042.79	52,466,700.58	5,986,311,517.18
DISTRIBUCION	147,273,952.15	61,912,874.18	3,675,956.42	-	212,862,782.75
TRANSMISION	903,436,567.21	235,875,326.02	5,076,571.24	9,945,336.82	1,154,333,801.29
HOLDING	30,714,250.00	-	-	18,428,550.00	49,142,800.00
	<b>4,495,500,256.94</b>	<b>2,739,515,486.43</b>	<b>86,794,570.45</b>	<b>80,840,587.40</b>	<b>7,402,650,901.23</b>
<b>TOTAL DEUDA EXTERNA E INTERNA</b>	<b>4,495,500,256.94</b>	<b>2,739,515,486.43</b>	<b>86,794,570.45</b>	<b>80,840,587.40</b>	<b>7,402,650,901.23</b>

AUTORIZADO POR:

  
ANA LOURDES AGUIAR  
JEFE DEPARTAMENTO DE PLANIFICACION  
Y PROGRAMACION FINANCIERA



af

DEPARTAMENTO DE PLANIFICACION Y PROGRAMACION FINANCIERA

SERVICIO DEUDA VENCIDA Y PENDIENTE DE PAGO  
AL 31 DE AGOSTO DEL 2019

(Cifras en Lempiras)

INSTITUCION FINANCIERA	NUMERO PRESTAMO	PRINCIPAL	INTERESES	INTERESES MORATORIOS	COMISIONES	TOTAL
<b>DEUDA EXTERNA</b>						
<b>GENERACION</b>						
SUIZA						
SERV	CP V			-	-	-
SERV	CP VI			-	-	-
BNP	240982	5,734,898.66	3,807,814.38	-	-	9,542,713.04
<b>Total Deuda Externa</b>		<b>5,734,898.66</b>	<b>3,807,814.38</b>	<b>-</b>	<b>-</b>	<b>9,542,713.04</b>

INSTITUCION FINANCIERA	NUMERO PRESTAMO	PRINCIPAL	INTERESES	INTERESES MORATORIOS	COMISIONES	TOTAL
<b>DEUDA INTERNA</b>						
<b>ERP</b>						
<b>GENERACION</b>						
<b>Multilaterales</b>						
IDA	0116-HO	37,242,726.99	-	-	1,536,262.30	38,778,989.29
	0989-HO	176,914,080.00	-	-	22,224,831.30	199,138,911.30
	2417-HO	75,148,761.99	-	-	21,986,360.59	97,135,122.58
BID	572/SF-HO	778,934,674.37	97,826,989.87	-	-	876,761,664.24
<b>Sub-total Multilaterales</b>		<b>1,068,240,243.35</b>	<b>97,826,989.87</b>	<b>-</b>	<b>45,747,454.19</b>	<b>1,211,814,687.41</b>
<b>Club de paris</b>						
<b>Alemania</b>						
KFW	197965593	86,420,788.63	12,996,930.59	-	-	99,417,719.22
	199165713	8,050,589.28	1,871,762.43	-	-	9,922,351.71
	199165614 - CP I	1,140,171.93	38,955.69	-	-	1,179,127.62
	199365586 - CP II	263,302.89	74,563.36	-	-	337,866.24
	199665969 - CP III	116,224.12	50,640.15	-	-	166,864.27
	200065011 - CP IV - T1	246,125.06	885,943.35	-	-	1,132,068.40
	200065011 - CP IV - T2	203.30	731.80	-	-	935.10
	200065011 - CP IV - T3	333,127.43	3,797.76	-	-	336,925.19
	200065011 - CP IV - T4	52,646.88	600.18	-	-	53,247.07
		<b>96,623,179.51</b>	<b>15,923,925.31</b>	<b>-</b>	<b>-</b>	<b>112,547,104.82</b>
HERMES	HERMES I	13,137,608.01	911,603.99	-	-	14,049,212.00
	HERMES CP II	45,759,345.47	28,566,879.10	-	-	74,326,224.56
	HERMES CP III	4,973,740.23	3,728,385.66	-	-	8,702,125.88
	HERMES CP IV	44,128,027.50	81,401,129.01	-	-	125,529,156.51
	HERMES 1era. Capital. CP IV	743,500.26	1,371,503.91	-	-	2,115,004.18
	HERMES 2da. Capital. CP IV	5,184,295.72	5,715,668.65	-	-	10,899,964.37
	HERMES 3ra. Capital. CP IV	413,831.42	45,624.94	-	-	459,456.36
		<b>114,340,348.61</b>	<b>116,596,695.26</b>	<b>-</b>	<b>-</b>	<b>230,937,043.87</b>
<b>FRANCIA</b>						
COFACE	CP I	10,762,362.94	407,685.74	-	-	11,170,048.68
	CP II	91,233,825.17	31,968,208.36	-	-	123,202,033.53
	CP IV	43,542,769.29	51,837,976.23	-	-	95,380,745.52
	CP IV - CAPITALIZACION	5,256,647.02	332,674.45	-	-	5,589,321.47
		<b>150,795,604.42</b>	<b>84,546,544.78</b>	<b>-</b>	<b>-</b>	<b>235,342,149.20</b>
<b>ITALIA</b>						
SACE	HOND 1 (CP I)	19,764,970.33	1,243,340.17	-	-	21,008,310.50
	HOND 2 (CP II)	163,215,594.76	12,433,779.37	-	-	175,649,374.13
	HOND 3 (CP III)	38,424,861.25	3,461,446.22	-	-	41,886,307.47
	HOND 4 (CP IV)	80,328,512.17	71,754,111.66	-	-	152,082,623.83
	HOND 4 (CP IV 1era. CAPITAL)	5,057,297.83	220,069.94	-	-	5,277,367.77
	HOND 4 (CP IV 2da. CAPITAL)	248,842.18	10,714.81	-	-	259,557.00
		<b>307,040,078.53</b>	<b>89,123,462.17</b>	<b>-</b>	<b>-</b>	<b>396,163,540.70</b>
<b>JAPON</b>						
EXIMBANK-JAPON	R1 - (CP I)	173,751,978.88	25,780,705.27	23,758,529.63	-	223,291,213.78
	R2 - (CP II)	183,265,549.08	37,732,703.15	4,565,301.28	-	225,563,553.50
	R2 - (CP II - CAPITAL)	11,811,663.09	-	289,861.48	-	12,101,524.57
	R3 - (CP III)	23,164,069.39	5,987,533.73	573,574.17	-	29,725,177.29
	R3 - (CP III - CAPITAL)	1,575,615.17	-	37,272.09	-	1,612,887.26
	R4 - (CP IV 2,005 MM)	86,977,965.82	134,777,430.15	910,104.80	-	222,665,500.77
	R4 - (CP IV 201 MM)	8,757,651.31	38,717,746.05	503,005.83	-	47,978,403.19
	R4 - (CP IV 2da FASE)	15,088,548.02	3,926,494.74	1,106,615.04	-	20,121,657.79
	R4 - (CP IV 3era FASE)	8,133,453.57	-	-	-	8,133,453.57
		<b>512,526,494.33</b>	<b>246,922,613.08</b>	<b>31,744,264.31</b>	<b>-</b>	<b>791,193,371.72</b>
<b>JBIC</b>						
	HO - P1	668,299,886.69	105,308,122.03	31,471,263.89	-	805,079,272.61
	HO - R1 (CP I)	148,874,704.73	26,192,816.14	5,462,714.73	-	180,530,235.60
	HO - R2 (CP II)	198,821,808.55	249,443,627.22	4,131,140.83	-	452,396,576.60

ATA



DEPARTAMENTO DE PLANIFICACION Y PROGRAMACION FINANCIERA

SERVICIO DEUDA VENCIDA Y PENDIENTE DE PAGO  
AL 31 DE AGOSTO DEL 2019

(Cifras en Lempiras)

INSTITUCION FINANCIERA	NUMERO PRESTAMO	PRINCIPAL	INTERESES	INTERESES MORATORIOS	COMISIONES	TOTAL
SUIZA SERV	HO - R3 (CP III)	18,506,151.26	36,510,524.25	523,333.77	-	55,540,009.28
	HO - R4 (CP IV)	24,280,202.92	284,952,909.97	4,709,325.26	-	313,942,438.15
		<b>1,058,782,754.15</b>	<b>702,407,999.60</b>	<b>46,297,778.48</b>	-	<b>1,807,488,532.23</b>
	SERV - CP II	52,631,835.72	1,767,519.73	-	-	54,399,355.45
	SERV - CP III	39,558,693.46	337,847.10	-	-	39,896,540.56
	SERV - CP IV	3,768,250.84	1,721,425.30	-	-	5,489,676.14
	SERV - DIFERIMIENTO CPIV	153,915.37	3,988.13	-	-	157,903.50
		<b>96,112,695.40</b>	<b>3,830,780.26</b>	-	-	<b>99,943,475.66</b>
<b>Club de paris</b>						
ESTADOS UNIDOS	R - 190 Q (CP III)	858,208.24	418,376.10	-	-	1,276,584.33
EXIMBANK-USA	R-244-Q (CP IV)	2,632,146.36	5,277,350.29	-	-	7,909,496.65
	R-244-R (CP IV CAPITALIZACIÓN)	388,836.02	45,985.14	-	-	434,821.16
		<b>3,879,190.61</b>	<b>5,741,711.53</b>	-	-	<b>9,620,902.14</b>
<b>Sub total - Club de Paris</b>		<b>2,340,100,345.56</b>	<b>1,265,093,731.99</b>	<b>78,042,042.79</b>	-	<b>3,683,236,120.34</b>
<b>Total Generacion - ERP</b>		<b>3,408,340,588.91</b>	<b>1,362,920,721.86</b>	<b>78,042,042.79</b>	<b>45,747,454.19</b>	<b>4,895,050,807.75</b>
<b>DISTRIBUCION</b>						
<b>Multilaterales</b>						
BID	936/SF-HO	141,624,226.35	61,573,890.65	-	-	203,198,117.00
<b>Bilaterales</b>						
FIV	Arreglo de Pagos N° I (REORG. DEUDA)	5,649,725.80	338,983.53	3,675,956.42	-	9,664,665.75
<b>Total Distribucion - ERP</b>		<b>147,273,952.15</b>	<b>61,912,874.18</b>	<b>3,675,956.42</b>	-	<b>212,862,782.75</b>
<b>TRANSMISION</b>						
<b>Multilaterales</b>						
IDA	0201-HO	52,813,623.66	-	-	2,772,715.37	55,586,339.03
<b>Club de paris</b>						
Alemania						
KFW	199165614 - CP I	1,140,171.93	38,955.69	-	-	1,179,127.62
	199365586 - CP II	263,302.89	74,563.36	-	-	337,866.24
	199665969 - CP III	116,224.12	50,640.15	-	-	166,864.27
	200065011 - CP IV - T1	672,697.64	2,421,419.47	-	-	3,094,117.10
	200065011 - CP IV - T2	1,490.86	5,366.53	-	-	6,857.39
	200065011 - CP IV - T4	142,341.93	1,622.74	-	-	143,964.67
		<b>2,336,229.36</b>	<b>2,592,567.94</b>	-	-	<b>4,928,797.30</b>
ESPAÑA						
ICO	01039001.0 (150688)	17,028,565.11	456,852.11	-	-	17,485,417.21
	REPROGRAMACION 01039014.0	8,788,302.48	-	-	-	8,788,302.48
	01039014.0	59,074,819.35	8,542,670.56	-	-	67,617,489.91
	11039001.0 (CP I)	4,390,106.74	217,234.07	-	-	4,607,340.81
	11039002.0 (CP II)	57,508,929.70	24,775,789.82	-	-	82,284,719.52
	11039003.0 (CP III)	20,560,760.88	15,234,696.24	-	-	35,795,457.12
	11039004.1 (CP V)	-	6,067,354.85	-	-	6,067,354.85
		<b>167,351,484.27</b>	<b>55,294,597.64</b>	-	-	<b>222,646,081.91</b>
CESCE						
	CP I	4,055,669.02	112,644.66	-	-	4,168,313.68
	CP II	28,659,166.35	8,764,668.78	-	-	37,423,835.14
	CP III	17,353,622.62	151,835.44	-	-	17,505,458.06
	CP IV	910,781.38	44,667.01	-	-	955,448.38
	CP IV - DIFERIMIENTO III FASE	8,860,114.39	904,329.96	-	-	9,764,444.35
	CP IV - REORG. DEUDA RBV, BEX	87,910,086.67	4,916,698.18	-	-	92,826,784.84
	CP IV - REORGANIZACIÓN DEUDA	8,142,510.67	1,594,160.57	-	-	9,736,671.23
	CP V - DIFER. DEUDA POST CUT	55,096,990.11	4,586,633.12	-	-	59,683,623.23
	CP VI - RESTRUCT. DEUDA	112,324,306.33	15,365,672.39	-	-	127,689,978.72
		<b>323,313,247.54</b>	<b>36,441,310.10</b>	-	-	<b>359,754,557.64</b>
<b>Sub total - Club de Paris</b>		<b>493,000,961.17</b>	<b>94,328,475.68</b>	-	-	<b>587,329,436.85</b>
<b>Bilaterales</b>						
FIV	Arreglo de Pagos N° I (REORG. DEUDA)	5,052,539.40	303,152.35	3,287,401.07	-	8,643,092.82
	Arreglo de Pagos N° II (DÓLAR DEUDA)	2,649,167.12	132,723.18	1,789,170.17	-	4,571,060.48
<b>Sub total - Bilaterales</b>		<b>7,701,706.52</b>	<b>435,875.53</b>	<b>5,076,571.24</b>	-	<b>13,214,153.30</b>
<b>Total Transmision - ERP</b>		<b>553,516,291.36</b>	<b>94,764,351.21</b>	<b>5,076,571.24</b>	<b>2,772,715.37</b>	<b>656,129,929.18</b>

Handwritten signature or initials.



DEPARTAMENTO DE PLANIFICACION Y PROGRAMACION FINANCIERA

SERVICIO DEUDA VENCIDA Y PENDIENTE DE PAGO  
AL 31 DE AGOSTO DEL 2019

(Cifras en Lempiras)

INSTITUCION FINANCIERA	NUMERO PRESTAMO	PRINCIPAL	INTERESES	INTERESES MORATORIOS	COMISIONES	TOTAL
<b>Total Deuda Interna - ERP</b>		<b>4,109,130,832.43</b>	<b>1,519,597,947.24</b>	<b>86,794,570.45</b>	<b>48,520,169.56</b>	<b>5,764,043,519.68</b>
<b>Deuda Interna Gobierno Central</b>						
<b>GENERACION</b>						
<b>CTA. JICA - CONV. SUBSIDIARIO</b>	HO-P6	-	-	-	6,719,246.39	6,719,246.39
<b>Bono Soberano</b>	Prestamo Bono Soberano	-	1,074,998,750.00	-	-	1,074,998,750.00
<b>Total - Generacion Gobierno Central</b>		<b>-</b>	<b>1,074,998,750.00</b>	<b>-</b>	<b>6,719,246.39</b>	<b>1,081,717,996.39</b>
<b>DISTRIBUCION</b>						
<b>Banco Central de Honduras</b>						
<b>BONOS FIDEICOMISO RECUPERACION DE PERDIDAS ENEE - 2013 (RPE-2013)</b>						
<b>FICOHSA</b>	(LPS) ISIN HNEEE 00005-1 (USD) ISIN HNEEE 00003-3	-	-	-	-	-
<b>BANPAIS</b>	(LPS) ISIN HNEEE 00005-1	-	-	-	-	-
<b>Total Distribucion</b>		<b>-</b>	<b>-</b>	<b>-</b>	<b>-</b>	<b>-</b>
<b>TRANSMISION</b>						
<b>Banco Central de Honduras</b>						
<b>BONOS FIDEICOMISO RECUPERACION DE PERDIDAS ENEE - 2013 (RPE-2013)</b>						
<b>(LPS) ISIN HNEEE 00006-3</b>						
<b>CUENTA FDO. DE CONTRAVALOR HONDURAS - ESPAÑA</b>						
<b>ICO</b>	01039004.0 (030491)	136,322,347.93	11,922,052.18	-	-	148,244,400.11
	11039004.2 (CP V - Consol. Diferida)	77,353,878.28	5,390,061.24	-	-	82,743,939.53
	11039005.0 (CP VI)	2,651,309.55	165,913.04	-	-	2,817,222.58
	01039014.0	11,076,528.63	3,778,942.49	-	-	14,855,471.12
		<b>227,404,064.39</b>	<b>21,256,968.96</b>	<b>-</b>	<b>-</b>	<b>248,661,033.34</b>
<b>CTA. BID - CONV. SUBSIDIARIO</b>	1584/SF-HO	49,379,700.07	27,408,026.05	-	-	76,787,726.12
	2016/BLHO	73,136,511.40	45,611,486.03	-	-	118,747,997.43
	3103/BL-HO	-	38,213,785.32	-	1,736,228.44	39,950,013.76
	3435/BL-HO	-	8,620,708.46	-	5,436,393.01	14,057,101.47
		<b>122,516,211.46</b>	<b>119,854,005.86</b>	<b>-</b>	<b>7,172,621.45</b>	<b>249,542,838.77</b>
<b>Total - Transmision Gobierno Central</b>		<b>349,920,275.85</b>	<b>141,110,974.81</b>	<b>-</b>	<b>7,172,621.45</b>	<b>498,203,872.11</b>
<b>HOLDING</b>						
<b>CTA. IDA - CONV. SUBSIDIARIO</b>	4536-HN	30,714,250.00	-	-	18,428,550.00	49,142,800.00
<b>Total - Otros Gobierno Central</b>		<b>30,714,250.00</b>	<b>-</b>	<b>-</b>	<b>18,428,550.00</b>	<b>49,142,800.00</b>
<b>Total Deuda Interna Gobierno Central</b>		<b>380,634,525.85</b>	<b>1,216,109,724.81</b>	<b>-</b>	<b>32,320,417.84</b>	<b>1,629,064,668.51</b>
<b>Total General Deuda Interna</b>		<b>4,489,765,358.28</b>	<b>2,735,707,672.05</b>	<b>86,794,570.45</b>	<b>80,840,587.40</b>	<b>7,393,108,188.19</b>
<b>TOTAL DEUDA EXTERNA E INTERNA</b>		<b>4,495,500,256.94</b>	<b>2,739,515,486.43</b>	<b>86,794,570.45</b>	<b>80,840,587.40</b>	<b>7,402,650,901.23</b>

FILE: INFORMES MENSUALES AGOSTO /2019

EL/1



afg

GERENCIA FINANCIERA

DEPARTAMENTO DE PLANIFICACION Y PROGRAMACION FINANCIERA  
RESUMEN MOVIMIENTO SERVICIO DEUDA INTERNA AGOSTO DEL 2019

(CIFRAS EN LEMPIRAS)

INSTITUCION FINANCIERA	REFERENCIA PRÉSTAMO	TASA DE INTERES	31.07.2019	DESEMBOLSOS	SERVICIO DEUDA PAGADO				31.08.2019	REVALUACION	31.08.2019
					PRINCIPAL	INTERESES	COMISION	TOTAL	SIN REVALUACION		REVALUADO
<b>DEUDA INTERNA</b>											
GENERACION			5,847,451,755.67	1,511,710.28	-	-	-	-	5,848,963,465.95	14,635,358.15	5,863,598,824.09
DISTRIBUCION			31,085,642,025.10	2,445,401.00	54,063,368.62	232,388,170.74	6,747,819.04	293,199,358.40	31,034,024,057.47	40,497,879.37	31,074,521,936.84
TRANSMISION			2,769,152,691.56	-	-	-	-	-	2,769,152,691.56	6,540,638.46	2,775,693,330.02
HOLDING			612,837,500.00	-	-	-	-	-	612,837,500.00	1,447,500.00	614,285,000.00
<b>GRAN TOTAL</b>			<b>40,315,083,972.33</b>	<b>3,957,111.28</b>	<b>54,063,368.62</b>	<b>232,388,170.74</b>	<b>6,747,819.04</b>	<b>293,199,358.40</b>	<b>40,264,977,714.98</b>	<b>63,121,375.98</b>	<b>40,328,099,090.96</b>

AUTORIZADO POR:

  
 ANA LOURDES AGUILAR  
 JEFE DEPARTAMENTO DE PLANIFICACION  
 Y PROGRAMACION FINANCIERA



**GERENCIA FINANCIERA**  
**DEPARTAMENTO DE PLANIFICACION Y PROGRAMACION FINANCIERA**  
**MOVIMIENTO SERVICIO DEUDA INTERNA AGOSTO DEL 2019**

(CIFRAS EN LEMPIRAS)

INSTITUCION FINANCIERA	REFERENCIA PRÉSTAMO	TASA DE INTERES	31.07.2019	DESEMBOLSOS	SERVICIO DEUDA PAGADO				31.08.2019 SIN REVALUACION	REVALUACION	31.08.2019 REVALUADO
					PRINCIPAL	INTERESES	COMISION	TOTAL			
<b>DEUDA INTERNA</b>											
<b>GENERACION</b>											
<b>BCO.CENTRAL DE HONDURAS</b>											
FONDO - ERP	CLUB DE PARIS	VARIABLE	4,370,567,563.41			-	-	-	4,370,567,563.41	10,323,122.44	4,380,890,685.85
	MULTILATERALES	VARIABLE	1,434,751,269.60			-	-	-	1,434,751,269.60	3,388,830.58	1,438,140,100.18
CONV. SUBSIDIARIO - JICA	HO-P6	0.3% 0.01%	42,132,922.66	1,511,710.28		-	-	-	43,644,632.94	923,405.13	44,568,038.06
<b>TOTAL GENERACION</b>			<b>5,847,451,755.67</b>	<b>1,511,710.28</b>		-	-	-	<b>5,848,963,465.95</b>	<b>14,635,358.15</b>	<b>5,863,598,824.09</b>
<b>DISTRIBUCION</b>											
<b>GOBIERNO CENTRAL</b>											
FONDO - ERP	MULTILATERALES		323,468,436.85						323,468,436.85	764,020.74	324,232,457.59
	BILATERALES		5,636,412.45						5,636,412.45	13,313.00	5,649,725.46
GOBIERNO CENTRAL	Ptamo Temporal		4,553,496,299.16						4,553,496,299.16	-	4,553,496,299.16
Gobierno Central	Bono Soberano		12,342,808,755.63	-					12,342,808,755.63	29,153,267.67	12,371,962,023.29
<b>Banca Privada</b>											
FICOHSA 26MM	Ptmo N°01-418-280989	7.75%	432,126,179.80	-	54,063,368.62	2,979,495.44		57,042,864.06	378,062,811.18	940,678.94	379,003,490.12
Banco Ficohsa	Sindicado I	10.00%	2,499,517,035.48	-		150,186,452.78		150,186,452.78	2,499,517,035.48	-	2,499,517,035.48
	Sindicado II	10.00%	2,450,000,000.00	-		79,222,222.52		79,222,222.52	2,450,000,000.00	-	2,450,000,000.00
<b>BCO.CENTRAL DE HONDURAS</b>											
<b>BONOS FIDEICOMISO RECUPERACION DE PERDIDAS ENEE - 2013 (RPE-2013)</b>											
FICOHSA	(LPS) ISIN HNENEE 00005-1	6.0% + 1%	849,392,775.00			-	709,149.79	709,149.79	849,392,775.00	2,006,235.00	851,399,010.00
FICOHSA	(USD) ISIN HNENEE 00003-3	6.0% + 1%	857,972,500.00			-	716,313.00	716,313.00	857,972,500.00	2,026,500.00	859,999,000.00
FICOHSA	(USD) ISIN HNENEE 00004-1	6.0% + 1%	128,695,875.00			-	107,397.06	107,397.06	128,695,875.00	303,975.00	128,999,850.00
	(LPS) ISIN HNENEE 00007-5	6.0% + 1%	48,904,432.50			-	40,810.88	40,810.88	48,904,432.50	115,510.50	49,019,943.00
LAFISE	(LPS) ISIN HNENEE 00007-5	6.0% + 1%	79,791,442.50			-	66,586.18	66,586.18	79,791,442.50	188,464.50	79,979,907.00
BANPAIS	(LPS) ISIN HNENEE 00005-1	6.0% + 1%	8,579,725.00			-	7,163.21	7,163.21	8,579,725.00	20,265.00	8,599,990.00
BANCO ATLANTIDA	(USD) ISIN HNENEE 00002-5	6.0% + 1%	857,972,500.00			-	716,213.83	716,213.83	857,972,500.00	2,026,500.00	859,999,000.00
	(LPS) ISIN HNENEE 00006-3	6.0% + 1%	857,972,500.00			-	715,090.92	715,090.92	857,972,500.00	2,026,500.00	859,999,000.00

**GERENCIA FINANCIERA**  
**DEPARTAMENTO DE PLANIFICACION Y PROGRAMACION FINANCIERA**  
**MOVIMIENTO SERVICIO DEUDA INTERNA AGOSTO DEL 2019**

(CIFRAS EN LEMPIRAS)

INSTITUCION FINANCIERA	REFERENCIA PRÉSTAMO	TASA DE INTERES	31.07.2019	DESEMBOLSOS	SERVICIO DEUDA PAGADO				31.08.2019 SIN REVALUACION	REVALUACION	31.08.2019 REVALUADO
					PRINCIPAL	INTERESES	COMISION	TOTAL			
Bonos RBCP - 2016	ISIN HNENEE 000835	6.0%	1,215,330,000.00			-	1,012,775.00	1,012,775.00	1,215,330,000.00	-	1,215,330,000.00
<b>BONOS FIDEICOMISO RECUPERACION DE PERDIDAS ENEE - 2014 (RPE-2014)</b>											
	(LPS) ISIN HNENEE 000062-9	7.73% +1%	2,794,000,000.00			-	2,328,333.33	2,328,333.33	2,794,000,000.00	-	2,794,000,000.00
	(LPS) ISIN HNENEE 000063-7	7.73% +1%	373,583,000.00			-	311,319.17	311,319.17	373,583,000.00	-	373,583,000.00
<b>BONOS FIDEICOMISO RECUPERACION DE PERDIDAS ENEE - 2016 (RPE-2016)</b>											
Ficensa	(LPS) ISIN HNENEE 000090-0	9.25%	20,000,000.00			-	16,666.67	16,666.67	20,000,000.00	-	20,000,000.00
BID - CONV. SUBSIDIARIO	1584/SF-HO	1 y 2%	363,317,146.82			-	-	-	363,317,146.82	858,141.95	364,175,288.78
TESORERIA GENERAL DE LA REPUBLICA	CUT - LPS		-	2,445,401.00	-	-	-	-	2,445,401.00	-	2,445,401.00
	CUT - USD		23,077,008.90	-	-	-	-	-	23,077,008.90	54,507.06	23,131,515.96
<b>TOTAL DISTRIBUCION</b>			<b>31,085,642,025.10</b>	<b>2,445,401.00</b>	<b>54,063,368.62</b>	<b>232,388,170.74</b>	<b>6,747,819.04</b>	<b>293,199,358.40</b>	<b>31,034,024,057.47</b>	<b>40,497,879.37</b>	<b>31,074,521,936.84</b>
<b>TRANSMISION</b>											
<b>BCO.CENTRAL DE HONDURAS</b>											
<b>BONOS FIDEICOMISO RECUPERACION DE PERDIDAS ENEE - 2013 (RPE-2013)</b>											
<b>GOBIERNO CENTRAL</b>											
FONDO - ERP	CLUB DE PARIS	VARIABLE	632,285,632.57			-	-	-	632,285,632.57	1,493,435.79	633,779,068.35
	MULTILATERALES	VARIABLE	57,270,842.49			-	-	-	57,270,842.49	135,271.66	57,406,114.15
	BILATERALES	VARIABLE	149,056,292.50			-	-	-	149,056,292.50	352,065.57	149,408,358.07
BID - CONV. SUBSIDIARIO	2016/BL-HO	VARIABLE	479,478,844.26			-	-	-	479,478,844.26	1,132,511.68	480,611,355.94
		0.25%	209,958,127.50			-	-	-	209,958,127.50	495,913.50	210,454,041.00
BID - CONV. SUBSIDIARIO	3103/BL-HO	VARIABLE	393,466,188.50			-	-	-	393,466,188.50	929,352.90	394,395,541.40
		0.25%	168,628,366.50			-	-	-	168,628,366.50	398,294.10	169,026,660.60
BID - CONV. SUBSIDIARIO	3435/BL-HO	VARIABLE	323,275,624.97			-	-	-	323,275,624.97	763,565.33	324,039,190.30
		0.25%	107,657,683.31			-	-	-	107,657,683.31	254,283.55	107,911,966.86



afg



DEPARTAMENTO DE PLANIFICACION Y PROGRAMACION FINANCIERA  
RESUMEN MOVIMIENTO DEL SERVICIO DE LA DEUDA EXTERNA  
AL 31 DE AGOSTO DE 2019

INSTITUCION FINANCIERA	MDA	31.07.2019	DESEMBOLSOS	SERVICIO DE LA DEUDA PAGADA				SALDO AL 31.08.2019 SIN REVALUACION	REVALUACION	SALDO AL 31.08.2019 REVALUADO
				PRINCIPAL	INTERESES	COMISION	TOTAL			
GENERACION	LPS	6,217,133,539.00	-	-	-	-	-	6,217,133,539.00	15,705,655.22	6,232,839,194.22
<b>TOTAL DEUDA EXTERNA</b>		<b>6,217,133,539.00</b>	<b>-</b>	<b>-</b>	<b>-</b>	<b>-</b>	<b>-</b>	<b>6,217,133,539.00</b>	<b>15,705,655.22</b>	<b>6,232,839,194.22</b>

FILE: REVALUACION MENSUAL 2019- AGOSTO

AUTORIZADO POR:

  
ANA LOURDES AGUILAR  
JEFE DEPARTAMENTO DE PLANIFICACION  
Y PROGRAMACION FINANCIERA



**GERENCIA FINANCIERA**  
**DEPARTAMENTO DE PLANIFICACION Y PROGRAMACION FINANCIERA**  
**MOVIMIENTO SERVICIO DEUDA INTERNA AGOSTO DEL 2019**

(CIFRAS EN LEMPIRAS)

INSTITUCION FINANCIERA	REFERENCIA PRÉSTAMO	TASA DE INTERES	31.07.2019	DESEMBOLSOS	SERVICIO DEUDA PAGADO				31.08.2019	REVALUACION	31.08.2019
					PRINCIPAL	INTERESES	COMISION	TOTAL	SIN REVALUACION		REVALUADO
CUENTA - FDO. CONTRAVALOR HONDURAS-ESPAÑA	CONV. CONVERSIÓN ICO		248,075,088.96						248,075,088.96	585,944.38	248,661,033.34
TESORERIA GENERAL DE LA REPUBLICA	CUT - LPS		-						-	-	-
	CUT - USD		-						-	-	-
<b>TOTAL TRANSMISION</b>			<b>2,769,152,691.56</b>	<b>-</b>	<b>-</b>	<b>-</b>	<b>-</b>	<b>-</b>	<b>2,769,152,691.56</b>	<b>6,540,638.46</b>	<b>2,775,693,330.02</b>
<b>HOLDING</b> GOBIERNO CENTRAL											
IDA- CONV. SUBSIDIARIO	4536-HN	0.75%	612,837,500.00						612,837,500.00	1,447,500.00	614,285,000.00
<b>TOTAL HOLDING</b>			<b>612,837,500.00</b>	<b>-</b>	<b>-</b>	<b>-</b>	<b>-</b>	<b>-</b>	<b>612,837,500.00</b>	<b>1,447,500.00</b>	<b>614,285,000.00</b>
<b>TOTAL</b>			<b>40,315,083,972.33</b>	<b>3,957,111.28</b>	<b>54,063,368.62</b>	<b>232,388,170.74</b>	<b>6,747,819.04</b>	<b>293,199,358.40</b>	<b>40,264,977,714.98</b>	<b>63,121,375.98</b>	<b>40,328,099,090.96</b>




DEPARTAMENTO DE PLANIFICACION Y PROGRAMACION FINANCIERA  
MOVIMIENTO DEL SERVICIO DE LA DEUDA EXTERNA  
AL 31 DE AGOSTO DE 2019

INSTITUCION FINANCIERA	REFERENCIA DE PRESTAMO REFERENCIA DE PRESTAMO	MDA MONEDA	31.07.2019	DESEMBOLSOS DESEMBOLSO	SERVICIO DE LA DEUDA PAGADA				SALDO AL 31.08.2019	
					PRINCIPAL	INTERESES	COMISION	TOTAL		
<b>GENERACION</b>										
BCA. COMERC. EXTERNA										
B.N.P.	240982	USD	233,397.34						-	233,397.34
INDUSTRIAL AND COMMERCIAL BANK OF CHINA	LINEA DE CREDITO USD 297,719,934.10 *	USD	251,524,170.08	-	-	-	-	-	-	251,524,170.08
CLUB DE PARIS										
SUIZA										
SERV	CP V	CHF	127,988.05		-	-	-	-	-	127,988.05
SERV	CP VI	CHF	1,751,275.56		-	-	-	-	-	1,751,275.56

FILE: REVALUACION MENSUAL 2019- AGOSTO  
LG/ELT





**DEPARTAMENTO DE PLANIFICACION Y PROGRAMACION FINANCIERA  
MOVIMIENTO DEL SERVICIO DE LA DEUDA EXTERNA  
AL 31 DE AGOSTO DE 2019**

INSTITUCION FINANCIERA	REFERENCIA DE PRESTAMO	MDA MONEDA	31.07.2019	DESEMBOLSOS	SERVICIO DE LA DEUDA PAGADA				SALDO AL 31.08.2019 SIN REVALUACION	REVALUACION	SALDO AL 31.08.2019 REVALUADO
					PRINCIPAL	INTERESES	COMISION	TOTAL			
<b>GENERACION</b>											
BCA. COMERC. EXTERNA											
B.N.P.	240982	USD	233,397.34					-	233,397.34	-	233,397.34
INDUSTRIAL AND COMMERCIAL BANK OF CHINA	* LINEA DE CREDITO USD 297,719,934.10	USD	251,524,170.08	-	-	-	-	-	251,524,170.08	-	251,524,170.08
CLUB DE PARIS											
SUIZA SERV	CP V	USD	129,228.64					-	129,228.64	497.74	129,726.38
SERV	CP VI	USD	1,768,250.77					-	1,768,250.77	6,810.62	1,775,061.38
<b>TOTAL DEUDA EXTERNA</b>			<b>253,655,046.83</b>	-	-	-	-	-	<b>253,655,046.83</b>	<b>7,308.35</b>	<b>253,662,355.19</b>

FILE: REVALUACION MENSUAL 2019- AGOSTO

LG/ELT





DEPARTAMENTO DE PLANIFICACION Y PROGRAMACION FINANCIERA  
MOVIMIENTO DEL SERVICIO DE LA DEUDA EXTERNA  
AL 31 DE AGOSTO DE 2019

INSTITUCION FINANCIERA	REFERENCIA DE PRESTAMO	MDA	31.07.2019	DESEMBOLSOS	SERVICIO DE LA DEUDA PAGADA				SALDO AL 31.08.2019 SIN REVALUACION	REVALUACION	SALDO AL 31.08.2019 REVALUADO
					PRINCIPAL	INTERESES	COMISION	TOTAL			
<b>GENERACION</b>											
BCA. COMERC. EXTERNA											
B.N.P.	240982	LPS	5,720,008.65					-	5,720,008.65	14,890.75	5,734,899.40
INDUSTRIAL AND COMMERCIAL BANK OF CHINA *	LINEA DE CREDITO USD 297,719,934.10	LPS	6,164,253,750.65	-	-	-	-	-	6,164,253,750.65	16,047,242.05	6,180,300,992.70
CLUB DE PARIS											
SUIZA SERV	CP V	LPS	3,211,836.92					-	3,211,836.92	(24,278.06)	3,187,558.86
SERV	CP VI	LPS	43,947,942.78					-	43,947,942.78	(332,199.52)	43,615,743.25
<b>TOTAL DEUDA EXTERNA</b>			<b>6,217,133,539.00</b>	<b>-</b>	<b>-</b>	<b>-</b>	<b>-</b>	<b>-</b>	<b>6,217,133,539.00</b>	<b>15,705,655.22</b>	<b>6,232,839,194.22</b>

FILE: REVALUACION MENSUAL 2019- AGOSTO

LG/ELT

