

Tel.:(504) 2235-2928

**Gerencia Financiera**

APARTADO No. 99

**MEMORANDO**  
**DPPF-145-2019**

**PARA :** LIC. LUIS FERNANDO CRUZ MUÑOZ  
JEFE UNIDAD DE TRANSPARENCIA

**DE :** ANA LOURDES AGUILAR  
JEFE DEPTO. DE PLANIFICACION Y PROGRAMACION FINANCIERA

**ASUNTO :** INFORMES DEUDA EXTERNA E INTERNA JUNIO/2019


**FECHA :** 08 DE JULIO DE 2019



En cumplimiento al Memorándum – Circular No. GG-229, adjunto remitimos los Informes Preliminares de la Situación de la Deuda al 30.06.2019

- Movimiento del Servicio de la Deuda Externa en Moneda Contratada, US Dólares y Lempiras.
- Movimiento del Servicio de la Deuda Interna en Lempiras.
- Deuda Vencida y Pendiente de pago en US Dólares y Lempiras

Atentamente,



- 📁 Ing. Jesús Mejía – Gerente General ENEE
- 📁 Abg. Francisco Ayes Callejas – Director Legal
- 📁 Lic. Ana Aguilar V.- Departamento de Planificación y Programación Financiera
- 📁 Archivo

AA/ELT



REPUBLICA DE EL SALVADOR  
MINISTERIO DE ECONOMIA Y FINANZAS  
SECRETARÍA DE PLANIFICACIÓN Y PROGRAMACIÓN FINANCIERA


DEPARTAMENTO DE PLANIFICACION Y PROGRAMACION FINANCIERA

RESUMEN SERVICIO DEUDA VENCIDA PENDIENTE DE PAGO  
AL 30 DE JUNIO DEL 2019

(Cifras en Lempiras)

CONCEPTO	PRINCIPAL	INTERESES	INTERESES MORATORIOS	COMISIONES	TOTAL
<b>PRESTAMOS DEUDA EXTERNA E INTERNA</b>					
GENERACION	3,387,440,360.03	1,897,869,188.52	77,839,405.48	50,907,186.47	5,414,056,140.51
DISTRIBUCION	141,016,260.05	59,851,418.92	3,666,411.74	-	204,534,090.71
TRANSMISION	896,529,779.81	234,872,260.70	5,063,389.85	9,924,906.26	1,146,390,336.62
HOLDING	30,634,500.00	-	-	18,380,700.00	49,015,200.00
	<b>4,455,620,899.89</b>	<b>2,192,592,868.14</b>	<b>86,569,207.08</b>	<b>79,212,792.73</b>	<b>6,813,995,767.84</b>
<b>TOTAL DEUDA EXTERNA E INTERNA</b>	<b>4,455,620,899.89</b>	<b>2,192,592,868.14</b>	<b>86,569,207.08</b>	<b>79,212,792.73</b>	<b>6,813,995,767.84</b>

AUTORIZADO POR:

  
ANA LOURDES AGUILAR  
JEFE DEPARTAMENTO DE PLANIFICACION  
Y PROGRAMACION FINANCIERA







EMPRESA NACIONAL DE  
ENERGIA ELÉCTRICAS  
ENEE



DEPARTAMENTO DE PLANIFICACION Y PROGRAMACION FINANCIERA

SERVICIO DEUDA VENCIDA Y PENDIENTE DE PAGO  
AL 30 DE JUNIO DEL 2019

(Cifras en Lempiras)

INSTITUCION FINANCIERA	NUMERO PRESTAMO	PRINCIPAL	INTERESES	INTERESES MORATORIOS	COMISIONES	TOTAL
<b>DEUDA EXTERNA</b>						
<b>GENERACION</b>						
SUIZA						
SERV	CP V			-	-	-
SERV	CP VI			-	-	-
BNP	240982	5,720,007.91	3,797,927.33	-	-	9,517,935.25
<b>Total Deuda Externa</b>		<b>5,720,007.91</b>	<b>3,797,927.33</b>	<b>-</b>	<b>-</b>	<b>9,517,935.25</b>

INSTITUCION FINANCIERA	NUMERO PRESTAMO	PRINCIPAL	INTERESES	INTERESES MORATORIOS	COMISIONES	TOTAL
<b>DEUDA INTERNA</b>						
<b>ERP</b>						
<b>GENERACION</b>						
<u>Multilaterales</u>						
IDA	0116-HO	37,146,025.71	-	-	1,532,273.37	38,678,299.08
	0989-HO	169,102,440.00	-	-	21,560,561.10	190,663,001.10
	2417-HO	71,703,041.98	-	-	21,112,552.23	92,815,594.21
BID	572/SF-HO	776,912,159.08	97,572,980.66	-	-	874,485,139.73
<b>Sub-total Multilaterales</b>		<b>1,054,863,666.76</b>	<b>97,572,980.66</b>	<b>-</b>	<b>44,205,386.70</b>	<b>1,196,642,034.12</b>
<u>Club de paris</u>						
<b>Alemania</b>						
KFW	197965593	86,196,395.79	12,963,183.87	-	-	99,159,579.66
	199165713	8,029,685.80	1,866,902.37	-	-	9,896,588.18
	199165614 - CP I	1,137,211.46	38,854.54	-	-	1,176,066.00
	199365586 - CP II	262,619.22	74,369.75	-	-	336,988.97
	199665969 - CP III	104,796.20	49,153.23	-	-	153,949.43
	200065011 - CP IV - T1	245,485.99	883,642.98	-	-	1,129,128.97
	200065011 - CP IV - T2	202.77	729.90	-	-	932.67
	200065011 - CP IV - T3	332,262.46	3,787.90	-	-	336,050.36
	200065011 - CP IV - T4	52,510.18	598.63	-	-	53,108.81
		<b>96,361,169.87</b>	<b>15,881,223.17</b>	<b>-</b>	<b>-</b>	<b>112,242,393.04</b>
<b>HERMES</b>						
	HERMES I	13,103,496.02	909,237.00	-	-	14,012,733.02
	HERMES CP II	45,640,530.65	28,492,704.78	-	-	74,133,235.43
	HERMES CP III	4,560,092.48	3,703,877.71	-	-	8,263,970.19
	HERMES CP IV	44,013,448.43	81,189,769.78	-	-	125,203,218.22
	HERMES 1era. Capital. CP IV	741,569.75	1,367,942.78	-	-	2,109,512.54
	HERMES 2da. Capital. CP IV	5,170,834.62	570,084.56	-	-	5,740,919.18
	HERMES 3ra. Capital. CP IV	412,756.90	45,506.48	-	-	458,263.38
		<b>113,642,728.87</b>	<b>116,279,123.10</b>	<b>-</b>	<b>-</b>	<b>229,921,851.96</b>
<b>FRANCIA</b>						
<b>COFACE</b>						
	CP I	10,734,418.31	406,627.18	-	-	11,141,045.49
	CP II	90,996,935.21	31,885,202.43	-	-	122,882,137.64
	CP IV	43,429,709.85	51,120,851.83	-	-	94,550,561.68
	CP IV - CAPITALIZACIÓN	5,242,998.06	331,810.66	-	-	5,574,808.71
		<b>150,404,061.42</b>	<b>83,744,492.10</b>	<b>-</b>	<b>-</b>	<b>234,148,553.52</b>
<b>ITALIA</b>						
<b>SACE</b>						
	HOND 1 (CP I)	19,713,650.30	1,240,111.81	-	-	20,953,762.11
	HOND 2 (CP II)	162,791,803.08	12,401,494.88	-	-	175,193,297.96
	HOND 3 (CP III)	36,394,806.37	3,442,365.28	-	-	39,837,171.66
	HOND 4 (CP IV)	80,119,938.01	71,567,801.06	-	-	151,687,739.07
	HOND 4 (CP IV 1era. CAPITAL)	5,044,166.49	219,498.52	-	-	5,263,665.01
	HOND 4 (CP IV 2da. CAPITAL)	248,196.06	10,686.99	-	-	258,883.05
		<b>304,312,560.30</b>	<b>88,881,958.56</b>	<b>-</b>	<b>-</b>	<b>393,194,518.86</b>
<b>JAPON</b>						
<b>EXIMBANK-JAPON</b>						
	R1 - (CP I)	173,300,829.32	25,713,765.29	23,696,840.26	-	222,711,434.87
	R2 - (CP II)	182,789,697.40	37,634,729.63	4,553,447.41	-	224,977,874.43
	R2 - (CP II - CAPITAL)	11,780,993.93	-	289,108.85	-	12,070,102.78
	R3 - (CP III)	22,082,249.59	5,959,398.57	572,084.88	-	28,613,733.03
	R3 - (CP III - CAPITAL)	1,526,623.38	-	37,175.31	-	1,563,798.69
	R4 - (CP IV 2.005 MM)	86,752,126.26	134,427,478.58	907,741.70	-	222,087,346.53
	R4 - (CP IV 201 MM)	8,734,911.94	38,617,214.86	501,699.76	-	47,853,826.56
	R4 - (CP IV 2da FASE)	15,049,370.38	3,916,299.53	1,103,741.70	-	20,069,411.61
	R4 - (CP IV 3era FASE)	8,112,334.94	-	-	-	8,112,334.94
		<b>510,129,137.14</b>	<b>246,268,886.45</b>	<b>31,661,839.86</b>	<b>-</b>	<b>788,059,863.46</b>
<b>JBIC</b>						
	HO - P1	666,564,636.24	105,034,687.95	31,389,548.29	-	802,988,872.49
	HO - R1 (CP I)	148,488,149.38	26,124,806.10	5,448,530.71	-	180,061,486.20
	HO - R2 (CP II)	198,305,564.81	248,795,943.19	4,120,414.27	-	451,221,922.26
	HO - R3 (CP III)	16,686,505.25	35,623,741.30	521,974.93	-	52,832,221.47

2-19



EMPRESA NACIONAL DE  
ENERGÍA ELÉCTRICA  
ENEE



DEPARTAMENTO DE PLANIFICACION Y PROGRAMACION FINANCIERA  
SERVICIO DEUDA VENCIDA Y PENDIENTE DE PAGO  
AL 30 DE JUNIO DEL 2019

(Cifras en Lempiras)

INSTITUCION FINANCIERA	NUMERO PRESTAMO	PRINCIPAL	INTERESES	INTERESES MORATORIOS	COMISIONES	TOTAL
SUIZA SERV	HO - R4 (CP IV)	24,217,159.02	284,213,025.57	4,697,097.42	-	313,127,282.01
		1,054,262,014.70	699,792,204.10	46,177,565.62	-	1,800,231,784.42
	SERV - CP II	52,495,176.39	1,762,930.34	-	-	54,258,106.73
	SERV - CP III	37,468,736.18	335,976.25	-	-	37,804,712.43
	SERV - CP IV	3,758,466.52	1,716,955.60	-	-	5,475,422.12
	SERV - DIFERIMIENTO CPIV	153,515.72	3,977.78	-	-	157,493.50
	93,875,894.82	3,819,839.96	-	-	97,695,734.78	
<b>Club de paris</b>						
ESTADOS UNIDOS EXIMBANK-USA	R - 190 Q (CP II)	855,979.89	417,289.78	-	-	1,273,269.66
	R-244-Q (CP IV)	2,625,311.95	5,263,647.57	-	-	7,888,959.52
	R-244-R (CP IV CAPITALIZACION)	387,826.40	45,865.74	-	-	433,692.14
		3,869,118.23	5,726,803.09	-	-	9,595,921.33
<b>Sub total - Club de Paris</b>		2,326,856,685.35	1,260,394,530.53	77,839,405.48	-	3,665,090,621.37
<b>Total Generacion - ERP</b>		3,381,720,352.11	1,357,967,511.19	77,839,405.48	44,205,386.70	4,861,732,655.49
<b>DISTRIBUCION</b>						
<b>Multilaterales</b>						
BID	936/SF-HO	135,381,203.84	59,513,315.57	-	-	194,894,519.41
<b>Bilaterales</b>						
FIV	Arreglo de Pagos N° I (REORG. DEUDA)	5,635,056.21	338,103.35	3,666,411.74	-	9,639,571.30
<b>Total Distribucion - ERP</b>		141,016,260.05	59,851,418.92	3,666,411.74	-	204,534,090.71
<b>TRANSMISION</b>						
<b>Multilaterales</b>						
IDA	0201-HO	52,676,492.32	-	-	2,765,515.97	55,442,008.29
<b>Club de paris</b>						
Alemania KFW	199165614 - CP I	1,137,211.46	38,854.54	-	-	1,176,066.00
	199365586 - CP II	262,619.22	74,369.75	-	-	336,988.97
	199665969 - CP III	104,796.20	49,153.23	-	-	153,949.43
	200065011 - CP IV - T1	670,950.97	2,415,132.22	-	-	3,086,083.18
	200065011 - CP IV - T2	1,486.99	5,352.60	-	-	6,839.58
	200065011 - CP IV - T4	141,972.33	1,618.53	-	-	143,590.86
		2,319,037.17	2,584,480.86	-	-	4,903,518.03
ESPAÑA ICO	01039001.0 (150688)	16,984,350.19	455,665.88	-	-	17,440,016.07
	REPROGRAMACION 01039014.0	8,765,483.53	-	-	-	8,765,483.53
	01039014.0	55,238,841.30	8,131,669.29	-	-	63,370,510.59
	11039001.0 (CP I)	4,378,707.76	216,670.02	-	-	4,595,377.79
	11039002.0 (CP II)	57,359,606.93	24,711,459.12	-	-	82,071,066.05
	11039003.0 (CP III)	20,507,374.57	15,195,139.13	-	-	35,702,513.69
	11039004.1 (CP V)	-	6,051,600.87	-	-	6,051,600.87
		163,234,364.27	54,762,204.31	-	-	217,996,568.59
CESCE	CP I	4,045,138.42	112,352.17	-	-	4,157,490.59
	CP II	28,584,752.41	8,741,911.19	-	-	37,326,663.60
	CP III	16,441,278.13	151,005.14	-	-	16,592,283.27
	CP IV	908,416.52	44,551.03	-	-	952,967.55
	CP IV - DIFERIMIENTO III FASE	8,837,108.98	901,981.86	-	-	9,739,090.83
	CP IV - REORG. DEUDA BBV,BEX	87,681,826.84	4,903,931.90	-	-	92,585,758.74
	CP IV - REORGANIZACION DEUDA	8,121,368.52	1,590,021.31	-	-	9,711,389.82
	CP V - DIFER. DEUDA POST CUT	54,953,929.97	4,574,723.86	-	-	59,528,653.83
	CP VI - RESTRUCT. DEUDA	112,032,654.63	15,325,775.19	-	-	127,358,429.82
		321,606,474.40	36,346,253.65	-	-	357,952,728.05
<b>Sub total - Club de Paris</b>		487,159,875.84	93,692,938.82	-	-	580,852,814.66
<b>Bilaterales</b>						
FIV	Arreglo de Pagos N° I (REORG. DEUDA)	5,039,420.41	302,365.21	3,278,865.29	-	8,620,650.90
	Arreglo de Pagos N° II (DÓLAR DEUDA)	2,642,288.52	132,378.57	1,784,524.56	-	4,559,191.65
<b>Sub total - Bilaterales</b>		7,681,708.93	434,743.77	5,063,389.85	-	13,179,842.55
<b>Total Transmision - ERP</b>		547,518,077.08	94,127,682.60	5,063,389.85	2,765,515.97	649,474,665.50

019



DEPARTAMENTO DE PLANIFICACION Y PROGRAMACION FINANCIERA

SERVICIO DEUDA VENCIDA Y PENDIENTE DE PAGO  
AL 30 DE JUNIO DEL 2019

(Cifras en Lempiras)

INSTITUCION FINANCIERA	NUMERO PRESTAMO	PRINCIPAL	INTERESES	INTERESES MORATORIOS	COMISIONES	TOTAL
<b>Total Deuda Interna - ERP</b>						
		4,070,254,689.24	1,511,946,612.71	86,569,207.08	46,970,902.67	5,715,741,411.70
<b>Deuda Interna Gobierno Central</b>						
<b>GENERACION</b>						
CTA. JICA - CONV. SUBSIDIARIO	HO-P6	-	-	-	6,701,799.77	6,701,799.77
Bono Soberano	Prestamo Bono Soberano	-	536,103,750.00	-	-	536,103,750.00
<b>Total - Generacion Gobierno Central</b>		-	536,103,750.00	-	6,701,799.77	542,805,549.77
<b>DISTRIBUCION</b>						
<b>Banco Central de Honduras</b>						
<b>BONOS FIDEICOMISO RECUPERACION DE PERDIDAS ENEE - 2013 (RPE-2013)</b>						
FICOHSA	(LPS) ISIN HNENEE 00005-1 (USD) ISIN HNENEE 00003-3	-	-	-	-	-
BANPAIS	(LPS) ISIN HNENEE 00005-1	-	-	-	-	-
<b>Total Distribucion</b>		-	-	-	-	-
<b>TRANSMISION</b>						
<b>Banco Central de Honduras</b>						
<b>BONOS FIDEICOMISO RECUPERACION DE PERDIDAS ENEE - 2013 (RPE-2013)</b>						
(LPS) ISIN HNENEE 00006-3						
<b>CUENTA FDO. DE CONTRAVALOR HONDURAS - ESPAÑA</b>						
ICO	01039004.0 (030491)	135,968,384.95	11,891,096.40	-	-	147,859,481.35
	11039004.2 (CP V - Consol. Diferida)	77,153,027.81	5,376,065.87	-	-	82,529,093.68
	11039005.0 (CP VI)	2,644,425.38	165,482.24	-	-	2,809,907.62
	01039014.0	11,047,768.26	3,769,130.41	-	-	14,816,898.67
		226,813,606.40	21,201,774.92	-	-	248,015,381.33
CTA. BID - CONV. SUBSIDIARIO	1584/SF-HO	49,251,484.95	27,336,860.71	-	-	76,588,345.66
	2016/BLHO	72,946,611.37	45,493,055.14	-	-	118,439,666.51
	3103/BL-HO	-	38,114,562.67	-	1,737,112.95	39,851,675.62
	3435/BL-HO	-	8,598,324.66	-	5,422,277.34	14,020,602.00
		122,198,096.33	119,542,803.18	-	7,159,390.29	248,900,289.79
<b>Total - Transmisión Gobierno Central</b>		349,011,702.73	140,744,578.10	-	7,159,390.29	496,915,671.12
<b>HOLDING</b>						
CTA. IDA - CONV. SUBSIDIARIO	4536-HN	30,634,500.00	-	-	18,380,700.00	49,015,200.00
<b>Total - Otros Gobierno Central</b>		30,634,500.00	-	-	18,380,700.00	49,015,200.00
<b>Total Deuda Interna Gobierno Central</b>		379,646,202.73	676,848,328.10	-	32,241,890.06	1,088,736,420.89
<b>Total General Deuda Interna</b>		4,449,900,891.97	2,188,794,940.81	86,569,207.08	79,212,792.73	6,804,477,832.59
<b>TOTAL DEUDA EXTERNA E INTERNA</b>		4,455,620,899.89	2,192,592,868.14	86,569,207.08	79,212,792.73	6,813,995,767.84





EMPRESA NACIONAL DE  
ENERGIA ELÉCTRICA  
ENEE


GERENCIA FINANCIERA

RESUMEN SERVICIO DEUDA VENCIDA PENDIENTE DE PAGO  
AL 30 DE JUNIO DEL 2019

(Cifras en Dolares)

CONCEPTO	PRINCIPAL	INTERESES	INTERESES MORATORIOS	COMISIONES	TOTAL
<b>PRESTAMOS DEUDA EXTERNA E INTERNA</b>					
GENERACION	138,219,995.43	77,440,026.30	3,176,133.34	2,077,199.99	220,913,355.06
DISTRIBUCION	5,753,980.81	2,442,157.49	149,603.05	-	8,345,741.35
TRANSMISION	36,581,704.44	9,583,650.00	206,604.88	404,972.59	46,776,931.92
HOLDING	1,250,000.00	-	-	750,000.00	2,000,000.00
	<b>181,805,680.68</b>	<b>89,465,833.79</b>	<b>3,532,341.28</b>	<b>3,232,172.58</b>	<b>278,036,028.33</b>
<b>TOTAL DEUDA EXTERNA E INTERNA</b>	<b>181,805,680.68</b>	<b>89,465,833.79</b>	<b>3,532,341.28</b>	<b>3,232,172.58</b>	<b>278,036,028.33</b>

AUTORIZADO POR:

  
ANA LOURDES AGUILAR  
JEFE DEPARTAMENTO DE PLANIFICACION  
Y PROGRAMACION FINANCIERA





EMPRESA NACIONAL DE  
ENERGIA ELÉCTRICA  
ENEL



GERENCIA FINANCIERA

SERVICIO DEUDA VENCIDA Y PENDIENTE DE PAGO  
AL 30 DE JUNIO DEL 2019

(Cifras en Dolares)

INSTITUCION FINANCIERA	NUMERO PRESTAMO	PRINCIPAL	INTERESES	INTERESES MORATORIOS	COMISIONES	TOTAL
<b>DEUDA EXTERNA</b>						
<b>GENERACION</b>						
SUIZA						
SERV	CP V					
SERV	CP VI					
BNP	240982	233,397.31	154,969.37			388,366.68
<b>Total Deuda Externa</b>		<b>233,397.31</b>	<b>154,969.37</b>	<b>-</b>	<b>-</b>	<b>388,366.68</b>

<b>DEUDA INTERNA</b>						
<b>ERP</b>						
<b>GENERACION</b>						
<b>Multilaterales</b>						
IDA	0116-HO	1,515,694.14	-	-	62,522.38	1,578,216.52
	0989-HO	6,900,000.00	-	-	879,750.00	7,779,750.00
	2417-HO	2,925,747.20	-	-	861,469.59	3,787,216.79
BID	572/SF-HO	31,700,866.63	3,981,335.61	-	-	35,682,202.24
<b>Sub-total Multilaterales</b>		<b>43,042,307.97</b>	<b>3,981,335.61</b>	<b>-</b>	<b>1,803,741.97</b>	<b>48,827,385.55</b>
<b>Club de paris</b>						
<b>Alemania</b>						
KFW	197965593	3,517,129.21	528,945.46	-	-	4,046,074.67
	199165713	327,640.64	76,176.47	-	-	403,817.11
	199165614 - CP I	46,402.40	1,585.41	-	-	47,987.81
	199365586 - CP II	10,715.83	3,034.56	-	-	13,750.39
	199665969 - CP III	4,276.07	2,005.63	-	-	6,281.70
	200065011 - CP IV - T1	10,016.73	36,055.88	-	-	46,072.60
	200065011 - CP IV - T2	8.27	29.78	-	-	38.06
	200065011 - CP IV - T3	13,557.53	154.56	-	-	13,712.09
	200065011 - CP IV - T4	2,142.61	24.43	-	-	2,167.03
		<b>3,931,889.29</b>	<b>648,012.17</b>	<b>-</b>	<b>-</b>	<b>4,579,901.46</b>
<b>HERMES</b>						
	HERMES I	534,670.72	37,100.21	-	-	571,770.92
	HERMES CP II	1,862,301.11	1,162,606.90	-	-	3,024,908.01
	HERMES CP III	186,068.50	151,131.80	-	-	337,200.30
	HERMES CP IV	1,795,910.18	3,312,840.50	-	-	5,108,750.68
	HERMES 1era. Capital. CP IV	30,258.77	55,817.08	-	-	86,075.85
	HERMES 2da. Capital. CP IV	210,989.02	23,261.54	-	-	234,250.57
	HERMES 3ra. Capital. CP IV	16,842.00	1,856.83	-	-	18,698.83
		<b>4,637,040.30</b>	<b>4,744,614.86</b>	<b>-</b>	<b>-</b>	<b>9,381,655.16</b>
<b>FRANCIA</b>						
<b>COFACE</b>						
	CP I	438,003.65	16,591.88	-	-	454,595.53
	CP II	3,713,008.83	1,301,033.25	-	-	5,014,042.08
	CP IV	1,772,091.51	2,085,918.32	-	-	3,858,009.83
	CP IV - CAPITALIZACION	213,933.56	13,539.09	-	-	227,472.65
		<b>6,137,037.55</b>	<b>3,417,082.54</b>	<b>-</b>	<b>-</b>	<b>9,554,120.09</b>
<b>ITALIA</b>						
<b>SACE</b>						
	HOND 1 (CP I)	804,389.26	50,601.11	-	-	854,990.37
	HOND 2 (CP II)	6,642,502.86	506,026.49	-	-	7,148,529.35
	HOND 3 (CP III)	1,485,041.63	140,461.13	-	-	1,625,502.77
	HOND 4 (CP IV)	3,269,187.44	2,920,228.87	-	-	6,189,416.31
	HOND 4 (CP IV 1era. CAPITAL)	205,820.50	8,956.35	-	-	214,776.85
	HOND 4 (CP IV 2da. CAPITAL)	10,127.31	436.07	-	-	10,563.38
		<b>12,417,069.00</b>	<b>3,626,710.02</b>	<b>-</b>	<b>-</b>	<b>16,043,779.03</b>
<b>JAPON</b>						
<b>EXIMBANK-JAPON</b>						
	R1 - (CP I)	7,071,309.69	1,049,215.97	966,918.03	-	9,087,443.69
	R2 - (CP II)	7,458,490.32	1,535,635.05	185,797.36	-	9,179,922.74
	R2 - (CP II - CAPITAL)	480,707.78	-	11,796.70	-	492,504.48
	R3 - (CP III)	901,036.80	243,165.33	23,343.16	-	1,167,545.29
	R3 - (CP III - CAPITAL)	62,291.84	-	1,516.89	-	63,808.72
	R4 - (CP IV 2,005 MM)	3,539,805.05	5,485,134.35	37,039.19	-	9,061,978.59
	R4 - (CP IV 201 MM)	356,416.46	1,575,724.06	20,471.19	-	1,952,611.70
	R4 - (CP IV 2da FASE)	614,069.53	159,799.39	45,036.71	-	818,905.63
	R4 - (CP IV 3era FASE)	331,013.03	-	-	-	331,013.03
		<b>20,815,140.49</b>	<b>10,048,674.14</b>	<b>1,291,919.24</b>	<b>-</b>	<b>32,155,733.87</b>
<b>JBIC</b>						
	HO - P1	27,198,282.83	4,285,800.65	1,280,808.74	-	32,764,892.22
	HO - R1 (CP I)	6,058,861.31	1,065,987.94	222,320.04	-	7,347,169.29
	HO - R2 (CP II)	8,091,594.64	10,151,787.33	168,128.02	-	18,411,509.99
	HO - R3 (CP III)	680,870.64	1,453,579.35	21,298.49	-	2,155,748.48

2/9



ESTADOS FINANCIEROS  
EMPRESA NACIONAL DE  
ENERGIA ELÉCTRICA  
ENEL



GERENCIA FINANCIERA

SERVICIO DEUDA VENCIDA Y PENDIENTE DE PAGO  
AL 30 DE JUNIO DEL 2019

(Cifras en Dolares)

INSTITUCION FINANCIERA	NUMERO PRESTAMO	PRINCIPAL	INTERESES	INTERESES MORATORIOS	COMISIONES	TOTAL
SUIZA SERV	HO - R4 (CP IV)	988,148.94	11,596,934.24	191,658.81	-	12,776,741.99
		43,017,758.36	28,554,089.51	1,884,214.11	-	73,456,061.97
	SERV - CP II	2,141,995.81	71,934.03	-	-	2,213,929.83
	SERV - CP III	1,528,861.91	13,709.06	-	-	1,542,570.98
	SERV - CP IV	153,359.22	70,058.09	-	-	223,417.31
	SERV - DIFERIMIENTO CP IV	6,264.00	162.31	-	-	6,426.31
		3,830,480.95	155,863.49	-	-	3,986,344.43
<b>Club de paris</b>						
ESTADOS UNIDOS EXIMBANK-USA	R - 190 Q (CP II)	34,927.12	17,026.95	-	-	51,954.07
	R-244-Q (CP IV)	107,122.36	214,776.13	-	-	321,898.49
	R-244-R (CP IV CAPITALIZACIÓN)	15,824.74	1,871.49	-	-	17,696.23
		157,874.22	233,674.58	-	-	391,548.80
<b>Sub total - Club de Paris</b>		94,944,290.15	51,428,721.32	3,176,133.34	-	149,549,144.81
<b>Total Generacion - ERP</b>		137,986,598.12	55,410,056.93	3,176,133.34	1,803,741.97	198,376,530.36
<b>DISTRIBUCION</b>						
<b>Multilaterales</b>						
BID	936/SF-HO	5,524,049.84	2,428,361.63	-	-	7,952,411.47
<b>Bilaterales</b>						
FIV	Arreglo de Pagos N° I (REORG. DEUDA)	229,930.97	13,795.86	149,603.05	-	393,329.88
<b>Total Distribucion - ERP</b>		5,753,980.81	2,442,157.49	149,603.05	-	8,345,741.35
<b>TRANSMISION</b>						
<b>Multilaterales</b>						
IDA	0201-HO	2,149,394.16	-	-	112,843.20	2,262,237.36
<b>Club de paris</b>						
Alemania KFW	199165614 - CP I	46,402.40	1,585.41	-	-	47,987.81
	199365586 - CP II	10,715.83	3,034.56	-	-	13,750.39
	199665969 - CP III	4,276.07	2,005.63	-	-	6,281.70
	200065011 - CP IV - T1	27,377.26	98,546.26	-	-	125,923.52
	200065011 - CP IV - T2	60.67	218.41	-	-	279.08
	200065011 - CP IV - T4	5,792.99	66.04	-	-	5,859.03
		94,625.23	105,456.30	-	-	200,081.53
ESPAÑA ICO	01039001.0 (150688)	693,023.80	18,592.84	-	-	711,616.64
	REPROGRAMACION 01039014.0	357,663.89	-	-	-	357,663.89
	01039014.0	2,253,947.40	331,801.94	-	-	2,585,749.34
	11039001.0 (CP I)	178,667.34	8,840.93	-	-	187,508.27
	11039002.0 (CP II)	2,340,482.42	1,008,318.20	-	-	3,348,800.62
	11039003.0 (CP III)	836,776.13	620,017.43	-	-	1,456,793.55
	11039004.1 (CP V)	-	246,927.52	-	-	246,927.52
		6,660,560.98	2,234,498.86	-	-	8,895,059.84
CESCE	CP I	165,056.49	4,584.38	-	-	169,640.87
	CP II	1,166,362.78	356,702.05	-	-	1,523,064.83
	CP III	670,864.47	6,161.56	-	-	677,026.04
	CP IV	37,066.73	1,817.85	-	-	38,884.57
	CP IV - DIFERIMIENTO III FASE	360,586.47	36,804.17	-	-	397,390.64
	CP IV - REORG. DEUDA BBV,BEX	3,577,740.25	200,098.41	-	-	3,777,838.66
	CP IV - REORGANIZACION DEUDA	331,381.63	64,878.70	-	-	396,260.34
	CP V - DIFER. DEUDA POST CUT	2,242,321.97	186,665.52	-	-	2,428,987.49
	CP VI - RESTRUCT. DEUDA	4,571,343.36	625,347.86	-	-	5,196,691.22
		13,122,724.15	1,483,060.51	-	-	14,605,784.66
<b>Sub total - Club de Paris</b>		19,877,910.36	3,823,015.67	-	-	23,700,926.03
<b>Bilaterales</b>						
FIV	Arreglo de Pagos N° I (REORG. DEUDA)	205,626.84	12,337.61	133,789.73	-	351,754.19
	Arreglo de Pagos N° II (DÓLAR DEUDA)	107,815.07	5,401.53	72,815.15	-	186,031.75
<b>Sub total - Bilaterales</b>		313,441.91	17,739.14	206,604.88	-	537,785.93
<b>Total Transmision - ERP</b>		22,340,746.42	3,840,754.81	206,604.88	112,843.20	26,500,949.32

2019





GERENCIA FINANCIERA

SERVICIO DEUDA VENCIDA Y PENDIENTE DE PAGO  
AL 30 DE JUNIO DEL 2019

(Cifras en Dolares)

INSTITUCION FINANCIERA	NUMERO PRESTAMO	PRINCIPAL	INTERESES	INTERESES MORATORIOS	COMISIONES	TOTAL
<b>Total Deuda Interna - ERP</b>						
		166,081,325.35	61,692,969.23	3,532,341.28	1,916,585.17	233,223,221.03
<b>Deuda Interna Gobierno Central</b>						
<b>GENERACION</b>						
CTA. JICA - CONV. SUBSIDIARIO	HO-P6	-	-	-	273,458.02	273,458.02
Bono Soberano	Prestamo Bono Soberano	-	21,875,000.00	-	-	21,875,000.00
<b>Total - Generacion Gobierno Central</b>						
		-	21,875,000.00	-	273,458.02	22,148,458.02
<b>DISTRIBUCION</b>						
<b>Banco Central de Honduras</b>						
<b>BONOS FIDEICOMISO RECUPERACION DE PERDIDAS ENEE - 2013 (RPE-2013)</b>						
FICOHSA	(LPS) ISIN HNENEE 00005-1 (USD) ISIN HNENEE 00003-3	-	-	-	-	-
BANPAIS	(LPS) ISIN HNENEE 00005-1	-	-	-	-	-
<b>Total Distribucion</b>						
		-	-	-	-	-
<b>TRANSMISION</b>						
<b>Banco Central de Honduras</b>						
<b>BONOS FIDEICOMISO RECUPERACION DE PERDIDAS ENEE - 2013 (RPE-2013)</b>						
BANCO ATLANTIDA	(LPS) ISIN HNENEE 00006-3	-	-	-	-	-
<b>CUENTA FDO. DE CONTRAVALOR HONDURAS - ESPAÑA</b>						
ICO	01039004.0 (030491)	5,548,008.98	485,200.36	-	-	6,033,209.35
	11039004.2 (CP V - Consol. Diferida)	3,148,126.61	219,363.21	-	-	3,367,489.83
	11039005.0 (CP VI)	107,902.26	6,752.28	-	-	114,654.54
	01039014.0	450,789.48	153,794.35	-	-	604,583.83
		9,254,827.34	865,110.21	-	-	10,119,937.54
CTA. BID - CONV. SUBSIDIARIO	1584/SF-HO 2016/BLHO 3103/BL-HO 3435/BL-HO	2,009,641.29 2,976,489.39 - -	1,115,444.22 1,856,283.57 1,555,214.00 350,843.19	- - - -	- - 70,880.58 221,248.81	3,125,085.51 4,832,772.96 1,626,094.58 572,092.00
		4,986,130.68	4,877,784.98	-	292,129.39	10,156,045.06
<b>Total - Transmisión Gobierno Central</b>						
		14,240,958.02	5,742,895.19	-	292,129.39	20,275,982.60
<b>HOLDING</b>						
CTA. IDA - CONV. SUBSIDIARIO	4536-HN	1,250,000.00	-	-	750,000.00	2,000,000.00
<b>Total - Otros Gobierno Central</b>						
		1,250,000.00	-	-	750,000.00	2,000,000.00
<b>Total Deuda Interna Gobierno Central</b>						
		15,490,958.02	27,617,895.19	-	1,315,587.41	44,424,440.62
<b>Total General Deuda Interna</b>						
		181,572,283.37	89,310,864.42	3,532,341.28	3,232,172.58	277,647,661.65
<b>TOTAL DEUDA EXTERNA E INTERNA</b>						
		181,805,680.68	89,465,833.79	3,532,341.28	3,232,172.58	278,036,028.33





\*\*\*  
EMPRESA NACIONAL DE  
ENERGÍA ELÉCTRICA  
ENEE

DEPARTAMENTO DE PLANIFICACION Y PROGRAMACION FINANCIERA  
RESUMEN MOVIMIENTO DEL SERVICIO DE LA DEUDA EXTERNA  
AL 30 DE JUNIO DE 2019

INSTITUCION FINANCIERA	MDA	31.05.2019	DESEMBOLSOS	SERVICIO DE LA DEUDA PAGADA				SALDO AL 30.06.2019 SIN REVALUACION	REVALUACION	SALDO AL 30.06.2019 REVALUADO
				PRINCIPAL	INTERESES	COMISION	TOTAL			
GENERACION	LPS	6,575,150,279.99	-	364,705,430.80	223,796,607.20	3,102,437.28	591,604,475.28	6,210,444,849.19	6,688,689.80	6,217,133,539.00
<b>TOTAL DEUDA EXTERNA</b>		<b>6,575,150,279.99</b>	<b>-</b>	<b>364,705,430.80</b>	<b>223,796,607.20</b>	<b>3,102,437.28</b>	<b>591,604,475.28</b>	<b>6,210,444,849.19</b>	<b>6,688,689.80</b>	<b>6,217,133,539.00</b>

FILE: REVALUACION MENSUAL 2019- JUNIO

AUTORIZADO POR:



ANA LOURDES AGUILAR  
JEFE DEPARTAMENTO DE PLANIFICACION  
Y PROGRAMACION FINANCIERA





EMPRESA NACIONAL DE  
ENERGÍA ELÉCTRICA  
ENEE

DEPARTAMENTO DE PLANIFICACION Y PROGRAMACION FINANCIERA  
MOVIMIENTO DEL SERVICIO DE LA DEUDA EXTERNA  
AL 30 DE JUNIO DE 2019


INSTITUCION FINANCIERA	REFERENCIA DE PRESTAMO	MDA	31.05.2019	DESEMBOLSOS	SERVICIO DE LA DEUDA PAGADA				SALDO AL 30.06.2019 SIN REVALUACION	REVALUACION	SALDO AL 30.06.2019 REVALUADO
					PRINCIPAL	INTERESES	COMISION	TOTAL			
<b>GENERACION</b>											
<b>BCA. COMERC. EXTERNA</b>											
B.N.P.	240982	LPS	5,715,364.04						5,715,364.04	4,644.61	5,720,008.65
INDUSTRIAL AND COMMERCIAL BANK OF CHINA *	LINEA DE CREDITO USD 297,719,934.10	LPS	6,523,772,241.30	-	364,705,430.80	223,796,607.20	3,102,437.28	591,604,475.28	6,159,066,810.51	5,186,940.14	6,164,253,750.65
<b>CLUB DE PARIS</b>											
<b>SUIZA</b>											
SERV	CP V	LPS	3,109,875.94		-	-	-	-	3,109,875.94	101,960.98	3,211,836.92
SERV	CP VI	LPS	42,552,798.70		-	-	-	-	42,552,798.70	1,395,144.07	43,947,942.78
<b>TOTAL DEUDA EXTERNA</b>			<b>6,575,150,279.99</b>	<b>-</b>	<b>364,705,430.80</b>	<b>223,796,607.20</b>	<b>3,102,437.28</b>	<b>591,604,475.28</b>	<b>6,210,444,849.19</b>	<b>6,688,689.80</b>	<b>6,217,133,539.00</b>

FILE: REVALUACION MENSUAL 2019- JUNIO

AA/ELT



279



**DEPARTAMENTO DE PLANIFICACION Y PROGRAMACION FINANCIERA  
MOVIMIENTO DEL SERVICIO DE LA DEUDA EXTERNA  
AL 30 DE JUNIO DE 2019**

INSTITUCION FINANCIERA	REFERENCIA DE PRESTAMO	MDA MONEDA	31.05.2019	DESEMBOLSOS	SERVICIO DE LA DEUDA PAGADA				SALDO AL 30.06.2019 SIN REVALUACION	REVALUACION	SALDO AL 30.06.2019 REVALUADO
					PRINCIPAL	INTERESES	COMISION	TOTAL			
<b>GENERACION</b>											
BCA. COMERC. EXTERNA											
B.N.P.	240982	USD	233,397.34					-	233,397.34	-	233,397.34
INDUSTRIAL AND COMMERCIAL BANK OF CHINA *	LINEA DE CREDITO USD 297,719,934.10	USD	266,410,166.79	-	14,885,996.71	9,134,592.68	126,630.61	24,147,220.00	251,524,170.08	-	251,524,170.08
CLUB DE PARIS SUIZA SERV	CP V	USD	126,997.47		-	-	-	-	126,997.47	4,057.26	131,054.73
SERV	CP VI	USD	1,737,721.33		-	-	-	-	1,737,721.33	55,515.98	1,793,237.31
<b>TOTAL DEUDA EXTERNA</b>			<b>268,508,282.93</b>	<b>-</b>	<b>14,885,996.71</b>	<b>9,134,592.68</b>	<b>126,630.61</b>	<b>24,147,220.00</b>	<b>253,622,286.22</b>	<b>59,573.24</b>	<b>253,681,859.46</b>

FILE: REVALUACION MENSUAL 2019- JUNIO  
AA/ELT



**DEPARTAMENTO DE PLANIFICACION Y PROGRAMACION FINANCIERA**  
**MOVIMIENTO DEL SERVICIO DE LA DEUDA EXTERNA**  
**AL 30 DE JUNIO DE 2019**

INSTITUCION FINANCIERA	REFERENCIA DE PRESTAMO	MDA	31.05.2019	DESEMBOLSOS	SERVICIO DE LA DEUDA PAGADA			
	REFERENCIA DE PRESTAMO	MONEDA		DESEMBOLSO	PRINCIPAL	INTERESES	COMISION	TOTAL
<b>GENERACION</b>								
BCA. COMERC. EXTERNA								
B.N.P.	240982	USD	233,397.34					-
INDUSTRIAL AND COMMERCIAL BANK OF CHINA *	LINEA DE CREDITO USD 297,719,934.10	USD	266,410,166.79	-	14,885,996.71	9,134,592.68	126,630.61	24,147,220.00
CLUB DE PARIS								
SUIZA								
SERV	CP V	CHF	127,988.05		-	-	-	-
SERV	CP VI	CHF	1,751,275.56		-	-	-	-

FILE: REVALUACION MENSUAL 2019- JUNIO

AA/ELT





**GERENCIA FINANCIERA**  
**DEPARTAMENTO DE PLANIFICACION Y PROGRAMACION FINANCIERA**  
**RESUMEN MOVIMIENTO SERVICIO DEUDA INTERNA JUNIO DEL 2019**

(CIFRAS EN LEMPIRAS)

INSTITUCION FINANCIERA	REFERENCIA PRÉSTAMO	TASA DE INTERES	31.05.2019	DESEMBOLSOS	SERVICIO DEUDA PAGADO				30.06.2019	REVALUACION	30.06.2019
					PRINCIPAL	INTERESES	COMISION	TOTAL	SIN REVALUACION		REVALUADO
<b>DEUDA INTERNA</b>											
GENERACION			5,840,909,632.81	-	-	-	-	-	5,840,909,632.81	5,455,180.71	5,846,364,813.52
DISTRIBUCION			31,175,478,542.43	-	53,993,296.97	37,043,797.14	6,742,636.71	97,779,730.81	31,121,485,245.46	14,024,676.29	31,135,509,921.75
TRANSMISION			2,717,262,810.18	-	-	-	-	-	2,717,262,810.18	2,208,191.46	2,719,471,001.63
HOLDING			612,192,500.00	-	-	-	-	-	612,192,500.00	497,500.00	612,690,000.00
<b>GRAN TOTAL</b>			<b>40,345,843,485.41</b>	<b>-</b>	<b>53,993,296.97</b>	<b>37,043,797.14</b>	<b>6,742,636.71</b>	<b>97,779,730.81</b>	<b>40,291,850,188.45</b>	<b>22,185,548.46</b>	<b>40,314,035,736.90</b>

AUTORIZADO POR:

  
 ANA LOURDES AGUILAR  
 JEFE DEPARTAMENTO DE PLANIFICACION  
 Y PROGRAMACION FINANCIERA



GERENCIA FINANCIERA

DEPARTAMENTO DE PLANIFICACION Y PROGRAMACION FINANCIERA  
MOVIMIENTO SERVICIO DEUDA INTERNA JUNIO DEL 2019



(CIFRAS EN LEMPIRAS)

INSTITUCION FINANCIERA	REFERENCIA PRÉSTAMO	TASA DE INTERES	31.05.2019	DESEMBOLSOS	SERVICIO DEUDA PAGADO				30.06.2019	REVALUACION	30.06.2019
					PRINCIPAL	INTERESES	COMISION	TOTAL	SIN REVALUACION		REVALUADO
<b>DEUDA INTERNA</b>											
<b>GENERACION</b>											
<b>BCO.CENTRAL DE HONDURAS</b>											
FONDO - ERP	CLUB DE PARIS MULTILATERALES	VARIABLE	4,365,967,622.84			-	-	-	4,365,967,622.84	3,548,016.18	4,369,515,639.01
		VARIABLE	1,433,241,220.74			-	-	-	1,433,241,220.74	1,164,727.61	1,434,405,948.35
CONV. SUBSIDIARIO - JICA	HO-P6	0.3%	41,700,789.24			-	-	-	41,700,789.24	742,436.92	42,443,226.16
		0.01%	-			-	-	-	-	-	-
<b>TOTAL GENERACION</b>			<b>5,840,909,632.81</b>	-	-	-	-	-	<b>5,840,909,632.81</b>	<b>5,455,180.71</b>	<b>5,846,364,813.52</b>
<b>DISTRIBUCION</b>											
<b>GOBIERNO CENTRAL</b>											
FONDO - ERP	MULTILATERALES		323,127,992.37					-	323,127,992.37	262,590.89	323,390,583.27
	BILATERALES		5,630,480.23					-	5,630,480.23	4,575.63	5,635,055.86
<b>GOBIERNO CENTRAL</b>											
Gobierno Central	Ptmo Temporal		4,553,496,299.16					-	4,553,496,299.16	-	4,553,496,299.16
	Bono Soberano		12,329,818,180.40					-	12,329,818,180.40	10,019,862.29	12,339,838,042.69
<b>Banca Privada</b>											
FICOHSA 26MM	Ptmo N°01-418-280989	7.75%	539,589,221.67		53,993,296.97	3,603,302.64		57,596,599.61	485,595,924.71	429,023.64	486,024,948.34
Banco Ficohsa	Sindicado I	10.00%	2,499,517,035.48					-	2,499,517,035.48	-	2,499,517,035.48
	Sindicado II	10.00%	2,450,000,000.00					-	2,450,000,000.00	-	2,450,000,000.00
<b>BCO.CENTRAL DE HONDURAS</b>											
<b>BONOS FIDEICOMISO RECUPERACION DE PERDIDAS ENEE - 2013 (RPE-2013)</b>											
FICOHSA	(LPS) ISIN HNENEE 00005-1	6.0% + 1%	848,498,805.00				707,723.36	707,723.36	848,498,805.00	689,535.00	849,188,340.00
FICOHSA	(USD) ISIN HNENEE 00003-3	6.0% + 1%	857,069,500.00				714,872.17	714,872.17	857,069,500.00	696,500.00	857,766,000.00
FICOHSA	(USD) ISIN HNENEE 00004-1	6.0% + 1%	128,560,425.00			3,860,687.25	107,241.31	3,967,928.56	128,560,425.00	104,475.00	128,664,900.00
	(LPS) ISIN HNENEE 00007-5	6.0% + 1%	48,852,961.50			1,467,061.16	40,751.70	1,507,812.85	48,852,961.50	39,700.50	48,892,662.00
LAFISE	(LPS) ISIN HNENEE 00007-5	6.0% + 1%	79,707,463.50			2,393,626.10	66,489.61	2,460,115.71	79,707,463.50	64,774.50	79,772,238.00
BANPAIS	(LPS) ISIN HNENEE 00005-1	6.0% + 1%	8,570,695.00				7,148.80	7,148.80	8,570,695.00	6,965.00	8,577,660.00
BANCO ATLANTIDA	(USD) ISIN HNENEE 00002-5	6.0% + 1%	857,069,500.00				714,895.50	714,895.50	857,069,500.00	696,500.00	857,766,000.00
	(LPS) ISIN HNENEE 00006-3	6.0% + 1%	857,069,500.00			25,719,120.00	714,420.08	26,433,540.08	857,069,500.00	696,500.00	857,766,000.00




295

GERENCIA FINANCIERA

DEPARTAMENTO DE PLANIFICACION Y PROGRAMACION FINANCIERA  
MOVIMIENTO SERVICIO DEUDA INTERNA JUNIO DEL 2019

(CIFRAS EN LEMPIRAS)




INSTITUCION FINANCIERA	REFERENCIA PRÉSTAMO	TASA DE INTERES	31.05.2019	DESEMBOLSOS	SERVICIO DEUDA PAGADO				30.06.2019	REVALUACION	30.06.2019
					PRINCIPAL	INTERESES	COMISION	TOTAL	SIN REVALUACION		REVALUADO
Bonos RBCP - 2016	ISIN HNENEE 000835	6.0%	1,215,330,000.00			-	1,012,775.00	1,012,775.00	1,215,330,000.00	-	1,215,330,000.00
BONOS FIDEICOMISO RECUPERACION DE PERDIDAS ENEE - 2014 (RPE-2014)	(LPS) ISIN HNENEE 000062-9	7.73% +1%	2,794,000,000.00			-	2,328,333.33	2,328,333.33	2,794,000,000.00	-	2,794,000,000.00
	(LPS) ISIN HNENEE 000063-7	7.73% +1%	373,583,000.00			-	311,319.17	311,319.17	373,583,000.00	-	373,583,000.00
BONOS FIDEICOMISO RECUPERACION DE PERDIDAS ENEE - 2016 (RPE-2016) Ficensa	(LPS) ISIN HNENEE 000090-0	9.25%	20,000,000.00			-	16,666.67	16,666.67	20,000,000.00	-	20,000,000.00
BID - CONV. SUBSIDIARIO	1584/SF-HO	1 y 2%	362,934,762.33			-	-	-	362,934,762.33	294,939.98	363,229,702.31
TESORERIA GENERAL DE LA REPUBLICA	CUT - LPS		-	-	-	-	-	-	-	-	-
	CUT - USD		23,052,720.78	-	-	-	-	-	23,052,720.78	18,733.86	23,071,454.64
<b>TOTAL DISTRIBUCION</b>			<b>31,175,478,542.43</b>	<b>-</b>	<b>53,993,296.97</b>	<b>37,043,797.14</b>	<b>6,742,636.71</b>	<b>97,779,730.81</b>	<b>31,121,485,245.46</b>	<b>14,024,676.29</b>	<b>31,135,509,921.75</b>
<b>TRANSMISION</b>											
BCO.CENTRAL DE HONDURAS	BONOS FIDEICOMISO RECUPERACION DE PERDIDAS ENEE - 2013 (RPE-2013)										
GOBIERNO CENTRAL	FONDO - ERP										
	CLUB DE PARIS	VARIABLE	631,620,163.77			-	-	-	631,620,163.77	513,287.95	632,133,451.72
	MULTILATERALES	VARIABLE	57,210,566.00			-	-	-	57,210,566.00	46,492.33	57,257,058.34
	BILATERALES	VARIABLE	148,899,413.55			-	-	-	148,899,413.55	121,003.54	149,020,417.08
BID - CONV. SUBSIDIARIO	2016/BL-HO	VARIABLE 0.25%	478,974,201.75			-	-	-	478,974,201.75	389,239.77	479,363,441.52
			209,737,150.50			-	-	-	209,737,150.50	170,443.50	209,907,594.00
BID - CONV. SUBSIDIARIO	3103/BL-HO	VARIABLE 0.25%	393,052,072.70			-	-	-	393,052,072.70	319,414.90	393,371,487.60
			168,450,888.30			-	-	-	168,450,888.30	136,892.10	168,587,780.40
BID - CONV. SUBSIDIARIO	3435/BL-HO	VARIABLE 0.25%	322,935,383.42			-	-	-	322,935,383.42	262,434.37	323,197,817.79
			58,568,975.61			-	-	-	58,568,975.61	47,596.25	58,616,571.86
CUENTA - FDO. CONTRAVALOR HONDURAS- ESPAÑA	CONV. CONVERSIÓN ICO		247,813,994.57			-	-	-	247,813,994.57	201,386.76	248,015,381.33



279



**GERENCIA FINANCIERA**  
**DEPARTAMENTO DE PLANIFICACION Y PROGRAMACION FINANCIERA**  
**MOVIMIENTO SERVICIO DEUDA INTERNA JUNIO DEL 2019**



(CIFRAS EN LEMPIRAS)

INSTITUCION FINANCIERA	REFERENCIA PRÉSTAMO	TASA DE INTERES	31.05.2019	DESEMBOLSOS	SERVICIO DEUDA PAGADO				30.06.2019	REVALUACION	30.06.2019
					PRINCIPAL	INTERESES	COMISION	TOTAL	SIN REVALUACION		REVALUADO
TESORERIA GENERAL DE LA REPUBLICA	CUT - LPS CUT - USD		-			-	-		-	-	-
<b>TOTAL TRANSMISION</b>			<b>2,717,262,810.18</b>	-	-	-	-	-	<b>2,717,262,810.18</b>	<b>2,208,191.46</b>	<b>2,719,471,001.63</b>
<b>HOLDING</b> GOBIERNO CENTRAL											
IDA- CONV. SUBSIDIARIO	4536-HN	0.75%	612,192,500.00			-	-		612,192,500.00	497,500.00	612,690,000.00
<b>TOTAL HOLDING</b>			<b>612,192,500.00</b>	-	-	-	-	-	<b>612,192,500.00</b>	<b>497,500.00</b>	<b>612,690,000.00</b>
<b>TOTAL</b>			<b>40,345,843,485.41</b>	-	<b>53,993,296.97</b>	<b>37,043,797.14</b>	<b>6,742,636.71</b>	<b>97,779,730.81</b>	<b>40,291,850,188.45</b>	<b>22,185,548.46</b>	<b>40,314,035,736.90</b>

