

Tel.: (504) 2235-2928

Gerencia Financiera

APARTADO No. 99

MEMORANDO

DPP0046-124-2019

PARA : ABOG. LUIS FERNANDO CRUZ MUÑOZ
JEFE UNIDAD DE TRANSPARENCIA

DE : LIC. ANA LOURDES AGUILAR
JEFE DEPARTAMENTO DE PLANIFICACIÓN Y PROGRAMACIÓN
FINANCIERA

ASUNTO : INFORMES DEUDA EXTERNA E INTERNA MAYO/2019

FECHA : 10 DE JUNIO DE 2019

Ana Lourdes Aguilar

DEPARTAMENTO DE PLANIFICACIÓN Y PROGRAMACIÓN FINANCIERA
JEFATURA

En cumplimiento al Memorándum – Circular No. GG-229, adjunto remito los Informes Preliminares de la Situación de la Deuda al 31 de Mayo de 2019

- Movimiento del Servicio de la Deuda Externa en Moneda Contratada, US Dólares y Lempiras.
- Movimiento del Servicio de la Deuda Interna en Lempiras.
- Deuda Vencida y Pendiente de pago en US Dólares y Lempiras

Atentamente,

- ☐ Ing. Jesús Mejía – Gerente General ENEE
- ☐ Abog. Francisco Ayes Callejas – Asesor Legal
- ☐ Lic. Ana Aguilar V.- Departamento de Planificación y Programación Financiera
- ☐ Archivo

AB/ELT

EMPRESA NACIONAL DE ENERGIA ELECTRICA
UNIDAD DE TRANSPARENCIA

RECIBIDO

10 JUN 2019

HORA: 03:09 p.m

RECIBIDO: Yolani



EMPRESA NACIONAL DE
ENERGÍA ELÉCTRICA
ENEE


GERENCIA FINANCIERA

RESUMEN SERVICIO DEUDA VENCIDA PENDIENTE DE PAGO
AL 31 DE MAYO DEL 2019

(Cifras en Dolares)

CONCEPTO	PRINCIPAL	INTERESES	INTERESES MORATORIOS	COMISIONES	TOTAL
PRESTAMOS DEUDA EXTERNA E INTERNA					
GENERACION	138,086,980.83	77,426,125.29	3,176,133.34	2,077,199.99	220,766,439.45
DISTRIBUCION	5,753,980.81	2,442,157.49	149,603.05	-	8,345,741.35
TRANSMISION	36,237,047.36	9,453,381.20	206,604.88	403,921.26	46,300,954.70
HOLDING	-	-	-	656,250.00	656,250.00
	180,078,009.00	89,321,663.98	3,532,341.28	3,137,371.25	276,069,385.50
TOTAL DEUDA EXTERNA E INTERNA	180,078,009.00	89,321,663.98	3,532,341.28	3,137,371.25	276,069,385.50

AUTORIZADO POR:


ANA LOURDES AGUILAR
JEFE DEPARTAMENTO DE PLANIFICACION
Y PROGRAMACION FINANCIERA




GERENCIA FINANCIERA

SERVICIO DEUDA VENCIDA Y PENDIENTE DE PAGO
AL 31 DE MAYO DEL 2019

(Cifras en Dolares)

INSTITUCION FINANCIERA	NUMERO PRESTAMO	PRINCIPAL	INTERESES	INTERESES MORATORIOS	COMISIONES	TOTAL
DEUDA EXTERNA						
GENERACION						
SUIZA						
SERV	CP V					
SERV	CP VI					
BNP	240982	233,397.31	154,969.37			388,366.68
Total Deuda Externa		233,397.31	154,969.37	-	-	388,366.68

INSTITUCION FINANCIERA	NUMERO PRESTAMO	PRINCIPAL	INTERESES	INTERESES MORATORIOS	COMISIONES	TOTAL
DEUDA INTERNA						
ERP						
GENERACION						
Multilaterales						
IDA	0116-HO	1,515,694.14	-	-	62,522.38	1,578,216.52
	0989-HO	6,900,000.00	-	-	879,750.00	7,779,750.00
	2417-HO	2,925,747.20	-	-	861,469.59	3,787,216.79
BID	572/SF-HO	31,700,866.63	3,981,335.61	-	-	35,682,202.24
Sub-total Multilaterales		43,042,307.97	3,981,335.61	-	1,803,741.97	48,827,385.55
Club de paris						
Alemania						
KFW	197965593	3,395,412.56	517,078.09	-	-	3,912,490.65
	199165713	316,342.69	74,142.83	-	-	390,485.52
	199165614 - CP I	46,402.40	1,585.41	-	-	47,987.81
	199365586 - CP II	10,715.83	3,034.56	-	-	13,750.39
	199665969 - CP III	4,276.07	2,005.63	-	-	6,281.70
	200065011 - CP IV - T1	10,016.73	36,055.88	-	-	46,072.60
	200065011 - CP IV - T2	8.27	29.78	-	-	38.06
	200065011 - CP IV - T3	13,557.53	154.56	-	-	13,712.09
	200065011 - CP IV - T4	2,142.61	24.43	-	-	2,167.03
		3,798,874.68	634,111.17	-	-	4,432,985.85
HERMES	HERMES I	534,670.72	37,100.21	-	-	571,770.92
	HERMES CP II	1,862,301.11	1,162,606.90	-	-	3,024,908.01
	HERMES CP III	186,068.50	151,131.80	-	-	337,200.30
	HERMES CP IV	1,795,910.18	3,312,840.50	-	-	5,108,750.68
	HERMES 1era. Capital. CP IV	30,258.77	55,817.08	-	-	86,075.85
	HERMES 2da. Capital. CP IV	210,989.02	23,261.54	-	-	234,250.57
	HERMES 3ra. Capital. CP IV	16,842.00	1,856.83	-	-	18,698.83
		4,637,040.30	4,744,614.86	-	-	9,381,655.16
FRANCIA						
COFACE	CP I	438,003.65	16,591.88	-	-	454,595.53
	CP II	3,713,008.83	1,301,033.25	-	-	5,014,042.08
	CP IV	1,772,091.51	2,085,918.32	-	-	3,858,009.83
	CP IV - CAPITALIZACIÓN	213,933.56	13,539.09	-	-	227,472.65
		6,137,037.55	3,417,082.54	-	-	9,554,120.09
ITALIA						
SACE	HOND 1 (CP I)	804,389.26	50,601.11	-	-	854,990.37
	HOND 2 (CP II)	6,642,502.86	506,026.49	-	-	7,148,529.35
	HOND 3 (CP III)	1,485,041.63	140,461.13	-	-	1,625,502.77
	HOND 4 (CP IV)	3,269,187.44	2,920,228.87	-	-	6,189,416.31
	HOND 4 (CP IV 1era. CAPITAL)	205,820.50	8,956.35	-	-	214,776.85
	HOND 4 (CP IV 2da. CAPITAL)	10,127.31	436.07	-	-	10,563.38
		12,417,069.00	3,626,710.02	-	-	16,043,779.03
JAPON						
EXIMBANK-JAPON	R1 - (CP I)	7,071,309.69	1,049,215.97	966,918.03	-	9,087,443.69
	R2 - (CP II)	7,458,490.32	1,535,635.05	185,797.36	-	9,179,922.74
	R2 - (CP II - CAPITAL)	480,707.78	-	11,796.70	-	492,504.48
	R3 - (CP III)	901,036.80	243,165.33	23,343.16	-	1,167,545.29
	R3 - (CP III - CAPITAL)	62,291.84	-	1,516.89	-	63,808.72
	R4 - (CP IV 2,005 MM)	3,539,805.05	5,485,134.35	37,039.19	-	9,061,978.59
	R4 - (CP IV 201 MM)	356,416.46	1,575,724.06	20,471.19	-	2,952,611.70
	R4 - (CP IV 2da FASE)	614,069.53	159,799.39	45,036.71	-	818,905.63
	R4 - (CP IV 3era FASE)	331,013.03	-	-	-	331,013.03
		20,815,140.49	10,048,674.14	1,291,919.24	-	32,155,733.87
JBIC	HO - P1	27,198,282.83	4,285,800.65	1,280,808.74	-	32,764,892.22
	HO - R1 (CP I)	6,058,861.31	1,065,987.94	222,320.04	-	7,347,169.29
	HO - R2 (CP II)	8,091,594.64	10,151,787.33	168,128.02	-	18,411,509.99



GERENCIA FINANCIERA

SERVICIO DEUDA VENCIDA Y PENDIENTE DE PAGO
AL 31 DE MAYO DEL 2019

(Cifras en Dolares)

INSTITUCION FINANCIERA	NUMERO PRESTAMO	PRINCIPAL	INTERESES	INTERESES MORATORIOS	COMISIONES	TOTAL
SUIZA SERV	HO - R3 (CP III)	680,870.64	1,453,579.35	21,298.49	-	2,155,748.48
	HO - R4 (CP IV)	988,148.94	11,596,934.24	191,658.81	-	12,776,741.99
		43,017,758.36	28,554,089.51	1,884,214.11	-	73,456,061.97
	SERV - CP II	2,141,995.81	71,934.03	-	-	2,213,929.83
	SERV - CP III	1,528,861.91	13,709.06	-	-	1,542,570.98
	SERV - CP IV	153,359.22	70,058.09	-	-	223,417.31
	SERV - DIFERIMIENTO CPIV	6,264.00	162.31	-	-	6,426.31
		3,830,480.95	155,863.49	-	-	3,986,344.43
Club de paris ESTADOS UNIDOS EXIMBANK-USA	R - 190 Q (CP II)	34,927.12	17,026.95	-	-	51,954.07
	R-244-Q (CP IV)	107,122.36	214,776.13	-	-	321,898.49
	R-244-R (CP IV CAPITALIZACIÓN)	15,824.74	1,871.49	-	-	17,696.23
		157,874.22	233,674.58	-	-	391,548.80
Sub total - Club de Paris		94,811,275.55	51,414,820.31	3,176,133.34	-	149,402,229.20
Total Generacion - ERP		137,853,583.52	55,396,155.92	3,176,133.34	1,803,741.97	198,229,614.75
DISTRIBUCION						
<u>Multilaterales</u>						
BID	936/SF-HO	5,524,049.84	2,428,361.63	-	-	7,952,411.47
<u>Bilaterales</u>						
FIV	Arreglo de Pagos N° I (REORG. DEUDA)	229,930.97	13,795.86	149,603.05	-	393,329.88
Total Distribucion - ERP		5,753,980.81	2,442,157.49	149,603.05	-	8,345,741.35
TRANSMISION						
<u>Multilaterales</u>						
IDA	0201-HO	2,055,942.24	-	-	111,791.86	2,167,734.10
<u>Club de paris</u>						
<u>Alemania</u>						
KFW	199165614 - CP I	46,402.40	1,585.41	-	-	47,987.81
	199365586 - CP II	10,715.83	3,034.56	-	-	13,750.39
	199665969 - CP III	4,276.07	2,005.63	-	-	6,281.70
	200065011 - CP IV - T1	27,377.26	98,546.26	-	-	125,923.52
	200065011 - CP IV - T2	60.67	218.41	-	-	279.08
	200065011 - CP IV - T4	5,792.99	66.04	-	-	5,859.03
		94,625.23	105,456.30	-	-	200,081.53
<u>ESPAÑA</u>						
ICO	01039001.0 (150688)	693,023.80	18,592.84	-	-	711,616.64
	REPROGRAMACION 01039014.0	357,663.89	-	-	-	357,663.89
	01039014.0	2,253,947.40	331,801.94	-	-	2,585,749.34
	11039001.0 (CP I)	178,667.34	8,840.93	-	-	187,508.27
	11039002.0 (CP II)	2,340,482.42	1,008,318.20	-	-	3,348,800.62
	11039003.0 (CP III)	836,776.13	620,017.43	-	-	1,456,793.55
	11039004.1 (CP V)	-	246,927.52	-	-	246,927.52
		6,660,560.98	2,234,498.86	-	-	8,895,059.84
<u>CESCE</u>						
	CP I	165,056.49	4,584.38	-	-	169,640.87
	CP II	1,166,362.78	356,702.05	-	-	1,523,064.83
	CP III	670,864.47	6,161.56	-	-	677,026.04
	CP IV	37,066.73	1,817.85	-	-	38,884.57
	CP IV - DIFERIMIENTO III FASE	360,586.47	36,804.17	-	-	397,390.64
	CP IV - REORG. DEUDA BBV,BEX	3,577,740.25	200,098.41	-	-	3,777,838.66
	CP IV - REORGANIZACION DEUDA	331,381.63	64,878.70	-	-	396,260.33
	CP V - DIFER. DEUDA POST CUT	2,242,321.97	186,665.52	-	-	2,428,987.49
	CP VI - RESTRUCT. DEUDA	4,571,343.36	625,347.86	-	-	5,196,691.22
		13,122,724.15	1,483,060.51	-	-	14,605,784.66
Sub total - Club de Paris		19,877,910.36	3,823,015.67	-	-	23,700,926.03
<u>Bilaterales</u>						
FIV	Arreglo de Pagos N° I (REORG. DEUDA)	205,626.84	12,337.61	133,789.73	-	351,754.18
	Arreglo de Pagos N° II (DÓLAR DEUDA)	107,815.07	5,401.53	72,815.15	-	186,031.75
Sub total - Bilaterales		313,441.91	17,739.14	206,604.88	-	537,785.93
Total Transmision - ERP		22,247,294.50	3,840,754.81	206,604.88	111,791.86	26,406,446.06



Handwritten signature or initials.

GERENCIA FINANCIERA
SERVICIO DEUDA VENCIDA Y PENDIENTE DE PAGO
AL 31 DE MAYO DEL 2019

(Cifras en Dolares)

INSTITUCION FINANCIERA	NUMERO PRESTAMO	PRINCIPAL	INTERESES	INTERESES MORATORIOS	COMISIONES	TOTAL
Total Deuda Interna - ERP		165,854,858.83	61,679,068.22	3,532,341.28	1,915,533.83	232,981,802.17
Deuda Interna Gobierno Central						
GENERACION						
CTA. JICA - CONV. SUBSIDIARIO	HO-P6	-	-	-	273,458.02	273,458.02
Bono Soberano	Prestamo Bono Soberano	-	21,875,000.00	-	-	21,875,000.00
Total - Generacion Gobierno Central		-	21,875,000.00	-	273,458.02	22,148,458.02
DISTRIBUCION						
Banco Central de Honduras						
BONOS FIDEICOMISO RECUPERACION DE PERDIDAS ENEE - 2013 (RPE-2013)						
FICOHSA	(LPS) ISIN HNENEE 00005-1 (USD) ISIN HNENEE 00003-3	-	-	-	-	-
BANPAIS	(LPS) ISIN HNENEE 00005-1	-	-	-	-	-
Total Distribucion		-	-	-	-	-
TRANSMISION						
Banco Central de Honduras						
BONOS FIDEICOMISO RECUPERACION DE PERDIDAS ENEE - 2013 (RPE-2013)						
BANCO ATLANTIDA	(LPS) ISIN HNENEE 00006-3	-	-	-	-	-
CUENTA FDO. DE CONTRAVALOR HONDURAS - ESPAÑA						
ICO	01039004.0 (030491)	5,548,008.98	485,200.36	-	-	6,033,209.35
	11039004.2 (CP V - Consol. Diferida)	3,148,126.61	219,363.21	-	-	3,367,489.83
	11039005.0 (CP VI)	107,902.26	6,752.28	-	-	114,654.54
	01039014.0	450,789.48	153,794.35	-	-	604,583.83
		9,254,827.34	865,110.21	-	-	10,119,937.54
CTA. BID - CONV. SUBSIDIARIO	1584/SF-HO	1,758,436.13	985,175.42	-	-	2,743,611.55
	2016/BLHO	2,976,489.39	1,856,283.57	-	-	4,832,772.96
	3103/BL-HO	-	1,555,214.00	-	70,880.58	1,626,094.58
	3435/BL-HO	-	350,843.19	-	221,248.81	572,092.00
		4,734,925.52	4,747,516.18	-	292,129.39	9,774,571.10
Total - Transmision Gobierno Central		13,989,752.86	5,612,626.39	-	292,129.39	19,894,508.64
HOLDING						
CTA. IDA - CONV. SUBSIDIARIO	4536-HN	-	-	-	656,250.00	656,250.00
Total - Otros Gobierno Central		-	-	-	656,250.00	656,250.00
Total Deuda Interna Gobierno Central		13,989,752.86	27,487,626.39	-	1,221,837.41	42,699,216.66
Total General Deuda Interna		179,844,611.69	89,166,694.61	3,532,341.28	3,137,371.25	275,681,018.82
TOTAL DEUDA EXTERNA E INTERNA		180,078,009.00	89,321,663.98	3,532,341.28	3,137,371.25	276,069,385.50




DEPARTAMENTO DE PLANIFICACION Y PROGRAMACION FINANCIERA

RESUMEN SERVICIO DEUDA VENCIDA PENDIENTE DE PAGO
AL 31 DE MAYO DEL 2019

(Cifras en Lempiras)

CONCEPTO	PRINCIPAL	INTERESES	INTERESES MORATORIOS	COMISIONES	TOTAL
PRESTAMOS DEUDA EXTERNA E INTERNA					
GENERACION	3,381,432,560.40	1,895,987,728.34	77,776,200.43	50,865,850.19	5,406,062,339.36
DISTRIBUCION	140,901,755.83	59,802,819.98	3,663,434.64	-	204,368,010.46
TRANSMISION	887,361,944.71	231,491,562.77	5,059,278.41	9,891,102.55	1,133,803,888.44
HOLDING	-	-	-	16,070,053.13	16,070,053.13
	4,409,696,260.95	2,187,282,111.09	86,498,913.49	76,827,005.86	6,760,304,291.39
TOTAL DEUDA EXTERNA E INTERNA	4,409,696,260.95	2,187,282,111.09	86,498,913.49	76,827,005.86	6,760,304,291.39

AUTORIZADO POR:


ANA LOURDES AGUILAR
JEFE DEPARTAMENTO DE PLANIFICACION
Y PROGRAMACION FINANCIERA





DEPARTAMENTO DE PLANIFICACION Y PROGRAMACION FINANCIERA
SERVICIO DEUDA VENCIDA Y PENDIENTE DE PAGO
AL 31 DE MAYO DEL 2019

(Cifras en Lempiras)

INSTITUCION FINANCIERA	NUMERO PRESTAMO	PRINCIPAL	INTERESES	INTERESES MORATORIOS	COMISIONES	TOTAL
DEUDA EXTERNA						
GENERACION						
SUIZA						
SERV	CP V			-	-	-
SERV	CP VI			-	-	-
BNP	240982	5,715,363.31	3,794,843.44	-	-	9,510,206.75
Total Deuda Externa		5,715,363.31	3,794,843.44	-	-	9,510,206.75

INSTITUCION FINANCIERA	NUMERO PRESTAMO	PRINCIPAL	INTERESES	INTERESES MORATORIOS	COMISIONES	TOTAL
DEUDA INTERNA						
ERP						
GENERACION						
<u>Multilaterales</u>						
IDA	0116-HO	37,115,863.39	-	-	1,531,029.17	38,646,892.56
	0989-HO	168,965,130.00	-	-	21,543,054.08	190,508,184.08
	2417-HO	71,644,819.61	-	-	21,095,408.98	92,740,228.60
BID	572/SF-HO	776,281,311.83	97,493,752.08	-	-	873,775,063.91
Sub-total Multilaterales		1,054,007,124.83	97,493,752.08	-	44,169,492.23	1,195,670,369.15
<u>Club de paris</u>						
Alemania						
KFW	197965593	83,145,844.09	12,662,053.18	-	-	95,807,897.26
	199165713	7,746,504.87	1,815,587.48	-	-	9,562,092.34
	199165614 - CP I	1,136,288.05	38,822.99	-	-	1,175,111.04
	199365586 - CP II	262,405.97	74,309.36	-	-	336,715.33
	199665969 - CP III	104,711.11	49,113.32	-	-	153,824.43
	200065011 - CP IV - T1	245,286.65	882,925.47	-	-	1,128,212.12
	200065011 - CP IV - T2	202.61	729.31	-	-	931.91
	200065011 - CP IV - T3	331,992.66	3,784.83	-	-	335,777.49
	200065011 - CP IV - T4	52,467.55	598.14	-	-	53,065.69
		93,025,703.55	15,527,924.07	-	-	108,553,627.62
HERMES						
HERMES I		13,092,856.07	908,498.70	-	-	14,001,354.78
HERMES CP II		45,603,470.86	28,469,568.90	-	-	74,073,039.76
HERMES CP III		4,556,389.72	3,700,870.19	-	-	8,257,259.91
HERMES CP IV		43,977,709.82	81,123,844.26	-	-	125,101,554.08
HERMES 1era. Capital. CP IV		740,967.61	1,366,832.02	-	-	2,107,799.63
HERMES 2da. Capital. CP IV		5,166,635.94	569,621.66	-	-	5,736,257.60
HERMES 3ra. Capital. CP IV		412,421.75	45,469.53	-	-	457,891.27
		113,550,451.76	116,184,705.26	-	-	229,735,157.02
FRANCIA						
COFACE						
CP I		10,725,702.03	406,297.00	-	-	11,131,999.04
CP II		90,923,046.33	31,859,311.87	-	-	122,782,358.21
CP IV		43,394,445.23	51,079,342.05	-	-	94,473,787.28
CP IV - CAPITALIZACIÓN		5,238,740.78	331,541.23	-	-	5,570,282.01
		150,281,934.38	83,676,492.15	-	-	233,958,426.53
ITALIA						
SACE						
HOND 1 (CP I)		19,697,642.95	1,239,104.85	-	-	20,936,747.80
HOND 2 (CP II)		162,659,617.27	12,391,424.96	-	-	175,051,042.23
HOND 3 (CP III)		36,365,254.04	3,439,570.11	-	-	39,804,824.15
HOND 4 (CP IV)		80,054,881.18	71,509,688.51	-	-	151,564,569.68
HOND 4 (CP IV 1era. CAPITAL)		5,040,070.66	219,320.29	-	-	5,259,390.95
HOND 4 (CP IV 2da. CAPITAL)		247,994.53	10,678.31	-	-	258,672.84
		304,065,460.63	88,809,787.03	-	-	392,875,247.66
JAPON						
EXIMBANK-JAPON						
R1 - (CP I)		173,160,110.26	25,692,885.89	23,677,598.59	-	222,530,594.74
R2 - (CP II)		182,641,273.44	37,604,170.49	4,549,750.04	-	224,795,193.97
R2 - (CP II - CAPITAL)		11,771,427.85	-	288,874.09	-	12,060,301.94
R3 - (CP III)		22,064,318.95	5,954,559.58	571,620.35	-	28,590,498.88
R3 - (CP III - CAPITAL)		1,525,383.77	-	37,145.12	-	1,562,528.89
R4 - (CP IV 2,005 MM)		86,681,684.14	134,318,324.41	907,004.62	-	221,907,013.16
R4 - (CP IV 201 MM)		8,727,819.26	38,585,857.95	501,292.39	-	47,814,969.59
R4 - (CP IV 2da FASE)		15,037,150.40	3,913,119.53	1,102,845.47	-	20,053,115.39
R4 - (CP IV 3era FASE)		8,105,747.78	-	-	-	8,105,747.78
		509,714,915.84	246,068,917.84	31,636,130.67	-	787,419,964.35
JBIC						
HO - P1		666,023,390.41	104,949,400.52	31,364,060.20	-	802,336,851.13
HO - R1 (CP I)		148,367,578.04	26,103,592.94	5,444,106.54	-	179,915,277.53
HO - R2 (CP II)		198,144,542.08	248,593,922.62	4,117,068.52	-	450,855,533.21

PLANIFICACION Y PROGRAMACION FINANCIERA
ESTADISTICA
979



DEPARTAMENTO DE PLANIFICACION Y PROGRAMACION FINANCIERA

SERVICIO DEUDA VENCIDA Y PENDIENTE DE PAGO
AL 31 DE MAYO DEL 2019

(Cifras en Lempiras)

INSTITUCION FINANCIERA	NUMERO PRESTAMO	PRINCIPAL	INTERESES	INTERESES MORATORIOS	COMISIONES	TOTAL
	HO - R3 (CP III)	16,672,955.92	35,594,815.07	521,551.09	-	52,789,322.07
	HO - R4 (CP IV)	24,197,494.86	283,982,246.57	4,693,283.41	-	312,873,024.84
		1,053,405,961.31	699,223,977.72	46,140,069.76	-	1,798,770,008.79
SUIZA						
SERV	SERV - CP II	52,452,550.68	1,761,498.85	-	-	54,214,049.53
	SERV - CP III	37,438,311.83	335,703.44	-	-	37,774,015.27
	SERV - CP IV	3,755,414.68	1,715,561.44	-	-	5,470,976.12
	SERV - DIFERIMIENTO CP IV	153,391.07	3,974.55	-	-	157,365.62
		93,799,668.25	3,816,738.28	-	-	97,616,406.53
Club de paris						
ESTADOS UNIDOS						
EXIMBANK-USA	R - 190 Q (CP II)	855,284.84	416,950.94	-	-	1,272,235.78
	R-244-Q (CP IV)	2,623,180.21	5,259,373.53	-	-	7,882,553.74
	R-244-R (CP IV CAPITALIZACIÓN)	387,511.49	45,828.50	-	-	433,339.99
		3,865,976.54	5,722,152.97	-	-	9,588,129.51
Sub total - Club de Paris		2,321,710,072.26	1,259,030,695.32	77,776,200.43	-	3,658,516,968.01
Total Generacion - ERP		3,375,717,197.09	1,356,524,447.40	77,776,200.43	44,169,492.23	4,854,187,337.16
DISTRIBUCION						
Multilaterales						
BID	936/SF-HO	135,271,275.25	59,464,991.17	-	-	194,736,266.42
Bilaterales						
FIV	Arreglo de Pagos N° I (REORG. DEUDA)	5,630,480.58	337,828.81	3,663,434.64	-	9,631,744.03
Total Distribucion - ERP		140,901,755.83	59,802,819.98	3,663,434.64	-	204,368,010.46
TRANSMISION						
Multilaterales						
IDA	0201-HO	50,345,296.79	-	-	2,737,525.63	53,082,822.42
Club de paris						
Alemania						
KFW	199165614 - CP I	1,136,288.05	38,822.99	-	-	1,175,111.04
	199365586 - CP II	262,405.97	74,309.36	-	-	336,715.33
	199665969 - CP III	104,711.11	49,113.32	-	-	153,824.43
	200065011 - CP IV - T1	670,406.16	2,413,171.15	-	-	3,083,577.31
	200065011 - CP IV - T2	1,485.78	5,348.25	-	-	6,834.03
	200065011 - CP IV - T4	141,857.05	1,617.22	-	-	143,474.27
		2,317,154.12	2,582,382.28	-	-	4,899,536.40
ESPAÑA						
ICO	01039001.0 (150688)	16,970,559.01	455,295.89	-	-	17,425,854.90
	REPROGRAMACION 01039014.0	8,758,366.02	-	-	-	8,758,366.02
	01039014.0	55,193,987.75	8,125,066.43	-	-	63,319,054.18
	11039001.0 (CP I)	4,375,152.28	216,494.09	-	-	4,591,646.37
	11039002.0 (CP II)	57,313,031.32	24,691,393.59	-	-	82,004,424.91
	11039003.0 (CP III)	20,490,722.72	15,182,800.78	-	-	35,673,523.50
	11039004.1 (CP V)	-	6,046,687.01	-	-	6,046,687.01
		163,101,819.11	54,717,737.79	-	-	217,819,556.89
CESE						
	CP I	4,041,853.79	112,260.95	-	-	4,154,114.74
	CP II	28,561,541.79	8,734,812.82	-	-	37,296,354.61
	CP III	16,427,927.92	150,882.53	-	-	16,578,810.45
	CP IV	907,678.89	44,514.85	-	-	952,193.74
	CP IV - DIFERIMIENTO III FASE	8,829,933.30	901,249.45	-	-	9,731,182.76
	CP IV - REORG. DEUDA BBV,BEX	87,610,629.81	4,899,949.94	-	-	92,510,579.75
	CP IV - REORGANIZACIÓN DEUDA	8,114,774.02	1,588,730.22	-	-	9,703,504.24
	CP V - DIFER. DEUDA POST CUT	54,909,307.76	4,571,009.21	-	-	59,480,316.98
	CP VI - RESTRUCT. DEUDA	111,941,684.89	15,313,330.77	-	-	127,255,015.67
		321,345,332.19	36,316,740.75	-	-	357,662,072.93
Sub total - Club de Paris		486,764,305.42	93,616,860.81	-	-	580,381,166.23
Bilaterales						
FIV	Arreglo de Pagos N° I (REORG. DEUDA)	5,035,328.44	302,119.69	3,276,202.87	-	8,613,650.99
	Arreglo de Pagos N° II (DÓLAR DEUDA)	2,640,143.00	132,271.08	1,783,075.54	-	4,555,489.62
Sub total - Bilaterales		7,675,471.44	434,390.76	5,059,278.41	-	13,169,140.61
Total Transmision - ERP		544,785,073.65	94,051,251.58	5,059,278.41	2,737,525.63	646,633,129.27



DEPARTAMENTO DE PLANIFICACION Y PROGRAMACION FINANCIERA

SERVICIO DEUDA VENCIDA Y PENDIENTE DE PAGO
AL 31 DE MAYO DEL 2019

(Cifras en Lempiras)

INSTITUCION FINANCIERA	NUMERO PRESTAMO	PRINCIPAL	INTERESES	INTERESES MORATORIOS	COMISIONES	TOTAL
Total Deuda Interna - ERP		4,061,404,026.57	1,510,378,518.96	86,498,913.49	46,907,017.87	5,705,188,476.88
Deuda Interna Gobierno Central						
GENERACION						
CTA. JICA - CONV. SUBSIDIARIO	HO-P6	-	-	-	6,696,357.96	6,696,357.96
Bono Soberano	Prestamo Bono Soberano	-	535,668,437.50	-	-	535,668,437.50
Total - Generacion Gobierno Central		-	535,668,437.50	-	6,696,357.96	542,364,795.46
DISTRIBUCION						
Banco Central de Honduras						
BONOS FIDEICOMISO RECUPERACION DE PERDIDAS ENEE - 2013 (RPE-2013)						
FICOHSA	(LPS) ISIN HNENEE 00005-1 (USD) ISIN HNENEE 00003-3	-	-	-	-	-
BANPAIS	(LPS) ISIN HNENEE 00005-1	-	-	-	-	-
Total Distribucion		-	-	-	-	-
TRANSMISION						
Banco Central de Honduras						
BONOS FIDEICOMISO RECUPERACION DE PERDIDAS ENEE - 2013 (RPE-2013)						
(LPS) ISIN HNENEE 00006-3						
CUENTA FDO. DE CONTRAVALOR HONDURAS - ESPAÑA						
ICO	01039004.0 (030491)	135,857,979.57	11,881,440.91	-	-	147,739,420.49
	11039004.2 (CP V - Consol. Diferida)	77,090,380.09	5,371,700.54	-	-	82,462,080.63
	11039005.0 (CP VI)	2,642,278.13	165,347.87	-	-	2,807,626.00
	01039014.0	11,038,797.55	3,766,069.90	-	-	14,804,867.45
		226,629,435.34	21,184,559.23	-	-	247,813,994.57
CTA. BID - CONV. SUBSIDIARIO	1584/SF-HO	43,060,056.49	24,124,680.07	-	-	67,184,736.57
	2016/BLHO	72,887,379.24	45,456,115.09	-	-	118,343,494.33
	3103/BL-HO	-	38,083,613.91	-	1,735,702.43	39,819,316.34
	3435/BL-HO	-	8,591,342.88	-	5,417,874.48	14,009,217.37
		115,947,435.73	116,255,751.96	-	7,153,576.91	239,356,764.60
Total - Transmision Gobierno Central		342,576,871.07	137,440,311.19	-	7,153,576.91	487,170,759.17
HOLDING						
CTA. IDA - CONV. SUBSIDIARIO	4536-HN	-	-	-	16,070,053.13	16,070,053.13
Total - Otros Gobierno Central		-	-	-	16,070,053.13	16,070,053.13
Total Deuda Interna Gobierno Central		342,576,871.07	673,108,748.69	-	29,919,987.99	1,045,605,607.75
Total General Deuda Interna		4,403,980,897.64	2,183,487,267.65	86,498,913.49	76,827,005.86	6,750,794,084.64
TOTAL DEUDA EXTERNA E INTERNA		4,409,696,260.95	2,187,282,111.09	86,498,913.49	76,827,005.86	6,760,304,291.39

FILE: INFORMES MENSUALES MAYO /2019

ELT/



ayg

DEPARTAMENTO DE PLANIFICACION Y PROGRAMACION FINANCIERA
RESUMEN MOVIMIENTO DEL SERVICIO DE LA DEUDA EXTERNA
AL 31 DE MAYO DE 2019

INSTITUCION FINANCIERA	MDA	30.04.2019	DESEMBOLSOS	SERVICIO DE LA DEUDA PAGADA				SALDO AL 31.05.2019	REVALUACION	SALDO AL 31.05.2019
				PRINCIPAL	INTERESES	COMISION	TOTAL	SIN REVALUACION		REVALUADO
GENERACION	LPS	6,561,370,012.52	-	709,249.28	978,940.87	-	1,688,190.15	6,560,660,763.24	14,489,516.75	6,575,150,279.99
TOTAL DEUDA EXTERNA		6,561,370,012.52	-	709,249.28	978,940.87	-	1,688,190.15	6,560,660,763.24	14,489,516.75	6,575,150,279.99

FILE: REVALUACION MENSUAL 2019- MAYO

AUTORIZADO POR:


 ANA LOURDES AGUILAR
 JEFE DEPARTAMENTO DE PLANIFICACION
 Y PROGRAMACION FINANCIERA



DEPARTAMENTO DE PLANIFICACION Y PROGRAMACION FINANCIERA
MOVIMIENTO DEL SERVICIO DE LA DEUDA EXTERNA
AL 31 DE MAYO DE 2019

INSTITUCION FINANCIERA	REFERENCIA DE PRESTAMO	MDA	30.04.2019	DESEMBOLSOS	SERVICIO DE LA DEUDA PAGADA				SALDO AL 31.05.2019
					PRINCIPAL	INTERESES	COMISION	TOTAL	
GENERACION									
BCA. COMERC. EXTERNA									
B.N.P.	240982	USD	233,397.34					-	233,397.34
INDUSTRIAL AND COMMERCIAL BANK OF CHINA *	LINEA DE CREDITO USD 297,719,934.10	USD	266,410,166.79	-				-	266,410,166.79
CLUB DE PARIS									
SUIZA SERV	CP V	CHF	131,496.70		3,508.65	332.39		3,841.04	127,988.05
SERV	CP VI	CHF	1,777,302.16		26,026.60	40,433.62		66,460.22	1,751,275.56

FILE: REVALUACION MENSUAL 2019- MAYO

LG/ELT



DEPARTAMENTO DE PLANIFICACION Y PROGRAMACION FINANCIERA
MOVIMIENTO DEL SERVICIO DE LA DEUDA EXTERNA
AL 31 DE MAYO DE 2019

INSTITUCION FINANCIERA	REFERENCIA DE PRESTAMO	MDA	30.04.2019	DESEMBOLSOS	SERVICIO DE LA DEUDA PAGADA				SALDO AL 31.05.2019 SIN REVALUACION	REVALUACION	SALDO AL 31.05.2019 REVALUADO
					PRINCIPAL	INTERESES	COMISION	TOTAL			
GENERACION											
BCA. COMERC. EXTERNA											
B.N.P.	240982	USD	233,397.34					-	233,397.34	-	233,397.34
INDUSTRIAL AND COMMERCIAL BANK OF CHINA *	LINEA DE CREDITO USD 297,719,934.10	USD	266,410,166.79	-				-	266,410,166.79	-	266,410,166.79
CLUB DE PARIS											
SUIZA SERV	CP V	USD	132,077.84		3,446.61	326.51	-	3,773.12	128,631.23	(1,633.76)	126,997.47
SERV	CP VI	USD	1,785,156.85		25,566.40	39,718.68	-	65,285.08	1,759,590.45	(21,869.12)	1,737,721.33
TOTAL DEUDA EXTERNA			268,560,798.82	-	29,013.01	40,045.19	-	69,058.20	268,531,785.81	(23,502.88)	268,508,282.93

FILE: REVALUACION MENSUAL 2019- MAYO

LG/ELT



DEPARTAMENTO DE PLANIFICACION Y PROGRAMACION FINANCIERA
MOVIMIENTO DEL SERVICIO DE LA DEUDA EXTERNA
AL 31 DE MAYO DE 2019

INSTITUCION FINANCIERA	REFERENCIA DE PRESTAMO	MDA	30.04.2019	DESEMBOLSOS	SERVICIO DE LA DEUDA PAGADA				SALDO AL 31.05.2019 SIN REVALUACION	REVALUACION	SALDO AL 31.05.2019 REVALUADO
					PRINCIPAL	INTERESES	COMISION	TOTAL			
GENERACION											
BCA. COMERC. EXTERNA											
B.N.P.	240982	LPS	5,702,270.45					-	5,702,270.45	13,093.59	5,715,364.04
INDUSTRIAL AND COMMERCIAL BANK OF CHINA *	LINEA DE CREDITO USD 297,719,934.10	LPS	6,508,826,630.95	-				-	6,508,826,630.95	14,945,610.36	6,523,772,241.30
CLUB DE PARIS											
SUIZA SERV	CP V	LPS	3,226,873.02		84,255.51	7,981.90		92,237.41	3,142,617.51	(32,741.57)	3,109,875.94
SERV	CP VI	LPS	43,614,238.10		624,993.77	970,958.97		1,595,952.74	42,989,244.33	(436,445.63)	42,552,798.70
TOTAL DEUDA EXTERNA			6,561,370,012.52	-	709,249.28	978,940.87	-	1,688,190.15	6,560,660,763.24	14,489,516.75	6,575,150,279.99

FILE: REVALUACION MENSUAL 2019- MAYO

LG/ELT




GERENCIA FINANCIERA
DEPARTAMENTO DE PLANIFICACION Y PROGRAMACION FINANCIERA
RESUMEN MOVIMIENTO SERVICIO DEUDA INTERNA MAYO DEL 2019

(CIFRAS EN LEMPIRAS)

INSTITUCION FINANCIERA	REFERENCIA PRÉSTAMO	TASA DE INTERES	30.04.2019	DESEMBOLSOS	SERVICIO DEUDA PAGADO				31.05.2019	REVALUACION	31.05.2019
					PRINCIPAL	INTERESES	COMISION	TOTAL	SIN REVALUACION		REVALUADO
DEUDA INTERNA											
GENERACION			32,033,169,833.19	-	-	-	3,669,094.17	3,669,094.17	32,033,169,833.19	43,484,314.66	32,076,654,147.85
DISTRIBUCION			2,963,772,675.21	-	53,875,409.12	3,954,981.07	1,641,803.50	59,472,193.68	2,909,897,266.09	6,721,921.16	2,916,619,187.25
TRANSMISION			4,685,626,605.99	-	-	-	1,426,457.25	1,426,457.25	4,685,626,605.99	108,709,966.51	4,794,336,572.50
HOLDING			610,790,000.00	-	-	-	-	-	610,790,000.00	1,402,500.00	612,192,500.00
GRAN TOTAL			40,293,359,114.39	-	53,875,409.12	3,954,981.07	6,737,354.91	64,567,745.09	40,239,483,705.27	160,318,702.33	40,399,802,407.61

AUTORIZADO POR:


 ANA LOURDES AGUILAR
 JEFE DEPARTAMENTO DE PLANIFICACION
 Y PROGRAMACION FINANCIERA



GERENCIA FINANCIERA

DEPARTAMENTO DE PLANIFICACION Y PROGRAMACION FINANCIERA

MOVIMIENTO SERVICIO DEUDA INTERNA MAYO DEL 2019

(CIFRAS EN LEMPIRAS)

INSTITUCION FINANCIERA	REFERENCIA PRÉSTAMO	TASA DE INTERES	30.04.2019	DESEMBOLSOS	SERVICIO DEUDA PAGADO				31.05.2019	REVALUACION	31.05.2019
					PRINCIPAL	INTERESES	COMISION	TOTAL	SIN REVALUACION	REVALUADO	
DEUDA INTERNA											
GENERACION											
BCO.CENTRAL DE HONDURAS											
Bonos RBCP - 2016	ISIN HNENEE 000835	6.0%	1,215,330,000.00			-	1,012,775.00	1,012,775.00	1,215,330,000.00	-	1,215,330,000.00
						-	-	-			
BONOS FIDEICOMISO RECUPERACION DE PERDIDAS ENEE - 2014 (RPE-2014)											
	(LPS) ISIN HNENEE 000062-9	7.73% +1%	2,794,000,000.00			-	2,328,333.33	2,328,333.33	2,794,000,000.00	-	2,794,000,000.00
	(LPS) ISIN HNENEE 000063-7	7.73% +1%	373,583,000.00			-	311,319.17	311,319.17	373,583,000.00	-	373,583,000.00
BONOS FIDEICOMISO RECUPERACION DE PERDIDAS ENEE - 2016 (RPE-2016)											
Ficensa	(LPS) ISIN HNENEE 000090-0	9.25%	20,000,000.00			-	16,666.67	16,666.67	20,000,000.00	-	20,000,000.00
GOBIERNO CENTRAL											
Gobierno Central	Ptamo Temporal		4,553,496,299.16			-	-	-	4,553,496,299.16	-	4,553,496,299.16
	Bono Soberano		12,301,571,231.93	-		-	-	-	12,301,571,231.93	28,246,948.46	12,329,818,180.40
FONDO - ERP											
	CLUB DE PARIS	VARIABLE	4,355,965,426.48			-	-	-	4,355,965,426.48	10,002,196.35	4,365,967,622.84
	MULTILATERALES	VARIABLE	1,429,957,742.40			-	-	-	1,429,957,742.40	3,283,478.34	1,433,241,220.74
CONV. SUBSIDIARIO - JICA											
	HO-P6	0.3%	39,749,097.73			-	-	-	39,749,097.73	1,951,691.50	41,700,789.24
		0.01%	-								
TESORERIA GENERAL DE LA REPUBLICA											
	CUT - LPS		-	-		-	-	-	-	-	-
	CUT - USD		-	-		-	-	-	-	-	-
BANCA PRIVADA											
Banco Ficohsa	PTAMO Documentos	10.00%	2,499,517,035.48	-		-	-	-	2,499,517,035.48	-	2,499,517,035.48
	Descontados										
	PTAMO Sindicado	10.00%	2,450,000,000.00	-		-	-	-	2,450,000,000.00	-	2,450,000,000.00
			-								
TOTAL GENERACION			32,033,169,833.19	-		-	3,669,094.17	3,669,094.17	32,033,169,833.19	43,484,314.66	32,076,654,147.85
DISTRIBUCION											
GOBIERNO CENTRAL											
FONDO - ERP											
	MULTILATERALES		322,387,723.57						322,387,723.57	740,268.80	323,127,992.37
	BILATERALES		5,617,581.11						5,617,581.11	12,899.13	5,630,480.23
Banca Privada											
FICOHSA 26MM	Ptmo N°01-418-280989	7.75%	646,023,662.29	-	53,875,409.12	3,954,981.07	-	57,830,390.18	592,148,253.17	1,399,890.69	593,548,143.86



GERENCIA FINANCIERA
DEPARTAMENTO DE PLANIFICACION Y PROGRAMACION FINANCIERA
MOVIMIENTO SERVICIO DEUDA INTERNA MAYO DEL 2019

(CIFRAS EN LEMPIRAS)

INSTITUCION FINANCIERA	REFERENCIA PRÉSTAMO	TASA DE INTERES	30.04.2019	DESEMBOLSOS	SERVICIO DEUDA PAGADO				31.05.2019	REVALUACION	31.05.2019
					PRINCIPAL	INTERESES	COMISION	TOTAL	SIN REVALUACION		REVALUADO
BCO.CENTRAL DE HONDURAS											
BONOS FIDEICOMISO RECUPERACION DE PERDIDAS ENEE - 2013 (RPE-2013)											
FICOHSA	(LPS) ISIN HNENEE 00005-1	6.0% + 1%	846,554,940.00								
FICOHSA	(USD) ISIN HNENEE 00003-3	6.0% + 1%	855,106,000.00			706,784.93	706,784.93	846,554,940.00	1,943,865.00	848,498,805.00	
FICOHSA	(USD) ISIN HNENEE 00004-1	6.0% + 1%	128,265,900.00			713,924.25	713,924.25	855,106,000.00	1,963,500.00	857,069,500.00	
	(LPS) ISIN HNENEE 00007-5	6.0% + 1%	48,741,042.00			106,977.50	106,977.50	128,265,900.00	294,525.00	128,560,425.00	
LAFISE	(LPS) ISIN HNENEE 00007-5	6.0% + 1%	79,524,858.00			40,651.45	40,651.45	48,741,042.00	111,919.50	48,852,961.50	
BANPAIS	(LPS) ISIN HNENEE 00005-1	6.0% + 1%	8,551,060.00			66,326.05	66,326.05	79,524,858.00	182,605.50	79,707,463.50	
						7,139.32	7,139.32	8,551,060.00	19,635.00	8,570,695.00	
TESORERIA GENERAL DE LA REPUBLICA											
	CUT - LPS		-	-	-	-	-	-	-	-	
	CUT - USD		22,999,908.24	-	-	-	-	22,999,908.24	52,812.54	23,052,720.78	
TOTAL DISTRIBUCION			2,963,772,675.21	-	53,875,409.12	3,954,981.07	1,641,803.50	59,472,193.68	2,909,897,266.09	6,721,921.16	2,916,619,187.25
TRANSMISION											
BCO.CENTRAL DE HONDURAS											
BONOS FIDEICOMISO RECUPERACION DE PERDIDAS ENEE - 2013 (RPE-2013)											
BANCO ATLANTIDA											
	(USD) ISIN HNENEE 00002-5	6.0% + 1%	855,106,000.00			713,702.58	713,702.58	855,106,000.00	1,963,500.00	857,069,500.00	
	(LPS) ISIN HNENEE 00006-3	6.0% + 1%	855,106,000.00			712,754.66	712,754.66	855,106,000.00	1,963,500.00	857,069,500.00	
GOBIERNO CENTRAL											
FONDO - ERP											
	CLUB DE PARIS	VARIABLE	630,173,156.04			-	-	630,173,156.04	1,447,007.73	631,620,163.77	
	MULTILATERALES	VARIABLE	57,079,499.68			-	-	57,079,499.68	131,066.32	57,210,566.00	
	BILATERALES	VARIABLE	148,558,293.02			-	-	148,558,293.02	341,120.53	148,899,413.55	
BID - CONV. SUBSIDIARIO											
	2016/BL-HO	VARIABLE	477,876,897.69			-	-	477,876,897.69	1,097,304.06	478,974,201.75	
		0.25%	209,256,654.00			-	-	209,256,654.00	480,496.50	209,737,150.50	
BID - CONV. SUBSIDIARIO											
	1584/SF-HO	1 y 2%	362,103,298.36			-	-	362,103,298.36	831,463.97	362,934,762.33	
BID - CONV. SUBSIDIARIO											
	3103/BL-HO	VARIABLE	392,151,611.60			-	-	392,151,611.60	900,461.10	393,052,072.70	
		0.25%	168,064,976.40			-	-	168,064,976.40	385,911.90	168,450,888.30	
BID - CONV. SUBSIDIARIO											
	3435/BL-HO	VARIABLE	224,469,155.87			-	-	224,469,155.87	98,466,227.55	322,935,383.42	
		0.25%	58,434,797.25			-	-	58,434,797.25	134,178.36	58,568,975.61	

atg





GERENCIA FINANCIERA
DEPARTAMENTO DE PLANIFICACION Y PROGRAMACION FINANCIERA
MOVIMIENTO SERVICIO DEUDA INTERNA MAYO DEL 2019

(CIFRAS EN LEMPIRAS)

INSTITUCION FINANCIERA	REFERENCIA PRÉSTAMO	TASA DE INTERES	30.04.2019	DESEMBOLSOS	SERVICIO DEUDA PAGADO				31.05.2019	REVALUACION	31.05.2019
					PRINCIPAL	INTERESES	COMISION	TOTAL	SIN REVALUACION		REVALUADO
CUENTA - FDO. CONTRAVALOR HONDURAS-ESPAÑA TESORERIA GENERAL DE LA REPUBLICA	CONV. CONVERSIÓN ICO		247,246,266.07			-	-	-	247,246,266.07	567,728.50	247,813,994.57
	CUT - LPS		-			-	-	-	-	-	-
	CUT - USD		-			-	-	-	-	-	-
TOTAL TRANSMISION			4,685,626,605.99	-	-	-	1,426,457.25	1,426,457.25	4,685,626,605.99	108,709,966.51	4,794,336,572.50
HOLDING GOBIERNO CENTRAL											
IDA- CONV. SUBSIDIARIO	4536-HN	0.75%	610,790,000.00			-	-	-	610,790,000.00	1,402,500.00	612,192,500.00
TOTAL HOLDING			610,790,000.00	-	-	-	-	-	610,790,000.00	1,402,500.00	612,192,500.00
TOTAL			40,293,359,114.39	-	53,875,409.12	3,954,981.07	6,737,354.91	64,567,745.09	40,239,483,705.27	160,318,702.33	40,399,802,407.61

afg

