

Tel.: (504) 2235-2928

Gerencia Financiera

APARTADO No. 99

MEMORANDO

GF-77-2019

PARA : ABOG. LUIS FERNANDO CRUZ MUÑOZ
JEFE UNIDAD DE TRANSPARENCIA

DE : LIC. ANA LOURDES AGUILAR
JEFE DEPARTAMENTO DE PLANIFICACION Y PROGRAMACION
FINANCIERA

ASUNTO : INFORMES DEUDA EXTERNA E INTERNA MARZO/2019

FECHA : 09 DE ABRIL DE 2019



DEPARTAMENTO DE PLANIFICACION Y PROGRAMACION FINANCIERA
JEFATURA


En cumplimiento al Memorándum – Circular No. GG-229, adjunto remito los Informes Preliminares de la Situación de la Deuda al 31 de Marzo de 2019

- Movimiento del Servicio de la Deuda Externa en Moneda Contratada, US Dólares y Lempiras.
- Movimiento del Servicio de la Deuda Interna en Lempiras.
- Deuda Vencida y Pendiente de pago en US Dólares y Lempiras

Atentamente,

Ing. Jesús Mejía – Gerente General ENEE
Abog. Francisco Ayes Callejas – Asesor Legal
Lic. Ana Aguilar V.- Departamento de Planificación y Programación Financiera
Archivo

AB/ELT






DEPARTAMENTO DE PLANIFICACION Y PROGRAMACION FINANCIERA

RESUMEN SERVICIO DEUDA VENCIDA PENDIENTE DE PAGO
AL 31 DE MARZO DEL 2019

(Cifras en Lempiras)

CONCEPTO	PRINCIPAL	INTERESES	INTERESES MORATORIOS	COMISIONES	TOTAL
PRESTAMOS DEUDA EXTERNA E INTERNA					
GENERACION	3,314,646,694.85	1,340,124,364.30	77,598,019.35	50,749,319.27	4,783,118,397.77
DISTRIBUCION	140,578,957.51	59,665,814.95	3,655,041.91	-	203,899,814.37
TRANSMISION	882,630,734.37	219,386,307.78	5,047,687.88	9,486,849.07	1,116,551,579.10
HOLDING	-	-	-	16,033,237.50	16,033,237.50
	4,337,856,386.72	1,619,176,487.03	86,300,749.14	76,269,405.84	6,119,603,028.74
TOTAL DEUDA EXTERNA E INTERNA	4,337,856,386.72	1,619,176,487.03	86,300,749.14	76,269,405.84	6,119,603,028.74

AUTORIZADO POR:


ANA LOURDES AGUILAR
JEFE DEPARTAMENTO DE PLANIFICACION
Y PROGRAMACION FINANCIERA





DEPARTAMENTO DE PLANIFICACION Y PROGRAMACION FINANCIERA

SERVICIO DEUDA VENCIDA Y PENDIENTE DE PAGO
AL 31 DE MARZO DEL 2019

(Cifras en Lempiras)

INSTITUCION FINANCIERA	NUMERO PRESTAMO	PRINCIPAL	INTERESES	INTERESES MORATORIOS	COMISIONES	TOTAL
DEUDA EXTERNA						
GENERACION						
SUIZA						
SERV	CP V			-	-	-
SERV	CP VI			-	-	-
BNP	240982	5,702,269.72	3,786,149.66	-	-	9,488,419.38
Total Deuda Externa		5,702,269.72	3,786,149.66	-	-	9,488,419.38

INSTITUCION FINANCIERA	NUMERO PRESTAMO	PRINCIPAL	INTERESES	INTERESES MORATORIOS	COMISIONES	TOTAL
DEUDA INTERNA						
ERP						
GENERACION						
Multilaterales						
IDA	0116-HO	37,030,832.95	-	-	1,527,521.67	38,558,354.62
	0989-HO	168,578,040.00	-	-	21,493,700.10	190,071,740.10
	2417-HO	71,480,685.19	-	-	21,047,080.54	92,527,765.73
BID	572/SF-HO	742,076,342.31	96,946,519.66	-	-	839,022,861.97
Sub-total Multilaterales		1,019,165,900.45	96,946,519.66	-	44,068,302.31	1,160,180,722.43
Club de paris						
Alemania						
KFW	197965593	82,955,361.44	12,633,045.10	-	-	95,588,406.54
	199165713	7,728,758.04	1,811,428.06	-	-	9,540,186.11
	199165614 - CP I	1,133,684.87	38,734.05	-	-	1,172,418.92
	199365586 - CP II	261,804.81	74,139.12	-	-	335,943.94
	199665969 - CP III	104,471.22	49,000.80	-	-	153,472.02
	200065011 - CP IV - T1	190,802.32	850,103.92	-	-	1,040,906.24
	200065011 - CP IV - T2	157.60	702.20	-	-	859.80
	200065011 - CP IV - T3	331,232.08	3,776.16	-	-	335,008.24
	200065011 - CP IV - T4	52,347.35	596.77	-	-	52,944.12
		92,758,619.75	15,461,526.18	-	-	108,220,145.93
HERMES	HERMES I	13,062,861.05	906,417.38	-	-	13,969,278.43
	HERMES CP II	45,498,995.77	28,404,346.65	-	-	73,903,342.42
	HERMES CP III	4,545,951.28	3,692,391.70	-	-	8,238,342.97
	HERMES CP IV	39,612,245.77	79,061,629.07	-	-	118,673,874.84
	HERMES 1era. Capital. CP IV	667,415.18	1,332,086.36	-	-	1,999,501.53
	HERMES 2da. Capital. CP IV	5,154,799.45	568,316.69	-	-	5,723,116.14
	HERMES 3ra. Capital. CP IV	411,476.91	45,365.36	-	-	456,842.27
		108,953,745.40	114,010,553.20	-	-	222,964,298.60
FRANCIA						
COFACE	CP I	10,701,130.03	405,366.20	-	-	11,106,496.23
	CP II	90,714,746.54	31,786,323.91	-	-	122,501,070.45
	CP IV	39,086,879.13	50,343,692.90	-	-	89,430,572.03
	CP IV - CAPITALIZACIÓN	5,226,739.11	330,781.68	-	-	5,557,520.79
		145,729,494.81	82,866,164.69	-	-	228,595,659.49
ITALIA						
SACE	HOND 1 (CP I)	19,652,516.71	1,236,266.13	-	-	20,888,782.84
	HOND 2 (CP II)	162,286,972.86	12,363,036.87	-	-	174,650,009.73
	HOND 3 (CP III)	36,281,943.21	3,431,690.24	-	-	39,713,633.44
	HOND 4 (CP IV)	74,596,948.08	69,091,594.59	-	-	143,688,542.68
	HOND 4 (CP IV 1era. CAPITAL)	5,028,524.13	218,817.84	-	-	5,247,341.97
	HOND 4 (CP IV 2da. CAPITAL)	247,426.39	10,653.85	-	-	258,080.24
		298,094,331.38	86,352,059.52	-	-	384,446,390.90
JAPON						
EXIMBANK-JAPON	R1 - (CP I)	172,763,409.79	25,634,024.87	23,623,354.49	-	221,020,789.15
	R2 - (CP II)	182,222,852.13	37,518,021.36	4,539,326.81	-	224,280,200.30
	R2 - (CP II - CAPITAL)	11,744,460.14	-	288,212.30	-	12,032,672.44
	R3 - (CP III)	22,013,770.79	5,940,918.00	570,310.80	-	28,524,999.59
	R3 - (CP III - CAPITAL)	1,521,889.20	-	37,060.03	-	1,558,949.22
	R4 - (CP IV 2,005 MM)	80,544,347.33	130,447,494.44	904,926.72	-	211,896,768.49
	R4 - (CP IV 201 MM)	8,109,862.12	37,467,242.15	500,143.95	-	46,077,248.22
	R4 - (CP IV 2da FASE)	15,002,701.10	3,904,154.78	1,100,318.91	-	20,007,174.78
	R4 - (CP IV 3era FASE)	7,702,074.24	-	-	-	7,702,074.24
		501,625,366.83	240,911,855.61	31,563,654.00	-	774,100,876.44
JBIC	HO - P1	664,497,566.75	104,708,967.10	31,292,206.83	-	800,498,740.68
	HO - R1 (CP I)	148,027,675.92	26,043,791.02	5,431,634.39	-	179,503,101.33
	HO - R2 (CP II)	197,690,603.62	248,024,407.35	4,107,636.54	-	449,822,647.50






DEPARTAMENTO DE PLANIFICACION Y PROGRAMACION FINANCIERA

SERVICIO DEUDA VENCIDA Y PENDIENTE DE PAGO
AL 31 DE MARZO DEL 2019

(Cifras en Lempiras)

INSTITUCION FINANCIERA	NUMERO PRESTAMO	PRINCIPAL	INTERESES	INTERESES MORATORIOS	COMISIONES	TOTAL
SUIZA SERV	HO - R3 (CP III)	16,634,759.08	35,513,269.27	520,356.24	-	52,668,384.58
	HO - R4 (CP IV)	18,822,622.82	276,155,403.01	4,682,531.35	-	299,660,557.18
		1,045,673,228.18	690,445,837.75	46,034,365.35	-	1,782,153,431.28
	SERV - CP II	52,332,384.71	1,757,463.35	-	-	54,089,848.06
	SERV - CP III	37,352,542.67	334,934.36	-	-	37,687,477.03
	SERV - CP IV	3,503,032.90	1,659,539.14	-	-	5,162,572.04
	153,039.66	3,965.44	-	-	157,005.10	
	93,340,999.95	3,755,902.30	-	-	97,096,902.25	
Club de paris						
ESTADOS UNIDOS EXIMBANK-USA	R - 190 Q (CP II)	853,325.42	415,995.73	-	-	1,269,321.15
	R-244-Q (CP IV)	2,362,789.23	5,126,076.50	-	-	7,488,865.73
	R-244-R (CP IV CAPITALIZACIÓN)	386,623.72	45,723.51	-	-	432,347.23
		3,602,738.38	5,587,795.73	-	-	9,190,534.11
Sub total - Club de Paris		2,289,778,524.67	1,239,391,694.98	77,598,019.35	-	3,606,768,239.00
Total Generacion - ERP		3,308,944,425.13	1,336,338,214.64	77,598,019.35	44,068,302.31	4,766,948,961.43
DISTRIBUCION						
Multilaterales						
BID	936/SF-HO	134,961,376.05	59,328,760.08	-	-	194,290,136.14
Bilaterales						
FIV	Arreglo de Pagos N° I (REORG. DEUDA)	5,617,581.45	337,054.87	3,655,041.91	-	9,609,678.23
Total Distribucion - ERP		140,578,957.51	59,665,814.95	3,655,041.91	-	203,899,814.37
TRANSMISION						
Multilaterales						
IDA	0201-HO	50,229,958.43	-	-	2,731,254.11	52,961,212.54
Club de paris						
Alemania KFW	199165614 - CP I	1,133,684.87	38,734.05	-	-	1,172,418.92
	199365586 - CP II	261,804.81	74,139.12	-	-	335,943.94
	199665969 - CP III	104,471.22	49,000.80	-	-	153,472.02
	200065011 - CPIV - T1	521,492.09	2,323,464.81	-	-	2,844,956.90
	200065011 - CPIV - T2	1,155.75	5,149.44	-	-	6,305.19
	200065011 - CPIV - T4	141,532.07	1,613.51	-	-	143,145.58
		2,164,140.82	2,492,101.73	-	-	4,656,242.55
ESPAÑA ICO	01039001.0 (150688)	16,931,680.38	454,252.83	-	-	17,385,933.21
	REPROGRAMACION 01039014.0	8,738,301.07	-	-	-	8,738,301.07
	01039014.0	55,067,541.30	8,106,452.34	-	-	63,173,993.64
	11039001.0 (CP I)	4,365,129.05	215,998.11	-	-	4,581,127.16
	11039002.0 (CP II)	57,181,730.26	24,634,826.94	-	-	81,816,557.20
	11039003.0 (CP III)	18,419,933.40	14,731,633.45	-	-	33,151,566.85
	11039004.1 (CP V)	-	5,832,801.11	-	-	5,832,801.11
		160,704,315.46	53,975,964.78	-	-	214,680,280.24
CESCE	CP I	4,032,594.12	112,003.76	-	-	4,144,597.88
	CP II	28,496,108.84	8,714,801.83	-	-	37,210,910.67
	CP III	16,390,292.43	150,536.86	-	-	16,540,829.29
	CP IV	905,599.45	44,412.87	-	-	950,012.32
	CP IV - DIFERIMIENTO III FASE	8,809,704.40	899,184.74	-	-	9,708,889.14
	CP IV - REORG. DEUDA BBV,BEX	87,409,918.58	4,888,724.42	-	-	92,298,643.00
	CP IV - REORGANIZACIÓN DEUDA	7,569,422.53	1,536,143.25	-	-	9,105,565.78
	CP V - DIFER. DEUDA POST CUT	54,783,513.50	4,560,537.28	-	-	59,344,050.78
	CP VI - RESTRUCT. DEUDA	111,685,232.53	15,278,248.76	-	-	126,963,481.29
		320,082,386.38	36,184,593.78	-	-	356,266,980.16
Sub total - Club de Paris		482,950,842.66	92,652,660.29	-	-	575,603,502.95
Bilaterales						
FIV	Arreglo de Pagos N° I (REORG. DEUDA)	5,023,792.77	301,427.55	3,268,697.27	-	8,593,917.58
	Arreglo de Pagos N° II (DÓLAR DEUDA)	2,634,094.57	131,968.05	1,778,990.61	-	4,545,053.24
Sub total - Bilaterales		7,657,887.35	433,395.60	5,047,687.88	-	13,138,970.82
Total Transmision - ERP		540,838,688.44	93,086,055.88	5,047,687.88	2,731,254.11	641,703,686.31



DEPARTAMENTO DE PLANIFICACION Y PROGRAMACION FINANCIERA

SERVICIO DEUDA VENCIDA Y PENDIENTE DE PAGO
AL 31 DE MARZO DEL 2019

(Cifras en Lempiras)

INSTITUCION FINANCIERA	NUMERO PRESTAMO	PRINCIPAL	INTERESES	INTERESES MORATORIOS	COMISIONES	TOTAL
Total Deuda Interna - ERP		3,990,362,071.07	1,489,090,085.48	86,300,749.14	46,799,556.42	5,612,552,462.11
Deuda Interna Gobierno Central						
GENERACION						
CTA. JICA - CONV. SUBSIDIARIO	HO-P6	-	-	-	6,681,016.96	6,681,016.96
Total - Generacion Gobierno Central		-	-	-	6,681,016.96	6,681,016.96
DISTRIBUCION						
Banco Central de Honduras						
BONOS FIDEICOMISO RECUPERACION DE PERDIDAS ENEE - 2013 (RPE-2013)						
FICOHSA	(LPS) ISIN HNENEE 00005-1 (USD) ISIN HNENEE 00003-3	-	-	-	-	-
BANPAIS	(LPS) ISIN HNENEE 00005-1	-	-	-	-	-
Total Distribucion		-	-	-	-	-
TRANSMISION						
Banco Central de Honduras						
BONOS FIDEICOMISO RECUPERACION DE PERDIDAS ENEE - 2013 (RPE-2013)						
(LPS) ISIN HNENEE 00006-3						
CUENTA FDO. DE CONTRAVALOR HONDURAS - ESPAÑA						
ICO	01039004.0 (030491)	135,546,736.27	11,854,221.17	-	-	147,400,957.44
	11039004.2 (CP V - Consol. Diferida)	76,913,770.18	5,359,394.27	-	-	82,273,164.45
	11039005.0 (CP VI)	2,636,224.81	164,969.07	-	-	2,801,193.88
	01039014.0	11,013,508.26	3,757,442.04	-	-	14,770,950.30
		226,110,239.52	21,136,026.55	-	-	247,246,266.07
CTA. BID - CONV. SUBSIDIARIO	1584/SF-HO	42,961,408.23	24,069,411.73	-	-	67,030,819.96
	2016/BLHO	72,720,398.18	45,351,977.59	-	-	118,072,375.77
	3103/BL-HO	-	30,771,318.79	-	1,726,350.10	32,497,668.89
	3435/BL-HO	-	4,971,517.24	-	5,029,244.86	10,000,762.10
		115,681,806.41	105,164,225.35	-	6,755,594.96	227,601,626.72
Total - Transmision Gobierno Central		341,792,045.93	126,300,251.90	-	6,755,594.96	474,847,892.79
HOLDING						
CTA. IDA - CONV. SUBSIDIARIO	4536-HN	-	-	-	16,033,237.50	16,033,237.50
Total - Otros Gobierno Central		-	-	-	16,033,237.50	16,033,237.50
Total Deuda Interna Gobierno Central		341,792,045.93	126,300,251.90	-	29,469,849.42	497,562,147.25
Total General Deuda Interna		4,332,154,117.00	1,615,390,337.37	86,300,749.14	76,269,405.84	6,110,114,609.36
TOTAL DEUDA EXTERNA E INTERNA		4,337,856,386.72	1,619,176,487.03	86,300,749.14	76,269,405.84	6,119,603,028.74

FILE: INFORMES MENSUALES MARZO 2019






GERENCIA FINANCIERA

RESUMEN SERVICIO DEUDA VENCIDA PENDIENTE DE PAGO
AL 31 DE MARZO DEL 2019

(Cifras en Dolares)

CONCEPTO	PRINCIPAL	INTERESES	INTERESES MORATORIOS	COMISIONES	TOTAL
PRESTAMOS DEUDA EXTERNA E INTERNA					
GENERACION	135,670,471.64	54,852,091.73	3,176,133.34	2,077,199.99	195,775,896.70
DISTRIBUCION	5,753,980.81	2,442,157.49	149,603.05	-	8,345,741.35
TRANSMISION	36,126,603.84	8,979,612.79	206,604.88	388,302.41	45,701,123.92
HOLDING	-	-	-	656,250.00	656,250.00
	177,551,056.28	66,273,862.01	3,532,341.28	3,121,752.40	250,479,011.97
TOTAL DEUDA EXTERNA E INTERNA	177,551,056.28	66,273,862.01	3,532,341.28	3,121,752.40	250,479,011.97

AUTORIZADO POR:


ANA LOURDES AGUILAR
JEFE DEPARTAMENTO DE PLANIFICACION
Y PROGRAMACION FINANCIERA



GERENCIA FINANCIERA
SERVICIO DEUDA VENCIDA Y PENDIENTE DE PAGO
AL 31 DE MARZO DEL 2019

(Cifras en Dolares)

INSTITUCION FINANCIERA	NUMERO PRESTAMO	PRINCIPAL	INTERESES	INTERESES MORATORIOS	COMISIONES	TOTAL
DEUDA EXTERNA						
GENERACION						
SUIZA						
SERV	CP V					
SERV	CP VI					
BNP	240982	233,397.31	154,969.37			388,366.68
Total Deuda Externa		233,397.31	154,969.37	-	-	388,366.68

DEUDA INTERNA						
ERP						
GENERACION						
Multilaterales						
IDA	0116-HO	1,515,694.14	-	-	62,522.38	1,578,216.52
	0989-HO	6,900,000.00	-	-	879,750.00	7,779,750.00
	2417-HO	2,925,747.20	-	-	861,469.59	3,787,216.79
BID	572/SF-HO	30,373,628.51	3,968,079.03	-	-	34,341,707.54
Sub-total Multilaterales		41,715,069.85	3,968,079.03	-	1,803,741.97	47,486,890.85
Club de paris						
Alemania						
KFW	197965593	3,395,412.56	517,078.09	-	-	3,912,490.65
	199165713	316,342.69	74,142.83	-	-	390,485.52
	199165614 - CP I	46,402.40	1,585.41	-	-	47,987.81
	199365586 - CP II	10,715.83	3,034.56	-	-	13,750.39
	199665969 - CP III	4,276.07	2,005.63	-	-	6,281.70
	200065011 - CP IV - T1	7,809.65	34,795.26	-	-	42,604.92
	200065011 - CP IV - T2	6.45	28.74	-	-	35.19
	200065011 - CP IV - T3	13,557.53	154.56	-	-	13,712.09
	200065011 - CP IV - T4	2,142.61	24.43	-	-	2,167.03
		3,796,665.78	632,849.51	-	-	4,429,515.30
HERMES	HERMES I	534,670.72	37,100.21	-	-	571,770.92
	HERMES CP II	1,862,301.11	1,162,606.90	-	-	3,024,908.01
	HERMES CP III	186,068.50	151,131.80	-	-	337,200.30
	HERMES CP IV	1,621,352.91	3,236,039.76	-	-	4,857,392.67
	HERMES 1era. Capital. CP IV	27,317.70	54,523.09	-	-	81,840.79
	HERMES 2da. Capital. CP IV	210,989.02	23,261.54	-	-	234,250.57
	HERMES 3ra. Capital. CP IV	16,842.00	1,856.83	-	-	18,698.83
		4,459,541.96	4,666,520.13	-	-	9,126,062.09
FRANCIA						
COFACE	CP I	438,003.65	16,591.88	-	-	454,595.53
	CP II	3,713,008.83	1,301,033.25	-	-	5,014,042.08
	CP IV	1,599,849.34	2,060,597.46	-	-	3,660,446.80
	CP IV - CAPITALIZACIÓN	213,933.56	13,539.09	-	-	227,472.65
		5,964,795.38	3,391,761.68	-	-	9,356,557.06
ITALIA						
SACE	HOND 1 (CP I)	804,389.26	50,601.11	-	-	854,990.37
	HOND 2 (CP II)	6,642,502.86	506,026.49	-	-	7,148,529.35
	HOND 3 (CP III)	1,485,041.63	140,461.13	-	-	1,625,502.77
	HOND 4 (CP IV)	3,053,297.70	2,827,960.29	-	-	5,881,257.99
	HOND 4 (CP IV 1era. CAPITAL)	205,820.50	8,956.35	-	-	214,776.85
	HOND 4 (CP IV 2da. CAPITAL)	10,127.31	436.07	-	-	10,563.38
		12,201,179.27	3,534,441.44	-	-	15,735,620.71
JAPON						
EXIMBANK-JAPON	R1 - (CP I)	7,071,309.69	1,049,215.97	966,918.03	-	9,087,443.69
	R2 - (CP II)	7,458,490.32	1,535,635.05	185,797.36	-	9,179,922.74
	R2 - (CP II - CAPITAL)	480,707.78	-	11,796.70	-	492,504.48
	R3 - (CP III)	901,036.80	243,165.33	23,343.16	-	1,167,545.29
	R3 - (CP III - CAPITAL)	62,291.84	-	1,516.89	-	63,808.72
	R4 - (CP IV 2,005 MM)	3,296,728.31	5,339,293.96	37,039.19	-	8,673,061.46
	R4 - (CP IV 201 MM)	331,941.51	1,533,556.63	20,471.19	-	1,885,969.33
	R4 - (CP IV 2da FASE)	614,069.53	159,799.39	45,036.71	-	818,905.63
	R4 - (CP IV 3era FASE)	315,250.51	-	-	-	315,250.51
		20,531,826.28	9,860,666.33	1,291,919.24	-	31,684,411.85
JBIC	HO - P1	27,198,282.83	4,285,800.65	1,280,808.74	-	32,764,892.22
	HO - R1 (CP I)	6,058,861.31	1,065,987.94	222,320.04	-	7,347,169.29
	HO - R2 (CP II)	8,091,594.64	10,151,787.33	168,128.02	-	18,411,509.99



GERENCIA FINANCIERA

SERVICIO DEUDA VENCIDA Y PENDIENTE DE PAGO
AL 31 DE MARZO DEL 2019

(Cifras en Dolares)

INSTITUCION FINANCIERA	NUMERO PRESTAMO	PRINCIPAL	INTERESES	INTERESES MORATORIOS	COMISIONES	TOTAL
SUIZA SERV	HO - R3 (CP III)	680,870.64	1,453,579.35	21,298.49	-	2,155,748.48
	HO - R4 (CP IV)	770,421.21	11,303,205.81	191,658.81	-	12,265,285.83
		42,800,030.62	28,260,361.08	1,884,214.11	-	72,944,605.81
	SERV - CP II	2,141,995.81	71,934.03	-	-	2,213,929.83
	SERV - CP III	1,528,861.91	13,709.06	-	-	1,542,570.98
	SERV - CP IV	143,381.23	67,925.93	-	-	211,307.16
	SERV - DIFERIMIENTO CP IV	6,264.00	162.31	-	-	6,426.31
		3,820,502.95	153,731.33	-	-	3,974,234.28
Club de paris ESTADOS UNIDOS EXIMBANK-USA	R - 190 Q (CP II)	34,927.12	17,026.95	-	-	51,954.07
	R-244-Q (CP IV)	96,710.38	209,813.38	-	-	306,523.75
	R-244-R (CP IV CAPITALIZACIÓN)	15,824.74	1,871.49	-	-	17,696.23
		147,462.24	228,711.82	-	-	376,174.06
Sub total - Club de Paris		93,722,004.48	50,729,043.33	3,176,133.34	-	147,627,181.15
Total Generacion - ERP		135,437,074.33	54,697,122.36	3,176,133.34	1,803,741.97	195,114,072.00
DISTRIBUCION						
Multilaterales BID	936/SF-HO	5,524,049.84	2,428,361.63	-	-	7,952,411.47
	Bilaterales FIV	Arreglo de Pagos N° I (REORG. DEUDA)	229,930.97	13,795.86	149,603.05	-
Total Distribucion - ERP		5,753,980.81	2,442,157.49	149,603.05	-	8,345,741.35
TRANSMISION						
Multilaterales IDA	0201-HO	2,055,942.24	-	-	111,791.86	2,167,734.10
	Club de paris Alemania KFW	199165614 - CP I	46,402.40	1,585.41	-	-
199365586 - CP II		10,715.83	3,034.56	-	-	13,750.39
199665969 - CP III		4,276.07	2,005.63	-	-	6,281.70
200065011 - CP IV - T1		21,344.98	95,100.80	-	-	116,445.79
200065011 - CP IV - T2		47.31	210.77	-	-	258.08
200065011 - CP IV - T4		5,792.99	66.04	-	-	5,859.03
		88,579.58	102,003.21	-	-	190,582.79
ESPAÑA ICO		01039001.0 (150688)	693,023.80	18,592.84	-	-
	REPROGRAMACION 01039014.0	357,663.89	-	-	-	357,663.89
	01039014.0	2,253,947.40	331,801.94	-	-	2,585,749.34
	11039001.0 (CP I)	178,667.34	8,840.93	-	-	187,508.27
	11039002.0 (CP II)	2,340,482.42	1,008,318.20	-	-	3,348,800.62
	11039003.0 (CP III)	753,938.89	602,974.57	-	-	1,356,913.46
	11039004.1 (CP V)	-	238,740.04	-	-	238,740.04
		6,577,723.75	2,209,268.52	-	-	8,786,992.27
CESCE	CP I	165,056.49	4,584.38	-	-	169,640.87
	CP II	1,166,362.78	356,702.05	-	-	1,523,064.83
	CP III	670,864.47	6,161.56	-	-	677,026.04
	CP IV	37,066.73	1,817.85	-	-	38,884.57
	CP IV - DIFERIMIENTO III FASE	360,586.47	36,804.17	-	-	397,390.64
	CP IV - REORG. DEUDA BBV,BEX	3,577,740.25	200,098.41	-	-	3,777,838.66
	CP IV - REORGANIZACIÓN DEUDA	309,820.99	62,875.26	-	-	372,696.25
	CP V - DIFER. DEUDA POST CUT	2,242,321.97	186,665.52	-	-	2,428,987.49
	CP VI - RESTRUCT. DEUDA	4,571,343.36	625,347.86	-	-	5,196,691.22
		13,101,163.51	1,481,057.06	-	-	14,582,220.57
	Sub total - Club de Paris		19,767,466.83	3,792,328.80	-	-
Bilaterales FIV	Arreglo de Pagos N° I (REORG. DEUDA)	205,626.84	12,337.61	133,789.73	-	351,754.19
	Arreglo de Pagos N° II (DÓLAR DEUDA)	107,815.07	5,401.53	72,815.15	-	186,031.75
Sub total - Bilaterales		313,441.91	17,739.14	206,604.88	-	537,785.93
Total Transmision - ERP		22,136,850.98	3,810,067.94	206,604.88	111,791.86	26,265,315.67



GERENCIA FINANCIERA

SERVICIO DEUDA VENCIDA Y PENDIENTE DE PAGO
AL 31 DE MARZO DEL 2019

(Cifras en Dolares)

INSTITUCION FINANCIERA	NUMERO PRESTAMO	PRINCIPAL	INTERESES	INTERESES MORATORIOS	COMISIONES	TOTAL
Total Deuda Interna - ERP		163,327,906.12	60,949,347.79	3,532,341.28	1,915,533.83	229,725,129.02
Deuda Interna Gobierno Central						
GENERACION						
CTA. JICA - CONV. SUBSIDIARIO	HO-P6	-	-	-	273,458.02	273,458.02
Total - Generacion Gobierno Central		-	-	-	273,458.02	273,458.02
DISTRIBUCION						
Banco Central de Honduras						
BONOS FIDEICOMISO RECUPERACION DE PERDIDAS ENEE - 2013 (RPE-2013)						
FICOHSA	(LPS) ISIN HNENEE 00005-1 (USD) ISIN HNENEE 00003-3	-	-	-	-	-
BANPAIS	(LPS) ISIN HNENEE 00005-1	-	-	-	-	-
Total Distribucion		-	-	-	-	-
TRANSMISION						
Banco Central de Honduras						
BONOS FIDEICOMISO RECUPERACION DE PERDIDAS ENEE - 2013 (RPE-2013)						
BANCO ATLANTIDA	(LPS) ISIN HNENEE 00006-3	-	-	-	-	-
CUENTA FDO. DE CONTRAVALOR HONDURAS - ESPAÑA						
ICO	01039004.0 (030491)	5,548,008.98	485,200.36	-	-	6,033,209.35
	11039004.2 (CP V - Consol. Diferida)	3,148,126.61	219,363.21	-	-	3,367,489.83
	11039005.0 (CP VI)	107,902.26	6,752.28	-	-	114,654.54
	01039014.0	450,789.48	153,794.35	-	-	604,583.83
		9,254,827.34	865,110.21	-	-	10,119,937.54
CTA. BID - CONV. SUBSIDIARIO	1584/SF-HO	1,758,436.13	985,175.42	-	-	2,743,611.55
	2016/BLHO	2,976,489.39	1,856,283.57	-	-	4,832,772.96
	3103/BL-HO	-	1,259,488.48	-	70,660.54	1,330,149.02
	3435/BL-HO	-	203,487.17	-	205,850.00	409,337.17
		4,734,925.52	4,304,434.64	-	276,510.54	9,315,870.71
Total - Transmision Gobierno Central		13,989,752.86	5,169,544.85	-	276,510.54	19,435,808.25
HOLDING						
CTA. IDA - CONV. SUBSIDIARIO	4536-HN	-	-	-	656,250.00	656,250.00
Total - Otros Gobierno Central		-	-	-	656,250.00	656,250.00
Total Deuda Interna Gobierno Central		13,989,752.86	5,169,544.85	-	1,206,218.56	20,365,516.27
Total General Deuda Interna		177,317,658.97	66,118,892.64	3,532,341.28	3,121,752.40	250,090,645.29
TOTAL DEUDA EXTERNA E INTERNA		177,551,056.28	66,273,862.01	3,532,341.28	3,121,752.40	250,479,011.97





EMPRESA NACIONAL DE
ENERGIA ELÉCTRICA
ENEF


GERENCIA FINANCIERA

DEPARTAMENTO DE PLANIFICACION Y PROGRAMACION FINANCIERA
RESUMEN MOVIMIENTO SERVICIO DEUDA INTERNA MARZO DEL 2019

(CIFRAS EN LEMPIRAS)

INSTITUCION FINANCIERA	REFERENCIA PRÉSTAMO	TASA DE INTERES	28.02.2019	DESEMBOLSOS	SERVICIO DEUDA PAGADO				31.03.2019	REVALUACION	31.03.2019
					PRINCIPAL	INTERESES	COMISION	TOTAL	SIN REVALUACION		REVALUADO
DEUDA INTERNA											
GENERACION			32,029,057,469.86	1,544,747.36	1,332.23	72,539,327.60	3,669,651.40	76,210,311.23	32,030,600,884.99	2,568,948.21	32,033,169,833.19
DISTRIBUCION			2,317,435,952.30	646,023,662.29	-	-	1,639,169.75	1,639,169.75	2,963,459,614.59	313,060.62	2,963,772,675.21
TRANSMISION			4,684,993,713.84	-	-	-	1,422,931.00	1,422,931.00	4,684,993,713.84	632,892.15	4,685,626,605.99
HOLDING			610,707,500.00	-	-	-	-	-	610,707,500.00	82,500.00	610,790,000.00
GRAN TOTAL			39,642,194,636.00	647,568,409.65	1,332.23	72,539,327.60	6,731,752.14	79,272,411.97	40,289,761,713.42	3,597,400.97	40,293,359,114.39

AUTORIZADO POR:


ANA LOURDES AGUILAR
JEFE DEPARTAMENTO DE PLANIFICACION
Y PROGRAMACION FINANCIERA



GERENCIA FINANCIERA

DEPARTAMENTO DE PLANIFICACION Y PROGRAMACION FINANCIERA

MOVIMIENTO SERVICIO DEUDA INTERNA MARZO DEL 2019

(CIFRAS EN LEMPIRAS)

INSTITUCION FINANCIERA	REFERENCIA PRÉSTAMO	TASA DE INTERES	28.02.2019	DESEMBOLSOS	SERVICIO DEUDA PAGADO				31.03.2019	REVALUACION	31.03.2019
					PRINCIPAL	INTERESES	COMISION	TOTAL	SIN REVALUACION		REVALUADO
DEUDA INTERNA											
GENERACION											
BCO.CENTRAL DE HONDURAS											
Bonos RBCP - 2016	ISIN HNENEE 000835	6.0%	1,215,330,000.00			-	1,012,000.00	1,012,000.00	1,215,330,000.00	-	1,215,330,000.00
						-	-	-			
BONOS FIDEICOMISO RECUPERACION DE PERDIDAS ENEE - 2014 (RPE-2014)											
(LPS) ISIN HNENEE 000062-9		7.73% +1%	2,794,000,000.00			63,982,600.00	2,328,333.33	66,310,933.33	2,794,000,000.00	-	2,794,000,000.00
(LPS) ISIN HNENEE 000063-7		7.73% +1%	373,583,000.00			8,555,050.70	311,319.17	8,866,369.87	373,583,000.00	-	373,583,000.00
BONOS FIDEICOMISO RECUPERACION DE PERDIDAS ENEE - 2016 (RPE-2016)											
Ficensa	(LPS) ISIN HNENEE 000090-0	9.25%	20,000,000.00			-	16,666.67	16,666.67	20,000,000.00	-	20,000,000.00
GOBIERNO CENTRAL											
Gobierno Central	Ptamo Temporal		4,553,496,299.16			-	-	-	4,553,496,299.16	-	4,553,496,299.16
	Bono Soberano		12,299,909,646.73	-		-	-	-	12,299,909,646.73	1,661,585.20	12,301,571,231.93
FONDO - ERP											
	CLUB DE PARIS	VARIABLE	4,355,377,061.99			-	-	-	4,355,377,061.99	588,364.49	4,355,965,426.48
	MULTILATERALES	VARIABLE	1,429,764,596.62			-	-	-	1,429,764,596.62	193,145.78	1,429,957,742.40
CONV. SUBSIDIARIO - JICA											
	HO-P6	0.3%	38,079,829.88	1,543,415.13		1,676.90	1,332.23	3,009.13	39,623,245.01	125,852.73	39,749,097.73
		0.01%	-								
TESORERIA GENERAL DE LA REPUBLICA											
	CUT - LPS		-	1,332.23	1,332.23			1,332.23	-		-
	CUT - USD		-						-		-
BANCA PRIVADA											
Banco Ficohsa	PTAMO Documentos Descontados	10.00%	2,499,517,035.48	-		-		-	2,499,517,035.48	-	2,499,517,035.48
	PTAMO Sindicado	10.00%	2,450,000,000.00	-		-		-	2,450,000,000.00	-	2,450,000,000.00
TOTAL GENERACION			32,029,057,469.86	1,544,747.36	1,332.23	72,539,327.60	3,669,651.40	76,210,311.23	32,030,600,884.99	2,568,948.21	32,033,169,833.19
DISTRIBUCION											
GOBIERNO CENTRAL											
FONDO - ERP											
	MULTILATERALES		322,344,178.35					-	322,344,178.35	43,545.22	322,387,723.57
	BILATERALES		5,616,822.34					-	5,616,822.34	758.77	5,617,581.11
Banca Privada											
FICOHSA 26MM	Ficohsa 26.MM	7.75%		646,023,662.29		-	-	-	646,023,662.29	0.00	646,023,662.29
BCO.CENTRAL DE HONDURAS											





EMPRESA NACIONAL DE
ENERGIA ELÉCTRICA
ENEE


GERENCIA FINANCIERA

DEPARTAMENTO DE PLANIFICACION Y PROGRAMACION FINANCIERA

MOVIMIENTO SERVICIO DEUDA INTERNA MARZO DEL 2019

(CIFRAS EN LEMPIRAS)

INSTITUCION FINANCIERA	REFERENCIA PRÉSTAMO	TASA DE INTERES	28.02.2019	DESEMBOLSOS	SERVICIO DEUDA PAGADO				31.03.2019	REVALUACION	31.03.2019
					PRINCIPAL	INTERESES	COMISION	TOTAL	SIN REVALUACION		REVALUADO
BONOS FIDEICOMISO RECUPERACION DE PERDIDAS ENEE - 2013 (RPE-2013)											
FICOHSA	(LPS) ISIN HNENEE 00005-1	6.0% + 1%	846,440,595.00			-	705,615.49	705,615.49	846,440,595.00	114,345.00	846,554,940.00
FICOHSA	(USD) ISIN HNENEE 00003-3	6.0% + 1%	854,990,500.00			-	712,743.00	712,743.00	854,990,500.00	115,500.00	855,106,000.00
FICOHSA	(USD) ISIN HNENEE 00004-1	6.0% + 1%	128,248,575.00			-	106,841.88	106,841.88	128,248,575.00	17,325.00	128,265,900.00
	(LPS) ISIN HNENEE 00007-5	6.0% + 1%	48,734,458.50			-	40,599.91	40,599.91	48,734,458.50	6,583.50	48,741,042.00
LAFISE	(LPS) ISIN HNENEE 00007-5	6.0% + 1%	79,514,116.50			-	66,241.96	66,241.96	79,514,116.50	10,741.50	79,524,858.00
BANPAIS	(LPS) ISIN HNENEE 00005-1	6.0% + 1%	8,549,905.00			-	7,127.51	7,127.51	8,549,905.00	1,155.00	8,551,060.00
TESORERIA GENERAL DE LA REPUBLICA											
	CUT - LPS		-	-	-	-	-	-	-	-	-
	CUT - USD		22,996,801.62	-	-	-	-	-	22,996,801.62	3,106.62	22,999,908.24
TOTAL DISTRIBUCION			2,317,435,952.30	646,023,662.29	-	-	1,639,169.75	1,639,169.75	2,963,459,614.59	313,060.62	2,963,772,675.21
TRANSMISION											
BCO.CENTRAL DE HONDURAS											
BONOS FIDEICOMISO RECUPERACION DE PERDIDAS ENEE - 2013 (RPE-2013)											
BANCO ATLANTIDA	(USD) ISIN HNENEE 00002-5	6.0% + 1%	854,990,500.00			-	712,743.00	712,743.00	854,990,500.00	115,500.00	855,106,000.00
	(LPS) ISIN HNENEE 00006-3	6.0% + 1%	854,990,500.00			-	710,188.00	710,188.00	854,990,500.00	115,500.00	855,106,000.00
GOBIERNO CENTRAL											
FONDO - ERP											
	CLUB DE PARIS	VARIABLE	630,088,037.94			-	-	-	630,088,037.94	85,118.10	630,173,156.04
	MULTILATERALES	VARIABLE	57,071,789.90			-	-	-	57,071,789.90	7,709.78	57,079,499.68
	BILATERALES	VARIABLE	148,538,227.11			-	-	-	148,538,227.11	20,065.91	148,558,293.02
BID - CONV. SUBSIDIARIO											
	2016/BL-HO	VARIABLE	477,812,350.39			-	-	-	477,812,350.39	64,547.30	477,876,897.69
		0.25%	209,228,389.50			-	-	-	209,228,389.50	28,264.50	209,256,654.00
BID - CONV. SUBSIDIARIO											
	1584/SF-HO	1 y 2%	362,054,388.71			-	-	-	362,054,388.71	48,909.65	362,103,298.36
BID - CONV. SUBSIDIARIO											
	3103/BL-HO	VARIABLE	392,098,643.30			-	-	-	392,098,643.30	52,968.30	392,151,611.60
		0.25%	168,042,275.70			-	-	-	168,042,275.70	22,700.70	168,064,976.40
BID - CONV. SUBSIDIARIO											
	3435/BL-HO	VARIABLE	224,438,836.61			-	-	-	224,438,836.61	30,319.27	224,469,155.87
		0.25%	58,426,904.40			-	-	-	58,426,904.40	7,892.84	58,434,797.25
CUENTA - FDO. CONTRAVALOR HONDURAS-ESPAÑA											
	CONV. CONVERSIÓN ICO		247,212,870.28			-	-	-	247,212,870.28	33,395.79	247,246,266.07





EMPRESA NACIONAL DE
ENERGIA ELÉCTRICA
ENEE

GERENCIA FINANCIERA

DEPARTAMENTO DE PLANIFICACION Y PROGRAMACION FINANCIERA

MOVIMIENTO SERVICIO DEUDA INTERNA MARZO DEL 2019

(CIFRAS EN LEMPIRAS)

INSTITUCION FINANCIERA	REFERENCIA PRÉSTAMO	TASA DE INTERES	28.02.2019	DESEMBOLSOS	SERVICIO DEUDA PAGADO				31.03.2019	REVALUACION	31.03.2019
					PRINCIPAL	INTERESES	COMISION	TOTAL	SIN REVALUACION		REVALUADO
TESORERIA GENERAL DE LA REPUBLICA	CUT - LPS CUT - USD		- -			- -	- -		- -	- -	- -
TOTAL TRANSMISION			4,684,993,713.84	-	-	-	1,422,931.00	1,422,931.00	4,684,993,713.84	632,892.15	4,685,626,605.99
HOLDING GOBIERNO CENTRAL											
IDA- CONV. SUBSIDIARIO	4536-HN	0.75%	610,707,500.00			-	-	-	610,707,500.00	82,500.00	610,790,000.00
TOTAL HOLDING			610,707,500.00	-	-	-	-	-	610,707,500.00	82,500.00	610,790,000.00
TOTAL			39,642,194,636.00	647,568,409.65	1,332.23	72,539,327.60	6,731,752.14	79,272,411.97	40,289,761,713.42	3,597,400.97	40,293,359,114.39



DEPARTAMENTO DE PLANIFICACION Y PROGRAMACION FINANCIERA
 RESUMEN MOVIMIENTO DEL SERVICIO DE LA DEUDA EXTERNA
 AL 31 DE MARZO DE 2019

INSTITUCION FINANCIERA	MDA	28.02.2019	DESEMBOLSOS	SERVICIO DE LA DEUDA PAGADA				SALDO AL 31.03.2019 SIN REVALUACION	REVALUACION	SALDO AL 31.03.2019 REVALUADO
				PRINCIPAL	INTERESES	COMISION	TOTAL			
GENERACION	LPS	6,560,207,850.52	-	-	-	-	-	6,560,207,850.52	1,162,162.00	6,561,370,012.52
TOTAL DEUDA EXTERNA		6,560,207,850.52	-	-	-	-	-	6,560,207,850.52	1,162,162.00	6,561,370,012.52

FILE: REVALUACION MENSUAL 2019- MARZO

AUTORIZADO POR:

ana

ANA LOURDES AGUILAR
 JEFE DEPARTAMENTO DE PLANIFICACION
 Y PROGRAMACION FINANCIERA





DEPARTAMENTO DE PLANIFICACION Y PROGRAMACION FINANCIERA
MOVIMIENTO DEL SERVICIO DE LA DEUDA EXTERNA
AL 31 DE MARZO DE 2019

INSTITUCION FINANCIERA	REFERENCIA DE PRESTAMO	MDA	28.02.2019	DESEMBOLSOS	SERVICIO DE LA DEUDA PAGADA				SALDO AL 31.03.2019
					PRINCIPAL	INTERESES	COMISION	TOTAL	
GENERACION									
BCA. COMERC. EXTERNA									
B.N.P.	240982	USD	233,397.34					-	233,397.34
INDUSTRIAL AND COMMERCIAL BANK OF CHINA *	LINEA DE CREDITO USD 297,719,934.10	USD	266,410,166.79	-		-	-	-	266,410,166.79
CLUB DE PARIS									
SUIZA									
SERV	CP V	CHF	131,496.70		-	-	-	-	131,496.70
SERV	CP VI	CHF	1,777,302.16		-	-	-	-	1,777,302.16

FILE: REVALUACION MENSUAL 2019- MARZO

LG/ELT



DEPARTAMENTO DE PLANIFICACION Y PROGRAMACION FINANCIERA
 MOVIMIENTO DEL SERVICIO DE LA DEUDA EXTERNA
 AL 31 DE MARZO DE 2019

INSTITUCION FINANCIERA	REFERENCIA DE PRESTAMO	MDA	28.02.2019	DESEMBOLSOS	SERVICIO DE LA DEUDA PAGADA				SALDO AL 31.03.2019 SIN REVALUACION	REVALUACION	SALDO AL 31.03.2019 REVALUADO
					PRINCIPAL	INTERESES	COMISION	TOTAL			
GENERACION											
BCA. COMERC. EXTERNA											
B.N.P.	240982	USD	233,397.34					-	233,397.34	-	233,397.34
INDUSTRIAL AND COMMERCIAL BANK OF CHINA *	LINEA DE CREDITO USD 297,719,934.10	USD	266,410,166.79	-				-	266,410,166.79	-	266,410,166.79
CLUB DE PARIS											
SUIZA SERV	CP V	USD	131,299.75		-	-	-	-	131,299.75	778.09	132,077.84
SERV	CP VI	USD	1,774,640.20		-	-	-	-	1,774,640.20	10,516.65	1,785,156.85
TOTAL DEUDA EXTERNA			268,549,504.08	-	-	-	-	-	268,549,504.08	11,294.74	268,560,798.82

FILE: REVALUACION MENSUAL 2019- MARZO

LG/ELT



DEPARTAMENTO DE PLANIFICACION Y PROGRAMACION FINANCIERA
MOVIMIENTO DEL SERVICIO DE LA DEUDA EXTERNA
AL 31 DE MARZO DE 2019

INSTITUCION FINANCIERA	REFERENCIA DE PRESTAMO	MDA	28.02.2019	DESEMBOLSOS	SERVICIO DE LA DEUDA PAGADA				SALDO AL 31.03.2019 SIN REVALUACION	REVALUACION	SALDO AL 31.03.2019 REVALUADO
					PRINCIPAL	INTERESES	COMISION	TOTAL			
GENERACION											
BCA. COMERC. EXTERNA											
B.N.P.	240982	LPS	5,701,500.24					-	5,701,500.24	770.21	5,702,270.45
INDUSTRIAL AND COMMERCIAL BANK OF CHINA *	LINEA DE CREDITO USD 297,719,934.10	LPS	6,507,947,477.40	-				-	6,507,947,477.40	879,153.55	6,508,826,630.95
CLUB DE PARIS											
SUIZA SERV	CP V	LPS	3,207,429.69		-	-	-	-	3,207,429.69	19,443.32	3,226,873.02
SERV	CP VI	LPS	43,351,443.19		-	-	-	-	43,351,443.19	262,794.91	43,614,238.10
TOTAL DEUDA EXTERNA			6,560,207,850.52	-	-	-	-	-	6,560,207,850.52	1,162,162.00	6,561,370,012.52

FILE: REVALUACION MENSUAL 2019- MARZO

LG/ELT

DEPARTAMENTO DE PLANIFICACION Y PROGRAMACION FINANCIERA
JEFATURA