

**Gerencia Financiera**  
*Departamento de Contabilidad*

Febrero 12, 2019  
Oficio N° DC-62-II-2019

Licenciado

*Luis Fernando de Jesus Cruz*  
Jefe Unidad de Transparencia Anticorrupción  
y Control de Pérdidas  
Su Oficina

Estimado Licenciado *Cruz:*

Por medio de la presente le remitimos, los Estados Financieros al 31 de Enero de 2019 de la Empresa Nacional de Energía Eléctrica.

Sin otro particular, muy atentamente.

Atentamente,

*Falsedades*  
*Licda. Rosalidia Michelle Ordonez*  
Jefe Departamento de Contabilidad Holding



📁 Archivo  
RMO/GI

EMPRESA NACIONAL DE ENERGIA ELECTRICA UNIDAD DE TRANSPARENCIA
<b>RECIBIDO</b>
12 FEB 2019
HORA: 01:17 p.m
RECIBIDO: yolani


**EMPRESA NACIONAL DE ENERGIA ELECTRICA**  
**ESTADO DE RESULTADOS**  
**DEL 01 AL 31 DE ENERO DE 2019**  
**CIERRE CONTABLE (CIFRAS EN LEMPIRAS)**


DESCRIPCION	VALORES DEL MES			VALORES DEL PERIODO		
	ENERO 2019	ENERO 2018	AUMENTO DISMINUCION	ENERO 2019	ENERO 2018	AUMENTO DISMINUCION
<b>RESULTADO - INGRESOS</b>						
<b>INGRESOS</b>						
INGRESOS DE EXPLOTACION	2,131,310,727.99	1,776,406,810.73	354,903,917.26	2,131,310,727.99	1,776,406,810.73	354,903,917.26
OTROS INGRESOS NO OPERATIVOS	108,141,938.81	105,328,475.59	2,813,463.22	108,141,938.81	105,328,475.59	2,813,463.22
<b>TOTAL INGRESOS</b>	<b>2,239,452,666.80</b>	<b>1,881,735,286.32</b>	<b>357,717,380.48</b>	<b>2,239,452,666.80</b>	<b>1,881,735,286.32</b>	<b>357,717,380.48</b>
<b>RESULTADO GASTOS Y COSTOS</b>						
<b>GASTOS SERVICIOS PUBLICOS ENERGIA</b>						
SERVICIOS PERSONALES	-114,927,809.25	-104,993,418.10	-9,934,391.15	-114,927,809.25	-104,993,418.10	-9,934,391.15
SERVICIOS NO PERSONALES	-524,770,066.03	-434,491,619.39	-90,278,446.64	-524,770,066.03	-434,491,619.39	-90,278,446.64
MATERIALES Y SUMINISTROS	-1,838,120,761.33	-1,506,507,022.90	-331,613,738.43	-1,838,120,761.33	-1,506,507,022.90	-331,613,738.43
ADICIONES Y REPARACIONES	-2,481,454.28	-54,393.90	-2,427,060.38	-2,481,454.28	-54,393.90	-2,427,060.38
GASTOS POR DEPRECIACION DE BIENES	-53,218,625.21	-54,269,908.71	1,051,283.50	-53,218,625.21	-54,269,908.71	1,051,283.50
SERVICIO DE LA DEUDA	-226,497,255.34	-226,154,569.29	-342,686.05	-226,497,255.34	-226,154,569.29	-342,686.05
TRANSFERENCIAS Y DONACIONES	-31,406,093.11	-16,369,113.53	-15,036,979.58	-31,406,093.11	-16,369,113.53	-15,036,979.58
AJUSTE DE INVENTARIOS	-0.02	-3,476,160.01	3,476,159.99	-0.02	-3,476,160.01	3,476,159.99
PROVISION PARA CUENTAS DE DUDOSO COBRO	-67,165,455.63	-67,165,455.63	0.00	-67,165,455.63	-67,165,455.63	0.00
<b>TOTAL GASTOS SERVICIOS PUBLICOS ENERGIA</b>	<b>-2,858,587,520.20</b>	<b>-2,413,481,661.46</b>	<b>-445,105,858.74</b>	<b>-2,858,587,520.20</b>	<b>-2,413,481,661.46</b>	<b>-445,105,858.74</b>
<b>UTILIDAD Y/O - (PERDIDA) DEL EJERCICIO</b>	<b>-619,134,853.40</b>	<b>-531,746,375.14</b>	<b>-87,388,478.26</b>	<b>-619,134,853.40</b>	<b>-531,746,375.14</b>	<b>-87,388,478.26</b>

  
**Ing. Jesús A. Mejía**  
Gerente General



  
**Lic. Rosalidia Michelle Ordóñez**  
Jefe Departamento de Contabilidad  
No. Colegiación 05-10-2015



  
**Ing. Anibal Bendezu**  
Gerencia Financiera



*Handwritten initials*



# EMPRESA NACIONAL DE ENERGIA ELECTRICA

## ESTADO DE RESULTADO

01 AL 31 DE ENERO DE 2019 (Cifras expresadas en Lempiras)



Pos. balance/PyG	Texto p.posición balance/PyG	Saldos del 01 al 31 de enero de 2019	Saldos del 01 al 31 de enero de 2018	Variación
52	*4 RESULTADO - INGRESOS	-	-	-
15	4111100000 Venta de energía Residencial no subsidiada	-912,671,199.27	-681,103,248.28	-231,567,950.99
15	4111300000 Venta de Energía Sector Comercial	-615,652,776.39	-517,463,272.00	-98,189,504.39
15	4111400000 Venta de Energía Sector Industrial	-434,972,133.09	-370,838,465.36	-64,133,667.73
15	4111500000 Venta de Energía Gobierno Central	-52,345,193.84	-42,660,413.59	-9,684,780.25
15	4111600000 Venta a Instituciones Autonomas y Publicas	-51,990,760.31	-53,009,405.57	1,018,645.26
15	4111700000 Venta a Municipalidades	-34,615,174.23	-53,298,022.75	18,682,848.52
15	4111800000 Alumbrado Publico	-1,389.99	-	-1,389.99
15		-2,102,248,627.12	-1,718,372,827.55	-383,875,799.57
17	4112100000 Ajuste de combustible Centro Sur	-509.65	-	-509.65
17		-509.65	-	-509.65
18	4113110000 Des. Tercera edad Centro Sur	10,633,532.73	7,903,506.92	2,730,025.81
18	4113120000 Des. Tercera edad Noroccidente	6,309,043.19	4,707,172.22	1,601,870.97
18	4113130000 Des. Tercera edad Litoral Atlantico	2,242,985.52	1,690,075.11	552,910.41
18	4113210000 Desc. Asilo de Ancianos Centro Sur	199,761.62	95,187.70	104,573.92
18	4113220000 Desc. Asilo de Ancianos Noroccidente	96,312.44	56,202.64	40,109.80
18	4113230000 Desc. Asilo de Ancianos Litoral Atlantico	26,417.14	14,134.44	12,282.70
18		19,508,052.64	14,466,279.03	5,041,773.61
19	4114100000 Rect fact consumo region Centro Sur	-818,898.86	14,581.23	-833,480.09
19	4114200000 Rect fact consumo region Noroccidente	-38,840.19	-2,011,993.50	1,973,153.31
19	4114300000 Rect fact consumo region Litoral atlantico	-22,897.90	-42,835.65	19,937.75
19		-880,636.95	-2,040,247.92	1,159,610.97
20	4117100000 Recargos por Mora	-35,568,853.16	-45,457,741.20	9,888,888.04
20	4117200000 Ing. Varios del Servicio Eléctrico (Serv Misc)	26,891.31	-15,767,872.51	15,794,763.82
20	4117300000 Alquileres de Bienes e Inst. Eléctricas	-9,638,780.67	-6,457,887.92	-3,180,892.75
20	4117400000 Otros Ingresos Eléctricos	-1,094,805.59	-1,756,889.46	662,083.87
20	4117700000 Ingresos por depositos de abonados	-1,413,458.80	-1,019,623.20	-393,835.60
20		-47,689,006.91	-70,460,014.29	22,771,007.38
13	*411 INGRESOS DE EXPLOTACION (Cuadros " D,E,L	-2,131,310,727.99	-1,776,406,810.73	-354,903,917.26
13	*)	-	-	-
21	4118000000 Ing. De Comercialización Año 2016	-101,642,595.57	-92,109,792.70	-9,532,802.87
21	4118400000 Ingresos Operaciones Ajenas al Servicio Publico	-4,833,184.78	-3,757,426.45	-1,075,758.33
21		-106,475,780.35	-95,867,219.15	-10,608,561.20
22	4119200000 Transmisión (Peaje)	-	-549,798.57	549,798.57
22	4119300000 Fallas	473,447.49	-512,444.77	985,892.26
22	4119600000 Venta de Energía de Oportunidad	1,361,080.29	-1,500,183.60	2,861,263.89
22		1,834,527.78	-2,562,426.94	4,396,954.72
25	4235000000 Ingresos netos de intereses y dividendos	-97,102.33	-92,795.27	-4,307.06
25		-97,102.33	-92,795.27	-4,307.06
27	4716016000 Ingreso por Diferencial Cambiario	-85,109.37	-152,514.19	67,404.82
27	4716030000 Diferencia en el Precio de Compra	-157.07	-2,700.00	2,542.93
27		-85,266.44	-155,214.19	69,947.75
28	4722000000 Por Revaluación de Prestamos Extranjeros	-3,318,317.47	-6,650,820.04	3,332,502.57
28		-3,318,317.47	-6,650,820.04	3,332,502.57
9	*413 OTROS INGRESOS NO OPERATIVOS (Cuadro "F,	-108,141,938.81	-105,328,475.59	-2,813,463.22
9	"K")	-	-	-
52	*TOTAL INGRESOS	-2,239,452,666.80	-1,881,735,286.32	-357,717,380.48
53	*5 RESULTADO GASTOS Y COSTOS	-	-	-
8	5111000000 Sueldos Básicos	51,029,520.49	54,908,002.72	-3,878,482.23
8	5115100000 Decimotercer Mes	4,607,556.26	4,456,996.54	150,559.72
8	5115200000 Decimocuarto Mes	4,570,240.17	4,286,248.58	283,991.59
8	5116000000 Vacaciones	7,446,017.47	7,475,766.32	-29,748.85
8	5117200000 Imprenta	46,014.48	59,357.04	-13,342.56
8	5117500000 Contribuciones para Seguro Social	-349,778.00	1,287,983.54	-1,637,761.54
8	5117600000 Contribuciones al Instituto Nacional de Formación	1,014,747.01	1,825,155.45	-810,408.44
8	5117900000 Otras Contribuciones Patronales (Fondo de Prestaci	5,511,212.46	5,659,403.32	-148,190.86
8		73,875,530.34	79,958,913.51	-6,083,383.17
10	5121000000 Sueldos Básicos	6,956,229.91	7,565,865.90	-609,635.99
10	5124100000 Decimotercer Mes	927,651.44	616,726.34	310,925.10
10	5124200000 Decimocuarto Mes	589,239.55	718,986.92	-129,747.37
10		8,473,120.90	8,901,579.16	-428,458.26
12	5141000000 Horas Extraordinarias	3,566,719.27	4,589,421.78	-1,022,702.51
12		3,566,719.27	4,589,421.78	-1,022,702.51
32	5161000000 Beneficios Contrato Colectivo	1,502,641.52	144,612.97	1,358,028.55
32	5162000000 Compensaciones	27,509,797.22	11,398,890.68	16,110,906.54
32		29,012,438.74	11,543,503.65	17,468,935.09
30	*5100000000 SERVICIOS PERSONALES	114,927,809.25	104,993,418.10	9,934,391.15
33	5211100000 Energía Interna Consumida (No Afecta Presupuesto)	988,002.19	8,921,235.18	-7,933,232.99
33	5212000000 Agua	34,139.01	-	34,139.01
33	5212100000 Serv. Agua Consumido (No Afecta Presupuesto)	186,360.00	4,718.45	181,641.55
33	5212200000 Comp alquiler de edificio,vivienda y locales	-	713,794.86	-713,794.86
33	5214200000 Telefonía Fija	21,647.16	80,475.71	-58,828.55
33	5214900000 Otros Servicios Básicos	-	730.17	-730.17
33		1,230,148.36	9,720,954.37	-8,490,806.01
34	5221000000 Alquiler de Edificios, Viviendas y Locales	186,804.14	-	186,804.14
34	5222100000 Alquiler de Equipos y Maquinarias de Producción	-	15,800,849.75	-15,800,849.75
34	5223000000 Alquiler de Tierras y Terrenos	145,458.00	145,458.00	-
34		332,262.14	15,946,307.75	-15,614,045.61
35	5231000000 Mantenimiento y Reparación de Edificios y Locales	14,771.96	-	14,771.96
35	5232000000 Mantenimiento y Reparación de Equipos y Medios de	-32,217.37	-	-32,217.37
35	5233100000 Mantenimiento y Reparación de Equipos y Maquinaria	8,823.72	-	8,823.72
35	5233200000 Mantenimiento y Reparación de Equipos de Tracción	-77,394.48	-	-77,394.48
35	5233500000 Mantenimiento y Reparación de Equipo para Computac	-656.55	-	-656.55
35	5233700000 Mantenimiento y Reparación de Equipos de Comunicac	4,020.40	-	4,020.40
35	5233900000 Mantenimiento y Reparación de Otros Equipos	163,455.55	-	163,455.55
35	5234000000 Mantenimiento y Reparación de Sistemas Eléctricos	3,448,844.47	-	3,448,844.47
35	5235000000 Limpieza, Aseo y Fumigación	43,700.01	-	43,700.01
35		3,573,347.71	-	3,573,347.71
36	5242000000 Estudios, Investigaciones y Análisis de Factibilidad	14,000.00	7,000.00	7,000.00
36	5245000000 Servicios de Capacitación	-23,465.24	-	-23,465.24
36	5246000000 Servicios de Informática y Sistemas Computarizados	-	5,870.09	-5,870.09



**EMPRESA NACIONAL DE ENERGIA ELECTRICA**  
**ESTADO DE RESULTADO**  
**01 AL 31 DE ENERO DE 2019 (Cifras expresadas en Lempiras)**



Pos. balance/PyG	Texto p.posición balance/PyG	Saldos del 01 al 31 de enero de 2019	Saldos del 01 al 31 de enero de 2018	Variación
36	5247100000 SERV. CONSULTORIA GESTION ADMINISTRVA. FINAC. Y ACT	143,000.00	1,158,143.05	-1,015,143.05
36		133,534.76	1,171,013.14	-1,037,478.38
37	5251000000 Servicio de Transporte	23,568.96	-21,196.15	44,765.11
37	5253000000 Servicio de Imprenta, Publicaciones y Reproduccion	559,374.43	189,196.43	370,178.00
37	5254000000 Primas y Gastos de Seguro	13,653,135.52	4,714,892.74	8,938,242.78
37	5255000000 Comisiones y Gastos Fiduciarios Banco Atlantida	1,548,979.55	1,275,272.90	273,706.65
37	5255100000 Comisiones y Gastos Fid. Banco Ficohsa	1,592,790.43	1,306,583.45	286,206.98
37	5255300000 Comisiones y Gastos por servicios bancarios	1,308,331.05	3,982,200.00	-2,673,868.95
37	5255510000 Comisiones y Gastos Servicios Bancarios RBCP 2016	1,012,775.00	1,012,775.00	-
37	5255600000 Comision 1% anual administracion bonos fideicomiso	3,052,278.89	12,452,411.19	-9,400,132.30
37	5255620000 BCH Comisión 1% Anual Admon. Fondos Fideic. RPE-14	-	2,656,319.17	-2,656,319.17
37	5255630000 1% COM. ADMON. BCH-BONOS FIDEIC. RPE-2016	16,666.67	-	16,666.67
37	5255900000 EMPRESA ENERGIA HONDURAS (E. E. H.)	-	359,001,200.65	-359,001,200.65
37	5255910000 EMPRESA SUPERVISORA EMPRESA ENERGIA HONDURAS	376,410,326.97	18,481,520.97	357,928,806.00
37	5256000000 Publicidad y Propaganda	495,506.25	-	495,506.25
37	5257000000 Servicio de Internet	152,064.50	159,123.94	-7,059.44
37	5258000000 Gasto por Diferencial Cambiario	840,447.68	-	840,447.68
37	5259000000 Otros Servicios Comerciales y Financieros	-5,914.00	-	-5,914.00
37		400,660,331.90	405,210,300.29	-4,549,968.39
38	5261200000 Pasajes al Exterior	13,910.00	-	13,910.00
38	5262100000 Viáticos Nacionales	335,808.32	193,553.25	142,255.07
38	5262200000 Viáticos al Exterior	44,073.40	-	44,073.40
38		393,791.72	193,553.25	200,238.47
39	5271210000 Impuesto sobre Industria, Comercio y Servicios	30,386.28	-	30,386.28
39	5272100000 Tasas	43,273.46	-	43,273.46
39	5273000000 Multas y Recargos	4,010,241.13	-	4,010,241.13
39	5275000000 Gastos Judiciales	108,378,908.48	2,170,483.27	106,208,425.21
39		112,462,809.35	2,170,483.27	110,292,326.08
40	5291000000 Ceremonial y Protocolo	6,600.09	14,707.25	-8,107.16
40	5292000000 Servicios de Vigilancia	5,977,240.00	64,300.07	5,912,939.93
40		5,983,840.09	79,007.32	5,904,832.77
43	*5200000000 SERVICIOS NO PERSONALES	524,770,066.03	434,491,619.39	90,278,446.64
41	5311000000 Alimentos y Bebidas para Personas	7,261.50	50,000.00	-42,738.50
41	5314100000 Productos Agrícolas	57,025.00	-	57,025.00
41	5315000000 Madera, Corcho y sus Manufacturas	334,609.95	655,452.05	-320,842.10
41		398,896.45	705,452.05	-306,555.60
42	5321000000 Hilados y Telas	-4,017.00	17,762.94	-21,779.94
42	5322000000 Confecciones TeXtiles	-37,375.00	-	-37,375.00
42		-41,392.00	17,762.94	-59,154.94
44	5331000000 Papel de Escritorio	235.00	1,991.90	-1,756.90
44	5332000000 Papel para Computación	-4,071.00	-	-4,071.00
44	5333000000 Productos de Artes Gráficas	12,904.58	386.86	12,517.72
44	5334000000 Productos de Papel y Cartón	1,718.74	84,583.79	-82,865.05
44	5337000000 Especies Timbradas y Valores	300.00	-	300.00
44		11,087.32	86,962.55	-75,875.23
45	5341000000 Cueros y Pieles	5,199.84	-	5,199.84
45	5343000000 Artículos de Caucho	6,059.19	-	6,059.19
45	5344000000 Llantas y Cámaras de Aire	59,541.19	146,732.00	-87,190.81
45		70,800.22	146,732.00	-75,931.78
46	5351000000 Productos Químicos	62,571.11	19,683.21	42,887.90
46	5352100000 Productos Farmacéuticos y Medicinales Varios	270.00	135.00	135.00
46	5354000000 Insecticidas, Fumigantes y Otros	11,500.00	7,312.16	4,187.84
46	5355000000 Tintas, Pinturas y Colorantes	17,955.30	8,745.54	9,209.76
46	5356100000 gasolina	26,337.85	98,311.95	-71,974.10
46	5356200000 Diesel	600,005.99	545,190.59	54,815.40
46	5356210000 Diesel para Generación	37,544.53	17,952.00	19,592.53
46	5356500000 Aceites y Grasas Lubricantes	45,051.22	106,549.53	-61,498.31
46	5356600000 Bunker	196,556.01	-	196,556.01
46	5358000000 Productos de Material Plástico	-785.72	-	-785.72
46	5359300000 Prod Quim Uso personal	950.00	-	950.00
46		997,956.29	803,879.98	194,076.31
47	5361000000 Productos Ferrosos	-6,514.57	38,348.71	-44,863.28
47	5363000000 Estructuras Metálicas Acabadas	9,863.00	117,717.35	-107,854.35
47	5364000000 Herramientas Menores	-20,096.47	15,264.47	-35,360.94
47	5365000000 Material de guerra y seguridad	1,195.06	3,196.00	-2,000.94
47	5369200000 Accesorios de metal	17.00	-	17.00
47	5369300000 Gasto por Elementos de Ferreteria	112,833.50	31,491.20	81,342.30
47		97,297.52	206,017.73	-108,720.21
48	5372000000 Productos de Vidrio	-15,740.00	-	-15,740.00
48	5374000000 Productos de Cemento, Asbesto y Yeso	10,928.61	-	10,928.61
48	5375000000 Cemento, Cal y Yeso	-649.00	3,406.21	-4,055.21
48		-5,460.39	3,406.21	-8,866.60
50	5391000000 Elementos de Limpieza y Aseo Personal	14,819.13	87,667.82	-72,848.69
50	5392000000 Útiles de Escritorio, Oficina y Enseñanza	129,947.11	153,079.65	-23,132.54
50	5393000000 Útiles y Materiales Eléctricos	3,043,366.49	64,989,045.21	-61,945,678.72
50	5396000000 Repuestos y Accesorios	1,457,829.75	429,513.87	1,028,315.88
50	5397000000 CARGOS FIJOS ENERGIA TERMICA	229,041,264.91	172,460,192.01	56,581,072.90
50	5397100000 CARGOS POR ENERGIA TERMICA	529,076,409.84	414,213,618.11	114,862,791.73
50	5397200000 FACTURAS COMPRA ENERGIA EXTERNA	-5,390,039.85	107,408.23	-5,497,448.08
50	5397400000 PEAJE POR COMPRA DE ENERGIA EOR	-	2,614,472.69	-2,614,472.69
50	5397600000 CARGOS POR SERVICIO DE ENLACE EOR	828.32	29,319.76	-28,491.44
50	5397610000 SERVICIOS DE OPERACION DEL SISTEMA EOR	-110,273.97	2,571,532.34	-2,681,806.31
50	5397620000 CARGOS POR REGULACION	-48,934.90	1,010,063.13	-1,058,998.03
50	5397800000 CARGOS FIJOS ENERGIA RENOVABLE	146,579,534.38	110,988,987.38	35,590,547.00
50	5397810000 CARGOS POR ENERGIA RENOVABLE	930,444,720.76	733,340,018.37	197,104,702.39
50	5399100000 Gastos de Materiales Proyecto FOSODE	475,250.06	-	475,250.06
50	5399200000 Gastos de Materiales Proyecto Fondos Nordicos	6,835.84	-	6,835.84
50	5399400000 Gastos de Operación Patuca III	1,870,018.05	1,541,890.87	328,127.18
50		1,836,591,575.92	1,504,536,809.44	332,054,766.48
54	*5300000000 MATERIALES Y SUMINISTROS	1,838,120,761.33	1,506,507,022.90	331,613,738.43
62	5428000000 Herramientas Mayores	15,460.00	-	15,460.00



**EMPRESA NACIONAL DE ENERGIA ELECTRICA**  
**ESTADO DE RESULTADO**  
**01 AL 31 DE ENERO DE 2019 (Cifras expresadas en Lempiras)**



Pos. balance/PyG	Texto p.posición balance/PyG	Saldos del 01 al 31 de enero de 2019	Saldos del 01 al 31 de enero de 2018	Variación
62	542900000 Equipos para Electrificación (Medidores, Transform	-	5,619.36	-5,619.36
62		15,460.00	5,619.36	9,840.64
65	545100000 Aplicaciones Informáticas	79,655.08	48,774.54	30,880.54
65		79,655.08	48,774.54	30,880.54
67	547210000 Construcciones y mejoras de bienes Dom Publico	2,386,339.20	-	2,386,339.20
67		2,386,339.20	-	2,386,339.20
55	*540000000 ADICIONES Y REPARACIONES	2,481,454.28	54,393.90	2,427,060.38
68	5512310000 Gastos Diferencias en Recaudaciones Bancos	-0.01	0.21	-0.22
68		-0.01	0.21	-0.22
70	5533100000 Transferencias Organismos Internacionales-Cuotas O	31,406,093.12	16,369,113.32	15,036,979.80
70		31,406,093.12	16,369,113.32	15,036,979.80
56	*5500000000 TRANSFERENCIAS Y DONACIONES	31,406,093.11	16,369,113.53	15,036,979.58
100	5701060000 Ajuste por Impugnación Tomas Fisicas de Inventario	-	3,466,343.11	-3,466,343.11
100		-	3,466,343.11	-3,466,343.11
73	5701030000 Diferencia en el Precio de Compra	0.02	9,816.90	-9,816.88
73		0.02	9,816.90	-9,816.88
112		0.02	3,476,160.01	-3,476,159.99
87	5712100000 Gasto por Intereses Bonos Fideicomiso RPE-2014	24,827,167.70	21,423,025.55	3,404,142.15
87	5712110000 Gasto por Intereses Bonos Fideicomiso RPE-2013	17,589,205.39	8,254,221.46	9,334,983.93
87	5712130000 Gasto por Intereses Bonos RBCP-2016	6,684,315.00	20,571,485.79	-13,887,170.79
87	5712140000 GASTO POR INTERESES FIDEICOMISO RPE-2016	166,666.67	30,039,722.22	-29,873,055.55
87	5712150000 GASTO POR INTERESES BONO SOBERANO	88,726,822.92	92,452,101.29	-3,725,278.37
87	5712200000 Intereses por Préstamos del Sector Privado	21,527,777.78	-	21,527,777.78
87	5712210000 GTO. X INTS. FICOSHA DOCTOS DESCONTA A PROVEEDOR	21,097,222.22	-	21,097,222.22
87	5712300000 Intereses por Préstamos de la Administración Centr	4,843,216.47	4,763,297.38	79,919.09
87	5712800000 Gastos por Com. e Intereses Conv. Subsidiarios BID	3,384,252.70	2,527,975.39	856,277.31
87	5712810000 Gasto Com. Convenio Subsidiario IDA 4536-HO	380,257.81	368,489.06	11,768.75
87	5712820000 Gastos Ints. y Comisiones Ptmo. Subs. Jica HO-P6	221.63	10,853.31	-10,631.68
87		189,227,126.29	180,411,171.45	8,815,954.84
89	5732000000 Intereses de la Deuda Pública EXterna a Corto Plaz	35,775,242.69	40,577,837.94	-4,802,595.25
89	5733000000 Comisiones y Otros Gastos de la Deuda Pública EXte	505,817.73	1,172,538.26	-666,720.53
89		36,281,060.42	41,750,376.20	-5,469,315.78
91	5762000000 Perdida en moneda eXtranjera	-9,912.34	-	-9,912.34
91	5762200000 Perdida cambio de mon ext deuda interna y exter	819,482.08	3,602,207.97	-2,782,725.89
91	5762300000 Perdida en cambio de moneda MER	155,255.45	-	155,255.45
91	5762400000 Perdida conversión monetaria	-	342,215.24	-342,215.24
91	5762500000 Perdida cambio de moneda EPR	24,243.44	48,598.43	-24,354.99
91		989,068.63	3,993,021.64	-3,003,953.01
58	*5710000000 SERVICIO DE LA DEUDA PUBLICA	226,497,255.34	226,154,569.29	342,686.05
60	5900041000 Prv para Cta de Dudoso Cobro Abonad residenciales	51,043,501.04	51,043,501.04	-
60	5900042000 Prv para Cta de Dudoso Cobro Abonad industriales	2,464,431.58	2,464,431.58	-
60	5900043000 Prv para Cta de Dudoso Cobro Abonad comerciales	13,657,523.01	13,657,523.01	-
60	*PERDIDAS	67,165,455.63	67,165,455.63	-
92	5912100000 Depreciacion Edificios Locales	528,644.88	530,877.82	-2,232.94
92		528,644.88	530,877.82	-2,232.94
93	5921100000 Depreciacion Muebles varios de Oficina	249,859.90	262,120.03	-12,260.13
93	5921200000 Depreciacion Equipos varios de Oficina	195,601.61	207,620.32	-12,018.71
93	5921300000 Depreciacion Muebles para alojamiento	52,601.51	56,647.14	-4,045.63
93	5921400000 Depreciacion Electrodomesticos	75,902.35	79,653.10	-3,750.75
93	5922700000 Depreciacion Maquinaria y equipo de produccion	51,422,058.06	51,483,533.24	-61,475.18
93	5923100000 Depreciacion Equipo Transporte Terrestre	105,661.21	785,633.39	-679,972.18
93	5924100000 Depreciacion Equipo Medico y Sanitario	24.81	24.81	-
93	5924200000 Depreciacion Equipo de laboratorio Medico	3,217.24	3,742.93	-525.69
93	5924300000 Depreciacion Equipo de laboratorio No Medico	26,778.76	26,809.67	-30.91
93	5925100000 Depreciacion Equipo de Comunicacion	16,903.57	40,632.36	-23,728.79
93	5925200000 Depreciacion Equipo de Señalamiento	3,732.15	3,485.85	246.30
93	5926000000 Depreciacion Equipo de Computacion	293,495.80	481,648.79	-188,152.99
93	5927100000 Depreciacion Muebles y equipos Educcionales	3,444.68	3,077.50	367.18
93	5927200000 Depreciacion Equipos Recreativos y Deportivos	1,056.20	1,102.58	-46.38
93	5928000000 Depreciacion Herramientas Mayores	214,593.24	268,183.89	-53,590.65
93		52,664,931.09	53,703,915.60	-1,038,984.51
97	5962000000 Depreciacion Computadoras Portatiles	25,049.24	35,115.29	-10,066.05
97		25,049.24	35,115.29	-10,066.05
61	*DEPRECIACION Y AMORTIZACION	53,218,625.21	54,269,908.71	-1,051,283.50
53	*TOTAL GASTOS SERVICIOS PUBLICOS ENERGIA	2,858,587,520.20	2,413,481,661.46	445,105,858.74
14	*TOTAL	619,134,853.40	531,746,375.14	87,388,478.26



EMPRESA NACIONAL DE ENERGIA ELECTRICA



BALANZA DE COMPROBACION  
AL 31 DE ENERO DE 2019 (Cifras expresadas en Lempiras)

Soc.	Cta.mayor	Texto breve	Arrastre de saldos	Saldo per. anteriores	Período de informe debe	Saldo Haber per.inf.	Saldo acumulado
HN01	1111140000	Fnds Reint CNTRALZD	793,504.97	0	1,794,910.56	819,619.53	1,768,796.00
HN01	1112101201	TRANSMISION	955,026.65	0	136,048.54	1,104,690.86	-13,615.67
HN01	1112111201	GERENCIA CENTRAL-USD	42,607,978.16	0	80,276,573.41	112,060,215.93	10,824,335.64
HN01	1112111202	GENER.ENERG. ELEC. \$	2,045.56	0	17.18	0	2,062.74
HN01	1112111203	Apoyo Integ.	107,525.86	0	266,615.79	255,793.47	118,348.18
HN01	1112111204	GENERACION EUROS	275,126.82	0	0	10,960.27	264,166.55
HN01	1112111207	GERENCIA CENTR EUROS	85,478.52	0	0	3,405.22	82,073.30
HN01	1112111300	PROY ENEE RENOV USD	1,327,030.16	0	40,456.16	84.28	1,367,402.04
HN01	1112111333	CUENTA UNICA M/E	1.63	0	73,009.50	73,009.50	1.63
HN01	1112111801	PROY EN RENOV USD	1,521.06	0	0	0	1,521.06
HN01	1112111802	ILIBRETA GER EUROS	1,133,023.53	0	0	45,136.42	1,087,887.11
HN01	1112112101	APOYO A LA INTEGRACI	1,898.90	0	0	75.64	1,823.26
HN01	1112112103	Apoyo Integrac.	-2,192.79	0	0	0	-2,192.79
HN01	1112112105	REH Y REPOT COMP	-0.01	0	0	0	-0.01
HN01	1112114641	TGR CTA. UNICA M.E.	163,675.84	0	73,009.50	0	236,685.34
HN01	1112171201	LITORAL ATLANTICO DO	17.04	0	0	0	17.04
HN01	1112171202	GERENCIA DISTRIBUCIO	23,498,977.04	0	237,381,932.25	253,215,532.24	7,665,377.05
HN01	1112211058	CTA PTE BCH-ENEE	-3,423,602.33	0	3,669,094.17	4,081,720.56	-3,836,228.72
HN01	1112211185	LIBRETA ING SIAFI	0	0	1,561,688,415.94	1,312,758,421.68	248,929,994.26
HN01	1112211203	GEREN CNTRL FDS PRO	72,127,609.93	0	1,636,343,119.61	1,667,001,726.78	41,469,002.76
HN01	1112211205	Proy Mejoram Efic Se	0.01	0	111,705.79	0	111,705.80
HN01	1112211206	TRANSMISION ENE FDS	354,977.03	0	28,493,156.34	26,259,321.40	2,588,811.97
HN01	1112211290	REHAB. Y REPOTENCIAC	21,602.25	0	140,726.50	61,666.50	100,662.25
HN01	1112211845	BANCO DE OCCIDENTE	312,684.00	0	0	0	312,684.00
HN01	1112212105	REHAB Y REPOT COMP	60,834.66	0	0	0	60,834.66
HN01	1112212502	CAMPAÑA DE AHORRO	554,613.49	0	0	0	554,613.49
HN01	1112215121	SUB-GERENCIA CS	283,176.00	0	0	0	283,176.00
HN01	1112216121	SUB-GERENCIA NO	126,270.00	0	0	0	126,270.00
HN01	1112217121	SUB-GERENCIA LA	25,389.17	0	0	0	25,389.17
HN01	1112219121	GENERAC ENRG ELECT F	1,198,290.37	0	15,511,202.64	16,251,286.52	458,206.49
HN01	1112221202	RECAUD INGRESOS POR	1,390,291.10	0	749,225.66	0	2,139,516.76
HN01	1112271201	SUBGERENCIA NOROCCID	13,766.91	0	0	0	13,766.91
HN01	1112271202	SUBGERENCIA CENTRO S	500,818.05	0	0	300,000.00	200,818.05
HN01	1112271203	SUBGERENCIA LITORAL	103,561.47	0	25,850,000.00	25,913,443.06	40,118.41
HN01	1112271204	GERENCIA DE DISTRIBU	450,522.67	0	358,279,356.17	355,174,796.74	3,555,082.10
HN01	1112271205	GER. DISTRIB. CR NAC	0	0	469,833,083.41	469,833,083.41	0
HN01	1112272101	OPERACIONES ENEE - S	0.84	0	549,656,890.32	549,656,891.16	0
HN01	1112281205	Electrificación Rura	27,758.69	0	0	0	27,758.69
HN01	1112300000	Int. Fin. Recaudador	595,860,831.32	0	2,048,495,475.70	2,255,323,423.38	389,032,883.64
HN01	1112320000	Cooperativas	6,310,045.27	0	16,404,505.88	17,529,426.76	5,185,124.39
HN01	1112411600	S.F. PROG. NACIONAL	28,582.67	0	0	0	28,582.67
HN01	1112431200	PROY PRF/IDA4536	0.08	0	0	0	0.08
HN01	1112431203	PROY PROMEF EFIC SEC	2,011.93	0	0	0	2,011.93
HN01	1112431400	PROY PROMEF IDA453	-7,827.60	0	0	0	-7,827.60
HN01	1112431700	PROY PROMEF USD	-8,695.02	0	0	0	-8,695.02
HN01	1112500205	Agente Fid Atlantida	359,889,159.17	0	1,061,117,194.32	359,889,159.17	1,061,117,194.32
HN01	1112511000	FIDUCIARIO FICOHSA	1,060,584,673.69	0	658,358,752.27	1,138,722,051.53	580,221,374.43
HN01	1112532000	PAG SER D B FID MN	10,426.50	0	0	0	10,426.50
HN01	1112610000	PROYECTO EN RENOV	65,000.00	0	0	0	65,000.00
HN01	1112610200	PROY EN RENOV GERENC	242,449.55	0	10,404,028.81	10,056,067.30	590,411.06
HN01	1112610301	PROY EN RENOV M N	3,003,302.67	0	128,576.08	0	3,131,878.75
HN01	1112610900	APOYO A LA INTEGRA	0.16	0	0	0	0.16
HN01	1112612101	PROY EN RENOV USD	1,322,681.73	0	44,720.31	1,367,317.76	84.28
HN01	1112710300	EL FOSODE-CONGRE	7,926.88	0	0	0	7,926.88
HN01	1112710400	EL RURAL FP	749,956.75	0	0	0	749,956.75
HN01	1112710501	ELECT RURAL M/E	67,225.84	0	0	0	67,225.84
HN01	1112810000	Efect en transito	3,882,961.53	0	7,861.64	0	3,890,823.17
HN01	1121310000	Ac y Val Prop de RED	158,202,200.00	0	0	14,950.00	158,187,250.00
HN01	1121320000	Ac y VI Prop REDCA	6,080,918.03	0	0	0	6,080,918.03
HN01	1131111000	CXC Abond Res CS	1,701,376,396.53	0	371,037,008.71	444,738,854.65	1,627,674,550.59
HN01	1131112000	CXC Abond Res NO	2,380,202,933.38	0	243,122,879.98	375,280,387.32	2,248,045,426.04
HN01	1131113000	CXC Abond Res Atl	468,068,382.64	0	87,787,269.17	106,064,968.91	449,790,682.90
HN01	1131121000	CXC Abond Ind CS	120,179,396.84	0	294,812,879.36	293,059,100.21	121,933,175.99
HN01	1131122000	CXC Abond Ind NO	217,937,362.77	0	319,673,069.68	311,295,147.94	226,315,284.51
HN01	1131123000	CXC Abond Ind Atl	49,003,315.60	0	64,426,614.82	64,476,666.86	48,953,263.56
HN01	1131131000	CXC Abond Com CS	1,207,159,932.02	0	294,129,270.45	309,037,093.91	1,192,252,108.56
HN01	1131132000	CXC Abond Com NO	1,269,889,257.11	0	319,938,770.17	331,490,451.06	1,258,337,576.22
HN01	1131133000	CXC Abond cOM Atl	182,261,119.52	0	62,929,620.53	67,639,476.42	177,551,263.63
HN01	1131211000	CXC S P Ab G Ctr CS	391,408,433.96	0	30,419,121.83	28,708,803.99	393,118,751.80
HN01	1131212000	CXC S P Ab G Ctr NO	283,848,358.14	0	18,145,659.22	21,871,236.07	280,122,781.29
HN01	1131213000	CXC S P Ab G Ctr Atl	97,238,876.50	0	5,399,791.50	7,056,483.88	95,582,184.12
HN01	1131221000	CXC Ab S P CS	919,272,484.14	0	32,898,006.12	26,561,661.41	925,608,828.85



EMPRESA NACIONAL DE ENERGIA ELECTRICA



BALANZA DE COMPROBACION  
AL 31 DE ENERO DE 2019 (Cifras expresadas en Lempiras)

Soc.	Cta. mayor	Texto breve	Arrastre de saldos	Saldo per. anteriores	Período de informe debe	Saldo Haber per. inf.	Saldo acumulado
HN01	1131222000	CXC Ab S P NO	241,375,601.37	0	18,300,838.07	13,221,539.79	246,454,899.65
HN01	1131223000	CXC Ab S P Atl	159,305,405.72	0	3,726,613.00	4,217,388.10	158,814,630.62
HN01	1131231000	CXC Ab Mun S P CS	127,278,353.67	0	11,113,552.60	4,106,755.69	134,285,150.58
HN01	1131232000	CXC Ab Mun S P NO	318,953,600.74	0	15,210,137.15	12,309,373.50	321,854,364.39
HN01	1131233000	CXC Ab Mun S P Atl	17,872,599.34	0	2,056,979.04	4,517,787.82	15,411,790.56
HN01	1131244000	CXC Sub. Abo. Consum	4,796,757.00	0	7,747,440.00	0	12,544,197.00
HN01	1131245000	CXC Sub. Abo. Consum	7,230,480.00	0	7,011,240.00	0	14,241,720.00
HN01	1131246000	CXC Sub. Abo. Consum	686,160.00	0	662,040.00	120	1,348,080.00
HN01	1131251000	Subs Junt DE AGUA CS	77,930,808.68	0	3,034,135.50	0	80,964,944.18
HN01	1131252000	Subs Junt DE AGUA NO	235,087,785.39	0	6,938,994.67	1,426,081.64	240,600,698.42
HN01	1131280000	CXC Gob. Central Dec	18,904,658.94	0	151,115.30	0	19,055,774.24
HN01	1131290000	CXC Bono Gob. 18-19	98,049,060.85	0	101,791,399.91	0	199,840,460.76
HN01	1131350000	CXC DEC. 94-2015 VID	0	0	151,436.60	0	151,436.60
HN01	1131360000	CXC CON.INT.DGE 14	0	0	18,824.69	0	18,824.69
HN01	1131390000	CXC DEC 17 2016 ORFA	0	0	299,630.32	0	299,630.32
HN01	1131400000	CXC DEC 265 2002 ORF	0	0	17,639.78	0	17,639.78
HN01	1131410000	CXC DEC 51-2018 BORR	0	0	227,529,771.61	0	227,529,771.61
HN01	1131420000	CXC CON.INT.DGE 129	0	0	9,140,485.06	0	9,140,485.06
HN01	1131430000	CXC DEC 02-2013	0	0	146,292.44	0	146,292.44
HN01	1132221000	IntXC EPR BID 1095	2,183,814.71	0	0	0	2,183,814.71
HN01	1132411100	Falt x C Inv en Proc	33,958,455.57	0	0	13,853,658.23	20,104,797.34
HN01	1133110000	Falt X C Maj de Inv	51,903,501.77	0	0	0	51,903,501.77
HN01	1133210000	Falt X C Maj Efevo	370,585.00	0	0	0	370,585.00
HN01	1133320000	var ctas X cobrar	15,615,000.77	0	0	0	15,615,000.77
HN01	1133332000	Cx C SAR	103,972,953.03	0	149,370,341.92	188,529,956.68	64,813,338.27
HN01	1133340000	Ctas Emb X Prest	29,629.58	0	24,162,800.12	24,162,800.12	29,629.58
HN01	1133351000	Cx C D Ener Em C.Sur	3,968.35	0	0	0	3,968.35
HN01	1133352000	Cx C Deu Ener Em Nor	20,156.29	0	0	0	20,156.29
HN01	1133355000	cx Reseva Prestamo	37,431,512.45	0	0	0	37,431,512.45
HN01	1133356000	cx Embargos Cuentas	58,940,900.25	0	35,937,513.25	0	94,878,413.50
HN01	1133357000	CTAS/ COBRAR FICOSHA	34,106,848.08	0	0	0	34,106,848.08
HN01	1133361000	Fal Rep Mat Tega	0	0	13,853,658.23	9,602.91	13,844,055.32
HN01	1133362000	Fal Rep Mat C Sur	3,208,385.27	0	4,804.13	9,608.26	3,203,581.14
HN01	1133363000	Fal Rep Mat Noroc	2,756,809.10	0	5,255.78	10,511.56	2,751,553.32
HN01	1133365000	Fal Rec pend reg fid	-0.01	0	0	0	-0.01
HN01	1133365100	Fal Rec Bco. Ficosha	19,434,743.27	0	1,328,893.17	1,397,752.43	19,365,884.01
HN01	1133365200	Fal Rec Bco. Atlanti	31,249,999.91	0	0	0	31,249,999.91
HN01	1133365300	Fal Rec Bco. Contine	1,045,349.12	0	0	0	1,045,349.12
HN01	1133371000	Plan Med Em Tega	419,512.31	0	58,306.83	116,613.66	361,205.48
HN01	1133372000	Plan Med Em C Sur	229,744.14	0	0	0	229,744.14
HN01	1133373000	Plan Med Em Noroc	533,061.30	0	0	4,581.72	528,479.58
HN01	1133374000	Plan Med Em L Atl	-449,003.45	0	0	0	-449,003.45
HN01	1133384000	Gtos Med L Atl	9,139.94	0	0	0	9,139.94
HN01	1133392000	Ctas Ret Em C Sur	52,498.05	0	0	0	52,498.05
HN01	1133393000	Ctas Ret Em Noroc	86,211.17	0	0	0	86,211.17
HN01	1133394000	Ctas Ret Em L Atl	412.58	0	0	0	412.58
HN01	1133396000	C x C Fondos Reinteg	2,500.00	0	0	0	2,500.00
HN01	1133397000	Ctas Ret Empleados	40,130.58	0	0	0	40,130.58
HN01	1133410000	Liqui Reem Fon Rein	485,983.88	0	808,054.27	1,102,520.41	191,517.74
HN01	1133450000	Transitoria p/Saldos	62,963.59	0	0	0	62,963.59
HN01	1133460000	Desembolsos por Cobr	0	0	176,646,264.39	0	176,646,264.39
HN01	1133510000	Otras x C Int Nic En	247,964,675.01	0	0	0	247,964,675.01
HN01	1133520000	Otras x C IHRE Panam	1,073,760.91	0	0	0	1,073,760.91
HN01	1133530000	Otras x C RECO	26,157,458.45	0	0	0	26,157,458.45
HN01	1133540000	O C EPR SIEPA B 2016	99,941,197.50	0	0	9,293.44	99,931,904.06
HN01	1133550000	O x C StandFruit Co	88,963,304.96	0	0	0	88,963,304.96
HN01	1133560000	Cont Trans MER	30,804,017.07	0	28,573,640.06	29,321,314.46	30,056,342.67
HN01	1133570000	O C x C Ag Ad Ferr N	619,072.63	0	0	0	619,072.63
HN01	1133580000	Ptmo FPS Clau 67	20,000.00	0	0	0	20,000.00
HN01	1133630000	Retenc. Recaudacion	743,674.17	0	0	0	743,674.17
HN01	1133640000	OTRAS CXCOBRAR	6,969,626.58	0	0	0	6,969,626.58
HN01	1133680000	Reserva Pago	11,038,989.04	0	0	0	11,038,989.04
HN01	1133690000	Reserva Pago	121,156,923.63	0	0	0	121,156,923.63
HN01	1133700000	Reserva Pago	39,423,224.30	0	0	0	39,423,224.30
HN01	1133710000	Reserva Pago	-37,506,371.45	0	0	0	-37,506,371.45
HN01	1133720000	Reserva Pago	4,635,661.70	0	0	0	4,635,661.70
HN01	1133730000	Reserva Pago	4,595,982.18	0	0	0	4,595,982.18
HN01	1133740000	Reserva Pago	282,215,786.00	0	0	125,621,004.22	156,594,781.78
HN01	1133750000	PTMO SINDIII (2018)	0	0	26,375,000.00	0	26,375,000.00
HN01	1134110000	Pv P/ c Dud C Ab Rs	-3,611,255,623.86	0	0	51,043,501.04	-3,662,299,124.90
HN01	1134120000	Pv P/ c Dud C Ab Ind	-48,766,833.94	0	0	2,464,431.58	-51,231,265.52
HN01	1134130000	Pv P/ c Dud C Ab Com	-2,426,507,222.40	0	0	13,657,523.01	-2,440,164,745.41



EMPRESA NACIONAL DE ENERGIA ELECTRICA


BALANZA DE COMPROBACION  
AL 31 DE ENERO DE 2019 (Cifras expresadas en Lempiras)



Soc.	Cta.mayor	Texto breve	Arrastre de saldos	Saldo per. anteriores	Período de informe debe	Saldo Haber per.inf.	Saldo acumulado
HN01	1134140000	Pv P/c Dud Int Nic E	-247,964,675.01	0	0	0	-247,964,675.01
HN01	1134150000	Pv P/c Dud Int IHRE	-1,073,760.91	0	0	0	-1,073,760.91
HN01	1134160000	Pv P/c Dud RECO	-26,157,458.45	0	0	0	-26,157,458.45
HN01	1134180000	Pv p/c Dud Stand FC	-88,963,304.96	0	0	0	-88,963,304.96
HN01	1135100000	Pagos A Cta. ISR	2,673,387.36	0	184,519,715.55	0	187,193,102.91
HN01	1136110000	Ant Prov nacionales	6,020,387.97	0	0	0	6,020,387.97
HN01	1136120000	Ant Prov EXtraj	76,516,326.30	0	170,525.86	0	76,686,852.16
HN01	1136911000	Antc P/ Gst Vje CS	493,918.40	0	5,375.00	68,475.00	430,818.40
HN01	1136912000	Antc P/ Gst Vje NO	1,090,752.18	0	32,250.75	45,560.00	1,077,442.93
HN01	1136913000	Antc P/ Gst Vje Atl	14,008.44	0	9,737.50	13,225.00	10,520.94
HN01	1136914000	Antc P/ Gst Vje Cntr	562,846.05	0	63,148.75	74,711.25	551,283.55
HN01	1136921000	Antc P/ Gst Vje CS	27,271.77	0	0	0	27,271.77
HN01	1136922000	Antc P/ Gst Vje NO	389,035.64	0	0	0	389,035.64
HN01	1136923000	Antc P/ Gst Vje Atl	225	0	0	0	225
HN01	1136924000	Antc P/ Gst Vje Cntr	283,204.72	0	280	2,150.00	281,334.72
HN01	1137100000	Antc Gastos Varios	196,902.56	0	75,000.00	0	271,902.56
HN01	1138100000	Antic a Contra Nac	326,428.65	0	0	326,428.65	0
HN01	1139600000	Ctas X Liq Planillas	258,132.67	0	0	258,132.67	0
HN01	1151000000	Inv Mat y Sums	180,452,635.50	0	33,543,535.87	3,556,090.13	210,440,081.24
HN01	1152000000	Inv Mat y Sum Prys	60,395,373.86	0	30,307,202.07	520,244.70	90,182,331.23
HN01	1153000000	Inv Repuestos	264,280,413.01	0	17,936.27	1,155,676.30	263,142,672.98
HN01	1154000000	Inv Rp Prys	19,798,858.24	0	0	0	19,798,858.24
HN01	1155100000	Inv Cmb uso Gral	8,586,024.14	0	2,431,867.18	1,604,221.97	9,413,669.35
HN01	1155300000	Inv Comb Generacion	128,052,993.35	0	1,951,940.00	29,816.00	129,975,117.35
HN01	1155300099	Inv Comb Gen *TRS*	-78,570,967.43	0	0	234,100.54	-78,805,067.97
HN01	1158200000	PROVISION POR OBSOLE	-13,721,395.37	0	0	0	-13,721,395.37
HN01	1161230000	Pag Imprem C Doc	6,329.51	0	0	0	6,329.51
HN01	1161250000	CxC Serv. Medic. El	2,793,854.95	0	0	0	2,793,854.95
HN01	1161260000	CxC Anticipo	1,850,794.00	0	0	0	1,850,794.00
HN01	1161271000	OTROS ACTIVOS	17,201.23	0	0	0	17,201.23
HN01	1161280000	OTROS ACTIVOS	7,804,655.30	0	0	0	7,804,655.30
HN01	1162210000	Dep en Garan MER	102,390,026.88	0	0	0	102,390,026.88
HN01	1311000000	Cst H terrenos	482,104,664.93	0	0	0	482,104,664.93
HN01	1312000000	Revalúo de Terrenos	41,439,412.79	0	0	0	41,439,412.79
HN01	1321000000	Cst H Edificios	139,428,387.04	0	0	0	139,428,387.04
HN01	1322000000	Revalúo de Edificios	205,245,859.71	0	0	0	205,245,859.71
HN01	1329100000	Depr Cst H Ed	-82,632,997.38	0	0	221,197.88	-82,854,195.26
HN01	1329200000	Depr Reval Edificios	-106,005,271.76	0	0	307,447.00	-106,312,718.76
HN01	1341110000	Cst H Hid Cajón	1,687,898,330.52	0	0	0	1,687,898,330.52
HN01	1341120000	Cst Rv Ctr Hid Cajón	16,522,041,260.68	0	0	0	16,522,041,260.68
HN01	1341131000	Depr Cst H Cajón	-1,104,224,351.58	0	0	2,100,088.18	-1,106,324,439.76
HN01	1341132000	Dep Rv Ctr El Cajón	-15,977,108,937.00	0	0	4,219,021.26	-15,981,327,958.26
HN01	1341310000	Cst H Cpj Hid Cañav	594,843,711.48	0	0	0	594,843,711.48
HN01	1341320000	Cst Rv Cpj Hid Cañav	5,829,787,670.77	0	0	0	5,829,787,670.77
HN01	1341331000	Depr Cst H Cañaveral	-588,598,792.09	0	0	3,486.56	-588,602,278.65
HN01	1341332000	Depr Reval Cañaveral	-5,771,489,794.17	0	0	0	-5,771,489,794.17
HN01	1341410000	Cst H Pry Hidr Nísp	118,008,116.76	0	0	0	118,008,116.76
HN01	1341420000	Cst Rv Pry Hidr Nísp	1,156,542,888.24	0	0	0	1,156,542,888.24
HN01	1341431000	Depr Cst H El Nísp	-116,203,952.88	0	0	24,963.25	-116,228,916.13
HN01	1341432000	Dep Rv El Nísp	-869,653,126.19	0	0	1,296,463.79	-870,949,589.98
HN01	1341510000	Cst H Sta M Real	3,371,660.48	0	0	0	3,371,660.48
HN01	1341520000	Cst Rv Sta m Real	33,044,082.50	0	0	0	33,044,082.50
HN01	1341531000	Dep A Cst H S M Real	-2,612,699.22	0	0	3,034.48	-2,615,733.70
HN01	1341532000	Dep Rv Sta M Real	-32,713,641.68	0	0	0	-32,713,641.68
HN01	1342310000	Cst H Plnt Térm Ce	106,652,717.89	0	0	0	106,652,717.89
HN01	1342320000	Cst Rev Plnt Térm Ce	614,047,064.52	0	0	0	614,047,064.52
HN01	1342331000	Depr Cst H Plnt Ceib	-105,530,502.90	0	0	377.6	-105,530,880.50
HN01	1342332000	Dep Rv Plnt La Ceiba	-607,907,969.16	0	0	0	-607,907,969.16
HN01	1351100000	Cst H Líneas Trs N	1,583,103,246.04	0	0	0	1,583,103,246.04
HN01	1351200000	Cst Rev Líneas Trs N	4,410,342,527.11	0	0	0	4,410,342,527.11
HN01	1351310000	Depr Cst H Lin Trs N	-1,309,305,344.42	0	0	1,740,805.73	-1,311,046,150.15
HN01	1351320000	Dep Rv Lin Trs Nac	-4,031,601,888.14	0	0	1,798,896.95	-4,033,400,785.09
HN01	1353100000	Cst H Sub Estaciones	1,016,641,147.62	0	0	0	1,016,641,147.62
HN01	1353200000	Cst Rev Sub Est	2,884,052,899.40	0	0	0	2,884,052,899.40
HN01	1353310000	Depr Cst H Sub Est	-654,082,736.80	0	0	1,939,681.61	-656,022,418.41
HN01	1353320000	Dep Rv Sub Est	-2,150,965,227.90	0	0	4,649,180.69	-2,155,614,408.59
HN01	1361100000	Cst H Sis de Desp	121,695,832.45	0	0	0	121,695,832.45
HN01	1361200000	Cst Rev Sis de D	345,318,932.34	0	0	0	345,318,932.34
HN01	1361310000	Depr Cst H Sis de D	-101,622,285.50	0	0	217,929.36	-101,840,214.86
HN01	1361320000	Dep Rv Sis de Desp	-334,862,259.12	0	0	50,749.88	-334,913,009.00
HN01	1362100000	Cst H Sis de Dist	6,398,480,533.23	0	0	0	6,398,480,533.23
HN01	1362200000	Cst Rev Sis de Dist	7,898,585,008.56	0	0	0	7,898,585,008.56



EMPRESA NACIONAL DE ENERGIA ELECTRICA



BALANZA DE COMPROBACION  
AL 31 DE ENERO DE 2019 (Cifras expresadas en Lempiras)

Soc.	Cta.mayor	Texto breve	Arrastre de saldos	Saldo per. anteriore s	Período de informe debe	Saldo Haber per.inf.	Saldo acumulado
HN01	1362310000	Depr Cst H Sis de D	-5,413,294,719.42	0	0	15,014,576.57	-5,428,309,295.99
HN01	1362320000	Dep Rv Sis de Dis	-4,926,138,545.35	0	0	18,337,760.84	-4,944,476,306.19
HN01	1371100000	Cst H Maquinaria	998,430.46	0	0	0	998,430.46
HN01	1371310000	Depr Cst H Maq	-779,676.10	0	0	4,241.25	-783,917.35
HN01	1372100000	Cst H Carga	1,691,735.36	0	0	0	1,691,735.36
HN01	1372310000	Depr Cst H Eq Carg	-1,656,123.50	0	0	13,941.61	-1,670,065.11
HN01	1373100000	Cst H Eq Mnt Lín Cir	907,835.56	0	0	0	907,835.56
HN01	1373310000	Depr Cst H Eq Mt Lín	-204,687.09	0	0	6,858.45	-211,545.54
HN01	1379100000	Cst H Herramientas	112,216,500.56	0	0	0	112,216,500.56
HN01	1379310000	Depr Cst H Herr	-105,437,308.89	0	0	214,593.24	-105,651,902.13
HN01	1381100000	Cst H vehic Trsnp	234,199,703.47	0	0	0	234,199,703.47
HN01	1381310000	Dep Cst H veh Tp	-231,752,044.48	0	0	105,661.21	-231,857,705.69
HN01	1382100000	Cst H Mob y Eq Of	81,413,319.07	0	0	0	81,413,319.07
HN01	1382310000	Depr Cst H M y Eq	-66,384,598.90	0	0	445,461.51	-66,830,060.41
HN01	1383100000	Cst H Eq Médico y S	5,840,266.03	0	47,092.50	0	5,887,358.53
HN01	1383310000	Dep Cst H Eq Méd	-4,658,396.77	0	0	30,020.81	-4,688,417.58
HN01	1384100000	Cst H Eq Educac y R	1,211,439.52	0	0	0	1,211,439.52
HN01	1384310000	Dep Cst H Eq Ed Rc	-1,027,404.95	0	0	4,500.88	-1,031,905.83
HN01	1385100000	Cst H Eq de Inf	165,477,437.94	0	0	0	165,477,437.94
HN01	1385310000	Depr Cst H Eq de Inf	-156,930,860.47	0	0	293,495.80	-157,224,356.27
HN01	1386100000	Cst H Eq de Com	15,126,625.08	0	0	0	15,126,625.08
HN01	1386310000	Depr Cst H Eq de Com	-14,261,002.38	0	0	20,635.72	-14,281,638.10
HN01	1386400000	Pinturas obras arte	57,531.22	0	0	0	57,531.22
HN01	1387100000	Cst H Equipo de Seg	5,781,932.16	0	0	0	5,781,932.16
HN01	1387310000	Depr Cst H Eq de Seg	-5,237,113.31	0	0	25,049.24	-5,262,162.55
HN01	1421000000	Cst H Mb, Eq y Viv	12,593,952.04	0	0	0	12,593,952.04
HN01	1423100000	Depr C H Mb, Eq Viv	-11,427,828.80	0	0	52,601.51	-11,480,430.31
HN01	1431000000	Cst H electodomest	13,705,183.61	0	0	0	13,705,183.61
HN01	1433100000	Depr C H Electrodome	-11,851,445.96	0	0	75,902.35	-11,927,348.31
HN01	1490012632	AF/Equipo p *TRANS*	773,735.32	0	0	0	773,735.32
HN01	1490013842	AF/DEP.COMB *TRANS*	-240,790,125.03	0	0	0	-240,790,125.03
HN01	1490013843	AF/MOTOR,EQ *TRANS*	240,790,125.03	0	0	0	240,790,125.03
HN01	1490013942	AF/DEP.COMB *TRANS*	80,245,362.41	0	0	0	80,245,362.41
HN01	1490013943	AF/MOTOR,EQ *TRANS*	-80,245,362.41	0	0	0	-80,245,362.41
HN01	1490014652	AF/Equipo pa *TRANS*	287,272.09	0	0	0	287,272.09
HN01	1490014654	AF/TORRES,P *TRANS*	381,543.43	0	0	0	381,543.43
HN01	1490014666	AF/Equipo d *TRANS*	78,858,720.00	0	0	0	78,858,720.00
HN01	1490015666	AF/LINEAS E *TRANS*	1,400,977.80	0	0	0	1,400,977.80
HN01	1490015667	AF/POSTE,TR *TRANS*	96,272,577.43	0	0	0	96,272,577.43
HN01	1490015669	AF/ACOMETID *TRANS*	4,323,520.73	0	0	0	4,323,520.73
HN01	1490016691	AF/Equipo d *TRANS*	2,216,877.33	0	0	0	2,216,877.33
HN01	1490016692	AF/EQUIPO D *TRANS*	513,170.19	0	0	0	513,170.19
HN01	1490016693	AF/EQUIP.AL *TRANS*	2,320,866.23	0	0	0	2,320,866.23
HN01	1490016891	AF/MOBBI,EQ *TRANS*	-1,619,808.90	0	0	0	-1,619,808.90
HN01	1610000000	Aplic informatic	679,354.23	0	365,826.27	79,655.08	965,525.42
HN01	1630000000	Seguros	3,228.62	0	0	1,076.20	2,152.42
HN01	1631000000	Seguros	68,120.35	0	0	22,706.77	45,413.58
HN01	1632000000	Seguros	26,848,847.93	0	0	13,424,423.92	13,424,424.01
HN01	1633000000	Pagos Anticipados	14,209,996.75	0	0	0	14,209,996.75
HN01	1634000000	Seguros	408,357.25	0	0	204,178.63	204,178.62
HN01	1701000000	Proyecto PROMEF	36,912,938.19	0	0	0	36,912,938.19
HN01	1702100000	Proyecto Patuca III	1,191,595,829.53	0	0	0	1,191,595,829.53
HN01	1702200000	Proyecto Patuca III	8,343,113,248.13	0	8,453,250.00	0	8,351,566,498.13
HN01	1702300000	Proyecto Patuca III	715,003,293.00	0	0	0	715,003,293.00
HN01	1702400000	Proyecto Patuca III	1,467,623.36	0	0	0	1,467,623.36
HN01	1702500000	Proyecto Patuca III	24,720,454.92	0	0	0	24,720,454.92
HN01	1710000000	Proyecto Llanitos Ji	505,700.00	0	0	0	505,700.00
HN01	1715000000	Py Mant Obras S MOS	778,436,880.67	0	0	0	778,436,880.67
HN01	1719000000	PRY BCIE 2038	391,954.60	0	0	0	391,954.60
HN01	1722000000	Proy BID	41,136,483.89	0	0	0	41,136,483.89
HN01	1723000000	Proy BID	17,329,910.16	0	362,315.91	0	17,692,226.07
HN01	1724000000	Proy BID	49,104,412.31	0	0	0	49,104,412.31
HN01	1725000000	Apoy. Integrac.	348,811,731.93	0	0	0	348,811,731.93
HN01	1726000000	Proy. Rehab. y Poten	4,080,933.20	0	0	0	4,080,933.20
HN01	1727000000	Proy. BID 3103 BL-HO	68,665,951.51	0	0	0	68,665,951.51
HN01	1728000000	Proy. Rehab. y Poten	13,309,526.69	0	0	0	13,309,526.69
HN01	1729000000	Proy. Rehab. y Poten	128,814,172.57	0	0	0	128,814,172.57
HN01	1730000000	Proy. Rehab. y Poten	6,054,064.56	0	0	0	6,054,064.56
HN01	1731000000	Proy. Rehab. y Poten	1,612,821.38	0	48,669.50	0	1,661,490.88
HN01	1732000000	Subestación Juticalp	1,868,296.14	0	0	0	1,868,296.14
HN01	1733000000	PROY. JICA	17,257,450.88	0	0	0	17,257,450.88
HN01	1900000000	ACTIVOS FIJOS CH/CR	2,017,788,392.11	0	0	0	2,017,788,392.11



EMPRESA NACIONAL DE ENERGIA ELECTRICA



BALANZA DE COMPROBACION  
AL 31 DE ENERO DE 2019 (Cifras expresadas en Lempiras)

Soc.	Cta.mayor	Texto breve	Arrastre de saldos	Saldo per. anteriores	Período de informe debe	Saldo Haber per.inf.	Saldo acumulado
HN01	191000000	ACTIVOS FIJOS DA	-1,950,722,834.31	0	0	0	-1,950,722,834.31
HN01	211110000	CXP energía térmica	-2,822,592,438.56	0	1,443,507,582.62	745,563,599.40	-2,124,648,455.34
HN01	2111150000	CXP energía Renovabl	-6,009,837,523.11	0	490,426,086.14	970,441,035.86	-6,489,852,472.83
HN01	2111220000	CXP Prov Energ Ext	-513,741,231.16	0	321,694,276.43	137,578,405.04	-329,625,359.77
HN01	2111410000	Int.X P.Prov.térmico	-418.06	0	0	0	-418.06
HN01	2111500000	PROVI. COMPRA ENERGI	-1,491,785,206.77	0	1,733,384,214.86	2,756,949,707.54	-2,515,350,699.45
HN01	2111600000	PROVI. COMP. ENE.EXT	32,350,115.63	0	0	0	32,350,115.63
HN01	2112110000	Prov.Bienes Nac	-39,683,890.29	0	295,757.31	0	-39,388,132.98
HN01	2112120000	Prov Servicios Nac	-108,426,021.99	0	387,166,532.46	384,881,702.03	-106,141,191.56
HN01	2112130000	Prov Invent Nac	-17,983,866.38	0	30,473,256.74	54,107,002.69	-41,617,612.33
HN01	2112151000	prov. Empleados	-12,299,029.05	0	29,966,560.17	119,991,689.84	-102,324,158.72
HN01	2112152000	Viat Funci Ajenos	-34,804.90	0	0	0	-34,804.90
HN01	2112190000	EM/RF Inventarios	-52,012,768.29	0	83,330,868.48	83,559,153.20	-52,241,053.01
HN01	2112211000	CXP Prov.bienes.eXt	-154,047,208.02	0	29,056,213.58	14,968,796.58	-139,959,791.02
HN01	2113110000	CXP Contr.Obras Nac	-13,121,546.94	0	0	0	-13,121,546.94
HN01	2113120000	CXP Prov.proyec.Nac	-17,783,202.41	0	409,552.89	21,395,765.02	-38,769,414.54
HN01	2114100000	Arrend E Gener	-22,711,838.32	0	17,974,060.98	8,987,690.98	-13,725,468.32
HN01	2115114000	CXP S y Sal E P Tg	1,384,957.58	0	47,752,031.13	49,136,988.71	0
HN01	2115125000	Provisión Decimo Cua	-30,594,745.14	0	0	5,099,124.19	-35,693,869.33
HN01	2115126000	Provisión Decimo Ter	0	0	0	5,240,809.98	-5,240,809.98
HN01	2115310000	Ret s Honor	-15,779.12	0	12,654.27	9,250.00	-12,374.85
HN01	2116111000	Cot F de PS	-1,332,453.90	0	2,933,199.52	3,119,756.34	-1,519,010.72
HN01	2116112000	Impto. s Renta Emple	314,672.16	0	78,264.00	395,411.14	-2,474.98
HN01	2116113000	Cont IHSS	-430,400.12	0	595,793.60	632,565.18	-467,171.70
HN01	2116114000	Imto Vec E Perm	-2,061,211.32	0	9,373.55	35,985.54	-2,087,823.31
HN01	2116123000	Imto Vec E Tem	0.01	0	0	0	0.01
HN01	2116200101	Bco Trab E Perm	70,917.04	0	96,715.60	96,715.60	70,917.04
HN01	2116200102	Sind Trab ENEE	385,785.58	0	691,207.10	734,544.79	342,447.89
HN01	2116200103	Utiles STENEE	-2,382.25	0	0	0	-2,382.25
HN01	2116200104	Coleg PM y CP	15,922.40	0	13,554.33	13,554.33	15,922.40
HN01	2116200105	Int Ing ELECT	441.07	0	0	0	441.07
HN01	2116200106	IMPREMA	20,166.38	0	30,676.25	30,676.25	20,166.38
HN01	2116200108	Celstel	83,021.46	0	0	92,303.39	-9,281.93
HN01	2116200109	Cont Pol Par Nac	-3,245,074.76	0	376,550.47	376,550.47	-3,245,074.76
HN01	2116200110	Fdo Med Hosp	-4,065.06	0	0	0	-4,065.06
HN01	2116200111	Seguro de Vida	-5,091.16	0	0	0	-5,091.16
HN01	2116200112	Coop Em SPS	129,265.76	0	1,103,912.30	1,068,886.30	164,291.76
HN01	2116200113	Coop Em Cañav	0	0	104,869.76	104,869.76	0
HN01	2116200114	Coop Em Nisper	-305,227.90	0	80,327.30	80,327.30	-305,227.90
HN01	2116200115	Coop Em Tegus	4,602.55	0	2,540,557.69	2,636,164.57	-91,004.33
HN01	2116200116	Ptmo Viv FPS	1,034,846.79	0	0	0	1,034,846.79
HN01	2116200117	Fond Esp FPS	-83,997.34	0	0	0	-83,997.34
HN01	2116200118	Ptmo Veh FPS	-710,416.13	0	0	0	-710,416.13
HN01	2116200120	Ptmo Esc FPS	379,908.92	0	0	0	379,908.92
HN01	2116200121	Consol D FPS	33,248.07	0	0	0	33,248.07
HN01	2116200122	Ptmo D Sal FPS	260,755.86	0	0	0	260,755.86
HN01	2116200123	Ptmo Personal FPS	-532,589.60	0	0	0	-532,589.60
HN01	2116200124	Ptmo emergente FPS	-310,577.93	0	0	0	-310,577.93
HN01	2116200127	Embargos Saldo	-3,473,403.41	0	943,256.91	971,851.87	-3,501,998.37
HN01	2116200128	Grupo Capital	49,345.06	0	1,581,827.68	1,597,246.37	33,926.37
HN01	2116200129	Fondo de Prestacione	6,585,551.89	0	12,390,781.04	12,542,198.06	6,434,134.87
HN01	2116200130	Bco. Desarrollo Rura	-32,144.52	0	1,329,578.10	1,329,578.10	-32,144.52
HN01	2116200410	Prestaciones por Pag	-205,333.03	0	0	0	-205,333.03
HN01	2116200411	Prestaciones por Pag	-5,072,428.90	0	611,904.13	0	-4,460,524.77
HN01	2116200412	Prestaciones por Pag	-1,578,058.99	0	0	0	-1,578,058.99
HN01	2116200413	Prestaciones por Pag	312,841.36	0	1,108,752.13	4,722,732.12	-3,301,138.63
HN01	2116300101	Imto S V X C C S	583,846.74	0	0	0	583,846.74
HN01	2116300102	Imto S V X C Norc	-616,933.63	0	0	0	-616,933.63
HN01	2116300103	Imto S V X C L Atla	-346,757.33	0	0	0	-346,757.33
HN01	2116300104	Impto. s Ventas	-10,623,451.00	0	882,512.71	8,475,778.62	-18,216,716.91
HN01	2116300107	Retención 1% Impto.	-48,461.02	0	9,043.41	8,906.11	-48,323.72
HN01	2116300301	Cuo Pat IHSS	-1,903,107.30	0	2,692,533.97	1,566,091.32	-776,664.65
HN01	2116300302	Cuo Pat FPS	-50,506,722.77	0	720,439.80	5,511,212.46	-55,297,495.43
HN01	2116300303	Cuot P IMPREMA	-1,425,107.21	0	0	46,014.48	-1,471,121.69
HN01	2116300304	Cuota INFOP	-726,599.02	0	2,152,232.38	1,725,137.49	-299,504.13
HN01	2116305000	RETENCION DE GARANTI	-370,430.72	0	290,226.42	290,226.42	-370,430.72
HN01	2117030000	Imto S V X Vta Abon	-50,925,237.33	0	15,061,394.38	12,103,326.30	-47,967,169.25
HN01	2117060000	Impto s/ Ganancias	-340,521.30	0	0	0	-340,521.30
HN01	2118020000	Res Pag P Noroc	-603,384.71	0	0	0	-603,384.71
HN01	2118030000	Res Pag P L Atla	-1,319,205.70	0	0	0	-1,319,205.70
HN01	2118040000	Res Pag P Tega	-17,171,990.76	0	1,576,163.96	0	-15,595,826.80
HN01	2118050000	Dev Cost M C Sur	0	0	1,797.44	1,797.44	0



EMPRESA NACIONAL DE ENERGIA ELECTRICA



BALANZA DE COMPROBACION  
AL 31 DE ENERO DE 2019 (Cifras expresadas en Lempiras)

Soc.	Cta.mayor	Texto breve	Arrastre de saldos	Saldo per. anteriores	Período de informe debe	Saldo Haber per.inf.	Saldo acumulado
HN01	2118060000	Dev Cost M Noroc	0	0	756.5	756.5	0
HN01	2118070000	Dev Cost M L Atla	0	0	17.09	17.09	0
HN01	2118080000	Credit por liq clien	-6,647,743.51	0	19,055.26	548,848.08	-7,177,536.33
HN01	2118090000	CXP LIBRETAS HNL	-34,416,965.06	0	12,424,657.16	1,338,188.65	-23,330,496.55
HN01	2118090100	IMPUESTO SOBRE VEN	-11,186,909.31	0	6,877,592.26	3,146,317.77	-7,455,634.82
HN01	2118090200	MULTAS Y PENAS	-120,458.58	0	401,075.63	276,497.71	4,119.34
HN01	2118100000	CXP LIBRETAS USD	-25,330,140.88	0	176,271.76	170,525.86	-25,324,394.98
HN01	2121410000	D Ext Suiza CPV	-180,515.54	0	0	0	-180,515.54
HN01	2121420000	D Ext Suiza CPVI	-1,320,033.68	0	0	0	-1,320,033.68
HN01	2121430000	Cuentas por Pagar	-723,581,505.04	0	1,447,163,010.08	723,581,505.04	0
HN01	2121431000	IND.& COM.BANK CHINA	0	0	0	724,614,593.21	-724,614,593.21
HN01	2122101000	Ctas. por Pagar	-22,008,842.19	0	0	0	-22,008,842.19
HN01	2122190000	Bonos RPE-2014	-3,167,583,000.00	0	3,167,583,000.00	0	0
HN01	2122191000	BONOS RPE 2014 - IS	0	0	0	2,794,000,000.00	-2,794,000,000.00
HN01	2122192000	BONOS RPE 2014 63-7	0	0	0	373,583,000.00	-373,583,000.00
HN01	2122210000	D I C P Gobierno ERP	-204,466,929.04	0	10,918,442.52	502.43	-193,548,988.95
HN01	2122230000	DICP BID 2016/BL-HO	-20,698,337.15	0	1,955.98	0	-20,696,381.17
HN01	2122240000	DICP BID 1584/SF-HO	-12,228,064.48	0	1,155.54	0	-12,226,908.94
HN01	2122250000	DICP IDA 4536-HO	-607,602,500.00	0	546,848,000.00	86,750.00	-60,841,250.00
HN01	2122440000	PTMO. SEFIN	-4,553,496,299.16	0	0	0	-4,553,496,299.16
HN01	2131310000	DEM BC CP BNP 240982	-5,680,610.47	0	536.81	0	-5,680,073.66
HN01	2132210000	Gobierno ERP	-3,925,542,326.29	0	371,991.14	10,900,150.55	-3,936,070,485.70
HN01	2132220000	DIM FContraValor Ho	-246,307,135.86	0	23,275.86	0	-246,283,860.00
HN01	2132230000	DIM GC BID 2016/BLHO	-62,095,011.43	0	5,867.94	0	-62,089,143.49
HN01	2132240000	DIM GC BID 1584/SFHO	-42,798,225.49	0	4,044.40	0	-42,794,181.09
HN01	2141320000	Int x P Indand Come	-12,695,640.68	0	227,479.32	35,775,242.69	-48,243,404.05
HN01	2141321000	Com. x Pagar Ptmo. I	-179,500.67	0	3,228.05	505,817.73	-682,090.35
HN01	2141410000	IxP DE Suiz UBS C Pa	-4,439.61	0	0	0	-4,439.61
HN01	2141420000	IxP DESuiz UBS CI Pa	-528,846.07	0	0	0	-528,846.07
HN01	2142001000	IXP. Bonos RBCP-2016	-35,872,490.50	0	0	6,684,315.00	-42,556,805.50
HN01	2142130000	Banco Atlantida US\$	-9,512,414.33	0	898.92	4,258,887.50	-13,770,402.91
HN01	2142140000	Banco Atlantida US\$	-3,584,831.25	0	338.76	4,258,887.50	-7,843,379.99
HN01	2142150000	Banco Ficohsa US\$ 50	-9,228,461.68	0	872.08	4,258,887.50	-13,486,477.10
HN01	2142160000	Banco Ficohsa US\$50.	-9,136,177.07	0	863.36	4,216,298.63	-13,351,612.34
HN01	2142161000	BANPAIS	-92,284.88	0	8.72	42,588.88	-134,865.04
HN01	2142171000	Banco Ficohsa	-281,090.65	0	26.57	276,827.69	-557,891.77
HN01	2142181000	Banco Ficohsa	-106,814.46	0	10.09	105,194.52	-211,998.89
HN01	2142182000	LAFISE	-174,276.21	0	16.47	171,633.17	-345,892.91
HN01	2142190000	BCH RPE-2014 ISIN 38	-0.01	0	0	0	-0.01
HN01	2142190002	INT BONOS RPE-2016	-716,666.74	0	0	166,666.67	-883,333.41
HN01	2142192000	BCH RPE-2014 ISIN 62	-677,545.00	0	0	21,003,895.00	-21,681,440.00
HN01	2142193000	BCH RPE-2014 ISIN 63	0	0	0	3,823,272.70	-3,823,272.70
HN01	2142210000	Gobierno ERP	-16,614,995.06	0	2,363,928.25	4,843,216.47	-19,094,283.28
HN01	2142230000	IxP DI BID 2016/BLHO	-3,965,368.61	0	374.72	1,053,221.00	-5,018,214.89
HN01	2142231000	IxP DI BID 3103/BL-H	-1,386,140.54	0	130.99	1,049,286.20	-2,435,295.75
HN01	2142232000	Com. x Pagar Ptmo. B	-672,235.77	0	63.53	343,621.17	-1,015,793.41
HN01	2142240000	IxP DI BID 1584/SFHO	-505,766.34	0	47.79	539,993.89	-1,045,712.44
HN01	2142241000	IxP DI BID 3435/BL-H	-1,318,105.20	0	124.56	292,589.16	-1,610,569.80
HN01	2142242000	Com. x Pagar Ptmo. B	-164,656.76	0	15.56	105,541.28	-270,182.48
HN01	2142250000	IxP DI IDA 4536-HO	-190,146.87	0	17.97	380,257.81	-570,386.71
HN01	2142300000	BCO OCCIDENTE L 400	0.02	0	0	0	0.02
HN01	2142302000	BCO. OCCIDENTE 550 M	0.1	0	0	0	0.1
HN01	2142303000	BCO. OCCIDENTE 550 M	0.01	0	0	0	0.01
HN01	2142310000	Bco. Atlantida	-0.01	0	0	0	-0.01
HN01	2142320000	INTERESES JICA HO-P6	-2,156.63	0	0	221.63	-2,378.26
HN01	2142416000	Ficohsa	0.01	0	0	0	0.01
HN01	2142450000	INT. PTMO. BONO	-476,212,284.72	0	45,001.74	88,726,822.92	-564,894,105.90
HN01	2142460000	INT. FICOSHA/ DCOTOS	-250,932,976.40	0	125,621,004.22	21,527,777.78	-146,839,749.96
HN01	2142470000	INT.X PAG 6500MM 18	-3,402,777.78	0	0	21,097,222.22	-24,500,000.00
HN01	2151310000	B.N.P. 24-09-82	-3,771,768.48	0	356.43	0	-3,771,412.05
HN01	2152210000	Gobierno ERP	-1,605,373,392.95	0	151,706.69	2,362,358.15	-1,607,584,044.41
HN01	2152230000	BID 2016/BL-HO	-37,713,521.21	0	4,222.30	0	-37,709,298.91
HN01	2152231000	BID 3103/BL-HO	-31,180,856.14	0	2,946.57	0	-31,177,909.57
HN01	2152240000	BID 1584/SF-HO	-23,870,830.93	0	2,255.78	0	-23,868,575.15
HN01	2152241000	BID 3435/BL-HO	-7,224,982.56	0	682.76	0	-7,224,299.80
HN01	2152250000	IDA 4536-HO	-15,972,338.46	0	1,509.38	0	-15,970,829.08
HN01	2152310000	INTS. Y COMIS. JICA	-6,655,640.04	0	628.95	0	-6,655,011.09
HN01	2211320000	Industrial and Comer	-5,760,522,262.45	0	725,158,861.01	723,581,505.04	-5,758,944,906.48
HN01	2211510000	Suiza UBS Club dePar	-3,060,306.31	0	0	0	-3,060,306.31
HN01	2211520000	Suiza UBS Club dePar	-42,473,627.25	0	0	0	-42,473,627.25
HN01	2212210000	Bonos Conv. Pas RBCP	-1,215,330,000.00	0	0	0	-1,215,330,000.00
HN01	2212400000	Banco Atlantida US\$	-851,858,000.00	0	80,500.00	0	-851,777,500.00



EMPRESA NACIONAL DE ENERGIA ELECTRICA



BALANZA DE COMPROBACION  
AL 31 DE ENERO DE 2019 (Cifras expresadas en Lempiras)

Soc.	Cta.mayor	Texto breve	Arrastre de saldos	Saldo per. anteriores	Periodo de informe debe	Saldo Haber per.inf.	Saldo acumulado
HN01	2212500000	Banco Atlantida US\$	-851,858,000.00	0	80,500.00	0	-851,777,500.00
HN01	2212600000	Banco Ficohsa US\$ 50	-851,858,000.00	0	80,500.00	0	-851,777,500.00
HN01	2212700000	Banco Ficohsa US\$ 50	-843,339,420.00	0	79,695.00	0	-843,259,725.00
HN01	2212701000	BANPAIS	-8,518,580.00	0	805	0	-8,517,775.00
HN01	2212801000	Banco Ficosha	-127,778,700.00	0	12,075.00	0	-127,766,625.00
HN01	2212901000	FICOSHA	-48,555,906.00	0	4,588.50	0	-48,551,317.50
HN01	2212902000	LAFISE	-79,222,794.00	0	7,486.50	0	-79,215,307.50
HN01	2213100000	Gobierno ERP	-2,793,332,594.05	0	264,470.41	0	-2,793,068,123.64
HN01	2213300000	BID 2016/BL-HO	-606,375,881.04	0	4,901,605.78	199,084.56	-601,673,359.82
HN01	2213310000	BID 3103/BL-HO	-518,196,173.87	0	0	39,198,083.07	-557,394,256.94
HN01	2213400000	BID 1584/SF-HO	-305,701,610.02	0	28,888.59	0	-305,672,721.43
HN01	2213410000	BID 3435/BL-HO	-145,532,102.20	0	0	136,270,647.32	-281,802,749.52
HN01	2213420000	JICA HO-P6 L/PLAZO	-26,126,182.64	0	0	1,997,016.08	-28,123,198.72
HN01	2213500000	IDA 4536-HO	-867,500.00	0	138,500.00	546,842,250.00	-547,571,250.00
HN01	2214000002	BONOS RPE-2016	-20,000,000.00	0	0	0	-20,000,000.00
HN01	2216000000	PTMO. BONO	-12,254,845,441.89	0	1,158,074.54	0	-12,253,687,367.35
HN01	2216100000	FICOSHA/DOCTOS DESCO	-2,499,517,035.48	0	0	0	-2,499,517,035.48
HN01	2216110000	PTMO SIND. 6500MM 18	-2,450,000,000.00	0	0	0	-2,450,000,000.00
HN01	2232000000	Focos Ahorro de Ener	-368,114.41	0	0	0	-368,114.41
HN01	2233000000	Fideicomiso Bco.Cont	-0.01	0	0	0	-0.01
HN01	2234000000	Reserva Depósitos BC	-737,108.28	0	59,841,895.52	59,841,895.50	-737,108.26
HN01	2241000000	Depositos en Garanti	-503,815,927.85	0	13,920.96	8,163.10	-503,810,169.99
HN01	2242000000	Deposito 5%	-7,860,748.40	0	0	280,711.01	-8,141,459.41
HN01	2244000000	Depositos Tesoreria	-55,615.47	0	0	0	-55,615.47
HN01	2245000000	Aporte clientes para	122,562,495.53	0	0	0	122,562,495.53
HN01	2247000000	Aporte clientes para	-83,629,123.10	0	0	179,017.52	-83,808,140.62
HN01	2250000000	Otros Creditos Difer	23,197,101.59	0	51,149,897.42	49,617,175.78	24,729,823.23
HN01	2251000000	CXP C.R.E.E.	-43,388,270.75	0	12,519,642.81	5,527,594.65	-36,396,222.59
HN01	2252000000	CTA TRANS DEDUC RECA	58,056,955.09	0	0	0	58,056,955.09
HN01	2254000000	Otros Creditos Difer	4,939,915.86	0	0	0	4,939,915.86
HN01	2257000000	Otros Creditos Difer	-6,969,626.58	0	0	0	-6,969,626.58
HN01	2261000000	CXP Permanentes	-586,175,985.25	0	3,302,255.31	3,869,312.59	-586,743,042.53
HN01	2262000000	CXP Temporales	-106,905,765.22	0	602,552.42	508,936.22	-106,812,149.02
HN01	2263000000	Intereses ELCOSA	-95,634,976.05	0	0	0	-95,634,976.05
HN01	2264000000	Ints. EMCE CHOLOMA I	-164,640,185.34	0	0	0	-164,640,185.34
HN01	2265000000	Ints.EMCE CHOLOMA II	-44,968,595.48	0	0	0	-44,968,595.48
HN01	2266000000	Intereses LUFUSSA I	-107,152,717.51	0	0	0	-107,152,717.51
HN01	2267000000	Intereses LUFUSSA II	-232,027,056.57	0	0	0	-232,027,056.57
HN01	2268000000	Ints. LUFUSSA III	-1,357,233,850.69	0	0	0	-1,357,233,850.69
HN01	2269000000	Ints. ENERSA 200MW	-1,276,618,806.99	0	0	0	-1,276,618,806.99
HN01	2270000000	Ints. ENERSA 30 MW	-134,156,478.91	0	0	0	-134,156,478.91
HN01	2310000000	Sobrantes Inv.Emplea	-42,853,753.98	0	18,039.23	18,039.23	-42,853,753.98
HN01	2311000000	Sobrantes Inv.Proces	-17,188,217.65	0	0	0	-17,188,217.65
HN01	2311210000	Sob Rec Bco. Ficosha	-9,826,511.46	0	0	0	-9,826,511.46
HN01	2311220000	Sob Rec Bco. Atlanti	-18,179.29	0	0	0	-18,179.29
HN01	3111000000	Capital Propio	-1,721,121,046.87	0	0	0	-1,721,121,046.87
HN01	3121010000	Del Estado	-202,254,858.16	0	0	0	-202,254,858.16
HN01	3121020000	Del Sector Privado	-2,589,332.29	0	0	0	-2,589,332.29
HN01	3121030000	Proyec Financ.FOSODE	-494,040,695.28	0	0	0	-494,040,695.28
HN01	3121040000	FOSODE Decret.119-97	-9,760,239.90	0	0	0	-9,760,239.90
HN01	3121050000	Préstamo BCIE-264-0	-327,156,933.84	0	0	0	-327,156,933.84
HN01	3121060000	Transf.Dife.Petróleo	-56,708,965.52	0	0	0	-56,708,965.52
HN01	3121070000	EKSPORTFINANS	-352,105,572.30	0	0	0	-352,105,572.30
HN01	3121080000	Prestamos 787-918	-41,020,050.00	0	0	0	-41,020,050.00
HN01	3121090000	Trans.Proyecto Japón	-245,442,277.08	0	0	0	-245,442,277.08
HN01	3121100000	Proyecto Japón III	-45,583,724.62	0	0	0	-45,583,724.62
HN01	3121110000	Sesión T.Ext. Líneas	-1,359,658,693.78	0	275,850.57	0	-1,359,382,843.21
HN01	3121120000	Transf.Prés.BCIE2330	-100,823,773.57	0	0	0	-100,823,773.57
HN01	3121130000	Programa MARENA	-969,970.00	0	0	0	-969,970.00
HN01	3121140000	Est.Geol.Top.Tablón	-494,969.40	0	0	0	-494,969.40
HN01	3121150000	Mej.Dist.Energía.Rur	-4,000,000.00	0	0	0	-4,000,000.00
HN01	3121160000	Rehab. Santa María	-49,318,793.09	0	0	0	-49,318,793.09
HN01	3121170000	EXp.Sistema Int. III	-164,709,858.39	0	0	0	-164,709,858.39
HN01	3121180000	Coop.Secr.Agric.Gan.	-10,944,210.29	0	0	0	-10,944,210.29
HN01	3121190000	LUFUSA Sub Estación	-28,096,600.00	0	0	0	-28,096,600.00
HN01	3121200000	Proyecto (USAID)	-16,813,447.00	0	0	0	-16,813,447.00
HN01	3121210000	Coop.Técnic.SAG/ENEE	-81,636,526.20	0	0	0	-81,636,526.20
HN01	3121220000	ABB OY Finlandia	-433,096,013.64	0	0	0	-433,096,013.64
HN01	3121230000	Coop.Taiwán Patuca I	-4,800,099.38	0	0	0	-4,800,099.38
HN01	3121240000	Coop.Técnica Ceiba	-3,822,392.42	0	0	0	-3,822,392.42
HN01	3121250000	Fondo Nórdico #440	-152,069,348.21	0	0	0	-152,069,348.21
HN01	3121260000	Capitali.Gob.Central	-2,826,701,276.03	0	0	0	-2,826,701,276.03



EMPRESA NACIONAL DE ENERGIA ELECTRICA

BALANZA DE COMPROBACION  
AL 31 DE ENERO DE 2019 (Cifras expresadas en Lempiras)



EMPRESA NACIONAL DE ENERGIA ELECTRICA  
ENEE

Soc.	Cta.mayor	Texto breve	Arrastre de saldos	Saldo per. anteriore s	Período de informe debe	Saldo Haber per.inf.	Saldo acumulado
HN01	3121270000	Gob.Prést BID - 1584	-195,282,821.72	0	0	0	-195,282,821.72
HN01	3121280000	Proye.Hidroeléctrico	-966,513,442.49	0	0	0	-966,513,442.49
HN01	3121290000	IDA-4536 HO Mon Nac	-47,419,512.85	0	0	0	-47,419,512.85
HN01	3121300000	IDA-4536 HO Mon EXt	-343,241,417.06	0	0	0	-343,241,417.06
HN01	3121310000	Préstamo Electrific.	-1,072,550,213.48	0	0	0	-1,072,550,213.48
HN01	3121320000	PROMEF Equipo/Vehícu	-13,224,453.00	0	0	0	-13,224,453.00
HN01	3121340000	Transf. Transformado	-78,858,720.00	0	0	0	-78,858,720.00
HN01	3121360000	Transf. Proy. BID	-10,360,295.43	0	0	0	-10,360,295.43
HN01	3121370000	Transf. Proy. BID 34	-30,746,774.91	0	0	0	-30,746,774.91
HN01	3121380000	Proyecto Elect. Rura	-15,000,000.00	0	0	0	-15,000,000.00
HN01	3131000000	Rev.Bienes Muebles	-4,384,234,000.00	0	0	0	-4,384,234,000.00
HN01	3141000000	Condonación de Deuda	-1,536,846,990.19	0	0	0	-1,536,846,990.19
HN01	3151000000	Aportes Organismos I	-23,714,442.35	0	0	0	-23,714,442.35
HN01	3160000000	cuenta remanente	8,106,367,845.01	0	0	8,106,367,845.01	0
HN01	3161000000	Super.años anteriore	-2,214,524,435.70	0	0	0	-2,214,524,435.70
HN01	3163000000	Deficit año anterior	47,525,971,697.45	0	8,124,419,526.20	150,946,505.88	55,499,444,717.77
HN01	4111100000	Vta E S Res No Subs	0	0	0	912,671,199.27	-912,671,199.27
HN01	4111300000	Vta Ene Sect Comer	0	0	0	615,652,776.39	-615,652,776.39
HN01	4111400000	Vta Ener Sec Indus	0	0	0	434,972,133.09	-434,972,133.09
HN01	4111500000	Vta Ener Gob Cent	0	0	0	52,345,193.84	-52,345,193.84
HN01	4111600000	Vta Instit Aut Pub	0	0	0	51,990,760.31	-51,990,760.31
HN01	4111700000	Vta Municipalidades	0	0	0	34,615,174.23	-34,615,174.23
HN01	4111800000	Alumbrado Publico	0	0	0	1,389.99	-1,389.99
HN01	4112100000	Ajuste de comb. CS	0	0	0	509.65	-509.65
HN01	4113110000	Des. Tercera edad Ce	0	0	10,633,532.73	0	10,633,532.73
HN01	4113120000	Des. Tercera edad No	0	0	6,309,043.19	0	6,309,043.19
HN01	4113130000	Des. Tercera edad Li	0	0	2,242,985.52	0	2,242,985.52
HN01	4113210000	Desc. Asilo de Ancia	0	0	199,761.62	0	199,761.62
HN01	4113220000	Desc. Asilo de Ancia	0	0	96,312.44	0	96,312.44
HN01	4113230000	Desc. Asilo de Ancia	0	0	26,417.14	0	26,417.14
HN01	4114100000	Rect fact consumo re	0	0	16,241,780.04	17,060,678.90	-818,898.86
HN01	4114200000	Rect fact consumo re	0	0	300,437.26	339,277.45	-38,840.19
HN01	4114300000	Rect fact consumo re	0	0	120	23,017.90	-22,897.90
HN01	4117100000	Recargos por Mora	0	0	0	35,568,853.16	-35,568,853.16
HN01	4117200000	Ing Var Ser E (S Mi)	0	0	26,891.31	0	26,891.31
HN01	4117300000	Alquil Bie Inst Eléc	0	0	0	9,638,780.67	-9,638,780.67
HN01	4117400000	Otros Ingres Eléc	0	0	11,231.06	1,106,036.65	-1,094,805.59
HN01	4117700000	Ingresos por deposit	0	0	532,251.68	1,945,710.48	-1,413,458.80
HN01	4118000000	Ing. de Comercializa	0	0	2,673.93	101,645,269.50	-101,642,595.57
HN01	4118400000	Ing Oper Aj Ser Pub	0	0	214,640.72	5,047,825.50	-4,833,184.78
HN01	4119300000	Fallas	0	0	2,199,717.44	1,726,269.95	473,447.49
HN01	4119600000	Venta Ener Oportu	0	0	1,361,080.29	0	1,361,080.29
HN01	4235000000	Ing. Netos Int y Div	0	0	572,644.47	669,746.80	-97,102.33
HN01	4716016000	Ingreso por Diferenc	0	0	136,132.82	221,242.19	-85,109.37
HN01	4716030000	Diferencia en el Pre	0	0	0	157.07	-157.07
HN01	4722000000	G Por Reval Pre EXtr	0	0	0	3,318,317.47	-3,318,317.47
HN01	5111000000	Sueldos Básicos	0	0	51,790,389.61	760,869.12	51,029,520.49
HN01	5115100000	Decimotercer Mes	0	0	4,637,008.12	29,451.86	4,607,556.26
HN01	5115200000	Decimocuarto Mes	0	0	4,571,944.83	1,704.66	4,570,240.17
HN01	5116000000	Vacaciones	0	0	7,682,918.88	236,901.41	7,446,017.47
HN01	5117200000	Imprema	0	0	46,014.48	0	46,014.48
HN01	5117500000	Contribuciones para	0	0	1,553,329.30	1,903,107.30	-349,778.00
HN01	5117600000	Contribuciones al In	0	0	1,712,782.46	698,035.45	1,014,747.01
HN01	5117900000	Otras Contribuciones	0	0	5,511,212.46	0	5,511,212.46
HN01	5121000000	Sueldos Básicos	0	0	7,210,763.25	254,533.34	6,956,229.91
HN01	5124100000	Decimotercer Mes	0	0	946,110.34	18,458.90	927,651.44
HN01	5124200000	Decimocuarto Mes	0	0	628,975.57	39,736.02	589,239.55
HN01	5141000000	Horas EXtraordinaria	0	0	3,566,719.27	0	3,566,719.27
HN01	5161000000	Beneficios	0	0	1,504,343.52	1,702.00	1,502,641.52
HN01	5162000000	Compensaciones	0	0	28,441,608.57	931,811.35	27,509,797.22
HN01	5211100000	Energía Inter.Consum	0	0	988,002.19	0	988,002.19
HN01	5212000000	Agua	0	0	34,139.01	0	34,139.01
HN01	5212100000	Serv. Agua Consumido	0	0	186,360.00	0	186,360.00
HN01	5214200000	Telefonía Fija	0	0	21,647.16	0	21,647.16
HN01	5221000000	Alquiler de Edificio	0	0	654,797.47	467,993.33	186,804.14
HN01	5223000000	Alquiler de Tierras	0	0	145,458.00	0	145,458.00
HN01	5231000000	Mantenimiento y Repa	0	0	20,000.00	5,228.04	14,771.96
HN01	5232000000	Mantenimiento y Repa	0	0	130,675.71	162,893.08	-32,217.37
HN01	5233100000	Mantenimiento y Repa	0	0	14,803.72	5,980.00	8,823.72
HN01	5233200000	Mantenimiento y Repa	0	0	0	77,394.48	-77,394.48
HN01	5233500000	Mantenimiento y Repa	0	0	693.45	1,350.00	-656.55
HN01	5233700000	Mantenimiento y Repa	0	0	4,020.40	0	4,020.40



EMPRESA NACIONAL DE ENERGIA ELECTRICA

BALANZA DE COMPROBACION  
AL 31 DE ENERO DE 2019 (Cifras expresadas en Lempiras)



Soc.	Cta.mayor	Texto breve	Arrastre de saldos	Saldo per. anteriores	Período de informe debe	Saldo Haber per.inf.	Saldo acumulado
HN01	5233900000	Mantenimiento y Repa	0	0	198,985.47	35,529.92	163,455.55
HN01	5234000000	Mantenimiento y Repa	0	0	3,598,986.35	150,141.88	3,448,844.47
HN01	5235000000	Limpieza, Aseo y Fum	0	0	43,700.01	0	43,700.01
HN01	5242000000	Estudios, Investigac	0	0	14,000.00	0	14,000.00
HN01	5245000000	Servicios de Capacit	0	0	18,639.76	42,105.00	-23,465.24
HN01	5247100000	OTROS SERV. TECNICOS	0	0	143,000.00	0	143,000.00
HN01	5251000000	Servicio de Transpor	0	0	23,950.40	381.44	23,568.96
HN01	5253000000	Servicio de Imprenta	0	0	559,374.43	0	559,374.43
HN01	5254000000	Primas y Gastos de S	0	0	13,653,135.52	0	13,653,135.52
HN01	5255000000	Comy gtos fid B Atla	0	0	1,550,226.99	1,247.44	1,548,979.55
HN01	5255100000	Com y gtos fid b Fic	0	0	1,592,790.43	0	1,592,790.43
HN01	5255300000	Com y gtos x ser ban	0	0	1,308,346.05	15	1,308,331.05
HN01	5255510000	Co gto S B RBCP 2016	0	0	1,012,775.00	0	1,012,775.00
HN01	5255600000	Com 1% A Ad B Fideic	0	0	3,052,278.89	0	3,052,278.89
HN01	5255630000	1% COM. ADMON BCH	0	0	16,666.67	0	16,666.67
HN01	5255910000	EMPRESA ENERGIA HOND	0	0	376,410,326.97	0	376,410,326.97
HN01	5256000000	Publicidad y Propaga	0	0	495,506.25	0	495,506.25
HN01	5257000000	Servicio de Internet	0	0	152,064.50	0	152,064.50
HN01	5258000000	Gasto por Diferencia	0	0	840,447.68	0	840,447.68
HN01	5259000000	Otros Servicios Come	0	0	110	6,024.00	-5,914.00
HN01	5261200000	Pasajes al Exterior	0	0	62,614.26	48,704.26	13,910.00
HN01	5262100000	Viáticos Nacionales	0	0	361,890.70	26,082.38	335,808.32
HN01	5262200000	Viáticos al Exterior	0	0	88,921.90	44,848.50	44,073.40
HN01	5271210000	Impuesto sobre Indus	0	0	63,126.56	32,740.28	30,386.28
HN01	5272100000	Tasas	0	0	43,273.46	0	43,273.46
HN01	5273000000	Multas y Recargos	0	0	4,010,241.13	0	4,010,241.13
HN01	5275000000	Gastos Judiciales	0	0	111,958,460.16	3,579,551.68	108,378,908.48
HN01	5291000000	Ceremonial y Protoco	0	0	6,600.09	0	6,600.09
HN01	5292000000	Servicios de Vigilan	0	0	5,977,240.00	0	5,977,240.00
HN01	5311000000	Alimentos y Bebidas	0	0	11,231.50	3,970.00	7,261.50
HN01	5314100000	Productos Agrícolas	0	0	57,025.00	0	57,025.00
HN01	5315000000	Madera, Corcho y sus	0	0	346,141.44	11,531.49	334,609.95
HN01	5321000000	Hilados y Telas	0	0	0	4,017.00	-4,017.00
HN01	5322000000	Confecciones TeXtile	0	0	0	37,375.00	-37,375.00
HN01	5331000000	Papel de Escritorio	0	0	500	265	235
HN01	5332000000	Papel para Computaci	0	0	0	4,071.00	-4,071.00
HN01	5333000000	Productos de Artes G	0	0	22,116.08	9,211.50	12,904.58
HN01	5334000000	Productos de Papel y	0	0	1,718.74	0	1,718.74
HN01	5337000000	Especies Timbradas y	0	0	300	0	300
HN01	5341000000	Cueros y Pieles	0	0	5,199.84	0	5,199.84
HN01	5343000000	Artículos de Caucho	0	0	6,059.19	0	6,059.19
HN01	5344000000	Llantas y Cámaras de	0	0	59,541.19	0	59,541.19
HN01	5351000000	Productos Químicos	0	0	67,792.15	5,221.04	62,571.11
HN01	5352100000	Productos Farmacéuti	0	0	270	0	270
HN01	5354000000	Insecticidas, Fumiga	0	0	61,675.00	50,175.00	11,500.00
HN01	5355000000	Tintas, Pinturas y C	0	0	22,527.08	4,571.78	17,955.30
HN01	5356100000	gasolina	0	0	33,813.97	7,476.12	26,337.85
HN01	5356200000	Diesel	0	0	743,780.88	143,774.89	600,005.99
HN01	5356210000	Diesel para Generaci	0	0	37,544.53	0	37,544.53
HN01	5356500000	Aceites y Grasas Lub	0	0	51,864.59	6,813.37	45,051.22
HN01	5356600000	Bunker	0	0	196,556.01	0	196,556.01
HN01	5358000000	Productos de Materia	0	0	824.74	1,610.46	-785.72
HN01	5359300000	Prod Qui U Personal	0	0	950	0	950
HN01	5361000000	Productos Ferrosos	0	0	7,269.54	13,784.11	-6,514.57
HN01	5363000000	Estructuras Metálica	0	0	9,863.00	0	9,863.00
HN01	5364000000	Herramientas Menores	0	0	9,853.20	29,949.67	-20,096.47
HN01	5365000000	Mat de guerra y seg	0	0	1,195.06	0	1,195.06
HN01	5369200000	Acces de metal	0	0	17	0	17
HN01	5369300000	Gast X El Ferreteria	0	0	163,393.31	50,559.81	112,833.50
HN01	5372000000	Productos de Vidrio	0	0	10,144.00	25,884.00	-15,740.00
HN01	5374000000	Productos de Cemento	0	0	10,928.61	0	10,928.61
HN01	5375000000	Cemento, Cal y Yeso	0	0	0	649	-649
HN01	5391000000	Elementos de Limpiez	0	0	40,601.73	25,782.60	14,819.13
HN01	5392000000	Utiles de Escritorio	0	0	156,354.80	26,407.69	129,947.11
HN01	5393000000	Utiles y Materiales	0	0	3,579,538.52	536,172.03	3,043,366.49
HN01	5396000000	Repuestos y Acces	0	0	1,999,414.94	541,585.19	1,457,829.75
HN01	5397000000	CF ENERGIA TERMICA	0	0	236,915,182.78	7,873,917.87	229,041,264.91
HN01	5397100000	CX ENER TERMICA	0	0	529,076,409.84	0	529,076,409.84
HN01	5397200000	FACT. EXTERNA	0	0	150,547,785.85	155,937,825.70	-5,390,039.85
HN01	5397600000	CARGOS POR SERVICIO	0	0	60,500.52	59,672.20	828.32
HN01	5397610000	SERVICIOS	0	0	4,838,139.26	4,948,413.23	-110,273.97
HN01	5397620000	CARGOS	0	0	2,146,963.83	2,195,898.73	-48,934.90



EMPRESA NACIONAL DE ENERGIA ELECTRICA

BALANZA DE COMPROBACION  
AL 31 DE ENERO DE 2019 (Cifras expresadas en Lempiras)



Soc.	Cta.mayor	Texto breve	Arrastre de saldos	Saldo per. anteriores	Periodo de informe debe	Saldo Haber per.inf.	Saldo acumulado
HN01	5397800000	CF ENERG RENOVABLE	0	0	146,579,534.38	0	146,579,534.38
HN01	5397810000	C ENERG RENOVABLE	0	0	930,444,720.76	0	930,444,720.76
HN01	5399100000	Gastos de Proyectos	0	0	513,399.54	38,149.48	475,250.06
HN01	5399200000	Gastos de Proyectos	0	0	6,835.84	0	6,835.84
HN01	5399400000	Gastos de Operación	0	0	3,298,330.23	1,428,312.18	1,870,018.05
HN01	5428000000	Herramientas Mayores	0	0	15,460.00	0	15,460.00
HN01	5451000000	Aplicaciones Informá	0	0	79,655.08	0	79,655.08
HN01	5472100000	Const Me b do Pub	0	0	2,386,339.20	0	2,386,339.20
HN01	5512310000	Gastos Diferencias R	0	0	0.04	0.05	-0.01
HN01	5533100000	Transferencias y Don	0	0	31,406,093.12	0	31,406,093.12
HN01	5701030000	Diferencia en el Pre	0	0	0.02	0	0.02
HN01	5712100000	Intereses de Títulos	0	0	24,827,167.70	0	24,827,167.70
HN01	5712110000	Intereses de Títulos	0	0	17,589,205.39	0	17,589,205.39
HN01	5712130000	Intereses de Títulos	0	0	6,684,315.00	0	6,684,315.00
HN01	5712140000	Intereses de Títulos	0	0	166,666.67	0	166,666.67
HN01	5712150000	Intereses de Títulos	0	0	88,726,822.92	0	88,726,822.92
HN01	5712200000	Intereses por Prést	0	0	21,527,777.78	0	21,527,777.78
HN01	5712210000	Intereses de Títulos	0	0	21,097,222.22	0	21,097,222.22
HN01	5712300000	Intereses por Prést	0	0	4,843,216.47	0	4,843,216.47
HN01	5712800000	Intereses por Prést	0	0	3,384,252.70	0	3,384,252.70
HN01	5712810000	Intereses de Títulos	0	0	380,257.81	0	380,257.81
HN01	5712820000	Intereses de Títulos	0	0	221.63	0	221.63
HN01	5732000000	Intereses de la Deud	0	0	35,775,242.69	0	35,775,242.69
HN01	5733000000	Comisiones y Otros G	0	0	505,817.73	0	505,817.73
HN01	5762000000	Perdida mod eXt	0	0	0	9,912.34	-9,912.34
HN01	5762200000	Perd cam m Int Exte	0	0	819,482.08	0	819,482.08
HN01	5762300000	Perdida cam MER	0	0	155,255.45	0	155,255.45
HN01	5762500000	Perd cam m EPR	0	0	24,243.44	0	24,243.44
HN01	5900041000	Prv para Cta de Dudo	0	0	51,043,501.04	0	51,043,501.04
HN01	5900042000	Prv para Cta de Dudo	0	0	2,464,431.58	0	2,464,431.58
HN01	5900043000	Prv para Cta de Dudo	0	0	13,657,523.01	0	13,657,523.01
HN01	5912100000	Deprec Edificios	0	0	528,644.88	0	528,644.88
HN01	5921100000	Depreci Mueble of	0	0	249,859.90	0	249,859.90
HN01	5921200000	Depreci Equipo of	0	0	195,601.61	0	195,601.61
HN01	5921300000	Depreci Mueble aloj	0	0	52,601.51	0	52,601.51
HN01	5921400000	Depreci Electrodom	0	0	75,902.35	0	75,902.35
HN01	5922700000	Depreci Maquinaria	0	0	51,422,058.06	0	51,422,058.06
HN01	5923100000	Depreci Equipo trans	0	0	105,661.21	0	105,661.21
HN01	5924100000	Depreci Equipo medic	0	0	24.81	0	24.81
HN01	5924200000	Depreci Equipo labor	0	0	3,217.24	0	3,217.24
HN01	5924300000	Depreci Equipo labor	0	0	26,778.76	0	26,778.76
HN01	5925100000	Depreci Equipo comun	0	0	16,903.57	0	16,903.57
HN01	5925200000	Depreci Equipo Señal	0	0	3,732.15	0	3,732.15
HN01	5926000000	Depreci Equipo compu	0	0	293,495.80	0	293,495.80
HN01	5927100000	Depreci Muebles equi	0	0	3,444.68	0	3,444.68
HN01	5927200000	Depreci Equipo Recre	0	0	1,056.20	0	1,056.20
HN01	5928000000	Depreci Herra mayor	0	0	214,593.24	0	214,593.24
HN01	5962000000	Depreci Comp Port	0	0	25,049.24	0	25,049.24
HN01	7202010000	Garantia de Calidad	551,008.83	0	0	0	551,008.83
HN01	7302010000	Garantia de Cumplimi	1,999,777,643.80	0	0	0	1,999,777,643.80
HN01	7401010000	Dobre Deudas Prestam	244,412,744.71	0	0	0	244,412,744.71
HN01	7402010000	Sobre Deuda Prestamo	333,656,818.80	0	0	0	333,656,818.80
HN01	7403010000	Sobranes de Inventa	24,005,931.45	0	0	0	24,005,931.45
HN01	7404010000	Faltantes de Inventa	9,206,451.13	0	0	0	9,206,451.13
HN01	7405010000	Sobre Deuda RECO	19,965,427.16	0	152,585.17	0	20,118,012.33
HN01	7406010000	Dobre Deuda Prestamo	484,849,464.72	0	0	44,843.09	484,804,621.63
HN01	7407010000	Sobre Deuda BID 007	232,104,272.29	0	0	5,779,055.95	226,325,216.34
HN01	7408010000	Sobre Deuda BCIE 203	594,540,740.07	0	0	0	594,540,740.07
HN01	7409010000	TERRENOS Inundables	380,605.55	0	0	0	380,605.55
HN01	7501010000	Depositos de Abonado	4,645,593.68	0	0	0	4,645,593.68
HN01	7502010000	Depositos de Abonado	412,413,343.48	0	0	0	412,413,343.48
HN01	7503010000	Depositos de Abonado	32,800,240.61	0	0	0	32,800,240.61
HN01	7601020000	Empresa Energia Hond	2,241,822,252.95	0	0	0	2,241,822,252.95
HN01	7700010000	INCENT. MECER (SOLAR	192,847,829.58	0	0	0	192,847,829.58
HN01	7700020000	INCENT. LLANOS DEL S	76,593,704.24	0	0	0	76,593,704.24
HN01	7700030000	INCENT. GENERADORES	85,941,271.86	0	0	0	85,941,271.86
HN01	7700040000	INCENT. ENERBASA, SO	112,802,024.78	0	0	0	112,802,024.78
HN01	7700050000	INCENT. EMPRESA ENER	233,574,346.34	0	0	0	233,574,346.34
HN01	7700060000	INCENT. EMPRESA SERS	117,478,515.56	0	0	0	117,478,515.56
HN01	7700070000	INCENT. EMPRESA SERS	172,307,644.47	0	0	0	172,307,644.47
HN01	7700080000	INCENT. EMPRESA FOTE	112,514,489.33	0	0	0	112,514,489.33
HN01	7700090000	INCENT. EMPRESA ENER	315,746,568.42	0	0	0	315,746,568.42



EMPRESA NACIONAL DE ENERGIA ELECTRICA



BALANZA DE COMPROBACION  
AL 31 DE ENERO DE 2019 (Cifras expresadas en Lempiras)

Soc.	Cta.mayor	Texto breve	Arrastre de saldos	Saldo per. anteriores	Período de informe debe	Saldo Haber per.inf.	Saldo acumulado
HN01	7700100000	INCENT. PODERSSA	244,757,418.35	0	0	0	244,757,418.35
HN01	7700110000	INCENT. COMPAÑIA SOL	355,103,952.51	0	0	0	355,103,952.51
HN01	7700120000	INCENT. COMP. HONDUR	352,617,865.51	0	0	0	352,617,865.51
HN01	7800010000	INTERESES ELCOSA	15,320,112.99	0	0	0	15,320,112.99
HN01	7800020000	INTERESES EMCE CHOLO	31,761,348.98	0	0	0	31,761,348.98
HN01	7800030000	INTERESES EMCE CHOLO	7,315,626.42	0	0	0	7,315,626.42
HN01	7800040000	INTERESES LUFUSA I	6,990,764.59	0	0	0	6,990,764.59
HN01	7800050000	INTERESES LUFUSA II	44,614,047.76	0	0	0	44,614,047.76
HN01	7800060000	INTERESES LUFUSA III	205,585,891.62	0	0	0	205,585,891.62
HN01	7800070000	INTERESES ENERSA 200	212,140,461.48	0	0	0	212,140,461.48
HN01	7800080000	INTERESES ENERSA 30	21,484,241.37	0	0	0	21,484,241.37
HN01	7900010000	CUENTAS DE ORDEN POR	-9,552,630,665.39	0	5,823,899.04	152,585.17	-9,546,959,351.52
HN01	9000000000	Carga inicial GL	-6,318,744,593.40	0	0	0	-6,318,744,593.40
HN01	9000000001	Carga inicial AP	6,391,196,694.57	0	0	0	6,391,196,694.57
HN01	9000000002	Carga inicial AR	-72,452,101.17	0	0	0	-72,452,101.17
HN01	Mon.	Arrastre de saldos	0	0	34,104,744,223.80	34,104,744,223.80	0