

Tel.: (504) 2235-2928

Gerencia Financiera

APARTADO No. 99

MEMORANDO

GF-1159-2018

PARA : ABOG. LUIS FERNANDO CRUZ MUÑOZ
JEFE UNIDAD DE TRANSPARENCIA

DE : ING. ANIBAL BENDEZÚ
GERENTE FINANCIERO

ASUNTO : INFORMES DEUDA EXTERNA E INTERNA OCTUBRE/2018

FECHA : 06 DE NOVIEMBRE DE 2018



En cumplimiento al Memorándum – Circular No. GG-229, adjunto remito los Informes Preliminares de la Situación de la Deuda al 31 de Octubre de 2018

- Movimiento del Servicio de la Deuda Externa en Moneda Contratada, US Dólares y Lempiras.
- Movimiento del Servicio de la Deuda Interna en Lempiras.
- Deuda Vencida y Pendiente de pago en US Dólares y Lempiras

Atentamente,

- ☐ Ing. Jesús Mejía – Gerente General ENEE
- ☐ Abog. Francisco Ayes Callejas – Asesor Legal
- ☐ Lic. Ana Aguilar V.- Departamento de Planificación y Programación Financiera
- ☐ Archivo

AB/ELT






DEPARTAMENTO DE PLANIFICACION Y PROGRAMACION FINANCIERA

SERVICIO DEUDA VENCIDA Y PENDIENTE DE PAGO
AL 31 DE OCTUBRE DEL 2018

(Cifras en Lempiras)

INSTITUCION FINANCIERA	NUMERO PRESTAMO	PRINCIPAL	INTERESES	INTERESES MORATORIOS	COMISIONES	TOTAL
DEUDA EXTERNA						
GENERACION						
SUIZA						
SERV	CP V			-	-	-
SERV	CP VI			-	-	-
BNP	240982	5,626,625.65	3,735,924.09	-	-	9,362,549.74
Total Deuda Externa		5,626,625.65	3,735,924.09	-	-	9,362,549.74

INSTITUCION FINANCIERA	NUMERO PRESTAMO	PRINCIPAL	INTERESES	INTERESES MORATORIOS	COMISIONES	TOTAL
DEUDA INTERNA						
ERP						
GENERACION						
Multilaterales						
IDA	0116-HO	36,539,596.48	-	-	1,507,258.17	38,046,854.65
	0989-HO	159,109,500.00	-	-	20,584,791.56	179,694,291.56
	2417-HO	67,334,923.13	-	-	19,952,500.47	87,287,423.60
BID	572/SF-HO	732,232,249.31	95,660,465.25	-	-	827,892,714.56
Sub-total Multilaterales		995,216,268.92	95,660,465.25	-	42,044,550.20	1,132,921,284.37
Club de paris						
Alemania						
KFW	197965593	78,920,624.07	12,168,363.82	-	-	91,088,987.89
	199165713	7,353,865.97	1,737,351.20	-	-	9,091,217.17
	199165614 - CP I	1,118,645.86	38,220.22	-	-	1,156,866.08
	199365586 - CP II	236,075.71	71,460.54	-	-	307,536.25
	199665969 - CP III	92,880.34	46,966.44	-	-	139,846.78
	200065011 - CP IV - T1	188,271.21	838,826.78	-	-	1,027,097.99
	200065011 - CP IV - T2	155.51	692.88	-	-	848.39
	200065011 - CP IV - T3	326,838.09	3,726.06	-	-	330,564.15
	200065011 - CP IV - T4	51,652.93	588.85	-	-	52,241.78
		88,289,009.69	14,906,196.80	-	-	103,195,206.49
HERMES						
	HERMES I	12,889,574.27	894,393.20	-	-	13,783,967.47
	HERMES CP II	44,895,423.98	28,027,545.76	-	-	72,922,969.74
	HERMES CP III	4,116,216.06	3,615,155.88	-	-	7,731,371.94
	HERMES CP IV	39,086,765.29	78,012,828.58	-	-	117,099,593.87
	HERMES 1era. Capital. CP IV	658,561.51	1,314,415.43	-	-	1,972,976.93
	HERMES 2da. Capital. CP IV	5,086,417.91	560,777.62	-	-	5,647,195.53
	HERMES 3ra. Capital. CP IV	406,018.42	44,763.56	-	-	450,781.98
		107,138,977.43	112,469,880.03	-	-	219,608,857.47
FRANCIA						
COFACE						
	CP I	10,559,173.05	399,988.77	-	-	10,959,161.81
	CP II	89,511,360.38	31,364,659.03	-	-	120,876,019.41
	CP IV	38,568,367.96	49,051,865.67	-	-	87,620,233.63
	CP IV - CAPITALIZACION	5,157,403.24	326,393.66	-	-	5,483,796.91
		143,796,304.62	81,142,907.13	-	-	224,939,211.76
ITALIA						
SACE						
	HOND 1 (CP I)	19,391,814.15	1,219,866.31	-	-	20,611,680.46
	HOND 2 (CP II)	160,134,137.68	12,199,033.68	-	-	172,333,171.37
	HOND 3 (CP III)	33,958,975.90	3,366,284.29	-	-	37,325,260.18
	HOND 4 (CP IV)	73,607,374.30	68,175,052.66	-	-	141,782,426.96
	HOND 4 (CP IV 1era. CAPITAL)	4,961,817.70	215,915.09	-	-	5,177,732.79
	HOND 4 (CP IV 2da. CAPITAL)	244,144.13	10,512.52	-	-	254,656.65
		292,298,263.86	85,186,664.55	-	-	377,484,928.42
JAPON						
EXIMBANK-JAPON						
	R1 - (CP I)	170,471,598.32	25,293,973.98	23,309,976.35	-	219,075,548.65
	R2 - (CP II)	179,805,555.42	37,020,322.04	4,479,109.88	-	221,304,987.35
	R2 - (CP II - CAPITAL)	11,588,662.75	-	284,388.99	-	11,873,051.74
	R3 - (CP III)	20,746,784.51	5,837,307.98	562,745.28	-	27,146,837.77
	R3 - (CP III - CAPITAL)	1,457,532.75	-	36,568.40	-	1,494,101.16
	R4 - (CP IV 2,005 MM)	79,475,877.69	128,717,029.26	892,922.32	-	209,085,829.27
	R4 - (CP IV 201 MM)	8,002,279.87	36,970,216.45	493,509.24	-	45,466,005.56
	R4 - (CP IV 2da FASE)	14,803,681.16	3,852,363.80	1,085,722.51	-	19,741,767.47
	R4 - (CP IV 3era FASE)	7,599,901.55	-	-	-	7,599,901.55
		493,951,874.03	237,691,213.50	31,144,942.98	-	762,788,030.51
JBIC						
	HO - P1	655,682,603.28	103,319,939.11	30,877,096.72	-	789,879,639.11
	HO - R1 (CP I)	146,063,998.97	25,698,304.33	5,359,580.46	-	177,121,883.76
	HO - R2 (CP II)	178,262,382.80	240,037,243.04	4,053,146.24	-	422,352,772.09






DEPARTAMENTO DE PLANIFICACION Y PROGRAMACION FINANCIERA

SERVICIO DEUDA VENCIDA Y PENDIENTE DE PAGO
AL 31 DE OCTUBRE DEL 2018

(Cifras en Lempiras)

INSTITUCION FINANCIERA	NUMERO PRESTAMO	PRINCIPAL	INTERESES	INTERESES MORATORIOS	COMISIONES	TOTAL
Total Deuda Interna - ERP		3,882,779,238.65	1,459,874,351.19	85,155,917.33	44,705,779.18	5,472,515,286.35
Deuda Interna Gobierno Central						
GENERACION						
CTA. JICA - CONV. SUBSIDIARIO	HO-P6	-	-	-	6,592,389.22	6,592,389.22
Total - Generacion Gobierno Central		-	-	-	6,592,389.22	6,592,389.22
DISTRIBUCION						
Banco Central de Honduras						
BONOS FIDEICOMISO RECUPERACION DE PERDIDAS ENEE - 2013 (RPE-2013)						
FICOHSA	(LPS) ISIN HNENEE 00005-1 (USD) ISIN HNENEE 00003-3	-	-	-	-	-
BANPAIS	(LPS) ISIN HNENEE 00005-1	-	-	-	-	-
Total Distribucion		-	-	-	-	-
TRANSMISION						
Banco Central de Honduras						
BONOS FIDEICOMISO RECUPERACION DE PERDIDAS ENEE - 2013 (RPE-2013)						
(LPS) ISIN HNENEE 00006-3						
CUENTA FDO. DE CONTRAVALOR HONDURAS - ESPAÑA						
ICO	01039004.0 (030491) 11039004.2 (CP V - Consol. Diferida) 11039005.0 (CP VI) 01039014.0	133,748,626.56 75,893,462.35 2,601,253.69 10,867,407.39	11,696,967.73 5,288,298.65 162,780.66 3,707,597.29	- - - -	- - - -	145,445,594.49 81,181,761.00 2,764,034.44 14,575,004.88
		223,110,749.98	20,855,644.33	-	-	243,966,394.11
CTA. BID - CONV. SUBSIDIARIO	1584/SF-HO 2016/BLHO 3103/BL-HO 3435/BL-HO	36,335,570.63 61,504,901.12 - -	20,531,680.76 37,811,921.16 23,713,854.19 3,185,250.31	- - - -	- - 1,635,088.72 3,915,876.69	56,867,251.89 99,316,822.27 25,348,942.81 7,101,127.00
		97,840,471.75	85,242,706.41	-	5,550,965.41	188,634,143.57
Total - Transmision Gobierno Central		320,951,221.73	106,098,350.74	-	5,550,965.41	432,600,537.88
HOLDING						
CTA. IDA - CONV. SUBSIDIARIO	4536-HN	-	-	-	13,560,468.75	13,560,468.75
Total - Otros Gobierno Central		-	-	-	13,560,468.75	13,560,468.75
Total Deuda Interna Gobierno Central		320,951,221.73	106,098,350.74	-	25,703,823.38	452,753,395.85
Total General Deuda Interna		4,203,730,460.38	1,565,972,701.93	85,155,917.33	70,409,602.56	5,925,268,682.21
TOTAL DEUDA EXTERNA E INTERNA		4,209,357,086.03	1,569,708,626.02	85,155,917.33	70,409,602.56	5,934,631,231.94





DEPARTAMENTO DE PLANIFICACION Y PROGRAMACION FINANCIERA

SERVICIO DEUDA VENCIDA Y PENDIENTE DE PAGO
AL 31 DE OCTUBRE DEL 2018

(Cifras en Lempiras)

INSTITUCION FINANCIERA	NUMERO PRESTAMO	PRINCIPAL	INTERESES	INTERESES MORATORIOS	COMISIONES	TOTAL
	HO - R3 (CP III)	14,789,164.76	34,219,890.25	513,453.40	-	49,522,508.41
	HO - R4 (CP IV)	18,572,929.30	272,492,034.01	4,620,414.73	-	295,685,378.05
		1,013,371,079.12	675,767,410.74	45,423,691.56	-	1,734,562,181.42
SUIZA SERV	SERV - CP II	51,638,163.87	1,734,149.54	-	-	53,372,313.41
	SERV - CP III	34,961,029.76	328,565.85	-	-	35,289,595.61
	SERV - CP IV	3,456,563.04	1,637,524.35	-	-	5,094,087.39
	SERV - DIFERIMIENTO CPIV	151,009.50	3,912.84	-	-	154,922.34
		90,206,766.18	3,704,152.57	-	-	93,910,918.75
Club de paris ESTADOS UNIDOS EXIMBANK-USA	R - 190 Q (CP II)	795,229.28	409,307.89	-	-	1,204,537.17
	R-244-Q (CP IV)	2,331,445.40	5,058,075.98	-	-	7,389,521.38
	R-244-R (CP IV CAPITALIZACION)	381,494.92	45,116.96	-	-	426,611.88
		3,508,169.60	5,512,500.83	-	-	9,020,670.43
Sub total - Club de Paris		2,232,560,444.54	1,216,380,926.16	76,568,634.53	-	3,525,510,005.24
Total Generacion - ERP		3,227,776,713.46	1,312,041,391.41	76,568,634.53	42,044,550.20	4,658,431,289.60
DISTRIBUCION						
Multilaterales BID	936/SF-HO	127,391,655.75	56,618,858.51	-	-	184,010,514.26
Bilaterales FIV	Arreglo de Pagos N° I (REORG. DEUDA)	5,543,060.83	332,583.63	3,606,555.56	-	9,482,200.02
Total Distribucion - ERP		132,934,716.57	56,951,442.14	3,606,555.56	-	193,492,714.27
TRANSMISION						
Multilaterales IDA	0201-HO	47,310,735.39	-	-	2,661,228.98	49,971,964.37
Club de paris Alemania KFW	199165614 - CP I	1,118,645.86	38,220.22	-	-	1,156,866.08
	199365586 - CP II	236,075.71	71,460.54	-	-	307,536.25
	199665969 - CP III	92,880.34	46,966.44	-	-	139,846.78
	200065011 - CPIV - T1	514,574.19	2,292,642.64	-	-	2,807,216.82
	200065011 - CPIV - T2	1,140.42	5,081.13	-	-	6,221.55
	200065011 - CPIV - T4	139,654.56	1,592.11	-	-	141,246.67
		2,102,971.07	2,455,963.07	-	-	4,558,934.14
ESPAÑA ICO	01039001.0 (150688)	16,707,071.36	448,226.89	-	-	17,155,298.25
	REPROGRAMACION 01039014.0	8,622,382.20	-	-	-	8,622,382.20
	01039014.0	50,714,567.82	7,591,588.78	-	-	58,306,156.60
	11039001.0 (CP I)	4,307,222.96	213,132.76	-	-	4,520,355.73
	11039002.0 (CP II)	51,562,144.60	23,749,600.74	-	-	75,311,745.33
	11039003.0 (CP III)	18,175,581.81	14,536,209.39	-	-	32,711,791.20
	11039004.1 (CP V)	-	5,755,425.46	-	-	5,755,425.46
		150,088,970.75	52,294,184.02	-	-	202,383,154.77
CESCE	CP I	3,979,099.31	110,517.96	-	-	4,089,617.28
	CP II	28,118,090.66	8,599,194.70	-	-	36,717,285.36
	CP III	15,345,396.55	147,680.93	-	-	15,493,077.48
	CP IV	893,586.12	43,823.71	-	-	937,409.83
	CP IV - DIFERIMIENTO III FASE	8,692,838.33	887,256.51	-	-	9,580,094.84
	CP IV - REORG. DEUDA BBV,BEX	86,250,372.97	4,823,872.52	-	-	91,074,245.49
	CP IV - REORGANIZACION DEUDA	7,469,009.55	1,515,765.38	-	-	8,984,774.92
	CP V - DIFER. DEUDA POST CUT	54,056,776.95	4,500,038.98	-	-	58,556,815.93
	CP VI - RESTRUCT. DEUDA	110,203,660.15	15,075,573.52	-	-	125,279,233.66
		315,008,830.58	35,703,724.21	-	-	350,712,554.80
Sub total - Club de Paris		467,200,772.41	90,453,871.30	-	-	557,654,643.71
Bilaterales FIV	Arreglo de Pagos N° I (REORG. DEUDA)	4,957,149.11	297,428.93	3,225,336.01	-	8,479,914.05
	Arreglo de Pagos N° II (DÓLAR DEUDA)	2,599,151.71	130,217.41	1,755,391.22	-	4,484,760.35
Sub total - Bilaterales		7,556,300.82	427,646.34	4,980,727.23	-	12,964,674.40
Total Transmision - ERP		522,067,808.62	90,881,517.64	4,980,727.23	2,661,228.98	620,591,282.48



GERENCIA FINANCIERA

RESUMEN SERVICIO DEUDA VENCIDA PENDIENTE DE PAGO AL 31 DE OCTUBRE DEL 2018

(Cifras en Dolares)

CONCEPTO	PRINCIPAL	INTERESES	INTERESES MORATORIOS	COMISIONES	TOTAL
PRESTAMOS DEUDA EXTERNA E INTERNA					
GENERACION	134,124,373.71	54,579,583.76	3,176,133.34	2,017,502.41	193,897,593.22
DISTRIBUCION	5,514,247.29	2,362,395.19	149,603.05	-	8,026,245.54
TRANSMISION	34,969,160.23	8,170,895.71	206,604.88	340,648.94	43,687,309.77
HOLDING	-	-	-	562,500.00	562,500.00
	174,607,781.23	65,112,874.67	3,532,341.28	2,920,651.36	246,173,648.53
TOTAL DEUDA EXTERNA E INTERNA	174,607,781.23	65,112,874.67	3,532,341.28	2,920,651.36	246,173,648.53

REVISADO POR:

Ana Lourdes Aguilar
 ANA LOURDES AGUILAR
 JEFE DEPARTAMENTO DE PLANIFICACION Y PROGRAMACION FINANCIERA



AUTORIZADO POR:

Anibal Benzedu
 ING. ANIBAL BENZEDU
 GERENCIA FINANCIERA



GERENCIA FINANCIERA
SERVICIO DEUDA VENCIDA Y PENDIENTE DE PAGO
AL 31 DE OCTUBRE DEL 2018

(Cifras en Dolares)

INSTITUCION FINANCIERA	NUMERO PRESTAMO	PRINCIPAL	INTERESES	INTERESES MORATORIOS	COMISIONES	TOTAL
DEUDA EXTERNA						
GENERACION						
SUIZA						
SERV	CP V					
SERV	CP VI					
BNP	240982	233,397.31	154,969.37			388,366.68
Total Deuda Externa		233,397.31	154,969.37	-	-	388,366.68

DEUDA INTERNA						
ERP						
GENERACION						
Multilaterales						
IDA	0116-HO	1,515,694.14	-	-	62,522.38	1,578,216.52
	0989-HO	6,600,000.00	-	-	853,875.00	7,453,875.00
	2417-HO	2,793,110.99	-	-	827,647.02	3,620,758.00
BID	572/SF-HO	30,373,628.51	3,968,079.03	-	-	34,341,707.54
Sub-total Multilaterales		41,282,433.64	3,968,079.03	-	1,744,044.39	46,994,557.06
Club de paris						
Alemania						
KFW						
	197965593	3,273,695.91	504,754.28	-	-	3,778,450.19
	199165713	305,044.74	72,066.83	-	-	377,111.57
	199185614 - CP I	46,402.40	1,585.41	-	-	47,987.81
	199365586 - CP II	9,792.63	2,964.25	-	-	12,756.87
	199665969 - CP III	3,852.76	1,948.21	-	-	5,800.97
	200063011 - CP IV - T1	7,809.65	34,795.26	-	-	42,604.92
	200065011 - CP IV - T2	6.45	28.74	-	-	35.19
	200065011 - CP IV - T3	13,557.53	154.56	-	-	13,712.09
	200065011 - CP IV - T4	2,142.61	24.43	-	-	2,167.03
		3,662,304.66	618,321.97	-	-	4,280,626.63
HERMES						
	HERMES I	534,670.72	37,100.21	-	-	571,770.92
	HERMES CP II	1,862,301.11	1,162,606.90	-	-	3,024,908.01
	HERMES CP III	170,744.21	149,959.80	-	-	320,704.01
	HERMES CP IV	1,621,352.91	3,236,039.76	-	-	4,857,392.67
	HERMES 1era. Capital. CP IV	27,317.70	54,523.09	-	-	81,840.79
	HERMES 2da. Capital. CP IV	210,989.02	23,261.54	-	-	234,250.57
	HERMES 3ra. Capital. CP IV	16,842.00	1,856.83	-	-	18,698.83
		4,444,217.67	4,665,348.13	-	-	9,109,565.80
FRANCIA						
COFACE						
	CP I	438,003.65	16,591.88	-	-	454,595.53
	CP II	3,713,008.83	1,301,033.25	-	-	5,014,042.08
	CP IV	1,599,849.34	2,034,713.91	-	-	3,634,563.25
	CP IV - CAPITALIZACIÓN	213,933.56	13,539.09	-	-	227,472.65
		5,964,795.38	3,365,878.13	-	-	9,330,673.51
ITALIA						
SACE						
	HOND 1 (CP I)	804,389.26	50,601.11	-	-	854,990.37
	HOND 2 (CP II)	6,642,502.86	506,026.49	-	-	7,148,529.35
	HOND 3 (CP III)	1,408,647.76	139,636.39	-	-	1,548,284.15
	HOND 4 (CP IV)	3,053,297.70	2,827,960.29	-	-	5,881,257.99
	HOND 4 (CP IV 1era. CAPITAL)	205,820.50	8,956.35	-	-	214,776.85
	HOND 4 (CP IV 2da. CAPITAL)	10,127.31	436.07	-	-	10,563.38
		12,124,785.39	3,533,616.70	-	-	15,658,402.09
JAPON						
EXIMBANK-JAPON						
	R1 - (CP I)	7,071,309.69	1,049,215.97	966,918.03	-	9,087,443.69
	R2 - (CP II)	7,458,490.32	1,535,635.05	185,797.36	-	9,179,922.74
	R2 - (CP II - CAPITAL)	480,707.78	-	11,796.70	-	492,504.48
	R3 - (CP III)	860,594.61	242,136.60	23,343.16	-	1,126,074.37
	R3 - (CP III - CAPITAL)	60,459.72	-	1,516.89	-	61,976.61
	R4 - (CP IV 2,005 MM)	3,296,728.31	5,339,293.96	37,039.19	-	8,673,061.46
	R4 - (CP IV 201 MM)	331,941.51	1,533,556.63	20,471.19	-	1,885,969.33
	R4 - (CP IV 2da FASE)	614,069.53	159,799.39	45,036.71	-	818,905.63
	R4 - (CP IV 3era FASE)	315,250.51	-	-	-	315,250.51
		20,489,551.97	9,859,637.60	1,291,919.24	-	31,641,108.80
JBIC						
	HO - P1	27,198,282.83	4,285,800.65	1,280,808.74	-	32,764,892.22
	HO - R1 (CP I)	6,058,861.31	1,065,987.94	222,320.04	-	7,347,169.29
	HO - R2 (CP II)	7,394,478.18	9,956,952.94	168,128.02	-	17,519,559.14


ENERGIA ELÉCTRICA
EMPRESA NACIONAL DE
ENERGIA ELÉCTRICA
ENEE
LPA, M.D.C. HONDURAS
JEFATURA
GERENCIA FINANCIERA

GERENCIA FINANCIERA

SERVICIO DEUDA VENCIDA Y PENDIENTE DE PAGO
AL 31 DE OCTUBRE DEL 2018

(Cifras en Dolares)

INSTITUCION FINANCIERA	NUMERO PRESTAMO	PRINCIPAL	INTERESES	INTERESES MORATORIOS	COMISIONES	TOTAL
SUIZA SERV	HO - R3 (CP III)	613,467.38	1,419,470.71	21,298.49	-	2,054,236.58
	HO - R4 (CP IV)	770,421.21	11,303,205.81	191,658.81	-	12,265,285.83
		42,035,510.90	28,031,418.05	1,884,214.11	-	71,951,143.06
	SERV - CP II	2,141,995.81	71,934.03	-	-	2,213,929.83
	SERV - CP III	1,450,213.82	13,629.20	-	-	1,463,843.02
	SERV - CP IV	143,381.23	67,925.93	-	-	211,307.16
	SERV - DIFERIMIENTO CPIV	6,264.00	162.31	-	-	6,426.31
		3,741,854.87	153,651.46	-	-	3,895,506.33
<u>Club de paris</u>						
ESTADOS UNIDOS	R - 190 Q (CP II)	32,986.80	16,978.45	-	-	49,965.25
EXIMBANK-USA	R-244-Q (CP IV)	96,710.38	209,813.38	-	-	306,523.75
	R-244-R (CP IV CAPITALIZACIÓN)	15,824.74	1,871.49	-	-	17,696.23
		145,521.92	228,663.31	-	-	374,185.23
Sub total - Club de Paris		92,608,542.76	50,456,535.36	3,176,133.34	-	146,241,211.46
Total Generacion - ERP		133,890,976.40	54,424,614.39	3,176,133.34	1,744,044.39	193,235,768.52
DISTRIBUCION						
<u>Multilaterales</u>						
BID	936/SF-HO	5,284,316.32	2,348,599.34	-	-	7,632,915.66
<u>Bilaterales</u>						
FIV	Arreglo de Pagos N° I (REORG. DEUDA)	229,930.97	13,795.86	149,603.05	-	393,329.88
Total Distribucion - ERP		5,514,247.29	2,362,395.19	149,603.05	-	8,026,245.44
TRANSMISION						
<u>Multilaterales</u>						
IDA	0201-HO	1,962,490.32	-	-	110,390.09	2,072,880.41
<u>Club de paris</u>						
Alemania						
KFW	199165614 - CP I	46,402.40	1,585.41	-	-	47,987.81
	199365586 - CP II	9,792.63	2,964.25	-	-	12,756.87
	199665969 - CP III	3,852.76	1,948.21	-	-	5,800.97
	200065011 - CPIV - T1	21,344.98	95,100.80	-	-	116,445.79
	200065011 - CPIV - T2	47.31	210.77	-	-	258.08
	200065011 - CPIV - T4	5,792.99	66.04	-	-	5,859.03
		87,233.06	101,875.48	-	-	189,108.54
ESPAÑA						
ICO	01039001.0 (150688)	693,023.80	18,592.84	-	-	711,616.64
	REPROGRAMACION 01039014.0	357,663.89	-	-	-	357,663.89
	01039014.0	2,103,684.24	314,905.68	-	-	2,418,589.92
	11039001.0 (CP I)	178,667.34	8,840.93	-	-	187,508.27
	11039002.0 (CP II)	2,138,842.46	985,154.03	-	-	3,123,996.49
	11039003.0 (CP III)	753,938.89	602,974.57	-	-	1,356,913.46
	11039004.1 (CP V)	-	238,740.04	-	-	238,740.04
		6,225,820.63	2,169,208.09	-	-	8,395,028.72
CESCE						
	CP I	165,056.49	4,584.38	-	-	169,640.87
	CP II	1,166,362.78	356,702.05	-	-	1,523,064.83
	CP III	636,540.35	6,125.93	-	-	642,666.29
	CP IV	37,066.73	1,817.85	-	-	38,884.57
	CP IV - DIFERIMIENTO III FASE	360,586.47	36,804.17	-	-	397,390.64
	CP IV - REORG. DEUDA BBV.BEX	3,577,740.25	200,098.41	-	-	3,777,838.66
	CP IV - REORGANIZACIÓN DEUDA	309,820.99	62,875.26	-	-	372,696.25
	CP V - DIFER. DEUDA POST CLIT	2,242,321.97	186,665.52	-	-	2,428,987.49
	CP VI - RESTRUCT. DEUDA	4,571,343.36	625,347.86	-	-	5,196,691.22
		13,066,839.39	1,481,021.43	-	-	14,547,860.82
Sub total - Club de Paris		19,379,893.08	3,752,105.00	-	-	23,131,998.08
<u>Bilaterales</u>						
FIV	Arreglo de Pagos N° I (REORG. DEUDA)	205,626.84	12,337.61	133,789.73	-	351,754.19
	Arreglo de Pagos N° II (DÓLAR DEUDA)	107,815.07	5,401.53	72,815.15	-	186,031.75
Sub total - Bilaterales		313,441.91	17,739.14	206,604.88	-	537,785.93
Total Transmision - ERP		21,655,825.31	3,769,844.14	206,604.88	110,390.09	25,742,664.42



GERENCIA FINANCIERA
SERVICIO DEUDA VENCIDA Y PENDIENTE DE PAGO
AL 31 DE OCTUBRE DEL 2018

(Cifras en Dolares)

INSTITUCION FINANCIERA	NUMERO PRESTAMO	PRINCIPAL	INTERESES	INTERESES MORATORIOS	COMISIONES	TOTAL
Total Deuda Interna - ERP		161,061,049.00	60,556,853.73	3,532,341.28	1,854,434.48	227,004,678.48
Deuda Interna Gobierno Central						
GENERACION						
CTA. JICA - CONV. SUBSIDIARIO	HO-P6	-	-	-	273,458.02	273,458.02
Total - Generacion Gobierno Central		-	-	-	273,458.02	273,458.02
DISTRIBUCION						
Banco Central de Honduras						
BONOS FIDEICOMISO RECUPERACION DE PERDIDAS ENEE - 2013 (RPE-2013)						
FICOHSA	(LPS) ISIN HNENEE 00005-1 (USD) ISIN HNENEE 00003-3	-	-	-	-	-
BANPAIS	(LPS) ISIN HNENEE 00005-1	-	-	-	-	-
Total Distribucion		-	-	-	-	-
TRANSMISION						
Banco Central de Honduras						
BONOS FIDEICOMISO RECUPERACION DE PERDIDAS ENEE - 2013 (RPE-2013)						
BANCO ATLANTIDA	(LPS) ISIN HNENEE 00006-3	-	-	-	-	-
CUENTA FDO. DE CONTRAVALOR HONDURAS - ESPAÑA						
ICO	01039004.0 (030491)	5,548,008.98	485,200.36	-	-	6,033,209.35
	11039004.2 (CP V - Consol. Diferida)	3,148,126.61	219,363.21	-	-	3,367,489.83
	11039005.0 (CP VI)	107,902.26	6,752.28	-	-	114,654.54
	01039014.0	450,789.48	153,794.35	-	-	604,583.83
		9,254,827.34	865,110.21	-	-	10,119,937.54
CTA. BID - CONV. SUBSIDIARIO	1584/SF-HO 2016/BLHO 3103/BL-HO 3435/BL-HO	1,507,230.97 2,551,276.62 - -	851,671.92 1,568,471.27 983,671.23 132,126.94	- - - -	- - 67,824.90 162,433.96	7,358,902.89 4,119,747.89 1,051,496.83 294,560.00
		4,058,507.59	3,535,941.36	-	230,258.86	7,824,707.81
Total - Transmision Gobierno Central		13,313,334.93	4,401,051.57	-	230,258.86	17,944,645.35
HOLDING						
CTA. IDA - CONV. SUBSIDIARIO	4536-HN	-	-	-	562,500.00	562,500.00
Total - Otros Gobierno Central		-	-	-	562,500.00	562,500.00
Total Deuda Interna Gobierno Central		13,313,334.93	4,401,051.57	-	1,066,216.88	18,780,603.37
Total General Deuda Interna		174,374,383.92	64,957,905.30	3,532,341.28	2,920,651.36	245,785,281.85
TOTAL DEUDA EXTERNA E INTERNA		174,607,781.23	65,112,874.67	3,532,341.28	2,920,651.36	246,173,648.53



DEPARTAMENTO DE PLANIFICACION Y PROGRAMACION FINANCIERA

RESUMEN SERVICIO DEUDA VENCIDA PENDIENTE DE PAGO
AL 31 DE OCTUBRE DEL 2018

(Cifras en Lempiras)

CONCEPTO	PRINCIPAL	INTERESES	INTERESES MORATORIOS	COMISIONES	TOTAL
PRESTAMOS DEUDA EXTERNA E INTERNA					
GENERACION	3,233,403,339.11	1,315,777,315.50	76,568,634.53	48,636,939.42	4,674,386,228.56
DISTRIBUCION	132,934,716.57	56,951,442.14	3,606,555.56	-	193,492,714.27
TRANSMISION	843,019,030.35	196,979,868.39	4,980,727.23	8,212,194.39	1,053,191,820.36
HOLDING	-	-	-	13,560,468.75	13,560,468.75
	4,209,357,086.03	1,569,708,626.02	85,155,917.33	70,409,602.56	5,934,631,231.94
TOTAL DEUDA EXTERNA E INTERNA	4,209,357,086.03	1,569,708,626.02	85,155,917.33	70,409,602.56	5,934,631,231.94

REVISADO POR:


ANA LOURDES AGUILAR
JEFE DEPARTAMENTO DE PLANIFICACION
Y PROGRAMACION FINANCIERA



AUTORIZADO POR:


ING. ANIBAL BENDEZO
GERENCIA FINANCIERA





EMPRESA NACIONAL DE
ENERGIA ELECTRICA
ENEE

GERENCIA FINANCIERA

DEPARTAMENTO DE PLANIFICACION Y PROGRAMACION FINANCIERA

RESUMEN MOVIMIENTO SERVICIO DEUDA INTERNA OCTUBRE DEL 2018

(CIFRAS EN LEMPIRAS)

INSTITUCION FINANCIERA	REFERENCIA PRÉSTAMO	30.09.2018	DESEMBOLSOS	SERVICIO DEUDA PAGADO				31.10.2018	REVALUACION	31.10.2018
				PRINCIPAL	INTERESES	COMISION	TOTAL	SIN REVALUACION		REVALUADO
DEUDA INTERNA										
GENERACION		29,289,894,547.74	1,196.10	1,294.20	1,196.10	3,669,094.17	3,671,584.47	29,289,894,449.64	38,977,654.04	29,328,872,103.68
DISTRIBUCION		2,287,989,857.22	-	1,377,028.50	50,596,980.00	210,555.63	52,184,564.13	2,286,612,828.72	6,942,791.11	2,293,555,619.83
TRANSMISION		4,439,264,839.18	-	-	25,289,880.00	701,604.25	25,991,484.25	4,439,264,839.18	9,688,688.59	4,448,953,527.77
HOLDING		601,375,000.00	-	-	-	-	-	601,375,000.00	1,312,500.00	602,687,500.00
GRAN TOTAL		36,618,524,244.14	1,196.10	1,378,322.70	75,888,056.10	4,581,254.04	81,847,632.84	36,617,147,117.54	56,921,633.74	36,674,068,751.28

REVISADO POR:


 ANA LOURDES AGUILAR
 JEFE DEPARTAMENTO DE PLANIFICACION
 Y PROGRAMACION FINANCIERA



AUTORIZADO POR


 ING. ANIBAL BENDEZU
 GERENCIA FINANCIERA



GERENCIA FINANCIERA
DEPARTAMENTO DE PLANIFICACION Y PROGRAMACION FINANCIERA
MOVIMIENTO SERVICIO DEUDA INTERNA OCTUBRE DEL 2018

(CIFRAS EN LEMPIRAS)

INSTITUCION FINANCIERA	REFERENCIA PRÉSTAMO	30.09.2018	DESEMBOLSOS	SERVICIO DEUDA PAGADO				31.10.2018	REVALUACION	31.10.2018
				PRINCIPAL	INTERESES	COMISION	TOTAL	SIN REVALUACION		REVALUADO
DEUDA INTERNA										
GENERACION										
BCO.CENTRAL DE HONDURAS										
Bonos RBCP - 2016	ISIN HNENEE 000835	1,215,330,000.00			-	1,012,775.00	1,012,775.00	1,215,330,000.00	-	1,215,330,000.00
BONOS FIDEICOMISO RECUPERACION DE PERDIDAS ENEE - 2014 (RPE-2014)										
(LPS) ISIN HNENEE 000062-9		2,794,000,000.00			-	2,328,333.33	2,328,333.33	2,794,000,000.00	-	2,794,000,000.00
(LPS) ISIN HNENEE 000063-7		373,583,000.00			-	311,319.17	311,319.17	373,583,000.00	-	373,583,000.00
BONOS FIDEICOMISO RECUPERACION DE PERDIDAS ENEE - 2016 (RPE-2016)										
Ficensa	(LPS) ISIN HNENEE 000090-0	20,000,000.00			-	16,666.67	16,666.67	20,000,000.00	-	20,000,000.00
GOBIERNO CENTRAL										
Gobierno Central	Ptamo Temporal	4,553,496,299.16			-	-	-	4,553,496,299.16	-	4,553,496,299.16
	Bono Soberano	12,111,949,114.43	-		-	-	-	12,111,949,114.43	26,434,310.06	12,138,383,424.49
FONDO - ERP										
	CLUB DE PARIS	4,288,820,557.56			-	-	-	4,288,820,557.56	9,360,344.18	4,298,180,901.74
	MULTILATERALES	1,407,915,711.35			-	-	-	1,407,915,711.35	3,072,773.85	1,410,988,485.20
CONV. SUBSIDIARIO - JICA										
	HO-P6	25,281,535.55	1,196.10		1,196.10	-	1,196.10	25,282,731.65	110,225.96	25,392,957.61
TESORERIA GENERAL DE LA REPUBLICA										
	CUT - LPS	1,294.20	-	1,294.20	-	-	1,294.20	-	-	-
	CUT - USD	-	-	-	-	-	-	-	-	-
BANCA PRIVADA										
Banco Ficohsa	PTAMO Documentos Descontados	2,499,517,035.48	-		-	-	-	2,499,517,035.48	-	2,499,517,035.48
TOTAL GENERACION		29,289,894,547.74	1,196.10	1,294.20	1,196.10	3,669,094.17	3,671,584.47	29,289,894,449.64	38,977,654.04	29,328,872,103.68
DISTRIBUCION										
GOBIERNO CENTRAL										
FONDO - ERP	MULTILATERALES	317,418,289.86						317,418,289.86	692,764.92	318,111,054.78
	BILATERALES	5,530,989.11						5,530,989.11	12,071.38	5,543,060.49
BCO.CENTRAL DE HONDURAS										
BONOS FIDEICOMISO RECUPERACION DE PERDIDAS ENEE - 2013 (RPE-2013)										





EMPRESA NACIONAL DE
ENERGIA ELECTRICA
ENEE

GERENCIA FINANCIERA

DEPARTAMENTO DE PLANIFICACION Y PROGRAMACION FINANCIERA

MOVIMIENTO SERVICIO DEUDA INTERNA OCTUBRE DEL 2018

(CIFRAS EN LEMPIRAS)

INSTITUCION FINANCIERA	REFERENCIA PRÉSTAMO	30.09.2018	DESEMBOLSOS	SERVICIO DEUDA PAGADO				31.10.2018	REVALUACION	31.10.2018
				PRINCIPAL	INTERESES	COMISION	TOTAL	SIN REVALUACION		REVALUADO
FICOHSA	(LPS) ISIN HNENEE 00005-1	833,505,750.00			25,045,505.10	-	25,045,505.10	833,505,750.00	1,819,125.00	835,324,875.00
FICOHSA	(USD) ISIN HNENEE 00003-3	841,925,000.00			25,298,490.00	-	25,298,490.00	841,925,000.00	1,837,500.00	843,762,500.00
FICOHSA	(USD) ISIN HNENEE 00004-1	126,288,750.00			-	105,277.81	105,277.81	126,288,750.00	275,625.00	126,564,375.00
	(LPS) ISIN HNENEE 00007-5	47,989,725.00			-	40,005.57	40,005.57	47,989,725.00	104,737.50	48,094,462.50
LAFISE	(LPS) ISIN HNENEE 00007-5	78,299,025.00			-	65,272.24	65,272.24	78,299,025.00	170,887.50	78,469,912.50
BANPAIS	(LPS) ISIN HNENEE 00005-1	8,419,250.00			252,984.90	-	252,984.90	8,419,250.00	18,375.00	8,437,625.00
TESORERIA GENERAL DE LA REPUBLICA	CUT - LPS	24,824,415.75	(22,068,392.94)		-	-	-	2,756,022.81	-	2,756,022.81
	CUT - USD	3,788,662.50	22,068,392.94	1,377,028.50	-	-	1,377,028.50	24,480,026.94	2,011,704.81	26,491,731.75
TOTAL DISTRIBUCION		2,287,989,857.22	-	1,377,028.50	50,596,980.00	210,555.63	52,184,564.13	2,286,612,828.72	6,942,791.11	2,293,555,619.83
TRANSMISION										
BCO.CENTRAL DE HONDURAS										
BONOS FIDEICOMISO RECUPERACION DE PERDIDAS ENEE - 2013 (RPE-2013)										
BANCO ATLANTIDA	(USD) ISIN HNENEE 00002-5	841,925,000.00			25,289,880.00	-	25,289,880.00	841,925,000.00	1,837,500.00	843,762,500.00
	(LPS) ISIN HNENEE 00006-3	841,925,000.00			-	701,604.25	701,604.25	841,925,000.00	1,837,500.00	843,762,500.00
GOBIERNO CENTRAL										
FONDO - ERP										
	CLUB DE PARIS	620,459,375.10			-	-	-	620,459,375.10	1,354,151.62	621,813,526.71
	MULTILATERALES	56,199,649.83			-	-	-	56,199,649.83	122,655.65	56,322,305.48
	BILATERALES	146,268,346.67			-	-	-	146,268,346.67	319,230.44	146,587,577.11
BID - CONV. SUBSIDIARIO	2016/BL-HO	470,510,681.82			-	-	-	470,510,681.82	1,026,888.83	471,537,570.65
		206,031,075.00			-	-	-	206,031,075.00	449,662.50	206,480,737.50
BID - CONV. SUBSIDIARIO	1584/SF-HO	356,521,670.38			-	-	-	356,521,670.38	778,107.99	357,299,778.37
BID - CONV. SUBSIDIARIO	3103/BL-HO	358,507,661.58	-		-	-	-	358,507,661.58	782,442.41	359,290,103.99
		153,646,140.68	-		-	-	-	153,646,140.68	335,332.46	153,981,473.14
BID - CONV. SUBSIDIARIO	3435/BL-HO	86,301,084.32	-		-	-	-	86,301,084.32	188,351.98	86,489,436.31
		57,534,056.22	-		-	-	-	57,534,056.22	125,567.99	57,659,624.20





EMPRESA NACIONAL DE
ENERGIA ELÉCTRICA
ENEF

GERENCIA FINANCIERA

DEPARTAMENTO DE PLANIFICACION Y PROGRAMACION FINANCIERA

MOVIMIENTO SERVICIO DEUDA INTERNA OCTUBRE DEL 2018

(CIFRAS EN LEMPIRAS)

INSTITUCION FINANCIERA	REFERENCIA PRÉSTAMO	30.09.2018	DESEMBOLSOS	SERVICIO DEUDA PAGADO				31.10.2018	REVALUACION	31.10.2018
				PRINCIPAL	INTERESES	COMISION	TOTAL	SIN REVALUACION		REVALUADO
CUENTA - FDO. CONTRAVALOR HONDURAS- ESPAÑA TESORERIA GENERAL DE LA REPUBLICA	CONV. CONVERSIÓN ICO	243,435,097.59			-	-	-	243,435,097.59	531,296.72	243,966,394.31
	CUT - LPS	-			-	-	-	-	-	-
	CUT - USD	-			-	-	-	-	-	-
TOTAL TRANSMISION		4,439,264,839.18	-	-	25,289,880.00	701,604.25	25,991,484.25	4,439,264,839.18	9,688,688.59	4,448,953,527.77
HOLDING GOBIERNO CENTRAL										
IDA- CONV. SUBSIDIARIO	4536-HN	601,375,000.00			-	-	-	601,375,000.00	1,312,500.00	602,687,500.00
TOTAL HOLDING		601,375,000.00	-	-	-	-	-	601,375,000.00	1,312,500.00	602,687,500.00
TOTAL		36,618,524,244.14	1,196.10	1,378,322.70	75,888,056.10	4,581,254.04	81,847,632.84	36,617,147,117.54	56,921,633.74	36,674,068,751.28



[Handwritten signatures and initials]

DEPARTAMENTO DE PLANIFICACION Y PROGRAMACION FINANCIERA
MOVIMIENTO DEL SERVICIO DE LA DEUDA EXTERNA
AL 31 DE OCTUBRE DE 2018

INSTITUCION FINANCIERA	REFERENCIA DE PRESTAMO	MDA	30.09.2018	DESEMBOLSOS	SERVICIO DE LA DEUDA PAGADA				SALDO AL 31.10.2018
					PRINCIPAL	INTERESES	COMISION	TOTAL	
GENERACION									
BCA. COMERC. EXTERNA									
B.N.P.	240982	USD	233,397.34					-	233,397.34
INDUSTRIAL AND COMMERCIAL BANK OF CHINA *	LINEA DE CREDITO USD 297,719,934.10	USD	266,410,166.79	-				-	266,410,166.79
CLUB DE PARIS									
SUIZA SERV	CP V	CHF	134,694.84		3,198.14	338.64		3,536.78	131,496.70
SERV	CP VI	CHF	1,778,212.61		24,714.29	41,221.14		65,935.43	1,753,498.32

FILE: REVALUACION MENSUAL 2018 - OCTUBRE





EMPRESA NACIONAL DE
ENERGÍA ELÉCTRICA
ENEE

DEPARTAMENTO DE PLANIFICACION Y PROGRAMACION FINANCIERA
MOVIMIENTO DEL SERVICIO DE LA DEUDA EXTERNA
AL 31 DE OCTUBRE DE 2018

INSTITUCION FINANCIERA	REFERENCIA DE PRESTAMO	MDA	30.09.2018	DESEMBOLSOS	SERVICIO DE LA DEUDA PAGADA				SALDO AL 31.10.2018 SIN REVALUACION	REVALUACION	SALDO AL 31.10.2018 REVALUADO
					PRINCIPAL	INTERESES	COMISION	TOTAL			
GENERACION											
BCA. COMERC. EXTERNA											
B.N.P.	240982	USD	233,397.34					-	233,397.34	-	233,397.34
INDUSTRIAL AND COMMERCIAL BANK OF CHINA	LINEA DE CREDITO USD 297,719,934.10	USD	266,410,166.79	-				-	266,410,166.79	-	266,410,166.79
CLUB DE PARIS											
SUIZA SERV	CP V	USD	138,989.62		3,280.14	347.32		3,627.46	135,709.48	(4,893.02)	130,816.45
SERV	CP VI	USD	1,834,911.37		24,726.65	42,278.09		67,004.74	1,810,184.72	(65,757.42)	1,744,427.30
TOTAL DEUDA EXTERNA			268,617,465.12	-	28,006.79	42,625.41	-	70,632.20	268,589,458.33	(70,650.44)	268,518,807.88

FILE: REVALUACION MENSUAL 2018 - OCTUBRE

LG/ELT



DEPARTAMENTO DE PLANIFICACION Y PROGRAMACION FINANCIERA
MOVIMIENTO DEL SERVICIO DE LA DEUDA EXTERNA
AL 31 DE OCTUBRE DE 2018

INSTITUCION FINANCIERA	REFERENCIA DE PRESTAMO	MDA	30.09.2018	DESEMBOLSOS	SERVICIO DE LA DEUDA PAGADA				SALDO AL 31.10.2018 SIN REVALUACION	REVALUACION	SALDO AL 31.10.2018 REVALUADO
					PRINCIPAL	INTERESES	COMISION	TOTAL			
GENERACION											
BCA. COMERC. EXTERNA											
B.N.P.	240982	LPS	5,608,468.06					-	5,608,468.06	18,158.31	5,626,626.37
INDUSTRIAL AND COMMERCIAL BANK OF CHINA *	LINEA DE CREDITO USD 297,719,934.10	LPS	6,401,756,384.91	-				-	6,401,756,384.91	20,726,710.98	6,422,483,095.89
CLUB DE PARIS											
SUIZA											
SERV	CP V	LPS	3,339,878.85		78,915.75	8,356.12		-	87,271.87	(107,305.43)	3,153,657.68
SERV	CP VI	LPS	44,092,369.78		609,837.86	1,017,152.90		-	1,626,990.76	(1,428,750.83)	42,053,781.09
TOTAL DEUDA EXTERNA			6,454,797,101.61	-	688,753.61	1,025,509.02	-	1,714,262.63	6,454,108,348.00	19,208,813.03	6,473,317,161.03

FILE: REVALUACION MENSUAL 2018 - OCTUBRE

LG/ELT



Handwritten signature



Handwritten initials 'a79'

DEPARTAMENTO DE PLANIFICACION Y PROGRAMACION FINANCIERA
 RESUMEN MOVIMIENTO DEL SERVICIO DE LA DEUDA EXTERNA
 AL 31 DE OCTUBRE DE 2018

INSTITUCION FINANCIERA	MDA	30.09.2018	DESEMBOLSOS	SERVICIO DE LA DEUDA PAGADA				SALDO AL 31.10.2018 SIN REVALUACION	REVALUACION	SALDO AL 31.10.2018 REVALUADO
				PRINCIPAL	INTERESES	COMISION	TOTAL			
GENERACION	LPS	6,454,797,101.61	-	688,753.61	1,025,509.02	-	1,714,262.63	6,454,108,348.00	19,208,813.03	6,473,317,161.03
TOTAL DEUDA EXTERNA		6,454,797,101.61	-	688,753.61	1,025,509.02	-	1,714,262.63	6,454,108,348.00	19,208,813.03	6,473,317,161.03

FILE: REVALUACION MENSUAL 2018 - OCTUBRE

