

Tel.:(504) 2235-2928

**Gerencia Financiera**

APARTADO No. 99

**MEMORANDO**

**GF-928-2018**

**PARA :** LIC. LUIS FERNANDO CRUZ MUÑOZ  
JEFE UNIDAD DE TRANSPARENCIA

**DE :** ING. ANIBAL BENDEZÚ  
GERENCIA FINANCIERA

**ASUNTO :** INFORMES DEUDA EXTERNA E INTERNA AGOSTO/2018

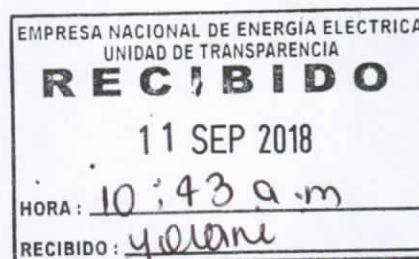
**FECHA :** 07 DE SEPTIEMBRE DE 2018



En cumplimiento al Memorándum – Circular No. GG-229, adjunto remitimos los Informes Preliminares de la Situación de la Deuda al 31.08.2018

- Movimiento del Servicio de la Deuda Externa en Moneda Contratada, US Dólares y Lempiras.
- Movimiento del Servicio de la Deuda Interna en Lempiras.
- Deuda Vencida y Pendiente de pago en US Dólares y Lempiras

Atentamente,



- ☐ Ing. Jesús Mejía – Gerente General ENEE
- ☐ Abg. Francisco Ayes Callejas – Director Legal
- ☐ Lic. Ana Aguilar V.- Departamento de Planificación y Programación Financiera
- ☐ Archivo

AB/ELT



GERENCIA FINANCIERA

RESUMEN SERVICIO DEUDA VENCIDA PENDIENTE DE PAGO  
AL 31 DE AGOSTO DEL 2018

(Cifras en Dolares)

CONCEPTO	PRINCIPAL	INTERESES	INTERESES MORATORIOS	COMISIONES	TOTAL
<b>PRESTAMOS DEUDA EXTERNA E INTERNA</b>					
GENERACION	131,108,987.70	53,639,888.38	3,176,133.34	2,017,502.41	189,942,511.84
DISTRIBUCION	5,514,247.29	2,362,395.19	149,603.05	-	8,026,245.54
TRANSMISION	34,675,784.29	8,114,325.83	206,604.88	340,648.94	43,337,363.95
HOLDING	-	-	-	562,500.00	562,500.00
	<b>171,299,019.28</b>	<b>64,116,609.41</b>	<b>3,532,341.28</b>	<b>2,920,651.36</b>	<b>241,868,621.32</b>
<b>TOTAL DEUDA EXTERNA E INTERNA</b>	<b>171,299,019.28</b>	<b>64,116,609.41</b>	<b>3,532,341.28</b>	<b>2,920,651.36</b>	<b>241,868,621.32</b>

REVISADO POR:

*[Handwritten Signature]*  
ANA LOURDES AGUILAR  
JEFE DEPARTAMENTO DE PLANIFICACION  
Y PROGRAMACION FINANCIERA

**JEFATURA**  
DEPARTAMENTO DE PLANIFICACION Y PROGRAMACION FINANCIERA  
EMPRESA NACIONAL DE ENERGIA ELÉCTRICA

AUTORIZADO POR:

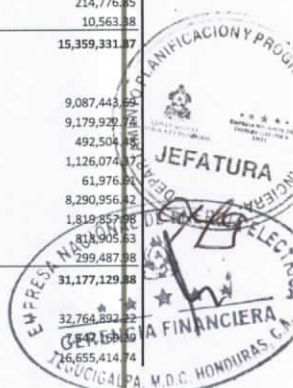
*[Handwritten Signature]*  
ING. ANIBAL BENAVIDES  
GERENCIA FINANCIERA  
EMPRESA NACIONAL DE ENERGIA ELÉCTRICA  
CUCI ALPA, M.D.C. HONDURAS, C.A.

GERENCIA FINANCIERA  
SERVICIO DEUDA VENCIDA Y PENDIENTE DE PAGO  
AL 31 DE AGOSTO DEL 2018

(Cifras en Dolares)

INSTITUCION FINANCIERA	NUMERO PRESTAMO	PRINCIPAL	INTERESES	INTERESES MORATORIOS	COMISIONES	TOTAL
<b>DEUDA EXTERNA</b>						
<b>GENERACION</b>						
SUIZA	CP V					
SERV	CP VI					
BNP	240982	233,397.31	154,969.37			388,366.68
<b>Total Deuda Externa</b>		<b>233,397.31</b>	<b>154,969.37</b>	<b>-</b>	<b>-</b>	<b>388,366.68</b>


INSTITUCION FINANCIERA	NUMERO PRESTAMO	PRINCIPAL	INTERESES	INTERESES MORATORIOS	COMISIONES	TOTAL
<b>DEUDA INTERNA</b>						
<b>ERP</b>						
<b>GENERACION</b>						
<b>Multilaterales</b>						
IDA	0116-HO	1,515,694.14	-	-	62,522.38	1,578,216.52
	0989-HO	6,600,000.00	-	-	853,875.00	7,453,875.00
	2417-HO	2,793,110.99	-	-	827,647.02	3,620,758.00
BID	572/SF-HO	29,046,390.24	3,941,550.07	-	-	32,987,940.30
<b>Sub-total Multilaterales</b>		<b>39,955,195.36</b>	<b>3,941,550.07</b>	<b>-</b>	<b>1,744,044.39</b>	<b>45,640,789.82</b>
<b>Club de paris</b>						
<b>Alemania</b>						
KFW	197965593	3,273,695.91	504,754.28	-	-	3,778,450.19
	199165713	305,044.74	72,066.83	-	-	377,111.57
	199165614 - CP I	46,402.40	1,585.41	-	-	47,987.81
	199365586 - CP II	8,926.68	2,889.60	-	-	11,816.28
	199665969 - CP III	3,852.76	1,948.21	-	-	5,800.97
	200065011 - CP IV - T1	5,704.44	33,526.65	-	-	39,231.09
	200065011 - CP IV - T2	4.71	27.69	-	-	32.41
	200065011 - CP IV - T3	13,557.53	154.56	-	-	13,712.09
	200065011 - CP IV - T4	2,142.61	24.43	-	-	2,167.03
		<b>3,659,331.77</b>	<b>616,977.66</b>	<b>-</b>	<b>-</b>	<b>4,276,309.43</b>
HERMES	HERMES I	534,670.72	37,100.21	-	-	571,770.92
	HERMES CP II	1,862,301.11	1,162,606.90	-	-	3,024,908.01
	HERMES CP III	170,744.21	149,959.80	-	-	320,704.01
	HERMES CP IV	1,458,974.05	3,154,124.09	-	-	4,613,098.14
	HERMES 1era. Capital. CP IV	24,581.83	53,142.92	-	-	77,724.75
	HERMES 2da. Capital. CP IV	210,989.02	23,261.54	-	-	234,250.57
	HERMES 3ra. Capital. CP IV	16,842.00	1,856.83	-	-	18,698.83
		<b>4,279,102.93</b>	<b>4,582,052.29</b>	<b>-</b>	<b>-</b>	<b>8,861,155.22</b>
FRANCIA	COFACE	CP I	438,003.65	16,591.88	-	454,595.53
	CP II	3,713,008.83	1,301,033.25	-	-	5,014,042.08
	CP IV	1,439,624.07	2,007,106.52	-	-	3,446,730.59
	CP IV - CAPITALIZACION	213,933.56	13,539.09	-	-	227,472.65
		<b>5,804,570.11</b>	<b>3,338,270.74</b>	<b>-</b>	<b>-</b>	<b>9,142,840.85</b>
ITALIA	SACE	HOND 1 (CP I)	804,389.26	50,601.11	-	854,990.37
	HOND 2 (CP II)	6,642,502.86	506,026.49	-	-	7,148,529.35
	HOND 3 (CP III)	1,408,647.76	139,636.39	-	-	1,548,284.15
	HOND 4 (CP IV)	2,848,293.16	2,733,894.60	-	-	5,582,187.76
	HOND 4 (CP IV 1era. CAPITAL)	205,820.50	8,956.35	-	-	214,776.85
	HOND 4 (CP IV 2da. CAPITAL)	10,127.31	436.07	-	-	10,563.38
		<b>11,919,780.85</b>	<b>3,439,551.01</b>	<b>-</b>	<b>-</b>	<b>15,359,331.87</b>
JAPON	EXIMBANK-JAPON	R1 - (CP I)	7,071,309.69	1,049,215.97	966,918.03	9,087,443.69
	R2 - (CP II)	7,458,490.32	1,535,635.05	185,797.36	-	9,179,922.73
	R2 - (CP II - CAPITAL)	480,707.78	-	11,796.70	-	492,504.48
	R3 - (CP III)	860,594.61	242,136.60	23,343.16	-	1,126,074.37
	R3 - (CP III - CAPITAL)	60,459.72	-	1,516.89	-	61,976.61
	R4 - (CP IV 2,005 MM)	3,063,779.76	5,190,137.46	37,039.19	-	8,290,956.42
	R4 - (CP IV 201 MM)	308,486.35	1,490,900.44	20,471.19	-	1,819,857.98
	R4 - (CP IV 2da FASE)	614,069.53	159,799.39	45,036.71	-	819,905.63
	R4 - (CP IV 3era FASE)	299,487.98	-	-	-	299,487.98
		<b>20,217,385.74</b>	<b>9,667,824.91</b>	<b>1,291,919.24</b>	<b>-</b>	<b>31,177,129.88</b>
JBIC	HO - P1	27,198,282.83	4,285,800.65	1,280,808.74	-	32,764,892.22
	HO - R1 (CP I)	6,058,861.31	1,065,987.94	222,320.04	-	7,347,169.29
	HO - R2 (CP II)	6,740,593.75	9,746,692.96	168,128.02	-	16,655,414.74



GERENCIA FINANCIERA  
SERVICIO DEUDA VENCIDA Y PENDIENTE DE PAGO  
AL 31 DE AGOSTO DEL 2018

(Cifras en Dolares)

INSTITUCION FINANCIERA	NUMERO PRESTAMO	PRINCIPAL	INTERESES	INTERESES MORATORIOS	COMISIONES	TOTAL
SUIZA SERV	HO - R3 (CP III)	613,467.38	1,419,470.71	21,298.49	-	2,054,236.58
	HO - R4 (CP IV)	562,742.45	11,005,989.25	191,658.81	-	11,760,390.51
		41,173,947.71	27,523,941.52	1,884,214.11	-	70,582,103.34
	SERV - CP II	2,141,995.81	71,934.03	-	-	2,213,929.84
	SERV - CP III	1,450,213.82	13,629.20	-	-	1,463,843.02
	SERV - CP IV	133,906.33	65,752.26	-	-	199,658.59
	SERV - DIFERIMIENTO CPIV	6,264.00	162.31	-	-	6,426.31
		3,732,379.97	151,477.79	-	-	3,883,857.75
Club de paris ESTADOS UNIDOS EXIMBANK-USA	R - 190 Q (CP II)	31,046.40	16,881.43	-	-	47,927.83
	R-244-Q (CP IV)	87,024.81	204,520.10	-	-	291,544.91
	R-244-R (CP IV CAPITALIZACIÓN)	15,824.74	1,871.49	-	-	17,696.23
		133,895.95	223,273.02	-	-	357,168.97
Sub total - Club de Paris		90,920,395.03	49,543,368.94	3,176,133.34	-	143,639,897.31
Total Generacion - ERP		130,875,590.39	53,484,919.01	3,176,133.34	1,744,044.39	189,280,687.14
<b>DISTRIBUCION</b>						
<b>Multilaterales</b>						
BID	936/SF-HO	5,284,316.32	2,348,599.34	-	-	7,632,915.66
<b>Bilaterales</b>						
FIV	Arreglo de Pagos N° I (REORG. DEUDA)	229,930.97	13,795.86	149,603.05	-	393,329.88
Total Distribucion - ERP		5,514,247.29	2,362,395.19	149,603.05	-	8,026,245.54
<b>TRANSMISION</b>						
<b>Multilaterales</b>						
IDA	0201-HO	1,962,490.32	-	-	110,390.09	2,072,880.41
<b>Club de paris</b>						
<b>Alemania</b>						
KFW	199165614 - CP I	46,402.40	1,585.41	-	-	47,987.81
	199365586 - CP II	8,926.68	2,889.60	-	-	11,816.28
	199665969 - CP III	3,852.76	1,948.21	-	-	5,800.97
	200065011 - CPIV - T1	15,591.12	91,633.49	-	-	107,224.61
	200065011 - CPIV - T2	34.55	203.09	-	-	237.64
	200065011 - CPIV - T4	5,792.99	66.04	-	-	5,859.03
		80,600.50	98,325.83	-	-	178,926.33
<b>ESPAÑA</b>						
ICO	01039001.0 (150688)	693,023.80	18,592.84	-	-	711,616.64
	REPROGRAMACION 01039014.0	357,663.89	-	-	-	357,663.89
	01039014.0	2,103,684.24	314,905.68	-	-	2,418,589.92
	11039001.0 (CP I)	178,667.34	8,840.93	-	-	187,508.27
	11039002.0 (CP II)	1,949,707.30	960,155.88	-	-	2,909,863.19
	11039003.0 (CP III)	676,804.22	585,249.91	-	-	1,262,054.13
	11039004.1 (CP V)	-	230,507.57	-	-	230,507.57
		5,959,550.80	2,118,252.82	-	-	8,077,803.62
<b>CESCE</b>						
	CP I	165,056.49	4,584.38	-	-	169,640.87
	CP II	1,166,362.78	356,702.05	-	-	1,523,064.83
	CP III	636,540.35	6,125.93	-	-	642,666.29
	CP IV	37,066.73	1,817.85	-	-	38,884.57
	CP IV - DIFERIMIENTO III FASE	360,586.47	36,804.17	-	-	397,390.64
	CP IV - REORG. DEUDA BBV, BEX	3,577,740.25	200,098.41	-	-	3,777,838.66
	CP IV - REORGANIZACIÓN DEUDA	289,347.44	60,810.29	-	-	350,157.73
	CP V - DIFER. DEUDA POST CUT	2,242,321.97	186,665.52	-	-	2,428,987.49
	CP VI - RESTRUCT. DEUDA	4,571,343.36	625,347.86	-	-	5,196,691.22
		13,046,365.84	1,478,956.46	-	-	14,525,322.30
Sub total - Club de Paris		19,086,517.14	3,695,535.12	-	-	22,782,052.26
<b>Bilaterales</b>						
FIV	Arreglo de Pagos N° I (REORG. DEUDA)	205,626.84	12,337.61	133,789.73	-	351,754.19
	Arreglo de Pagos N° II (DÓLAR DEUDA)	107,815.07	5,401.53	72,815.15	-	186,031.75
Sub total - Bilaterales		313,441.91	17,739.14	206,604.88	-	537,785.93
Total Transmision - ERP		21,362,449.36	3,713,274.26	206,604.88	110,390.09	25,922,718.60



GERENCIA FINANCIERA  
SERVICIO DEUDA VENCIDA Y PENDIENTE DE PAGO  
AL 31 DE AGOSTO DEL 2018

(Cifras en Dolares)

INSTITUCION FINANCIERA	NUMERO PRESTAMO	PRINCIPAL	INTERESES	INTERESES MORATORIOS	COMISIONES	TOTAL
<b>Total Deuda Interna - ERP</b>		<b>157,752,287.05</b>	<b>59,560,588.47</b>	<b>3,532,341.28</b>	<b>1,854,434.48</b>	<b>222,699,651.27</b>
<b>Deuda Interna Gobierno Central</b>						
<b>GENERACION</b>						
CTA. JICA - CONV. SUBSIDIARIO	HO-P6	-	-	-	273,458.02	273,458.02
<b>Total - Generacion Gobierno Central</b>		<b>-</b>	<b>-</b>	<b>-</b>	<b>273,458.02</b>	<b>273,458.02</b>
<b>DISTRIBUCION</b>						
<b>Banco Central de Honduras</b>						
<b>BONOS FIDEICOMISO RECUPERACION DE PERDIDAS ENEE - 2013 (RPE-2013)</b>						
FICOHSA	(LPS) ISIN HNENEE 00005-1 (USD) ISIN HNENEE 00003-3	-	-	-	-	-
BANPAIS	(LPS) ISIN HNENEE 00005-1	-	-	-	-	-
<b>Total Distribucion</b>		<b>-</b>	<b>-</b>	<b>-</b>	<b>-</b>	<b>-</b>
<b>TRANSMISION</b>						
<b>Banco Central de Honduras</b>						
<b>BONOS FIDEICOMISO RECUPERACION DE PERDIDAS ENEE - 2013 (RPE-2013)</b>						
BANCO ATLANTIDA	(LPS) ISIN HNENEE 00006-3	-	-	-	-	-
<b>CUENTA FDO. DE CONTRAVALOR HONDURAS - ESPAÑA</b>						
ICO	01039004.0 (030491) 11039004.2 (CP V - Consol. Diferida) 11039005.0 (CP VI) 01039014.0	5,548,008.98 3,148,126.61 107,902.26 450,789.48	485,200.36 219,363.21 6,752.28 153,794.35	- - - -	- - - -	6,033,209.35 3,367,489.83 114,654.84 604,583.83
		<b>9,254,827.34</b>	<b>865,110.21</b>	<b>-</b>	<b>-</b>	<b>10,119,937.14</b>
CTA. BID - CONV. SUBSIDIARIO	1584/SF-HO 2016/BLHO 3103/BL-HO 3435/BL-HO	1,507,230.97 2,551,276.62 - -	851,671.92 1,568,471.27 983,671.23 132,126.94	- - - -	- - 67,824.90 162,433.96	2,358,902.89 4,119,747.89 1,051,496.13 294,560.80
		<b>4,058,507.59</b>	<b>3,535,941.36</b>	<b>-</b>	<b>230,258.86</b>	<b>7,824,707.11</b>
<b>Total - Transmision Gobierno Central</b>		<b>13,313,334.93</b>	<b>4,401,051.57</b>	<b>-</b>	<b>230,258.86</b>	<b>17,944,645.15</b>
<b>HOLDING</b>						
CTA. IDA - CONV. SUBSIDIARIO	4536-HN	-	-	-	562,500.00	562,500.00
<b>Total - Otros Gobierno Central</b>		<b>-</b>	<b>-</b>	<b>-</b>	<b>562,500.00</b>	<b>562,500.00</b>
<b>Total Deuda Interna Gobierno Central</b>		<b>13,313,334.93</b>	<b>4,401,051.57</b>	<b>-</b>	<b>1,066,216.88</b>	<b>18,780,603.37</b>
<b>Total General Deuda Interna</b>		<b>171,065,621.97</b>	<b>63,961,640.04</b>	<b>3,532,341.28</b>	<b>2,920,651.36</b>	<b>241,480,254.64</b>
<b>TOTAL DEUDA EXTERNA E INTERNA</b>		<b>171,299,019.28</b>	<b>64,116,609.41</b>	<b>3,532,341.28</b>	<b>2,920,651.36</b>	<b>241,868,621.32</b>





DEPARTAMENTO DE PLANIFICACION Y PROGRAMACION FINANCIERA

RESUMEN SERVICIO DEUDA VENCIDA PENDIENTE DE PAGO  
AL 31 DE AGOSTO DEL 2018

(Cifras en Lempiras)

CONCEPTO	PRINCIPAL	INTERESES	INTERESES MORATORIOS	COMISIONES	TOTAL
<b>PRESTAMOS DEUDA EXTERNA E INTERNA</b>					
GENERACION	3,150,509,641.78	1,288,950,425.85	76,321,531.36	48,479,977.73	4,564,261,576.72
DISTRIBUCION	132,505,708.14	56,767,647.79	3,594,916.45	-	192,868,272.37
TRANSMISION	833,248,693.76	194,984,815.46	4,964,653.37	8,185,691.90	1,041,383,854.50
HOLDING	-	-	-	13,516,706.25	13,516,706.25
	<b>4,116,264,043.68</b>	<b>1,540,702,889.10</b>	<b>84,881,101.18</b>	<b>70,182,375.88</b>	<b>5,812,030,409.85</b>
<b>TOTAL DEUDA EXTERNA E INTERNA</b>	<b>4,116,264,043.68</b>	<b>1,540,702,889.10</b>	<b>84,881,101.18</b>	<b>70,182,375.88</b>	<b>5,812,030,409.85</b>

REVISADO POR:

*[Signature]*  
**ANA LOURDES AGUILAR**  
 JEFE DEPARTAMENTO DE PLANIFICACION  
 Y PROGRAMACION FINANCIERA

**DEPARTAMENTO DE PLANIFICACION Y PROGRAMACION FINANCIERA**  
**JEFATURA**

AUTORIZADO POR:

*[Signature]*  
**ING. ANIBAL BARRERO**  
 GERENCIA FINANCIERA

**INSTITUTO NACIONAL DE ENERGIA ELECTRICA**  
**ENERGIA FINANCIERA**  
 TEGUCIGALPA, D.C. HONDURAS, C.A.



DEPARTAMENTO DE PLANIFICACION Y PROGRAMACION FINANCIERA

SERVICIO DEUDA VENCIDA Y PENDIENTE DE PAGO  
AL 31 DE AGOSTO DEL 2018

(Cifras en Lempiras)

INSTITUCION FINANCIERA	NUMERO PRESTAMO	PRINCIPAL	INTERESES	INTERESES MORATORIOS	COMISIONES	TOTAL
<b>DEUDA EXTERNA</b>						
<b>GENERACION</b>						
SUIZA						
SERV	CP V			-	-	-
SERV	CP VI			-	-	-
BNP	240982	5,608,467.34	3,723,867.47	-	-	9,332,334.81
<b>Total Deuda Externa</b>		<b>5,608,467.34</b>	<b>3,723,867.47</b>	<b>-</b>	<b>-</b>	<b>9,332,334.81</b>

<b>DEUDA INTERNA</b>						
<b>ERP</b>						
<b>GENERACION</b>						
<b>Multilaterales</b>						
IDA	0116-HO	36,421,675.48	-	-	1,502,393.93	37,924,069.40
	0989-HO	158,596,020.00	-	-	20,518,360.09	179,114,380.09
	2417-HO	67,117,619.09	-	-	19,888,109.53	87,005,728.62
BID	572/SF-HO	697,976,043.47	94,714,265.66	-	-	792,690,309.13
<b>Sub-total Multilaterales</b>		<b>960,111,358.04</b>	<b>94,714,265.66</b>	<b>-</b>	<b>41,908,863.55</b>	<b>1,096,734,487.24</b>
<b>Club de paris</b>						
<b>Alemania</b>						
KFW	197965593	78,665,930.53	12,129,093.94	-	-	90,795,024.47
	199165713	7,330,133.49	1,731,744.40	-	-	9,061,877.89
	199165614 - CP I	1,115,035.75	38,096.87	-	-	1,153,132.62
	199365586 - CP II	214,505.34	69,436.26	-	-	283,941.60
	199665969 - CP III	92,580.60	46,814.87	-	-	139,395.47
	200065011 - CPV - T1	137,076.04	805,635.30	-	-	942,711.34
	200065011 - CPV - T2	113.22	665.47	-	-	778.69
	200065011 - CPV - T3	325,783.31	3,714.04	-	-	329,497.35
	200065011 - CPV - T4	51,486.23	586.95	-	-	52,073.18
		<b>87,932,644.51</b>	<b>14,825,788.10</b>	<b>-</b>	<b>-</b>	<b>102,758,432.62</b>
<b>HERMES</b>						
	HERMES I	12,847,976.89	891,506.81	-	-	13,739,483.69
	HERMES CP II	44,750,536.95	27,937,094.94	-	-	72,687,631.90
	HERMES CP III	4,102,932.16	3,603,489.01	-	-	7,706,421.17
	HERMES CP IV	35,058,708.76	75,792,655.73	-	-	110,851,364.49
	HERMES 1era. Capital. CP IV	590,693.96	1,277,008.38	-	-	1,867,702.34
	HERMES 2da. Capital. CP IV	5,070,002.97	558,967.87	-	-	5,628,970.84
	HERMES 3ra. Capital. CP IV	404,708.11	44,619.10	-	-	449,327.21
		<b>102,825,559.79</b>	<b>110,105,341.84</b>	<b>-</b>	<b>-</b>	<b>212,930,901.64</b>
<b>FRANCIA</b>						
<b>COFACE</b>						
	CP I	10,525,096.36	398,697.92	-	-	10,923,794.28
	CP II	89,222,488.29	31,263,438.65	-	-	120,485,926.93
	CP IV	34,593,734.44	48,230,167.57	-	-	82,823,902.01
	CP IV - CAPITALIZACION	5,140,759.21	325,340.32	-	-	5,466,099.53
		<b>139,482,078.30</b>	<b>80,217,644.46</b>	<b>-</b>	<b>-</b>	<b>219,699,722.76</b>
<b>ITALIA</b>						
<b>SACE</b>						
	HOND 1 (CP I)	19,329,232.67	1,215,929.54	-	-	20,545,162.11
	HOND 2 (CP II)	159,617,350.96	12,159,664.82	-	-	171,777,015.78
	HOND 3 (CP III)	33,849,383.10	3,355,420.57	-	-	37,204,803.68
	HOND 4 (CP IV)	68,443,630.15	65,694,667.12	-	-	134,138,297.28
	HOND 4 (CP IV 1era. CAPITAL)	4,945,804.87	215,218.29	-	-	5,161,023.16
	HOND 4 (CP IV 2da. CAPITAL)	243,356.22	10,478.59	-	-	253,834.81
		<b>286,428,757.98</b>	<b>82,651,378.94</b>	<b>-</b>	<b>-</b>	<b>369,080,136.92</b>
<b>JAPON</b>						
<b>EXIMBANK-JAPON</b>						
	R1 - (CP I)	169,921,450.42	25,212,344.98	23,234,750.13	-	218,368,545.53
	R2 - (CP II)	179,225,284.87	36,900,849.64	4,464,654.85	-	220,590,789.36
	R2 - (CP II - CAPITAL)	11,551,263.69	-	283,471.20	-	11,834,734.89
	R3 - (CP III)	20,679,830.25	5,818,469.75	560,929.18	-	27,059,229.19
	R3 - (CP III - CAPITAL)	1,452,828.99	-	36,450.39	-	1,489,279.38
	R4 - (CP IV 2,005 MM)	73,621,708.60	124,717,446.24	890,040.67	-	199,229,195.51
	R4 - (CP IV 201 MM)	7,412,834.37	35,825,890.27	491,916.58	-	43,730,641.22
	R4 - (CP IV 2da FASE)	14,755,906.55	3,839,931.41	1,082,218.05	-	19,678,056.01
	R4 - (CP IV 3era FASE)	7,196,606.31	-	-	-	7,196,606.31
		<b>485,817,714.05</b>	<b>232,314,932.28</b>	<b>31,044,431.66</b>	<b>-</b>	<b>749,177,077.99</b>
<b>JBIC</b>						
	HO - P1	653,566,576.88	102,986,503.82	30,777,449.80	-	787,330,530.49
	HO - R1 (CP I)	145,592,619.56	25,615,370.47	5,342,283.96	-	176,550,273.99
	HO - R2 (CP II)	161,974,445.74	234,210,107.94	4,040,065.89	-	400,224,619.57





DEPARTAMENTO DE PLANIFICACION Y PROGRAMACION FINANCIERA

SERVICIO DEUDA VENCIDA Y PENDIENTE DE PAGO  
AL 31 DE AGOSTO DEL 2018

(Cifras en Lempiras)

INSTITUCION FINANCIERA	NUMERO PRESTAMO	PRINCIPAL	INTERESES	INTERESES MORATORIOS	COMISIONES	TOTAL
SUIZA SERV	HO - R3 (CP III)	14,741,437.00	34,109,455.43	511,796.38	-	49,362,688.81
	HO - R4 (CP IV)	13,522,532.22	264,470,619.97	4,605,503.68	-	282,598,655.87
		<b>989,397,611.39</b>	<b>661,392,057.63</b>	<b>45,277,099.70</b>	-	<b>1,696,066,768.72</b>
	SERV - CP II	51,471,516.60	1,728,553.07	-	-	53,200,069.66
	SERV - CP III	34,848,203.13	327,505.50	-	-	35,175,708.63
SERV - CP IV	3,217,728.97	1,580,007.03	-	-	4,797,736.00	
SERV - DIFERIMIENTO CP IV	150,522.16	3,900.21	-	-	154,422.37	
	<b>89,687,970.85</b>	<b>3,639,965.81</b>	-	-	<b>93,327,936.66</b>	
<u>Club de paris</u>						
ESTADOS UNIDOS EXIMBANK-USA	R - 190 Q (CP II)	746,035.68	405,655.65	-	-	1,151,691.33
	R-244-Q (CP IV)	2,091,180.09	4,914,556.64	-	-	7,005,736.73
	R-244-R (CP IV CAPITALIZACION)	380,263.75	44,971.36	-	-	425,235.11
		<b>3,217,479.52</b>	<b>5,365,183.65</b>	-	-	<b>8,582,663.17</b>
<b>Sub total - Club de Paris</b>		<b>2,184,789,816.40</b>	<b>1,190,512,292.72</b>	<b>76,321,531.36</b>	-	<b>3,451,623,640.49</b>
<b>Total Generacion - ERP</b>		<b>3,144,901,174.44</b>	<b>1,285,226,558.38</b>	<b>76,321,531.36</b>	<b>41,908,863.55</b>	<b>4,548,358,127.73</b>
<b>DISTRIBUCION</b>						
<u>Multilaterales</u>						
BID	936/SF-HO	126,980,535.94	56,436,137.48	-	-	183,416,673.42
<u>Bilaterales</u>						
FIV	Arreglo de Pagos N° I (REORG. DEUDA)	5,525,172.20	331,510.31	3,594,916.45	-	9,451,598.95
<b>Total Distribucion - ERP</b>		<b>132,505,708.14</b>	<b>56,767,647.79</b>	<b>3,594,916.45</b>	-	<b>192,868,272.37</b>
<b>TRANSMISION</b>						
<u>Multilaterales</u>						
IDA	0201-HO	47,158,053.64	-	-	2,652,640.63	49,810,694.27
<u>Club de paris</u>						
Alemania KFW	199185614 - CP I	1,115,035.75	38,096.87	-	-	1,153,132.62
	199365586 - CP II	214,505.34	69,436.26	-	-	283,941.60
	199665969 - CP III	92,580.60	46,814.87	-	-	139,395.47
	200065011 - CP IV - T1	374,649.89	2,201,925.23	-	-	2,576,575.12
	200065011 - CP IV - T2	830.31	4,880.08	-	-	5,710.39
	200065011 - CP IV - T4	139,203.86	1,586.97	-	-	140,790.83
		<b>1,936,805.76</b>	<b>2,362,740.28</b>	-	-	<b>4,299,546.03</b>
ESPAÑA ICO	01039001.0 (150688)	16,653,154.11	446,780.36	-	-	17,099,934.48
	REPROGRAMACION 01039014.0	8,594,555.95	-	-	-	8,594,555.95
	01039014.0	50,550,901.18	7,567,089.11	-	-	58,117,990.29
	11039001.0 (CP I)	4,293,322.64	212,444.94	-	-	4,505,767.58
	11039002.0 (CP II)	46,850,881.61	23,072,257.84	-	-	69,923,139.45
	11039003.0 (CP III)	16,263,402.35	14,063,379.84	-	-	30,326,782.19
	11039004.1 (CP V)	-	5,539,027.76	-	-	5,539,027.76
		<b>143,206,217.85</b>	<b>50,900,979.86</b>	-	-	<b>194,107,197.71</b>
CESCE	CP I	3,966,257.92	110,161.30	-	-	4,076,419.22
	CP II	28,027,347.64	8,571,443.28	-	-	36,598,790.92
	CP III	15,295,873.71	147,204.33	-	-	15,443,078.04
	CP IV	890,702.33	43,682.28	-	-	934,384.61
	CP IV - DIFERIMIENTO III FASE	8,664,784.70	884,393.14	-	-	9,549,177.85
	CP IV - REORG. DEUDA BBV, BEX	85,972,024.78	4,808,304.87	-	-	90,780,329.64
	CP IV - REORGANIZACION DEUDA	6,952,932.19	1,461,253.10	-	-	8,414,185.29
	CP V - DIFER. DEUDA POST CUT	53,882,324.30	4,485,516.41	-	-	58,367,840.71
	CP VI - RESTRUCT. DEUDA	109,848,009.63	15,026,921.45	-	-	124,874,931.08
		<b>313,500,257.19</b>	<b>35,538,880.16</b>	-	-	<b>349,039,137.35</b>
<b>Sub total - Club de Paris</b>		<b>458,643,280.80</b>	<b>88,802,600.30</b>	-	-	<b>547,445,881.10</b>
<u>Bilaterales</u>						
FIV	Arreglo de Pagos N° I (REORG. DEUDA)	4,941,151.34	296,469.06	3,214,927.17	-	8,452,547.57
	Arreglo de Pagos N° II (DÓLAR DEUDA)	2,590,763.70	129,797.18	1,749,726.20	-	4,470,286.98
<b>Sub total - Bilaterales</b>		<b>7,531,915.04</b>	<b>426,266.24</b>	<b>4,964,653.37</b>	-	<b>12,922,834.65</b>
<b>Total Transmision - ERP</b>		<b>513,333,249.49</b>	<b>89,228,866.53</b>	<b>4,964,653.37</b>	<b>2,652,640.63</b>	<b>610,179,410.03</b>





DEPARTAMENTO DE PLANIFICACION Y PROGRAMACION FINANCIERA

SERVICIO DEUDA VENCIDA Y PENDIENTE DE PAGO  
AL 31 DE AGOSTO DEL 2018

(Cifras en Lempiras)

INSTITUCION FINANCIERA	NUMERO PRESTAMO	PRINCIPAL	INTERESES	INTERESES MORATORIOS	COMISIONES	TOTAL
<b>Total Deuda Interna - ERP</b>		<b>3,790,740,132.07</b>	<b>1,431,223,072.70</b>	<b>84,881,101.18</b>	<b>44,561,504.18</b>	<b>5,351,405,810.13</b>
<b>Deuda Interna Gobierno Central</b>						
<b>GENERACION</b>						
CTA. JICA - CONV. SUBSIDIARIO	HO-P6	-	-	-	6,571,114.18	6,571,114.18
<b>Total - Generacion Gobierno Central</b>		<b>-</b>	<b>-</b>	<b>-</b>	<b>6,571,114.18</b>	<b>6,571,114.18</b>
<b>DISTRIBUCION</b>						
<b>Banco Central de Honduras</b>						
<b>BONOS FIDEICOMISO RECUPERACION DE PERDIDAS ENEE - 2013 (RPE-2013)</b>						
FICOHSA	(LPS) ISIN HNENEE 00005-1 (USD) ISIN HNENEE 00003-3	-	-	-	-	-
BANPAIS	(LPS) ISIN HNENEE 00005-1	-	-	-	-	-
<b>Total Distribucion</b>		<b>-</b>	<b>-</b>	<b>-</b>	<b>-</b>	<b>-</b>
<b>TRANSMISION</b>						
<b>Banco Central de Honduras</b>						
<b>BONOS FIDEICOMISO RECUPERACION DE PERDIDAS ENEE - 2013 (RPE-2013)</b>						
(LPS) ISIN HNENEE 00006-3						
<b>CUENTA FDO. DE CONTRAVALOR HONDURAS - ESPAÑA</b>						
ICO	01039004.0 (030491) 11039004.2 (CP V - Consol. Diferida) 11039005.0 (CP VI) 01039014.0	133,316,991.46 75,648,538.10 2,592,858.89 10,832,335.97	11,659,219.14 5,271,232.19 162,255.33 3,695,632.09	- - - -	- - - -	144,976,210.61 80,919,770.29 2,755,114.22 14,527,968.06
		<b>222,390,724.42</b>	<b>20,788,338.76</b>	<b>-</b>	<b>-</b>	<b>243,179,063.17</b>
CTA. BID - CONV. SUBSIDIARIO	1584/SF-HO 2016/BLHO 3103/BL-HO 3435/BL-HO	36,218,308.06 61,306,411.80 - -	20,465,420.69 37,689,894.09 23,637,324.57 3,174,970.83	- - - -	- - 1,629,811.94 3,903,239.33	56,683,728.75 98,996,305.89 25,267,136.51 7,078,210.16
		<b>97,524,719.86</b>	<b>84,967,610.18</b>	<b>-</b>	<b>5,533,051.27</b>	<b>188,025,381.00</b>
<b>Total - Transmision Gobierno Central</b>		<b>319,915,444.27</b>	<b>105,755,948.93</b>	<b>-</b>	<b>5,533,051.27</b>	<b>431,204,444.48</b>
<b>HOLDING</b>						
CTA. IDA - CONV. SUBSIDIARIO	4536-HN	-	-	-	13,516,706.25	13,516,706.25
<b>Total - Otros Gobierno Central</b>		<b>-</b>	<b>-</b>	<b>-</b>	<b>13,516,706.25</b>	<b>13,516,706.25</b>
<b>Total Deuda Interna Gobierno Central</b>		<b>319,915,444.27</b>	<b>105,755,948.93</b>	<b>-</b>	<b>25,620,871.70</b>	<b>451,292,264.91</b>
<b>Total General Deuda Interna</b>		<b>4,110,655,576.34</b>	<b>1,536,979,021.63</b>	<b>84,881,101.18</b>	<b>70,182,375.88</b>	<b>5,802,698,075.04</b>
<b>TOTAL DEUDA EXTERNA E INTERNA</b>		<b>4,116,264,043.68</b>	<b>1,540,702,889.10</b>	<b>84,881,101.18</b>	<b>70,182,375.88</b>	<b>5,812,030,409.85</b>

FILE: INFORMES MENSUALES AGOSTO /2018



DEPARTAMENTO DE PLANIFICACION Y PROGRAMACION FINANCIERA  
RESUMEN MOVIMIENTO DEL SERVICIO DE LA DEUDA EXTERNA  
AL 31 DE AGOSTO DE 2018

INSTITUCION FINANCIERA	MDA	31.07.2018	DESEMBOLSOS	SERVICIO DE LA DEUDA PAGADA				SALDO AL 31.08.2018 SIN REVALUACION	REVALUACION	SALDO AL 31.08.2018 REVALUADO
				PRINCIPAL	INTERESES	COMISION	TOTAL			
GENERACION	LPS	6,439,699,339.98	-	-	-	-	-	6,439,699,339.98	15,097,761.63	6,454,797,101.61
<b>TOTAL DEUDA EXTERNA</b>		<b>6,439,699,339.98</b>	<b>-</b>	<b>-</b>	<b>-</b>	<b>-</b>	<b>-</b>	<b>6,439,699,339.98</b>	<b>15,097,761.63</b>	<b>6,454,797,101.61</b>


FILE: REVALUACION MENSUAL 2018 - AGOSTO


REVISADO POR:

  
ANA LOURDES AGUILAR  
JEFE DEPARTAMENTO DE PLANIFICACION  
Y PROGRAMACION FINANCIERA



AUTORIZADO POR:

  
Ing. Anibal Bendeau  
GERENCIA FINANCIERA



DEPARTAMENTO DE PLANIFICACION Y PROGRAMACION FINANCIERA  
MOVIMIENTO DEL SERVICIO DE LA DEUDA EXTERNA  
AL 31 DE AGOSTO DE 2018

INSTITUCION FINANCIERA	REFERENCIA DE PRESTAMO	MDA	31.07.2018	DESEMBOLSOS	SERVICIO DE LA DEUDA PAGADA				SALDO AL 31.08.2018 SIN REVALUACION	REVALUACION	SALDO AL 31.08.2018 REVALUADO
					PRINCIPAL	INTERESES	COMISION	TOTAL			
<b>GENERACION</b>											
BCA. COMERC. EXTERNA											
B.N.P.	240982	LPS	5,596,144.68					-	5,596,144.68	12,323.38	5,608,468.06
INDUSTRIAL AND COMMERCIAL BANK OF CHINA *	LINEA DE CREDITO USD 297,719,934.10	LPS	6,387,689,928.11	-				-	6,387,689,928.11	14,066,456.81	6,401,756,384.91
CLUB DE PARIS											
SUIZA											
SERV	CP V	LPS	3,268,128.63		-	-	-	-	3,268,128.63	71,750.23	3,339,878.85
SERV	CP VI	LPS	43,145,138.56		-	-	-	-	43,145,138.56	947,231.22	44,092,369.78
<b>TOTAL DEUDA EXTERNA</b>			<b>6,439,699,339.98</b>	<b>-</b>	<b>-</b>	<b>-</b>	<b>-</b>	<b>-</b>	<b>6,439,699,339.98</b>	<b>15,097,761.63</b>	<b>6,454,797,101.61</b>

FILE: REVALUACION MENSUAL 2018 - AGOSTO





\*\*\*  
EMPRESA NACIONAL DE  
ENERGÍA ELÉCTRICA  
ENEE

DEPARTAMENTO DE PLANIFICACION Y PROGRAMACION FINANCIERA  
MOVIMIENTO DEL SERVICIO DE LA DEUDA EXTERNA  
AL 31 DE AGOSTO DE 2018

INSTITUCION FINANCIERA	REFERENCIA DE PRESTAMO	MDA	31.07.2018	DESEMBOLSOS	SERVICIO DE LA DEUDA PAGADA				SALDO AL 31.08.2018 SIN REVALUACION	REVALUACION	SALDO AL 31.08.2018 REVALUADO
					PRINCIPAL	INTERESES	COMISION	TOTAL			
<b>GENERACION</b>											
BCA. COMERC. EXTERNA											
B.N.P.	240982	USD	233,397.34					-	233,397.34	-	233,397.34
INDUSTRIAL AND COMMERCIAL BANK OF CHINA *	LINEA DE CREDITO USD 297,719,934.10	USD	266,410,166.79	-				-	266,410,166.79	-	266,410,166.79
CLUB DE PARIS											
SUIZA SERV	CP V	USD	136,303.22		-	-	-	-	136,303.22	2,686.40	138,989.62
SERV	CP VI	USD	1,799,446.07		-	-	-	-	1,799,446.07	35,465.30	1,834,911.37
<b>TOTAL DEUDA EXTERNA</b>			<b>268,579,313.42</b>	<b>-</b>	<b>-</b>	<b>-</b>	<b>-</b>	<b>-</b>	<b>268,579,313.42</b>	<b>38,151.70</b>	<b>268,617,465.12</b>

FILE: REVALUACION MENSUAL 2018 - AGOSTO  
LG/ELT



**DEPARTAMENTO DE PLANIFICACION Y PROGRAMACION FINANCIERA**  
**MOVIMIENTO DEL SERVICIO DE LA DEUDA EXTERNA**  
**AL 31 DE AGOSTO DE 2018**

INSTITUCION FINANCIERA	REFERENCIA DE PRESTAMO	MDA	31.07.2018	DESEMBOLSOS	SERVICIO DE LA DEUDA PAGADA				SALDO AL 31.08.2018
					PRINCIPAL	INTERESES	COMISION	TOTAL	
<b>GENERACION</b>									
BCA. COMERC. EXTERNA									
B.N.P.	240982	USD	233,397.34					-	233,397.34
INDUSTRIAL AND COMMERCIAL BANK OF CHINA *	LINEA DE CREDITO USD 297,719,934.10	USD	266,410,166.79	-		-		-	266,410,166.79
CLUB DE PARIS									
SUIZA SERV	CP V	CHF	134,694.84		-	-		-	134,694.84
SERV	CP VI	CHF	1,778,212.61		-	-		-	1,778,212.61

FILE: REVALUACION MENSUAL 2018 - AGOSTO

LG/ELT

LG





ESTADOS UNIDOS MEXICANOS  
 EMPRESA NACIONAL DE  
 ENERGIA ELECTRICA  
 ENEE

**GERENCIA FINANCIERA**

**DEPARTAMENTO DE PLANIFICACION Y PROGRAMACION FINANCIERA  
 RESUMEN MOVIMIENTO SERVICIO DEUDA INTERNA AGOSTO DEL 2018**

(CIFRAS EN LEMPIRAS)

INSTITUCION FINANCIERA	REFERENCIA PRÉSTAMO	31.07.2018	DESEMBOLSOS	SERVICIO DEUDA PAGADO				31.08.2018	REVALUACION	31.08.2018
				PRINCIPAL	INTERESES	COMISION	TOTAL	SIN REVALUACION		REVALUADO
<b>DEUDA INTERNA</b>										
GENERACION		29,232,070,692.36	1,294.20	-	925,000.00	3,670,388.37	4,595,388.37	29,232,071,986.56	39,158,891.67	29,271,230,878.23
DISTRIBUCION		2,257,196,557.14	-	-	3,773,085.75	1,610,919.49	5,384,005.24	2,280,641,978.57	4,967,579.93	2,285,609,558.50
TRANSMISION		4,446,920,154.43	-	-	-	1,400,093.49	1,400,093.49	4,424,851,761.49	9,744,052.53	4,434,595,814.01
HOLDING		599,422,500.00	-	-	-	-	-	599,422,500.00	1,320,000.00	600,742,500.00
<b>GRAN TOTAL</b>		<b>36,535,609,903.93</b>	<b>1,294.20</b>	<b>-</b>	<b>4,698,085.75</b>	<b>6,681,401.36</b>	<b>11,379,487.11</b>	<b>36,536,988,226.62</b>	<b>55,190,524.13</b>	<b>36,592,178,750.74</b>

REVISADO POR:

  
 ANA LOURDES AGUILAR  
 JEFE DEPARTAMENTO DE PLANIFICACION  
 Y PROGRAMACION FINANCIERA



AUTORIZADO POR

  
 ING. ANIBAL BENDEZU  
 GERENCIA FINANCIERA



GERENCIA FINANCIERA

DEPARTAMENTO DE PLANIFICACION Y PROGRAMACION FINANCIERA  
MOVIMIENTO SERVICIO DEUDA INTERNA AGOSTO DEL 2018

(CIFRAS EN LEMPIRAS)

INSTITUCION FINANCIERA	REFERENCIA PRÉSTAMO	31.07.2018	DESEMBOLSOS	SERVICIO DEUDA PAGADO				31.08.2018	REVALUACION	31.08.2018	
				PRINCIPAL	INTERESES	COMISION	TOTAL	SIN REVALUACION		REVALUADO	
<b>DEUDA INTERNA</b>											
<b>GENERACION</b>											
BCO.CENTRAL DE HONDURAS											
Bonos RBCP - 2016	ISIN HNENEE 000835	1,215,330,000.00			-	1,012,775.00	1,012,775.00	1,215,330,000.00	-	1,215,330,000.00	
BONOS FIDEICOMISO RECUPERACION DE PERDIDAS ENEE - 2014 (RPE-2014)	(LPS) ISIN HNENEE 000062-9	2,794,000,000.00			-	2,328,333.33	2,328,333.33	2,794,000,000.00	-	2,794,000,000.00	
	(LPS) ISIN HNENEE 000063-7	373,583,000.00			-	311,319.17	311,319.17	373,583,000.00	-	373,583,000.00	
BONOS FIDEICOMISO RECUPERACION DE PERDIDAS ENEE - 2016 (RPE-2016)											
Ficensa	(LPS) ISIN HNENEE 000090-0	20,000,000.00			925,000.00	16,666.67	941,666.67	20,000,000.00	-	20,000,000.00	
GOBIERNO CENTRAL											
Gobierno Central	Ptamo Temporal	4,553,496,299.16			-	-	-	4,553,496,299.16	-	4,553,496,299.16	
	Bono Soberano	12,072,624,931.28	-		-	-	-	12,072,624,931.28	26,585,363.26	12,099,210,294.54	
FONDO - ERP											
	CLUB DE PARIS	4,274,895,931.26						4,274,895,931.26	9,413,831.86	4,284,309,763.13	
	MULTILATERALES	1,403,344,594.45						1,403,344,594.45	3,090,332.55	1,406,434,927.00	
CONV. SUBSIDIARIO - JICA	HO-P6	25,278,900.73	-			1,294.20	1,294.20	25,278,900.73	69,363.99	25,348,264.72	
TESORERIA GENERAL DE LA REPUBLICA											
	CUT - LPS	-	1,294.20			-	-	1,294.20	-	1,294.20	
	CUT - USD	-	-			-	-	-	-	-	
BANCA PRIVADA											
Banco Ficohsa	PTAMO Documentos Descontados	2,499,517,035.48	-					2,499,517,035.48	-	2,499,517,035.48	
<b>TOTAL GENERACION</b>		<b>29,232,070,692.36</b>	<b>1,294.20</b>		<b>-</b>	<b>925,000.00</b>	<b>3,670,388.37</b>	<b>4,595,388.37</b>	<b>29,232,071,986.56</b>	<b>39,158,891.67</b>	<b>29,271,230,878.23</b>
<b>DISTRIBUCION</b>											
GOBIERNO CENTRAL											
FONDO - ERP	MULTILATERALES	316,387,719.56						316,387,719.56	696,723.58	317,084,443.14	
	BILATERALES	5,513,031.50						5,513,031.50	12,140.35	5,525,171.86	
BCO.CENTRAL DE HONDURAS											





EMPRESA NACIONAL DE  
ENERGIA ELÉCTRICA  
ENEE

GERENCIA FINANCIERA

DEPARTAMENTO DE PLANIFICACION Y PROGRAMACION FINANCIERA

MOVIMIENTO SERVICIO DEUDA INTERNA AGOSTO DEL 2018

(CIFRAS EN LEMPIRAS)

INSTITUCION FINANCIERA	REFERENCIA PRÉSTAMO	31.07.2018	DESEMBOLSOS	SERVICIO DEUDA PAGADO				31.08.2018	REVALUACION	31.08.2018	
				PRINCIPAL	INTERESES	COMISION	TOTAL	SIN REVALUACION		REVALUADO	
<b>BONOS FIDEICOMISO RECUPERACION DE PERDIDAS ENEE - 2013 (RPE-2013)</b>											
FICOHSA	(LPS) ISIN HNENEE 00005-1	830,799,585.00				693,496.65	693,496.65	830,799,585.00	1,829,520.00	832,629,105.00	
FICOHSA	(USD) ISIN HNENEE 00003-3	839,191,500.00				700,501.75	700,501.75	839,191,500.00	1,848,000.00	841,039,500.00	
FICOHSA	(USD) ISIN HNENEE 00004-1	125,878,725.00				104,958.00	104,958.00	125,878,725.00	277,200.00	126,155,925.00	
	(LPS) ISIN HNENEE 00007-5	47,833,915.50				1,433,772.59	39,884.04	1,473,656.63	47,833,915.50	105,336.00	47,939,251.50
LAFISE	(LPS) ISIN HNENEE 00007-5	78,044,809.50				2,339,313.17	65,073.96	2,404,387.13	78,044,809.50	171,864.00	78,216,673.50
BANPAIS	(LPS) ISIN HNENEE 00005-1	8,391,915.00				7,005.10	7,005.10	8,391,915.00	18,480.00	8,410,395.00	
<b>TESORERIA GENERAL DE LA REPUBLICA</b>											
	CUT - LPS	24,824,415.75				-	-	24,824,415.75	-	24,824,415.75	
	CUT - USD	3,776,361.75	-					3,776,361.75	8,316.00	3,784,677.75	
<b>TOTAL DISTRIBUCION</b>		<b>2,280,641,978.57</b>	<b>-</b>	<b>-</b>	<b>3,773,085.75</b>	<b>1,610,919.49</b>	<b>5,384,005.24</b>	<b>2,280,641,978.57</b>	<b>4,967,579.93</b>	<b>2,285,609,558.50</b>	
<b>TRANSMISION</b>											
<b>BCO.CENTRAL DE HONDURAS</b>											
<b>BONOS FIDEICOMISO RECUPERACION DE PERDIDAS ENEE - 2013 (RPE-2013)</b>											
BANCO ATLANTIDA	(USD) ISIN HNENEE 00002-5	839,191,500.00				700,259.66	700,259.66	839,191,500.00	1,848,000.00	841,039,500.00	
	(LPS) ISIN HNENEE 00006-3	839,191,500.00				-	699,833.83	699,833.83	839,191,500.00	1,848,000.00	841,039,500.00
<b>GOBIERNO CENTRAL</b>											
<b>FONDO - ERP</b>											
	CLUB DE PARIS	618,444,913.35					-	618,444,913.35	1,361,889.63	619,806,802.98	
	MULTILATERALES	56,017,184.95					-	56,017,184.95	123,356.54	56,140,541.49	
	BILATERALES	145,793,453.39					-	145,793,453.39	321,054.61	146,114,508.01	
<b>BID - CONV. SUBSIDIARIO</b>											
	2016/BL-HO	468,983,062.43					-	468,983,062.43	1,032,756.77	470,015,819.20	
		205,362,148.50					-	205,362,148.50	452,232.00	205,814,380.50	
<b>BID - CONV. SUBSIDIARIO</b>											
	1584/SF-HO	355,364,142.11					-	355,364,142.11	782,554.32	356,146,696.43	
<b>BID - CONV. SUBSIDIARIO</b>											
	3103/BL-HO	357,343,685.34	-				-	357,343,685.34	786,913.51	358,130,598.85	
		153,147,293.72					-	153,147,293.72	337,248.65	153,484,542.36	
<b>BID - CONV. SUBSIDIARIO</b>											
	3435/BL-HO	86,020,888.33	-				-	86,020,888.33	189,428.28	86,210,316.61	
		57,347,258.89	-				-	57,347,258.89	126,285.52	57,473,544.40	







EMPRESA NACIONAL DE  
ENERGIA ELÉCTRICA  
ENEE

## GERENCIA FINANCIERA

### DEPARTAMENTO DE PLANIFICACION Y PROGRAMACION FINANCIERA

#### MOVIMIENTO SERVICIO DEUDA INTERNA AGOSTO DEL 2018

(CIFRAS EN LEMPIRAS)

INSTITUCION FINANCIERA	REFERENCIA PRÉSTAMO	31.07.2018	DESEMBOLSOS	SERVICIO DEUDA PAGADO				31.08.2018	REVALUACION	31.08.2018
				PRINCIPAL	INTERESES	COMISION	TOTAL	SIN REVALUACION		REVALUADO
CUENTA - FDO. CONTRAVALOR HONDURAS- ESPAÑA	CONV. CONVERSIÓN ICO	242,644,730.47					-	242,644,730.47	534,332.70	243,179,063.17
TESORERIA GENERAL DE LA REPUBLICA	CUT - LPS	-						-	-	-
	CUT - USD	-						-	-	-
<b>TOTAL TRANSMISION</b>		<b>4,424,851,761.49</b>	<b>-</b>	<b>-</b>	<b>-</b>	<b>1,400,093.49</b>	<b>1,400,093.49</b>	<b>4,424,851,761.49</b>	<b>9,744,052.53</b>	<b>4,434,595,814.01</b>
<b>HOLDING</b>										
GOBIERNO CENTRAL										
IDA- CONV. SUBSIDIARIO	4536-HN	599,422,500.00					-	599,422,500.00	1,320,000.00	600,742,500.00
<b>TOTAL HOLDING</b>		<b>599,422,500.00</b>	<b>-</b>	<b>-</b>	<b>-</b>	<b>-</b>	<b>-</b>	<b>599,422,500.00</b>	<b>1,320,000.00</b>	<b>600,742,500.00</b>
<b>TOTAL</b>		<b>36,536,986,932.42</b>	<b>1,294.20</b>	<b>-</b>	<b>4,698,085.75</b>	<b>6,681,401.36</b>	<b>11,379,487.11</b>	<b>36,536,988,226.62</b>	<b>55,190,524.13</b>	<b>36,592,178,750.74</b>

