

Gerencia Financiera

MEMORANDO

GF-352-2018

PARA : LIC. LUIS FERNANDO CRUZ MUÑOZ
JEFE UNIDAD DE TRANSPARENCIA

DE : LIC. MAURO ERNESTO ARGUETA SUAZO
GERENCIA FINANCIERA

ASUNTO : INFORMES DEUDA EXTERNA E INTERNA MARZO/2018


FECHA : 05 DE ABRIL DE 2018



En cumplimiento al Memorandum – Circular No. GG-229, adjunto remitimos los Informes Preliminares de la Situación de la Deuda al 31.03.2018

- Movimiento del Servicio de la Deuda Externa en Moneda Contratada, US Dólares y Lempiras.
- Movimiento del Servicio de la Deuda Interna en Lempiras.
- Deuda Vencida y Pendiente de pago en US Dólares y Lempiras

Atentamente,



Ing. Jesús Mejía – Gerente General ENEE
Abg. Francisco Ayes Callejas – Director Legal
Lic. Ana Aguilar V.- Departamento de Planificación y Programación Financiera
Archivo
RJCF/ELT

GERENCIA FINANCIERA

RESUMEN SERVICIO DEUDA VENCIDA PENDIENTE DE PAGO
AL 31 DE MARZO DEL 2018

(Cifras en Dolares)

CONCEPTO	PRINCIPAL	INTERESES	INTERESES MORATORIOS	COMISIONES	TOTAL
PRESTAMOS DEUDA EXTERNA E INTERNA					
GENERACION	127,960,573.43	52,800,491.66	3,176,133.34	1,956,182.45	185,893,480.88
DISTRIBUCION	5,274,513.77	2,281,555.74	149,603.05	-	7,705,672.56
TRANSMISION	33,474,769.28	7,291,995.80	206,604.88	317,199.59	41,290,569.55
HOLDING	-	-	-	468,750.00	468,750.00
	166,709,956.49	62,374,043.19	3,532,341.28	2,742,132.04	235,358,473.00
TOTAL DEUDA EXTERNA E INTERNA	166,709,956.49	62,374,043.19	3,532,341.28	2,742,132.04	235,358,473.00

ELABORADO POR:


 EMMA L. YABORA
 OFICIAL CONTABLE I

REVISADO POR:


 LORENA GONZALEZ
 COORDINADORA GESTION DEUDA EXTERNA





GERENCIA FINANCIERA
SERVICIO DEUDA VENCIDA Y PENDIENTE DE PAGO
AL 31 DE MARZO DEL 2018

(Cifras en Dolares)

INSTITUCION FINANCIERA	NUMERO PRESTAMO	PRINCIPAL	INTERESES	INTERESES MORATORIOS	COMISIONES	TOTAL
DEUDA EXTERNA						
GENERACION						
SUIZA	CP V					
SERV	CP VI					
BNP	240982	233,397.31	154,969.37			388,366.68
Total Deuda Externa		233,397.31	154,969.37	-	-	388,366.68

DEUDA INTERNA						
ERP						
GENERACION						
Multilaterales						
IDA	0116-HO	1,515,694.14	-	-	62,522.38	1,578,216.52
	0989-HO	6,300,000.00	-	-	826,875.00	7,126,875.00
	2417-HO	2,660,474.78	-	-	793,327.05	3,453,801.83
BID	572/SF-HO	27,719,151.96	3,901,748.72	-	-	31,620,900.68
Sub-total Multilaterales		38,195,320.88	3,901,748.72	-	1,682,724.43	43,779,794.03
Club de paris						
Alemania						
KFW	197965593	3,151,979.26	491,974.03	-	-	3,643,953.29
	199165713	293,746.78	69,948.47	-	-	363,695.25
	199165814 - CP I	46,402.40	1,585.41	-	-	47,987.81
	199365586 - CP II	8,926.68	2,889.60	-	-	11,816.28
	199663969 - CP III	3,458.59	1,888.81	-	-	5,347.40
	200063011 - CP IV - T1	3,701.10	32,250.42	-	-	35,951.52
	200065011 - CP IV - T2	3.06	26.64	-	-	29.70
	200065011 - CP IV - T3	13,557.53	154.56	-	-	13,712.09
	200065011 - CP IV - T4	2,142.61	24.43	-	-	2,167.03
		3,523,917.99	600,742.37	-	-	4,124,660.36
HERMES	HERMES I	534,670.72	37,100.21	-	-	571,770.92
	HERMES CP II	1,862,301.11	1,162,606.90	-	-	3,024,908.01
	HERMES CP III	156,364.85	148,255.76	-	-	304,620.61
	HERMES CP IV	1,308,773.61	3,067,477.11	-	-	4,376,250.72
	HERMES 1era. Capital. CP IV	22,051.14	51,683.03	-	-	73,734.17
	HERMES 2da. Capital. CP IV	210,989.02	23,261.54	-	-	234,250.57
	HERMES 3ra. Capital. CP IV	16,842.00	1,856.83	-	-	18,698.83
		4,111,992.44	4,492,241.38	-	-	8,604,233.82
FRANCIA						
COFACE	CP I	438,003.65	16,591.88	-	-	454,595.53
	CP II	3,713,008.83	1,301,033.25	-	-	5,014,042.08
	CP IV	1,291,415.69	1,951,232.08	-	-	3,242,647.77
	CP IV - CAPITALIZACION	213,933.56	13,539.09	-	-	227,472.65
		5,656,361.73	3,282,396.31	-	-	8,938,758.04
ITALIA						
SACE	HOND 1 (CP I)	804,389.26	50,601.11	-	-	854,990.37
	HOND 2 (CP II)	6,642,502.86	506,026.49	-	-	7,148,529.35
	HOND 3 (CP III)	1,334,227.89	138,435.96	-	-	1,472,663.85
	HOND 4 (CP IV)	2,652,359.62	2,639,116.62	-	-	5,291,476.24
	HOND 4 (CP IV 1era. CAPITAL)	205,820.50	8,956.35	-	-	214,776.85
	HOND 4 (CP IV 2da. CAPITAL)	10,127.31	436.07	-	-	10,563.38
		11,649,427.44	3,343,572.60	-	-	14,993,000.04
JAPON						
EXIMBANK-JAPON	R1 - (CP I)	7,071,309.69	1,049,215.97	966,918.03	-	9,087,443.69
	R2 - (CP II)	7,458,490.32	1,535,635.05	185,797.36	-	9,179,922.74
	R2 - (CP II - CAPITAL)	480,707.78	-	11,796.70	-	492,504.48
	R3 - (CP III)	821,302.43	240,640.50	23,343.16	-	1,085,286.09
	R3 - (CP III - CAPITAL)	58,627.61	-	1,516.89	-	60,144.50
	R4 - (CP IV 2,005 MM)	2,839,271.39	5,039,385.59	37,039.19	-	7,915,696.17
	R4 - (CP IV 201 MM)	285,881.01	1,447,312.93	20,471.19	-	1,753,665.13
	R4 - (CP IV 2da FASE)	614,069.53	159,799.39	45,036.71	-	818,905.63
	R4 - (CP IV 3era FASE)	283,725.45	-	-	-	283,725.45
		19,913,385.21	9,471,989.44	1,291,919.24	-	30,677,293.88
IBIC						
	HO - P1	27,198,282.83	4,285,800.65	1,280,808.74	-	32,764,892.22
	HO - R1 (CP I)	6,058,861.31	1,065,987.94	222,320.04	-	7,347,169.29
	HO - R2 (CP II)	6,740,593.75	9,746,692.96	168,128.02	-	16,655,414.74



GERENCIA FINANCIERA
SERVICIO DEUDA VENCIDA Y PENDIENTE DE PAGO
AL 31 DE MARZO DEL 2018

(Cifras en Dolares)

INSTITUCION FINANCIERA	NUMERO PRESTAMO	PRINCIPAL	INTERESES	INTERESES MORATORIOS	COMISIONES	TOTAL
SUIZA SERV	HO - R3 (CP III)	550,704.19	1,384,766.62	21,298.49	-	1,956,769.31
	HO - R4 (CP IV)	365,112.66	10,708,623.04	191,658.81	-	11,265,394.51
		40,913,554.74	27,191,871.22	1,884,214.11	-	69,989,640.07
	SERV - CP II	2,141,995.81	71,934.03	-	-	2,213,929.83
	SERV - CP III	1,373,597.99	13,511.02	-	-	1,387,109.01
	SERV - CP IV	124,850.67	63,562.14	-	-	188,412.81
SERV - DIFERIMIENTO CPV	6,264.00	162.31	-	-	6,426.31	
		3,646,708.47	149,169.50	-	-	3,795,877.97
<u>Club de paris</u> ESTADOS UNIDOS EXIMBANK-USA	R - 190 Q (CP II)	31,046.40	16,881.43	-	-	47,927.83
	R-244-Q (CP IV)	69,736.08	193,037.84	-	-	262,773.91
	R-244-R (CP IV CAPITALIZACION)	15,824.74	1,871.49	-	-	17,696.23
		116,607.22	211,790.76	-	-	328,397.97
Sub total - Club de Paris		89,531,955.24	48,743,773.57	3,176,133.34	-	141,451,862.14
Total Generacion - ERP		127,727,276.12	52,645,522.29	3,176,133.34	1,682,724.43	185,211,656.18
DISTRIBUCION						
<u>Multilaterales</u> IID	936/5F-HO	5,044,582.81	2,267,759.88	-	-	7,312,342.69
<u>Bilaterales</u> FIV	Arreglo de Pagos N° I (REORG. DEUDA)	229,930.97	13,795.86	149,603.05	-	393,329.88
Total Distribucion - ERP		5,274,513.77	2,281,555.74	149,603.05	-	7,705,672.56
TRANSMISION						
<u>Multilaterales</u> IDA	0201-HO	1,869,038.40	-	-	108,637.86	1,977,676.26
<u>Club de paris</u> Alemania KFW	299185614 - CP I	46,402.40	1,585.41	-	-	47,987.81
	299365588 - CP II	8,926.68	2,889.60	-	-	11,816.28
	299665989 - CP III	3,458.59	1,888.81	-	-	5,347.40
	200065011 - CPV - T1	10,115.67	88,145.37	-	-	98,261.03
	200065011 - CPV - T2	22.42	195.35	-	-	217.77
	200065011 - CPV - T4	5,792.99	66.04	-	-	5,859.03
		74,718.74	94,770.59	-	-	169,489.32
ESPAÑA ICO	01039001.0 (150688)	693,023.80	18,592.84	-	-	711,616.64
	REPROGRAMACION 01039014.0	357,663.89	-	-	-	357,663.89
	01039014.0	1,803,157.92	279,097.14	-	-	2,082,255.06
	11039001.0 (CP I)	178,667.34	8,840.93	-	-	187,508.27
	11039002.0 (CP II)	1,949,707.30	960,155.88	-	-	2,909,863.19
	11039003.0 (CP III)	605,071.98	567,078.15	-	-	1,172,150.12
	11039004.1 (CP V)	-	222,320.09	-	-	222,320.09
		5,587,292.24	2,056,085.03	-	-	7,643,377.26
CESCE	CP I	165,056.49	4,584.38	-	-	169,640.87
	CP II	1,166,362.78	356,702.05	-	-	1,523,064.83
	CP III	603,103.16	6,074.07	-	-	609,177.23
	CP IV	37,066.73	1,817.85	-	-	38,884.57
	CP IV - DIFERIMIENTO II FASE	360,586.47	36,804.17	-	-	397,390.64
	CP IV - REORG. DEUDA REV.BEK	3,577,740.25	200,098.41	-	-	3,777,838.66
	CP IV - REORGANIZACION DEUDA	269,779.80	58,752.36	-	-	328,532.16
	CP V - DIFER. DEUDA POST CUT	2,242,321.97	186,665.52	-	-	2,428,987.49
	CP VI - RESTRUCT. DEUDA	4,571,343.36	625,347.86	-	-	5,196,691.22
		12,993,361.01	1,476,846.68	-	-	14,470,207.69
Sub total - Club de Paris		18,655,371.98	3,627,702.29	-	-	22,283,074.27
<u>Bilaterales</u> FIV	Arreglo de Pagos N° I (REORG. DEUDA)	205,626.84	12,337.61	133,789.73	-	351,754.19
	Arreglo de Pagos N° II (DÓLAR DEUDA)	107,815.07	5,401.53	72,815.15	-	186,031.75
Sub total - Bilaterales		313,441.91	17,739.14	206,604.88	-	537,785.93
Total Transmision - ERP		20,837,852.29	3,645,441.43	206,604.88	108,637.86	24,798,536.46

GERENCIA FINANCIERA
SERVICIO DEUDA VENCIDA Y PENDIENTE DE PAGO
AL 31 DE MARZO DEL 2018

(Cifras en Dolares)

INSTITUCION FINANCIERA	NUMERO PRESTAMO	PRINCIPAL	INTERESES	INTERESES MORATORIOS	COMISIONES	TOTAL
Total Deuda Interna - ERP		153,839,642.18	58,572,519.45	3,532,341.28	1,791,362.29	217,735,865.30
Deuda Interna Gobierno Central						
GENERACION						
CTA. JICA - CONV. SUBSIDIARIO	HO-P6	-	-	-	273,458.02	273,458.02
Total - Generacion Gobierno Central		-	-	-	273,458.02	273,458.02
DISTRIBUCION						
Banco Central de Honduras						
BONOS FIDEICOMISO RECUPERACION DE PERDIDAS ENEE - 2013 (RPE-2013)						
FICOHSA	(LPS) ISIN HNENEE 00005-1 (USD) ISIN HNENEE 00003-3	-	-	-	-	-
BANPAIS	(LPS) ISIN HNENEE 00005-1	-	-	-	-	-
Total Distribucion		-	-	-	-	-
TRANSMISION						
Banco Central de Honduras						
BONOS FIDEICOMISO RECUPERACION DE PERDIDAS ENEE - 2013 (RPE-2013)						
BANCO ATLANTIDA	(LPS) ISIN HNENEE 00005-3	-	-	-	-	-
CUENTA FDO. DE CONTRAVALOR HONDURAS - ESPAÑA						
ICO	01039004.0 (030491)	5,548,008.98	485,200.36	-	-	6,033,209.35
	11039004.2 (CP V - Consol. Diferida)	3,148,126.61	219,363.21	-	-	3,367,489.83
	11039005.0 (CP VI)	107,902.26	6,752.28	-	-	114,654.54
	01039014.0	450,789.48	153,794.35	-	-	604,583.83
		9,254,827.34	865,110.21	-	-	10,119,937.54
CTA. BID - CONV. SUBSIDIARIO	1584/SF-HO 2016/BLHO 3103/BL-HO 3435/BL-HO	1,256,025.81 2,126,063.85 - -	716,392.78 1,295,484.28 703,957.11 65,610.00	- - - -	- - 66,362.97 142,198.76	1,972,418.59 3,421,548.13 770,320.67 207,808.76
		3,382,089.66	2,781,444.16	-	208,561.73	6,372,095.55
Total - Transmision Gobierno Central		12,636,916.99	3,646,554.37	-	208,561.73	16,492,033.09
HOLDING						
CTA. IDA - CONV. SUBSIDIARIO	4536-HN	-	-	-	468,750.00	468,750.00
Total - Otros Gobierno Central		-	-	-	468,750.00	468,750.00
Total Deuda Interna Gobierno Central		12,636,916.99	3,646,554.37	-	950,769.75	17,234,241.11
Total General Deuda Interna		166,476,559.18	62,219,073.82	3,532,341.28	2,742,132.04	234,970,106.32
TOTAL DEUDA EXTERNA E INTERNA		166,709,956.49	62,374,043.19	3,532,341.28	2,742,132.04	235,358,473.00



DEPARTAMENTO DE PLANIFICACION Y PROGRAMACION FINANCIERA

RESUMEN SERVICIO DEUDA VENCIDA PENDIENTE DE PAGO
AL 31 DE MARZO DEL 2018

(Cifras en Lempiras)

CONCEPTO	PRINCIPAL	INTERESES	INTERESES MORATORIOS	COMISIONES	TOTAL
PRESTAMOS DEUDA EXTERNA E INTERNA					
GENERACION	3,024,977,523.76	1,248,198,342.75	75,083,474.58	46,243,957.50	4,394,503,298.99
DISTRIBUCION	124,688,978.18	53,935,749.50	3,536,601.18	-	182,161,328.86
TRANSMISION	791,340,198.40	172,382,051.42	4,884,118.79	7,498,566.59	976,104,935.20
HOLDING	-	-	-	11,081,203.13	11,081,203.13
	3,941,006,700.34	1,474,516,143.67	83,504,194.55	64,823,727.22	5,563,850,765.78
TOTAL DEUDA EXTERNA E INTERNA	3,941,006,700.34	1,474,516,143.67	83,504,194.55	64,823,727.22	5,563,850,765.78

ELABORADO POR:

EMMA L. TRUBORA
OFICIAL CONTABLE I

REVISADO POR:

LORENA GONZALEZ
COORDINADORA DE DEUDA EXTERNA





DEPARTAMENTO DE PLANIFICACION Y PROGRAMACION FINANCIERA

SERVICIO DEUDA VENCIDA Y PENDIENTE DE PAGO
AL 31 DE MARZO DEL 2018

(Cifras en Lempiras)

INSTITUCION FINANCIERA	NUMERO PRESTAMO	PRINCIPAL	INTERESES	INTERESES MORATORIOS	COMISIONES	TOTAL
DEUDA EXTERNA						
GENERACION						
SUIZA						
SERV	CP V			-	-	
SERV	CP VI			-	-	
BNP	240982	5,517,489.07	3,663,460.41	-	-	9,180,949.48
Total Deuda Externa		5,517,489.07	3,663,460.41	-	-	9,180,949.48

DEUDA INTERNA						
ERP						
GENERACION						
Multilaterales						
IDA	0116-HO	35,830,857.90	-	-	1,478,022.70	37,308,880.60
	0989-HO	148,931,370.00	-	-	19,547,242.31	168,478,612.31
	2417-HO	62,893,357.72	-	-	18,754,172.24	81,647,529.96
BID	572/SF-HO	655,277,980.50	92,236,949.58	-	-	747,514,930.08
Sub-total Multilaterales		902,933,566.11	92,236,949.58	-	39,779,437.25	1,034,949,952.95
Club de Paris						
Alemania						
KFW	197965593	74,512,474.41	11,630,216.93	-	-	86,142,691.35
	199165713	6,944,144.57	1,653,574.76	-	-	8,597,719.33
	199165814 - CP I	1,096,948.09	37,478.88	-	-	1,134,426.98
	199605588 - CP II	211,025.72	68,309.89	-	-	279,335.61
	199605989 - CP III	81,760.62	44,651.39	-	-	126,412.01
	200065011 - CP IV - T1	87,493.55	762,396.75	-	-	849,890.30
	200065011 - CP IV - T2	72.27	629.75	-	-	702.02
	200065011 - CP IV - T3	320,498.59	3,653.79	-	-	324,152.38
	200065011 - CP IV - T4	50,651.04	577.43	-	-	51,228.47
		83,305,068.87	14,201,489.58	-	-	97,506,558.45
HERMES	HERMES I	12,639,562.24	877,045.15	-	-	13,516,607.39
	HERMES CP II	44,024,611.98	27,483,910.77	-	-	71,508,522.76
	HERMES CP III	3,696,449.33	3,504,751.42	-	-	7,201,200.75
	HERMES CP IV	30,939,277.17	72,514,852.15	-	-	103,454,129.32
	HERMES 3era. Capital. CP IV	521,286.86	1,221,781.62	-	-	1,743,068.48
	HERMES 2da. Capital. CP IV	4,987,759.44	549,900.52	-	-	5,537,659.97
	HERMES 3ra. Capital. CP IV	398,143.10	43,895.30	-	-	442,038.41
		97,207,090.13	106,196,136.94	-	-	203,403,227.07
FRANCIA						
COFACE	CP I	10,354,362.54	392,230.41	-	-	10,746,592.94
	CP II	87,775,157.45	30,756,295.88	-	-	118,531,453.33
	CP IV	30,528,937.75	46,126,931.36	-	-	76,655,869.11
	CP IV - CAPITALIZACIÓN	5,057,367.91	320,062.79	-	-	5,377,430.70
		133,715,825.65	77,595,520.43	-	-	211,311,346.08
ITALIA						
SACE	HOND 1 (CP I)	19,015,681.74	1,196,205.23	-	-	20,211,886.98
	HOND 2 (CP II)	157,028,103.35	11,962,415.70	-	-	168,990,519.04
	HOND 3 (CP III)	31,541,013.87	3,272,612.27	-	-	34,813,626.15
	HOND 4 (CP IV)	62,701,516.14	62,388,453.08	-	-	125,089,969.22
	HOND 4 (CP IV 1era. CAPITAL)	4,865,576.04	211,727.10	-	-	5,077,303.14
	HOND 4 (CP IV 2da. CAPITAL)	239,408.60	10,308.62	-	-	249,717.22
		275,391,299.73	79,041,722.00	-	-	354,433,021.73
JAPON						
EXIMBANK-JAPON	R1 - (CP I)	167,165,053.91	24,803,360.59	22,857,845.48	-	214,826,259.98
	R2 - (CP II)	176,317,965.34	36,302,259.09	4,392,231.04	-	217,012,455.47
	R2 - (CP II - CAPITAL)	11,363,883.80	-	278,872.85	-	11,642,756.65
	R3 - (CP III)	19,415,507.24	5,688,717.42	551,830.02	-	25,656,054.68
	R3 - (CP III - CAPITAL)	1,385,950.82	-	35,859.11	-	1,421,809.93
	R4 - (CP IV 2,005 MM)	67,120,091.71	119,130,571.47	875,602.79	-	187,126,265.98
	R4 - (CP IV 201 MM)	6,758,198.49	34,214,333.02	483,936.91	-	41,456,468.42
	R4 - (CP IV 2da FASE)	14,516,542.25	3,777,641.60	1,064,663.35	-	19,358,847.20
	R4 - (CP IV 3era FASE)	6,707,241.37	-	-	-	6,707,241.37
		470,750,434.93	223,916,883.19	30,540,841.54	-	725,208,159.67
JIBC						
	HO - P1	642,964,686.23	101,315,898.73	30,278,190.55	-	774,558,775.51
	HO - R1 (CP I)	143,230,875.42	25,199,848.37	5,255,623.61	-	173,686,347.40
	HO - R2 (CP II)	159,346,962.29	230,410,847.02	3,974,529.58	-	393,732,338.89

DEPARTAMENTO DE PLANIFICACION Y PROGRAMACION FINANCIERA

SERVICIO DEUDA VENCIDA Y PENDIENTE DE PAGO
AL 31 DE MARZO DEL 2018

(Cifras en Lempiras)

INSTITUCION FINANCIERA	NUMERO PRESTAMO	PRINCIPAL	INTERESES	INTERESES MORATORIOS	COMISIONES	TOTAL
SUIZA SERV	HO - R3 (CP III)	13,018,592.05	32,735,744.47	503,494.23	-	46,257,830.75
	HO - R4 (CP IV)	8,631,226.77	253,150,777.78	4,530,795.08	-	266,312,799.63
		967,192,342.78	642,813,116.37	44,542,633.04	-	1,654,548,092.18
	SERV - CP II	50,636,566.63	1,700,513.18	-	-	52,337,079.81
	SERV - CP III	32,471,719.06	319,399.18	-	-	32,791,118.24
	SERV - CP IV	2,951,457.45	1,502,602.64	-	-	4,454,060.09
	148,080.45	3,836.94	-	-	151,917.39	
	86,207,823.59	3,526,351.95	-	-	89,734,175.54	
<u>Club de paris</u> ESTADOS UNIDOS EXIMBANK-USA	R - 190 Q (CP II)	733,933.79	399,075.27	-	-	1,133,009.06
	R-244-Q (CP IV)	1,648,553.84	4,563,395.17	-	-	6,211,949.01
	R-244-R (CP IV CAPITALIZACIÓN)	374,095.27	44,241.85	-	-	418,337.12
		2,756,582.91	5,006,712.29	-	-	7,763,295.19
Sub total - Club de Paris		2,116,526,468.58	1,152,297,932.76	75,083,474.58	-	3,343,907,875.92
Total Generacion - ERP		3,019,460,034.69	1,244,534,882.34	75,083,474.58	39,779,437.25	4,378,857,828.87
DISTRIBUCION						
<u>Multilaterales</u> BID	936/SF-HO	119,253,433.08	53,609,616.81	-	-	172,863,049.89
<u>Bilaterales</u> FIV	Arreglo de Pagos N° I (REORG. DEUDA)	5,435,545.10	326,132.69	3,536,601.18	-	9,298,278.97
Total Distribucion - ERP		124,688,978.18	53,935,749.50	3,536,601.18	-	182,161,328.86
TRANSMISION						
<u>Multilaterales</u> IDA	0201-HO	44,183,880.87	-	-	2,568,188.18	46,752,069.05
<u>Club de paris</u> Alemania KFW	19918814 - CP I	1,096,948.09	37,478.88	-	-	1,134,426.88
	19990586 - CP II	211,025.72	68,309.89	-	-	279,335.61
	19968369 - CP III	81,760.62	44,651.39	-	-	126,412.01
	200065011 - CP IV - T1	239,133.33	2,083,747.62	-	-	2,322,880.95
	200065011 - CP IV - T2	529.98	4,618.17	-	-	5,148.14
	200065011 - CP IV - T4	136,945.75	1,561.23	-	-	138,506.88
		1,766,343.50	2,240,367.17	-	-	4,006,710.67
ESPAÑA ICO	01039001.0 (150688)	16,383,013.43	439,532.88	-	-	16,822,546.31
	REPROGRAMACION 01039014.0	8,455,138.57	-	-	-	8,455,138.57
	01039014.0	42,626,472.91	6,597,828.38	-	-	49,224,301.29
	11039001.0 (CP I)	4,223,678.11	208,998.74	-	-	4,432,676.85
	11039002.0 (CP II)	46,090,885.70	22,697,989.07	-	-	68,788,874.78
	11039003.0 (CP III)	14,303,841.02	13,405,670.64	-	-	27,709,511.67
	11039004.1 (CP V)	-	5,255,624.67	-	-	5,255,624.67
		132,083,029.75	48,605,644.39	-	-	180,688,674.14
CESCE	CP I	3,901,918.90	108,374.31	-	-	4,010,293.21
	CP II	27,572,699.43	8,432,400.82	-	-	36,005,100.25
	CP III	14,257,298.43	143,590.45	-	-	14,400,888.87
	CP IV	876,253.72	42,973.68	-	-	919,227.40
	CP IV - DIFERIMIENTO III FASE	8,524,228.10	870,046.88	-	-	9,394,274.97
	CP IV - REORG. DEUDA BBV.BEX	84,577,421.63	4,730,306.51	-	-	89,307,728.13
	CP IV - REORGANIZACIÓN DEUDA	6,377,567.47	1,388,900.03	-	-	7,766,467.50
	CP V - DIFER. DEUDA POST CUT	53,008,267.19	4,412,754.19	-	-	57,421,021.38
	CP VI - RESTRUCT. DEUDA	108,066,099.99	14,783,160.86	-	-	122,849,260.85
		307,161,754.85	34,912,507.72	-	-	342,074,262.56
Sub total - Club de Paris		441,011,128.09	85,758,519.28	-	-	526,769,647.37
<u>Bilaterales</u> FIV	Arreglo de Pagos N° I (REORG. DEUDA)	4,860,998.00	291,659.86	3,162,775.93	-	8,315,433.80
	Arreglo de Pagos N° II (DÓLAR DEUDA)	2,548,737.39	127,691.66	1,721,342.86	-	4,397,771.90
Sub total - Bilaterales		7,409,735.39	419,351.52	4,884,118.79	-	12,713,205.70
Total Transmision - ERP		492,604,744.35	86,177,870.80	4,884,118.79	2,568,188.18	586,234,922.12



EMPRESA NACIONAL DE
ENERGIA ELÉCTRICA
ENEE



DEPARTAMENTO DE PLANIFICACION Y PROGRAMACION FINANCIERA

SERVICIO DEUDA VENCIDA Y PENDIENTE DE PAGO
AL 31 DE MARZO DEL 2018

(Cifras en Lempiras)

INSTITUCION FINANCIERA	NUMERO PRESTAMO	PRINCIPAL	INTERESES	INTERESES MORATORIOS	COMISIONES	TOTAL
Total Deuda Interna - ERP						
		3,636,753,757.23	1,384,648,502.63	83,504,194.55	42,347,625.44	5,147,254,079.85
Deuda Interna Gobierno Central						
GENERACION						
CTA. JICA - CONV. SUBSIDIARIO	HO-P6	-	-	-	6,464,520.25	6,464,520.25
Total - Generacion Gobierno Central						
		-	-	-	6,464,520.25	6,464,520.25
DISTRIBUCION						
Banco Central de Honduras						
BONOS FIDEICOMISO RECUPERACION DE PERDIDAS ENEE - 2013 (RPE-2013)						
FICOHSA	(LPS) ISIN HNENEE 00005-1 (USD) ISIN HNENEE 00003-3	-	-	-	-	-
BANPAIS	(LPS) ISIN HNENEE 00005-1	-	-	-	-	-
Total Distribucion						
		-	-	-	-	-
TRANSMISION						
Banco Central de Honduras						
BONOS FIDEICOMISO RECUPERACION DE PERDIDAS ENEE - 2013 (RPE-2013)						
(LPS) ISIN HNENEE 00006-3						
CUENTA FDO. DE CONTRAVALOR HONDURAS - ESPAÑA						
ICO	01039004.0 (030491) 11039004.2 (CP V - Consol. Diferida) 11039005.0 (CP VI) 01039014.0	131,154,377.56 74,421,398.34 2,550,798.59 10,656,618.23	11,470,088.04 5,185,724.41 159,623.29 3,635,683.05	- - - -	- - - -	142,624,465.60 79,607,122.75 2,710,421.88 14,292,301.88
		218,783,192.72	20,451,118.80	-	-	239,234,311.52
CTA. BID - CONV. SUBSIDIARIO	1584/SF-HO 2016/BLHO 3103/BL-HO 3435/BL-HO	29,692,324.51 50,259,936.81 - -	16,935,453.60 30,625,118.81 16,641,475.61 1,551,013.81	- - - -	- - 1,568,813.87 3,361,564.53	46,627,778.11 80,885,055.62 18,210,289.48 4,912,578.35
		79,952,261.32	65,753,061.83	-	4,930,378.41	150,635,701.56
Total - Transmision Gobierno Central						
		298,735,454.04	86,204,180.62	-	4,930,378.41	389,870,013.07
HOLDING						
CTA. IDA - CONV. SUBSIDIARIO	4536-HN	-	-	-	11,081,203.13	11,081,203.13
Total - Otros Gobierno Central						
		-	-	-	11,081,203.13	11,081,203.13
Total Deuda Interna Gobierno Central						
		298,735,454.04	86,204,180.62	-	22,476,101.78	407,415,736.45
Total General Deuda Interna						
		3,935,489,211.27	1,470,852,683.26	83,504,194.55	64,823,727.22	5,554,669,816.30
TOTAL DEUDA EXTERNA E INTERNA						
		3,941,006,700.34	1,474,516,143.67	83,504,194.55	64,823,727.22	5,563,850,765.78

DEPARTAMENTO DE PLANIFICACION Y PROGRAMACION FINANCIERA
 MOVIMIENTO DEL SERVICIO DE LA DEUDA EXTERNA
 AL 31 DE MARZO DE 2018

INSTITUCION FINANCIERA	REFERENCIA DE PRESTAMO	MDA	28.02.2018	DESEMBOLSOS	SERVICIO DE LA DEUDA PAGADA				SALDO AL 31.03.2018
					PRINCIPAL	INTERESES	COMISION	TOTAL	
GENERACION									
BCA. COMERC. EXTERNA									
B.N.P.	240982	USD	233,397.34					-	233,397.34
INDUSTRIAL AND COMMERCIAL BANK OF CHINA *	LINEA DE CREDITO USD 297,719,934.10	USD	216,704,587.54	-		-	-	-	216,704,587.54
CLUB DE PARIS									
SUIZA SERV	CP V	CHF	138,371.25		-	-	-	-	138,371.25
SERV	CP VI	CHF	1,793,591.09		-	-	-	-	1,793,591.09

FILE: REVALUACION MENSUAL 2018 - MARZO

LG/ELT





DEPARTAMENTO DE PLANIFICACION Y PROGRAMACION FINANCIERA
MOVIMIENTO DEL SERVICIO DE LA DEUDA EXTERNA
AL 31 DE MARZO DE 2018

INSTITUCION FINANCIERA	REFERENCIA DE PRESTAMO	MDA	28.02.2018	DESEMBOLSOS	SERVICIO DE LA DEUDA PAGADA				SALDO AL 31.03.2018 SIN REVALUACION	REVALUACION	SALDO AL 31.03.2018 REVALUADO
					PRINCIPAL	INTERESES	COMISION	TOTAL			
GENERACION											
BCA. COMERC. EXTERNA											
B.N.P.	240982	USD	233,397.34					-	233,397.34	-	233,397.34
INDUSTRIAL AND COMMERCIAL BANK OF CHINA	LINEA DE CREDITO USD 297,719,934.10	USD	216,704,587.54	-				-	216,704,587.54	-	216,704,587.54
CLUB DE PARIS											
SUIZA SERV	CP V	USD	141,397.15					-	141,397.15	(140,082.83)	1,314.32
SERV	CP VI	USD	1,832,813.29					-	1,832,813.29	(1,815,776.90)	17,036.39
TOTAL DEUDA EXTERNA			218,912,195.32	-	-	-	-	-	218,912,195.32	(1,955,859.73)	216,956,335.59

FILE: REVALUACION MENSUAL 2018 - MARZO

LG/ELT



DEPARTAMENTO DE PLANIFICACION Y PROGRAMACION FINANCIERA
MOVIMIENTO DEL SERVICIO DE LA DEUDA EXTERNA
AL 31 DE MARZO DE 2018

INSTITUCION FINANCIERA	REFERENCIA DE PRESTAMO	MDA	28.02.2018	DESEMBOLSOS	SERVICIO DE LA DEUDA PAGADA				SALDO AL 31.03.2018 SIN REVALUACION	REVALUACION	SALDO AL 31.03.2018 REVALUADO
					PRINCIPAL	INTERESES	COMISION	TOTAL			
GENERACION											
BCA. COMERC. EXTERNA											
B.N.P.	240982	LPS	5,505,353.12					-	5,505,353.12	12,136.66	5,517,489.78
INDUSTRIAL AND COMMERCIAL BANK OF CHINA	LINEA DE CREDITO USD 297,719,934.10	LPS	5,111,606,140.43	-				-	5,111,606,140.43	11,268,638.55	5,122,874,778.99
CLUB DE PARIS											
SUIZA											
SERV	CP V	LPS	3,335,261.72		-	-		-	3,335,261.72	(3,304,191.40)	31,070.31
SERV	CP VI	LPS	43,232,216.69		-	-		-	43,232,216.69	(42,829,478.15)	402,738.54
TOTAL DEUDA EXTERNA			5,163,678,971.96	-	-	-	-	-	5,163,678,971.96	(34,852,894.34)	5,128,826,077.62

FILE: REVALUACION MENSUAL 2018 - MARZO

LG/ELT


DEPARTAMENTO DE PLANIFICACION Y PROGRAMACION FINANCIERA
GESTION DE LA DEUDA EXTERNA

DEPARTAMENTO DE PLANIFICACION Y PROGRAMACION FINANCIERA
RESUMEN MOVIMIENTO DEL SERVICIO DE LA DEUDA EXTERNA
AL 31 DE MARZO DE 2018

INSTITUCION FINANCIERA	MDA	28.02.2018	DESEMBOLSOS	SERVICIO DE LA DEUDA PAGADA				SALDO AL 31.03.2018 SIN REVALUACION	REVALUACION	SALDO AL 31.03.2018 REVALUADO
				PRINCIPAL	INTERESES	COMISION	TOTAL			
GENERACION	LPS	5,163,678,971.96	-	-	-	-	-	5,163,678,971.96	(34,852,894.34)	5,128,826,077.62
TOTAL DEUDA EXTERNA		5,163,678,971.96	-	-	-	-	-	5,163,678,971.96	(34,852,894.34)	5,128,826,077.62

FILE: REVALUACION MENSUAL 2018 - MARZO

ELABORADO POR:


 EMMA L. TABORA
 OFICIAL CONTABLE I

AUTORIZADO POR:


 LORENA GONZALEZ
 COORDINADORA GESTION DEUDA EXTERNA





GERENCIA FINANCIERA

DEPARTAMENTO DE PLANIFICACION Y PROGRAMACION FINANCIERA
MOVIMIENTO SERVICIO DEUDA INTERNA MARZO DEL 2018

(CIFRAS EN LEMPIRAS)

INSTITUCION FINANCIERA	REFERENCIA PRÉSTAMO	TASA DE INTERES	28.02.2018	DESEMBOLSOS	SERVICIO DEUDA PAGADO				31.03.2018	REVALUACION	31.03.2018
					PRINCIPAL	INTERESES	COMISION	TOTAL	SIN REVALUACION		REVALUADO
DEUDA INTERNA											
GENERACION											
BCO.CENTRAL DE HONDURAS											
Bonos RBCP - 2016	ISIN HNENEE 000835	6.6%	1,215,330,000.00			-	1,012,775.00	1,012,775.00	1,215,330,000.00	-	1,215,330,000.00
BONOS FIDEICOMISO RECUPERACION DE PERDIDAS ENEE - 2014 (RPE-2014)	(LPS) ISIN HNENEE 000062-9	7.70% +1%	2,794,000,000.00			59,162,950.04	2,328,333.33	61,491,283.37	2,794,000,000.00	-	2,794,000,000.00
	(LPS) ISIN HNENEE 000063-7	7.70% +1%	373,583,000.00			7,910,620.03	311,319.17	8,221,939.20	373,583,000.00	-	373,583,000.00
BONOS FIDEICOMISO RECUPERACION DE PERDIDAS ENEE - 2016 (RPE-2016)											
Ficensa	(LPS) ISIN HNENEE 000090-0	9.25%	20,000,000.00			-	16,666.67	16,666.67	20,000,000.00	-	20,000,000.00
GOBIERNO CENTRAL											
Gobierno Central	Ptamo Temporal		4,553,496,299.16			-	-	-	4,553,496,299.16	-	4,553,496,299.16
	Bono Soberano		11,845,507,116.34	-		-	-	-	11,845,507,116.34	26,667,306.62	11,872,174,422.96
FONDO - ERP											
	CLUB DE PARIS	VARIABLE	4,205,344,116.69					-	4,205,344,116.69	9,467,319.54	4,214,811,436.24
	MULTILATERALES	VARIABLE	1,380,512,421.56					-	1,380,512,421.56	3,107,891.26	1,383,620,312.82
CONV. SUBSIDIARIO - JICA											
	HO-P6	0.3%	20,478,025.92	-			673.39	673.39	20,478,025.92	445,744.78	20,923,770.70
		0.01%	-								
TESORERIA GENERAL DE LA REPUBLICA											
FONDO - JICA											
	HO-P6	0.3%	-	-							
		0.01%	-								
	CUT - LPS		1,013,445.42	1,030,115.06	1,029,441.67			1,029,441.67	1,014,118.81	-	1,014,118.81
	CUT - USD		-								
BANCA PRIVADA											
Banco Ficohsa	PTAMO Documentos Descontados	10.50%	2,492,209,600.23	-				-	2,492,209,600.23	-	2,492,209,600.23
TOTAL GENERACION			28,901,474,025.31	1,030,115.06	1,029,441.67	67,073,570.07	3,669,767.56	71,772,779.30	28,901,474,698.70	39,688,262.21	28,941,162,960.91
DISTRIBUCION											
GOBIERNO CENTRAL											
FONDO - ERP											
	MULTILATERALES		311,240,146.30					-	311,240,146.30	700,682.24	311,940,828.54
	BILATERALES		5,423,335.44					-	5,423,335.44	12,209.33	5,435,544.77



INSTITUTO NACIONAL DE
ENERGIA ELÉCTRICA
ENEE

GERENCIA FINANCIERA

DEPARTAMENTO DE PLANIFICACION Y PROGRAMACION FINANCIERA

MOVIMIENTO SERVICIO DEUDA INTERNA MARZO DEL 2018



(CIFRAS EN LEMPIRAS)

INSTITUCION FINANCIERA	REFERENCIA PRÉSTAMO	TASA DE INTERES	28.02.2018	DESEMBOLSOS	SERVICIO DEUDA PAGADO				31.03.2018	REVALUACION	31.03.2018
					PRINCIPAL	INTERESES	COMISION	TOTAL	SIN REVALUACION		REVALUADO
BCO.CENTRAL DE HONDURAS											
BONOS FIDEICOMISO RECUPERACION DE PERDIDAS ENEE - 2013 (RPE-2013)											
FICOHSA	(LPS) ISIN HNENEE 00005-1	6.60% + 1%	817,282,620.00			-	-	-	817,282,620.00	1,839,915.00	819,122,535.00
FICOHSA	(USD) ISIN HNENEE 00003-3	6.60% + 1%	825,538,000.00			-	-	-	825,538,000.00	1,858,500.00	827,396,500.00
FICOHSA	(USD) ISIN HNENEE 00004-1	6.60% + 1%	123,830,700.00			-	103,399.63	103,399.63	123,830,700.00	278,775.00	124,109,475.00
	(LPS) ISIN HNENEE 00007-5	6.60% + 1%	47,055,666.00			-	39,291.86	39,291.86	47,055,666.00	105,934.50	47,161,600.50
LAFISE	(LPS) ISIN HNENEE 00007-5	6.60% + 1%	76,775,034.00			-	64,107.77	64,107.77	76,775,034.00	172,840.50	76,947,874.50
BANPAIS	(LPS) ISIN HNENEE 00005-1	6.60% + 1%	8,255,380.00			-	-	-	8,255,380.00	18,585.00	8,273,965.00
TESORERIA GENERAL DE LA REPUBLICA											
	CUT - LPS		3,167,165.52	206,799.26	206,799.26	-	-	206,799.26	3,373,964.78	-	3,373,964.78
	CUT - USD		-			-	-	-	-	-	-
TOTAL DISTRIBUCION			2,218,568,047.26	206,799.26	206,799.26	-	206,799.27	413,598.53	2,218,774,846.52	4,987,441.57	2,223,762,288.09
TRANSMISION											
BCO.CENTRAL DE HONDURAS											
BONOS FIDEICOMISO RECUPERACION DE PERDIDAS ENEE - 2013 (RPE-2013)											
BANCO ATLANTIDA											
	(USD) ISIN HNENEE 00002-5	6.60% + 1%	825,538,000.00			-	687,793.83	687,793.83	825,538,000.00	1,858,500.00	827,396,500.00
	(LPS) ISIN HNENEE 00006-3	6.65% + 1%	825,538,000.00			-	687,881.33	687,881.33	825,538,000.00	1,858,500.00	827,396,500.00
GOBIERNO CENTRAL											
FONDO - ERP											
	CLUB DE PARIS	VARIABLE	608,382,921.99					-	608,382,921.99	1,369,627.64	609,752,549.63
	MULTILATERALES	VARIABLE	55,105,795.08					-	55,105,795.08	124,057.43	55,229,852.51
	BILATERALES	VARIABLE	143,421,419.22					-	143,421,419.22	322,878.79	143,744,298.01
BID - CONV. SUBSIDIARIO											
	2016/BL-HO	VARIABLE	461,352,789.44					-	461,352,789.44	1,038,624.70	462,391,414.14
		0.25%	202,020,942.00					-	202,020,942.00	454,801.50	202,475,743.50
BID - CONV. SUBSIDIARIO											
	1584/SF-HO	1 y 2%	349,582,429.22					-	349,582,429.22	787,000.65	350,369,429.87
BID - CONV. SUBSIDIARIO											
	3103/BL-HO	VARIABLE	280,104,217.86					-	280,104,217.86	630,587.19	280,734,805.05
		0.25%	120,044,664.80					-	120,044,664.80	270,251.65	120,314,916.45



INSTITUTO NACIONAL DE
ENERGIA ELÉCTRICA
INIE

GERENCIA FINANCIERA

DEPARTAMENTO DE PLANIFICACION Y PROGRAMACION FINANCIERA

MOVIMIENTO SERVICIO DEUDA INTERNA MARZO DEL 2018

(CIFRAS EN LEMPIRAS)




INSTITUCION FINANCIERA	REFERENCIA PRÉSTAMO	TASA DE INTERES	28.02.2018	DESEMBOLSOS	SERVICIO DEUDA PAGADO				31.03.2018	REVALUACION	31.03.2018
					PRINCIPAL	INTERESES	COMISION	TOTAL	SIN REVALUACION		REVALUADO
BID - CONV. SUBSIDIARIO	3435/BL-HO	VARIABLE 0.25%	59,713,682.61	-				-	59,713,682.61	134,430.98	59,848,113.59
			39,809,121.74	-				-	39,809,121.74	89,620.65	39,898,742.39
	CUENTA - FDO. CONTRAVALOR HONDURAS- ESPAÑA	CONV. CONVERSIÓN ICO		238,696,942.84				-	238,696,942.84	537,368.68	239,234,311.52
TESORERIA GENERAL DE LA REPUBLICA	CUT - LPS CUT - USD		22,756,428.85	687,881.33	1,375,917.24			22,068,392.94	0.00	22,068,392.94	
			-					-	-	-	
TOTAL TRANSMISION			4,232,067,355.65	687,881.33	1,375,917.24	-	1,375,675.16	1,375,675.16	4,231,379,319.73	9,476,249.86	4,240,855,569.60
HOLDING GOBIERNO CENTRAL											
IDA- CONV. SUBSIDIARIO	4536-HN	0.75%	589,670,000.00					-	589,670,000.00	1,327,500.00	590,997,500.00
TOTAL HOLDING			589,670,000.00	-	-	-	-	-	589,670,000.00	1,327,500.00	590,997,500.00
TOTAL			35,941,779,428.22	1,924,795.65	2,612,158.17	67,073,570.07	5,252,241.98	73,562,052.98	35,941,298,864.96	55,479,453.64	35,996,778,318.59

GERENCIA FINANCIERA
DEPARTAMENTO DE PLANIFICACION Y PROGRAMACION FINANCIERA
RESUMEN MOVIMIENTO SERVICIO DEUDA INTERNA MARZO DEL 2018

(CIFRAS EN LEMPIRAS)

INSTITUCION FINANCIERA	REFERENCIA PRÉSTAMO	TASA DE INTERES	28.02.2018	DESEMBOLSOS	SERVICIO DEUDA PAGADO				SALDO AL 31.03.2018 SIN REVALUACION	REVALUACION	SALDO AL 31.03.2018 REVALUADO
					PRINCIPAL	INTERESES	COMISION	TOTAL			
DEUDA INTERNA											
GENERACION			28,901,474,025.31	1,030,115.06	1,029,441.67	67,073,570.07	3,669,767.56	71,772,779.30	28,901,474,698.70	39,688,262.21	28,941,162,960.91
DISTRIBUCION			2,218,568,047.26	206,799.26	206,799.26	-	206,799.27	413,598.53	2,218,774,846.52	4,987,441.57	2,223,762,288.09
TRANSMISION			4,232,067,355.65	687,881.33	1,375,917.24	-	1,375,675.16	1,375,675.16	4,231,379,319.73	9,476,249.86	4,240,855,569.60
HOLDING			589,670,000.00	-	-	-	-	-	589,670,000.00	1,327,500.00	590,997,500.00
GRAN TOTAL			35,941,779,428.22	1,924,795.65	2,612,158.17	67,073,570.07	5,252,241.98	73,562,052.98	35,941,298,864.96	55,479,453.64	35,996,778,318.59

ELABORADO POR:


EMMA TABORA
OFICIAL CONTABLE I

REVISADO POR:


LORENA GONZALEZ
COORDINADORA GESTION DEUDA EXTERNA

