

Gerencia Financiera  
Departamento de Contabilidad

Tel.: (504) 2235-2928  
APARTADO No. 99

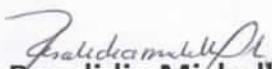
15 de febrero de 2018  
DC 0120-02-2018

Licenciado  
**LUIS FERNANDO DE JESÚS CRUZ MUÑOZ**  
UNIDAD DE TRANSPARENCIA, ANTICORRUPCIÓN  
Y CONTROL DE PÉRDIDAS  
Su Oficina

Estimado Licenciado **Cruz**:

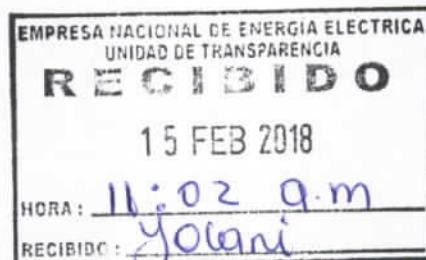
Por medio de la presente le remitimos los Estados Financieros **al 31 de DICIEMBRE de 2017 y al ENERO DE 2018**, los cuales fueron recibidos el día de hoy 15 de febrero de 2018.

Sin otro particular, muy atentamente.

  
**Lic. Rosalidia Michelle Ordoñez**  
Jefe Departamento de Contabilidad



📁 Archivo  
RMO/GI




**EMPRESA NACIONAL DE ENERGIA ELECTRICA**  
**ESTADO DE RESULTADOS**  
**DEL 01 AL 31 DE ENERO DE 2018**  
**CIERRE CONTABLE (CIFRAS EN LEMPIRAS)**



DESCRIPCION	VALORES DEL MES			VALORES DEL PERIODO		
	ENERO 2018	ENERO 2017	AUMENTO DISMINUCION	ENERO 2018	ENERO 2017	AUMENTO DISMINUCION
<b>RESULTADO - INGRESOS</b>						
<b>INGRESOS</b>						
INGRESOS DE EXPLOTACION	1,776,406,810.73	1,660,882,124.29	115,524,686.44	1,776,406,810.73	1,660,882,124.29	115,524,686.44
OTROS INGRESOS NO OPERATIVOS	105,328,475.59	95,436,223.22	9,892,252.37	105,328,475.59	95,436,223.22	9,892,252.37
<b>TOTAL INGRESOS</b>	<b>1,881,735,286.32</b>	<b>1,756,318,347.51</b>	<b>125,416,938.81</b>	<b>1,881,735,286.32</b>	<b>1,756,318,347.51</b>	<b>125,416,938.81</b>
<b>RESULTADO GASTOS Y COSTOS</b>						
<b>GASTOS SERVICIOS PUBLICOS ENERGIA</b>						
SERVICIOS PERSONALES	-104,993,418.10	-86,959,422.57	-18,033,995.53	-104,993,418.10	-86,959,422.57	-18,033,995.53
SERVICIOS NO PERSONALES	-434,491,619.39	-297,110,771.09	-137,380,848.30	-434,491,619.39	-297,110,771.09	-137,380,848.30
MATERIALES Y SUMINISTROS	-1,506,507,022.90	-1,516,378,396.10	9,871,373.20	-1,506,507,022.90	-1,516,378,396.10	9,871,373.20
ADICIONES Y REPARACIONES	-54,393.90	-1,022,227.14	967,833.24	-54,393.90	-1,022,227.14	967,833.24
GASTOS POR DEPRECIACION DE BIENES	-54,269,908.71	-56,066,762.20	1,796,853.49	-54,269,908.71	-56,066,762.20	1,796,853.49
SERVICIO DE LA DEUDA	-226,154,569.29	-189,647,848.29	-36,506,721.00	-226,154,569.29	-189,647,848.29	-36,506,721.00
TRANSFERENCIAS Y DONACIONES	-16,369,113.53	0.00	-16,369,113.53	-16,369,113.53		-16,369,113.53
AJUSTE DE INVENTARIOS	-3,476,160.01	-1,221,972.41	-2,254,187.60	-3,476,160.01	-1,221,972.41	-2,254,187.60
PROVISION PARA CUENTAS DE DUDOSO COBRO	-67,165,455.63	0.00	-67,165,455.63	-67,165,455.63	0.00	-67,165,455.63
<b>TOTAL GASTOS SERVICIOS PUBLICOS ENERGIA</b>	<b>-2,413,481,661.46</b>	<b>-2,148,407,399.80</b>	<b>-265,074,261.66</b>	<b>-2,413,481,661.46</b>	<b>-2,148,407,399.80</b>	<b>-265,074,261.66</b>
<b>UTILIDAD Y/O - (PERDIDA) DEL EJERCICIO</b>	<b>-531,746,375.14</b>	<b>-392,089,052.29</b>	<b>-139,657,322.85</b>	<b>-531,746,375.14</b>	<b>-392,089,052.29</b>	<b>-139,657,322.85</b>


  
**Ing. Jesús María**  
**Gerente General**



  
**Lic. Rosalidia Michelle Ordoñez V.**  
**Jefe Departamento de Contabilidad**



**No. Colegiación 05-10-2015**

  
**Lic. Rommel Javier Castro**  
**Gerente Financiero**



# EMPRESA NACIONAL DE ENERGIA ELECTRICA

## ESTADO DE RESULTADO

01 AL 31 DE ENERO DE 2018 (Cifras expresadas en Lempiras)



POS	DESCRIPCION	Saldo al 31 de enero de 2018	Saldo al 31 de enero de 2017	VARIACION
100		3,466,343.11	955,509.68	2,510,833.43
72	5701020000 Revalorización	-	266,462.72	-266,462.72
72		-	266,462.72	-266,462.72
73	5701030000 Diferencia en el Precio de Compra	9,816.90	0.01	9,816.89
73		9,816.90	0.01	9,816.89
112		3,476,160.01	1,221,972.41	2,254,187.60
87	5712100000 Gasto por Intereses Bonos Fideicomiso RPE-2014	21,423,025.55	23,308,924.55	-1,885,899.00
87	5712110000 Gasto por Intereses Bonos Fideicomiso RPE-2013	8,254,221.46	22,254,757.25	-14,000,535.79
87	5712130000 Gasto por Intereses Bonos RBCP-2016	20,571,485.79	13,724,062.09	6,847,423.70
87	5712140000 GASTO POR INTERESES FIDEICOMISO RPE-2016	30,039,722.22	16,975,603.75	13,064,118.47
87	5712150000 GASTO POR INTERESES BONO SOBERANO	92,452,101.29	-	92,452,101.29
87	5712200000 Intereses por Préstamos del Sector Privado	-	1,794,467.85	-1,794,467.85
87	5712300000 Intereses por Préstamos de la Administración Centr	4,763,297.38	5,187,074.51	-423,777.13
87	5712800000 Gastos por Com. e Intereses Conv. Subsidiarios BID	2,527,975.39	2,693,568.50	-165,593.11
87	5712810000 Gasto Com. Convenio Subsidiario IDA 4536-HO	368,489.06	369,101.56	-612.50
87	5712820000 Gastos Ints. y Comisiones Ptmo. Subs. Jica HO-P6	10,853.31	-	10,853.31
87		180,411,171.45	86,307,560.06	94,103,611.39
89	5732000000 Intereses de la Deuda Pública EXterna a Corto Plaz	40,577,837.94	10,663,211.73	29,914,626.21
89	5733000000 Comisiones y Otros Gastos de la Deuda Pública EXte	1,172,538.26	2,588,466.46	-1,415,928.20
89		41,750,376.20	13,251,678.19	28,498,698.01
91	5762200000 Perdida cambio de mon ext deuda interna y exter	3,602,207.97	90,080,938.26	-86,478,730.29
91	5762400000 Perdida conversión monetaria	342,215.24	7,671.78	334,543.46
91	5762500000 Perdida cambio de moneda EPR	48,598.43	-	48,598.43
91		3,993,021.64	90,088,610.04	-86,095,588.40
58	*5710000000 SERVICIO DE LA DEUDA PUBLICA	226,154,569.29	189,647,848.29	36,506,721.00
60	5900041000 Prv para Cta de Dudoso Cobro Abonad residenciales	51,043,501.04	-	51,043,501.04
60	5900042000 Prv para Cta de Dudoso Cobro Abonad industriales	2,464,431.58	-	2,464,431.58
60	5900043000 Prv para Cta de Dudoso Cobro Abonad comerciales	13,657,523.01	-	13,657,523.01
60	*PERDIDAS	67,165,455.63	-	67,165,455.63
92	5912100000 Depreciacion Edificios Locales	530,877.82	530,877.82	-
92		530,877.82	530,877.82	-
93	5921100000 Depreciacion Muebles varios de Oficina	262,120.03	269,305.01	-7,184.98
93	5921200000 Depreciacion Equipos varios de Oficina	207,620.32	227,722.86	-20,102.54
93	5921300000 Depreciacion Muebles para alojamiento	56,647.14	67,512.03	-10,864.89
93	5921400000 Depreciacion Electrodomesticos	79,653.10	88,397.61	-8,744.51
93	5922700000 Depreciacion Maquinaria y equipo de produccion	51,483,533.24	52,394,783.92	-911,250.68
93	5923100000 Depreciacion Equipo Transporte Terrestre	785,633.39	801,293.66	-15,660.27
93	5924100000 Depreciacion Equipo Medico y Sanitario	24.81	24.81	-
93	5924200000 Depreciacion Equipo de laboratorio Medico	3,742.93	3,751.94	-9.01
93	5924300000 Depreciacion Equipo de laboratorio No Medico	26,809.67	29,202.21	-2,392.54
93	5925100000 Depreciacion Equipo de Comunicacion	40,632.36	117,906.92	-77,274.56
93	5925200000 Depreciacion Equipo de Señalamiento	3,485.85	112.14	3,373.71
93	5926000000 Depreciacion Equipo de Computacion	481,648.79	1,061,283.68	-579,634.89
93	5927100000 Depreciacion Muebles y equipos Educativos	3,077.50	3,097.67	-20.17
93	5927200000 Depreciacion Equipos Recreativos y Deportivos	1,102.58	2,594.55	-1,491.97
93	5928000000 Depreciacion Herramientas Mayores	268,183.89	429,198.07	-161,014.18
93		53,703,915.60	55,496,187.08	-1,792,271.48
97	5962000000 Depreciacion Computadoras Portatiles	35,115.29	39,697.30	-4,582.01
97		35,115.29	39,697.30	-4,582.01
61	*DEPRECIACION Y AMORTIZACION	54,269,908.71	56,066,762.20	-1,796,853.49
53	*TOTAL GASTOS SERVICIOS PUBLICOS ENERGIA	2,413,481,661.46	2,148,407,399.80	265,074,261.66
14	*TOTAL	531,746,375.14	392,089,052.29	139,657,322.85

**EMPRESA NACIONAL DE ENERGIA ELECTRICA**

**ESTADO DE RESULTADO**

**01 AL 31 DE ENERO DE 2018 (Cifras expresadas en Lempiras)**



POS	DESCRIPCION	Saldo al 31 de enero de 2018	Saldos al 31 de diciembre de 2017	VARIACION
52	*4 RESULTADO - INGRESOS	-	-	-
15	4111100000 Venta de energía Residencial no subsidiada	-681,103,248.28	-8,534,829,377.84	7,853,726,129.56
15	4111300000 Venta de Energía Sector Comercial	-517,463,272.00	-7,222,310,723.34	6,704,847,451.34
15	4111400000 Venta de Energía Sector Industrial	-370,838,465.36	-4,828,548,881.67	4,457,710,416.31
15	4111500000 Venta de Energía Gobierno Central	-42,660,413.59	-776,532,536.36	733,872,122.77
15	4111600000 Venta a Instituciones Autonomas y Publicas	-53,009,405.57	-681,126,757.00	628,117,351.43
15	4111700000 Venta a Municipalidades	-53,298,022.75	-354,771,269.39	301,473,246.64
15	4111800000 Alumbrado Publico	-	-66,026.12	66,026.12
15		-1,718,372,827.55	-22,398,185,571.72	20,679,812,744.17
17	4112100000 Ajuste de combustible sector residencial	-	-153.42	153.42
17		-	-153.42	153.42
18	4113110000 Des. Tercera edad Centro Sur	7,903,506.92	89,371,207.60	-81,467,700.68
18	4113120000 Des. Tercera edad Noroccidente	4,707,172.22	58,039,501.86	-53,332,329.64
18	4113130000 Des. Tercera edad Litoral Atlantico	1,690,075.11	20,568,188.71	-18,878,113.60
18	4113210000 Desc. Asilo de Ancianos Centro Sur	95,187.70	1,827,771.81	-1,732,584.11
18	4113220000 Desc. Asilo de Ancianos Noroccidente	56,202.64	617,703.91	-561,501.27
18	4113230000 Desc. Asilo de Ancianos Litoral Atlantico	14,134.44	165,532.08	-151,397.64
18		14,466,279.03	170,589,905.97	-156,123,626.94
19	4114100000 Rect fact consumo region Centro Sur	14,581.23	-6,501,759.72	6,516,340.95
19	4114200000 Rect fact consumo region Noroccidente	-2,011,993.50	-6,097,618.65	4,085,625.15
19	4114300000 Rect fact consumo region Litoral atlantico	-42,835.65	-699,124.21	656,288.56
19		-2,040,247.92	-13,298,502.58	11,258,254.66
20	4117100000 Recargos por Mora	-45,457,741.20	-455,275,902.54	409,818,161.34
20	4117200000 Inq. Varios del Servicio Eléctrico (Serv Misc)	-15,767,872.51	-301,704,997.92	285,937,125.41
20	4117300000 Alquileres de Bienes e Inst. Eléctricas	-6,457,887.92	-144,145,679.31	137,687,791.39
20	4117400000 Otros Ingresos Eléctricos	-1,756,889.46	-17,308,053.27	15,551,163.81
20	4117600000 Consumo Perdida Energía	-	2,127.19	-2,127.19
20	4117700000 Ingresos por depositos de abonados	-1,019,623.20	-6,805,592.30	5,785,969.10
20	4117800000 Ingresos por transacciones OMCA	-	-205,717.93	205,717.93
20		-70,460,014.29	-925,443,816.08	854,983,801.79
13	*411 INGRESOS DE EXPLOTACION (Cuadros " D,E,L	-1,776,406,810.73	-23,166,338,137.83	21,389,931,327.10
13	"")	-	-	-
21	4118000000 Inq. De Comercialización Año 2016	-92,109,792.70	-1,079,894,082.51	987,784,289.81
21	4118400000 Ingresos Operaciones Ajenas al Servicio Publico	-3,757,426.45	-14,563,364.18	10,805,937.73
21		-95,867,219.15	-1,094,457,446.69	998,590,227.54
22	4119200000 Transmisión (Peaje)	-549,798.57	-5,806,528.08	5,256,729.51
22	4119300000 Fallas	-512,444.77	-4,010,394.35	3,497,949.58
22	4119600000 Venta de Energía de Oportunidad	-1,500,183.60	-25,286,820.61	23,786,637.01
22	4119700000 Peaje por Venta de Energía	-	-348,394.14	348,394.14
22		-2,562,426.94	-35,452,137.18	32,889,710.24
25	4234000000 Ente Operador Regional	-	-824,829.09	824,829.09
25	4235000000 Ingresos netos de intereses y dividendos	-92,795.27	-3,119,958.92	3,027,163.65
25		-92,795.27	-3,944,788.01	3,851,992.74
27	4714000000 Ganancia por acciones de la EPR	-	-25,548,719.00	25,548,719.00
27	4716010000 Diferencia en el Redondeo	-	-6.84	6.84
27	4716016000 Ingreso por Diferencial Cambiario	-152,514.19	-425,049.44	272,535.25
27	4716020000 Revalorización	-	-8,757,748.68	8,757,748.68
27	4716030000 Diferencia en el Precio de Compra	-2,700.00	-190,037.33	187,337.33
27	4716040000 Ajuste por Impugnación Tomas Fisicas de Inventario	-	-236,489.94	236,489.94
27		-155,214.19	-35,158,051.23	35,002,837.04
28	4721000000 Ingreso por Diferencial Cambiario BCH	-	-79.07	79.07
28	4722000000 Por Revaluación de Prestamos EXtranjeros	-6,650,820.04	-264,982,999.59	258,332,179.55
28	4723000000 Gananc Dif Camb Moneda EXtranjera EPR	-	-2,129,524.28	2,129,524.28
28	4725000000 Ganancia correccion monetaria	-	-165,576.09	165,576.09
28		-6,650,820.04	-267,278,179.03	260,627,358.99
9	*413 OTROS INGRESOS NO OPERATIVOS (Cuadro "F,	-105,328,475.59	-1,436,290,602.14	1,330,962,126.55
9	"K")	-	-	-
52	*TOTAL INGRESOS	-1,881,735,286.32	-24,602,628,739.97	22,720,893,453.65
53	*5 RESULTADO GASTOS Y COSTOS	-	-	-
8	5111000000 Sueldos Básicos	54,908,002.72	643,067,705.83	-588,159,703.11
8	5115100000 Decimotercer Mes	4,456,996.54	54,244,734.32	-49,787,737.78
8	5115200000 Decimocuarto Mes	4,286,248.58	85,621,531.57	-81,335,282.99
8	5116000000 Vacaciones	7,475,766.32	90,408,378.13	-82,932,611.81
8	5117200000 Imprensa	59,357.04	548,889.94	-489,532.90
8	5117500000 Contribuciones para Seguro Social	1,287,983.54	14,156,422.59	-12,868,439.05
8	5117600000 Contribuciones al Instituto Nacional de Formación	1,825,155.45	7,871,288.10	-6,046,132.65
8	5117900000 Otras Contribuciones Patronales (Fondo de Prestaci	5,659,403.32	65,340,079.16	-59,680,675.84
8		79,958,913.51	961,259,029.64	-881,300,116.13
10	5121000000 Sueldos Básicos	7,565,865.90	100,471,403.15	-92,905,537.25
10	5124100000 Decimotercer Mes	616,726.34	7,444,317.42	-6,827,591.08
10	5124200000 Decimocuarto Mes	718,986.92	7,796,627.14	-7,077,640.22
10	5125500000 Contribuciones para Seguro Social	-	3,766,718.22	-3,766,718.22
10	5125600000 Contribuciones al Instituto Nacional de Formación	-	1,137,262.92	-1,137,262.92
10		8,901,579.16	120,616,328.85	-111,714,749.69
11	5130000000 Asignaciones Familiares	-	363,325.86	-363,325.86
11		-	363,325.86	-363,325.86
12	5141000000 Horas EXtraordinarias	4,589,421.78	58,169,543.88	-53,580,122.10
12		4,589,421.78	58,169,543.88	-53,580,122.10
32	5161000000 Beneficios Contrato Colectivo	144,612.97	50,808,858.12	-50,664,245.15
32	5162000000 Compensaciones	11,398,890.68	215,250,120.25	-203,851,229.57
32		11,543,503.65	266,058,978.37	-254,515,474.72
30	*5100000000 SERVICIOS PERSONALES	104,993,418.10	1,406,467,206.60	-1,301,473,788.50
33	5211100000 Energía Interna Consumida (No Afecta Presupuesto)	8,921,235.18	30,732,195.74	-21,810,960.56
33	5212000000 Agua	-	2,436,215.51	-2,436,215.51

**EMPRESA NACIONAL DE ENERGIA ELECTRICA**

**ESTADO DE RESULTADO**

**01 AL 31 DE ENERO DE 2018 (Cifras expresadas en Lempiras)**



POS	DESCRIPCION	Saldo al 31 de enero de 2018	Saldos al 31 de diciembre de 2017	VARIACION
33	5212100000 Serv. Agua Consumido (No Afecta Presupuesto)	4,718.45	423,595.42	-418,876.97
33	5212200000 Comp alquiler de edificio,vivienda y locales	713,794.86	761,737.65	-47,942.79
33	5212300000 Compensacion Impuestos Municipales	-	8,756,251.37	-8,756,251.37
33	5214200000 Telefonía Fija	80,475.71	2,905,065.81	-2,824,590.10
33	5214300000 Telefonía Celular	-	4,310.25	-4,310.25
33	5214900000 Otros Servicios Básicos	730.17	1,786,208.04	-1,785,477.87
33		9,720,954.37	47,805,579.79	-38,084,625.42
34	5221000000 Alquiler de Edificios, Viviendas y Locales	-	25,902,417.29	-25,902,417.29
34	5222100000 Alquiler de Equipos y Maquinarias de Producción	15,800,849.75	220,219,925.18	-204,419,075.43
34	5223000000 Alquiler de Tierras y Terrenos	145,458.00	2,284,172.00	-2,138,714.00
34	5229000000 Otros Alquileres	-	4,000.00	-4,000.00
34		15,946,307.75	248,410,514.47	-232,464,206.72
35	5231000000 Mantenimiento y Reparación de Edificios y Locales	-	141,188.31	-141,188.31
35	5232000000 Mantenimiento y Reparación de Equipos y Medios de	-	2,718,611.91	-2,718,611.91
35	5233100000 Mantenimiento y Reparación de Equipos y Maquinaria	-	533,402.62	-533,402.62
35	5233500000 Mantenimiento y Reparación de Equipo para Computac	-	63,202.50	-63,202.50
35	5233600000 Mantenimiento y Reparación de Equipo de Oficina y	-	121,809.90	-121,809.90
35	5233700000 Mantenimiento y Reparación de Equipos de Comunicac	-	7,462.30	-7,462.30
35	5233900000 Mantenimiento y Reparación de Otros Equipos	-	756,834.81	-756,834.81
35	5234000000 Mantenimiento y Reparación de Sistemas Eléctricos	-	23,657,275.05	-23,657,275.05
35	5234200000 Mantenimiento y Reparación de Lineas Eléctricas	-	-28,700.00	28,700.00
35	5235000000 Limpieza, Aseo y Fumigación	-	2,251,940.83	-2,251,940.83
35	5236000000 Mantenimiento de Sistemas Informáticos	-	5,000.00	-5,000.00
35		-	30,228,028.23	-30,228,028.23
36	5242000000 Estudios, Investigaciones y Análisis de Factibilidad	7,000.00	21,000.00	-14,000.00
36	5245000000 Servicios de Capacitación	-	367,885.81	-367,885.81
36	5246000000 Servicios de Informática y Sistemas Computarizados	5,870.09	1,412,760.36	-1,406,890.27
36	5247100000 SERV. CONSULTORIA GESTION ADMINISTVA. FINAC. Y ACT	1,158,143.05	85,976,023.68	-84,817,880.63
36	5249000000 Otros Servicios Técnicos Profesionales	-	2,118,408.02	-2,118,408.02
36		1,171,013.14	89,896,077.87	-88,725,064.73
37	5251000000 Servicio de Transporte	-21,196.15	18,676,575.88	-18,697,772.03
37	5253000000 Servicio de Imprenta, Publicaciones y Reproduccion	189,196.43	2,143,373.65	-1,954,177.22
37	5254000000 Primas y Gastos de Seguro	4,714,892.74	152,478,846.98	-147,763,954.24
37	5255000000 Comisiones y Gastos Fiduciarios Banco Atlantida	1,275,272.90	13,950,394.72	-12,675,121.82
37	5255100000 Comisiones y Gastos Fid. Banco Ficohsa	1,306,583.45	14,320,305.77	-13,013,722.32
37	5255300000 Comisiones y Gastos por servicios bancarios	3,982,200.00	10,602,417.58	-6,620,217.58
37	5255510000 Comisiones y Gastos Servicios Bancarios RBPC 2016	1,012,775.00	5,880,418.68	-4,867,643.68
37	5255600000 Comision 1% anual administracion bonos fideicomiso	12,452,411.19	70,343,044.54	-57,890,633.35
37	5255620000 BCH Comisión 1% Anual Admon. Fondos Fideic. RPE-14	2,656,319.17	35,718,799.48	-33,062,480.31
37	5255630000 1% COM. ADMON. BCH-BONOS FIDEIC. RPE-2016	-	2,577,904.38	-2,577,904.38
37	5255900000 EMPRESA ENERGIA HONDURAS (E. E. H.)	359,001,200.65	3,494,100,249.69	-3,135,099,049.04
37	5255910000 EMPRESA SUPERVISORA EMPRESA ENERGIA HONDURAS	18,481,520.97	8,100,000.00	10,381,520.97
37	5256000000 Publicidad y Propaganda	-	6,403,962.96	-6,403,962.96
37	5257000000 Servicio de Internet	159,123.94	3,023,783.53	-2,864,659.59
37	5258000000 Gasto por Diferencial Cambiario	-	122,183.24	-122,183.24
37	5259000000 Otros Servicios Comerciales y Financieros	-	3,245.58	-3,245.58
37		405,210,300.29	3,838,445,506.66	-3,433,235,206.37
38	5261100000 Pasajes Nacionales	-	137,792.70	-137,792.70
38	5261200000 Pasajes al EXterior	-	117,611.50	-117,611.50
38	5262100000 Viáticos Nacionales	193,553.25	10,889,495.36	-10,695,942.11
38	5262200000 Viáticos al EXterior	-	741,626.32	-741,626.32
38		193,553.25	11,886,525.88	-11,692,972.63
39	5271210000 Impuesto sobre Industria, Comercio y Servicios	-	4,421,360.40	-4,421,360.40
39	5271280000 Impuesto Activo Neto	-	1,419,642.12	-1,419,642.12
39	5272100000 Tasas	-	3,921,781.93	-3,921,781.93
39	5275000000 Gastos Judiciales	2,170,483.27	50,276,938.31	-48,106,455.04
39		2,170,483.27	60,039,722.76	-57,869,239.49
40	5291000000 Ceremonial y Protocolo	14,707.25	1,152,426.54	-1,137,719.29
40	5292000000 Servicios de Vigilancia	64,300.07	66,190,160.82	-66,125,860.75
40		79,007.32	67,342,587.36	-67,263,580.04
43	*5200000000 SERVICIOS NO PERSONALES	434,491,619.39	4,394,054,543.02	-3,959,562,923.63
41	5311000000 Alimentos y Bebidas para Personas	50,000.00	761,806.89	-711,806.89
41	5315000000 Madera, Corcho y sus Manufacturas	655,452.05	3,542,918.00	-2,887,465.95
41		705,452.05	4,304,724.89	-3,599,272.84
42	5321000000 Hilados y Telas	17,762.94	36,790.15	-19,027.21
42	5322000000 Confecciones TeXtiles	-	17,344.26	-17,344.26
42		17,762.94	54,134.41	-36,371.47
44	5331000000 Papel de Escritorio	1,991.90	164,840.83	-162,848.93
44	5332000000 Papel para Computación	-	13,590.66	-13,590.66
44	5333000000 Productos de Artes Gráficas	386.86	1,212,708.44	-1,212,321.58
44	5334000000 Productos de Papel y Cartón	84,583.79	54,166.39	30,417.40
44	5335000000 Libros, Revistas y Periódicos	-	4,425.00	-4,425.00
44	5337000000 Especies Timbradas y Valores	-	52,100.00	-52,100.00
44		86,962.55	1,501,831.32	-1,414,868.77
45	5344000000 Llantas y Cámaras de Aire	146,732.00	1,409,614.15	-1,262,882.15
45		146,732.00	1,409,614.15	-1,262,882.15
46	5351000000 Productos Químicos	19,683.21	782,819.07	-763,135.86
46	5352100000 Productos Farmacéuticos y Medicinales Varios	135.00	47,259.00	-47,124.00
46	5353000000 Abonos y Fertilizantes	-	69,278.30	-69,278.30
46	5354000000 Insecticidas, Fumigantes y Otros	7,312.16	126,312.39	-119,000.23
46	5355000000 Tintas, Pinturas y Colorantes	8,745.54	524,057.59	-515,312.05
46	5356100000 Gasolina	98,311.95	2,722,904.34	-2,624,592.39
46	5356200000 Diesel	545,190.59	18,597,154.65	-18,051,964.06
46	5356210000 Diesel para Generación	17,952.00	436,360,221.83	-436,342,269.83

**EMPRESA NACIONAL DE ENERGIA ELECTRICA**  
**ESTADO DE RESULTADO**

01 AL 31 DE ENERO DE 2018 (Cifras expresadas en Lempiras)



POS	DESCRIPCION	Saldo al 31 de enero de 2018	Saldos al 31 de diciembre de 2017	VARIACION
46	5356500000 Aceites y Grasas Lubricantes	106,549.53	2,893,785.68	-2,787,236.15
46	5356600000 Bunker	-	86,056,026.10	-86,056,026.10
46	5358000000 Productos de Material Plástico	-	22,177.98	-22,177.98
46		803,879.98	548,201,996.93	-547,398,116.95
47	5361000000 Productos Ferrosos	38,348.71	386,880.45	-348,531.74
47	5362000000 Producto no ferroso	-	110,865.43	-110,865.43
47	5363000000 Estructuras Metálicas Acabadas	117,717.35	766,617.39	-648,900.04
47	5364000000 Herramientas Menores	15,264.47	1,122,762.22	-1,107,497.75
47	5365000000 Material de guerra y seguridad	3,196.00	75,954.34	-72,758.34
47	5369200000 Accesorios de metal	-	9,203.22	-9,203.22
47	5369300000 Gasto por Elementos de Ferretería	31,491.20	1,071,572.78	-1,040,081.58
47		206,017.73	3,543,855.83	-3,337,838.10
48	5371000000 Productos de Arcilla y Cerámica	-	55,335.15	-55,335.15
48	5372000000 Productos de Vidrio	-	6,761.50	-6,761.50
48	5375000000 Cemento, Cal y Yeso	3,406.21	56,026.92	-52,620.71
48	5379100000 Productos aislantes	-	36,929.80	-36,929.80
48		3,406.21	155,053.37	-151,647.16
49	5384000000 Piedra, Arcilla y Arena	-	44,200.00	-44,200.00
49		-	44,200.00	-44,200.00
50	5391000000 Elementos de Limpieza y Aseo Personal	87,667.82	600,987.46	-513,319.64
50	5392000000 Útiles de Escritorio, Oficina y Enseñanza	153,079.65	2,018,256.18	-1,865,176.53
50	5393000000 Útiles y Materiales Eléctricos	64,989,045.21	126,039,888.09	-61,050,842.88
50	5394000000 Utensilios de Cocina y Comedor	-	188,234.96	-188,234.96
50	5396000000 Repuestos y Accesorios	429,513.87	28,276,257.37	-27,846,743.50
50	5397000000 CARGOS FIJOS ENERGIA TERMICA	172,460,192.01	2,642,389,864.32	-2,469,929,672.31
50	5397100000 CARGOS POR ENERGIA TERMICA	414,213,618.11	6,252,392,069.44	-5,838,178,451.33
50	5397200000 FACTURAS COMPRA ENERGIA EXTERNA	107,408.23	670,292,861.46	-670,185,453.23
50	5397310000 AUTOGENERADA	-	29,019,428.89	-29,019,428.89
50	5397400000 PEAJE POR COMPRA DE ENERGIA EOR	2,614,472.69	32,117,884.22	-29,503,411.53
50	5397500000 FALLAS POR TRANSACCIONES DE ENERGIA EOR	-	331,129.93	-331,129.93
50	5397600000 CARGOS POR SERVICIO DE ENLACE EOR	29,319.76	350,312.24	-320,992.48
50	5397610000 SERVICIOS DE OPERACION DEL SISTEMA EOR	2,571,532.34	30,789,517.35	-28,217,985.01
50	5397620000 CARGOS POR REGULACION	1,010,063.13	13,184,640.73	-12,174,577.60
50	5397800000 CARGOS POR POTENCIA ENERGIA RENOVABLE	110,988,987.38	685,420,025.07	-574,431,037.69
50	5397810000 CARGOS POR ENERGIA RENOVABLE	733,340,018.37	7,926,438,095.53	-7,193,098,077.16
50	5399100000 Gastos de Materiales Proyecto FOSODE	-	34,015,400.91	-34,015,400.91
50	5399200000 Gastos de Materiales Proyecto Fondos Nordicos	-	55,421,263.65	-55,421,263.65
50	5399300000 Gastos de Materiales Proyecto Antifraude	-	432,269.70	-432,269.70
50	5399400000 Gastos de Operación Patuca III	1,541,890.87	15,908,220.44	-14,366,329.57
50	5399500000 Gastos de Materiales Proyecto A. M. R.	-	7,642,247.59	-7,642,247.59
50		1,504,536,809.44	18,553,268,855.53	-17,048,732,046.09
54	*5300000000 MATERIALES Y SUMINISTROS	1,506,507,022.90	19,112,484,266.43	-17,605,977,243.53
62	5421100000 Muebles Varios de Oficina	-	244,716.10	-244,716.10
62	5421200000 Equipos Varios de Oficina	-	74,500.00	-74,500.00
62	5425100000 Equipo de Comunicación	-	15,980.00	-15,980.00
62	5426000000 Equipos para Computación	-	114,760.00	-114,760.00
62	5428000000 Herramientas Mayores	-	68,200.00	-68,200.00
62	5429000000 Equipos para Electrificación (Medidores, Transform	5,619.36	1,468,945.32	-1,463,325.96
62		5,619.36	1,987,101.42	-1,981,482.06
65	5451000000 Aplicaciones Informáticas	48,774.54	7,846,579.55	-7,797,805.01
65		48,774.54	7,846,579.55	-7,797,805.01
67	5472100000 Construcciones y mejoras de bienes Dom Publico	-	32,354,253.86	-32,354,253.86
67		-	32,354,253.86	-32,354,253.86
55	*5400000000 ADICIONES Y REPARACIONES	54,393.90	42,187,934.83	-42,133,540.93
68	5512310000 Gastos Diferencias en Recaudaciones Bancos	0.21	-851.30	851.51
68		0.21	-851.30	851.51
69	5521200000 Transferencias y Donaciones a Instituciones Descen	-	100,000.00	-100,000.00
69		-	100,000.00	-100,000.00
70	5533100000 Transferencias Organismos Internacionales-Cuotas O	16,369,113.32	165,947,059.18	-149,577,945.86
70		16,369,113.32	165,947,059.18	-149,577,945.86
56	*5500000000 TRANSFERENCIAS Y DONACIONES	16,369,113.53	166,046,207.88	-149,677,094.35
100	5701060000 Ajuste por Impugnación Tomas Fisicas de Inventario	3,466,343.11	14,733,592.95	-11,267,249.84
100		3,466,343.11	14,733,592.95	-11,267,249.84
71	5701010000 Diferencia en el Redondeo	-	0.21	-0.21
71		-	0.21	-0.21
72	5701020000 Revalorización	-	1,435,273.68	-1,435,273.68
72		-	1,435,273.68	-1,435,273.68
73	5701030000 Diferencia en el Precio de Compra	9,816.90	443,881.79	-434,064.89
73		9,816.90	443,881.79	-434,064.89
112		3,476,160.01	16,612,748.63	-13,136,588.62
87	5712100000 Gasto por Intereses Bonos Fideicomiso RPE-2014	21,423,025.55	219,610,030.13	-198,187,004.58
87	5712110000 Gasto por Intereses Bonos Fideicomiso RPE-2013	8,254,221.46	198,059,382.49	-189,805,161.03
87	5712130000 Gasto por Intereses Bonos RBCP-2016	20,571,485.79	149,988,035.47	-129,416,549.68
87	5712140000 GASTO POR INTERESES FIDEICOMISO RPE-2016	30,039,722.22	31,334,366.10	-1,294,643.88
87	5712150000 GASTO POR INTERESES BONO SOBERANO	92,452,101.29	1,016,124,236.37	-923,672,135.08
87	5712160000 GASTO POR INTERESES PRESTAMO TEMPORAL	-	30,651,928.61	-30,651,928.61
87	5712200000 Intereses por Préstamos del Sector Privado	-	42,689,812.63	-42,689,812.63
87	5712210000 GTO. X INTS. FICOSHA DOCTOS DESCONTA A PROVEEDOR	-	2,916,666.67	-2,916,666.67
87	5712300000 Intereses por Préstamos de la Administración Centr	4,763,297.38	71,794,194.51	-67,030,897.13
87	5712800000 Gastos por Com. e Intereses Conv. Subsidiarios BID	2,527,975.39	33,442,916.39	-30,914,941.00
87	5712810000 Gasto Com. Convenio Subsidiario IDA 4536-HO	368,489.06	4,458,917.19	-4,090,428.13
87	5712820000 Gastos Ints. y Comisiones Ptmo. Subs. Jica HO-P6	10,853.31	3,441,481.73	-3,430,628.42
87	5713000000 Comisiones y Otros Gastos de la Deuda Pública Inte	-	6,935,171.24	-6,935,171.24
87		180,411,171.45	1,811,447,139.53	-1,631,035,968.08

**EMPRESA NACIONAL DE ENERGIA ELECTRICA**  
**ESTADO DE RESULTADO**  
**01 AL 31 DE ENERO DE 2018 (Cifras expresadas en Lempiras)**



POS	DESCRIPCION	Saldo al 31 de enero de 2018	Saldos al 31 de diciembre de 2017	VARIACION
89	5732000000 Intereses de la Deuda Pública EXterna a Corto Plaz	40,577,837.94	59,635,410.78	-19,057,572.84
89	5733000000 Comisiones y Otros Gastos de la Deuda Pública EXte	1,172,538.26	10,324,454.19	-9,151,915.93
89		41,750,376.20	69,959,864.97	-28,209,488.77
91	5762100000 Perdida en Correccion monetaria	-	30.68	-30.68
91	5762200000 Perdida cambio de mon ext deuda interna y exter	3,602,207.97	379,923,329.50	-376,321,121.53
91	5762300000 Perdida en cambio de moneda MER	-	69,260.35	-69,260.35
91	5762400000 Perdida conversión monetaria	342,215.24	193,174.30	149,040.94
91	5762500000 Perdida cambio de moneda EPR	48,598.43	1,575,600.00	-1,527,001.57
91		3,993,021.64	381,761,394.83	-377,768,373.19
58	*5710000000 SERVICIO DE LA DEUDA PUBLICA	226,154,569.29	2,263,168,399.33	-2,037,013,830.04
60	5900041000 Prv para Cta de Dudoso Cobro Abonad residenciales	51,043,501.04	669,075,950.17	-618,032,449.13
60	5900042000 Prv para Cta de Dudoso Cobro Abonad Industriales	2,464,431.58	50,659,507.00	-48,195,075.42
60	5900043000 Prv para Cta de Dudoso Cobro Abonad comerciales	13,657,523.01	378,335,293.94	-364,677,770.93
60	*PERDIDAS	67,165,455.63	1,098,070,751.11	-1,030,905,295.48
92	5912100000 Depreciacion Edificios Locales	530,877.82	6,370,533.48	-5,839,655.66
92		530,877.82	6,370,533.48	-5,839,655.66
93	5921100000 Depreciacion Muebles varios de Oficina	262,120.03	3,086,907.47	-2,824,787.44
93	5921200000 Depreciacion Equipos varios de Oficina	207,620.32	2,488,805.34	-2,281,185.02
93	5921300000 Depreciacion Muebles para alojamiento	56,647.14	690,617.26	-633,970.12
93	5921400000 Depreciacion Electrodomesticos	79,653.10	961,875.32	-882,222.22
93	5922700000 Depreciacion Maquinaria y equipo de produccion	51,483,533.24	618,667,966.78	-567,184,433.54
93	5923100000 Depreciacion Equipo Transporte Terrestre	785,633.39	9,443,258.86	-8,657,625.47
93	5924100000 Depreciacion Equipo Medico y Sanitario	24.81	297.73	-272.92
93	5924200000 Depreciacion Equipo de laboratorio Medico	3,742.93	44,923.75	-41,180.82
93	5924300000 Depreciacion Equipo de laboratorio No Medico	26,809.67	317,044.94	-290,235.27
93	5925100000 Depreciacion Equipo de Comunicacion	40,632.36	554,268.75	-513,636.39
93	5925200000 Depreciacion Equipo de Señalamiento	3,485.85	27,392.15	-23,906.30
93	5926000000 Depreciacion Equipo de Computacion	481,648.79	5,870,602.67	-5,388,953.88
93	5927100000 Depreciacion Muebles y equipos Educativos	3,077.50	36,939.75	-33,862.25
93	5927200000 Depreciacion Equipos Recreativos y Deportivos	1,102.58	14,723.11	-13,620.53
93	5928000000 Depreciacion Herramientas Mayores	268,183.89	3,306,307.72	-3,038,123.83
93		53,703,915.60	645,511,931.60	-591,808,016.00
97	5962000000 Depreciacion Computadoras Portatiles	35,115.29	419,215.38	-384,100.09
97		35,115.29	419,215.38	-384,100.09
61	*DEPRECIACION Y AMORTIZACION	54,269,908.71	652,301,680.46	-598,031,771.75
53	*TOTAL GASTOS SERVICIOS PUBLICOS ENERGIA	2,413,481,661.46	29,151,393,738.29	-26,737,912,076.83
14	*TOTAL	531,746,375.14	4,548,764,998.32	-4,017,018,623.18

# EMPRESA NACIONAL DE ENERGIA ELECTRICA

**BALANZA DE COMPROBACION**  
AL 31 DE ENERO DE 2018 (Cifras expresadas en Lempiras)



Soc.	Cta.mayor	Texto breve	Arrastre de saldos	Saldo per. anteriores	Período de informe debe	Saldo Haber per.inf.	Saldo acumulado
HN01	1111140000	Fnds Reint CNTRALZD	HNL	26,193.54	0	0	26,193.54
HN01	1112000018	DEP DE RESIDENTES-Y	HNL	75,973.21	0	0	75,973.21
HN01	1112101201	TRANSMISION	HNL	1,165,008.28	1,492.33	505,656.13	660,844.48
HN01	1112111201	GERENCIA CENTRAL-USD	HNL	3,963,775.40	555,900,315.93	555,772,442.24	4,091,649.09
HN01	1112111202	GENER.ENERG. ELEC. \$	HNL	4,811,140.33	10,567.37	0	4,821,707.70
HN01	1112111203	Apoyo Integ.	HNL	0	403,030.99	251,145.49	151,885.50
HN01	1112111204	GENERACION EUROS	HNL	237,440.72	0	0	237,440.72
HN01	1112111207	GERENCIA CENTR EUROS	HNL	73,769.92	0	0	73,769.92
HN01	1112111300	PROY ENEE RENOV USD	HNL	1,321,692.94	0	0	1,321,692.94
HN01	1112111333	CUENTA UNICA M/E	HNL	0	4,743,563.30	4,743,681.27	-117.97
HN01	1112111801	PROY EN RENOV USD	HNL	56,267.43	0	56,312.11	-44.68
HN01	1112111802	ILIBRETA GER EUROS	HNL	977,825.15	138,841.48	0	1,116,666.63
HN01	1112112101	APOYO A LA INTEGRACI	HNL	1,638.80	0	0	1,638.80
HN01	1112112103	Apoyo Integrac.	HNL	349,692.63	0	0	349,692.63
HN01	1112112105	REH Y REPOT COMP	HNL	127,659.89	0	0	127,659.89
HN01	1112112201	APOY REH Y REPOTENC	HNL	-46.68	0	0	-46.68
HN01	1112114641	TGR CTA. UNICA M.E.	HNL	0	4,743,681.27	0	4,743,681.27
HN01	1112171201	LITORAL ATLANTICO DO	HNL	17.04	0	0	17.04
HN01	1112171202	GERENCIA DISTRIBUCIO	HNL	752,253.46	52,102,661.44	12,896,307.10	39,958,607.80
HN01	1112211058	CTA PTE BCH-ENEE	HNL	-551,509.40	52,643,871.75	52,660,538.42	-568,176.07
HN01	1112211185	LIBRETA ING SIAFI	HNL	0	1,194,670,098.77	1,178,368,649.14	16,301,449.63
HN01	1112211203	SUBGERENIA FDS PRO	HNL	216,951,662.42	1,211,143,457.92	1,373,906,637.79	54,188,482.55
HN01	1112211205	Proy Mejoram Efic Se	HNL	0.01	0	0	0.01
HN01	1112211206	TRANSMISION ENE FDS	HNL	4,244,484.44	18,912,121.88	13,656,607.88	9,499,998.44
HN01	1112211845	BANCO DE OCCIDENTE	HNL	312,684.00	0	0	312,684.00
HN01	1112212105	REHAB Y REPONT COMP	HNL	0.13	181,967.32	181,967.29	0.16
HN01	1112212502	CAMPAÑA DE AHORRO	HNL	250,327.23	0	0	250,327.23
HN01	1112215121	SUB-GERENCIA CS	HNL	476,031.00	0	0	476,031.00
HN01	1112216121	SUB-GERENCIA NO	HNL	126,270.00	0	0	126,270.00
HN01	1112217121	SUB-GERENCIA LA	HNL	25,389.17	0	0	25,389.17
HN01	1112219121	GENERAC ENRG ELECT F	HNL	17,972,604.00	26,584,053.01	33,909,290.60	10,647,366.41
HN01	1112221202	RECAUD INGRESOS POR	HNL	1,487.68	79,243.18	0	80,730.86
HN01	1112271201	SUBGERENCIA NOROCCID	HNL	64,439.04	70,000,000.00	70,000,000.00	64,439.04
HN01	1112271202	SUBGERENCIA CENTRO S	HNL	42,907.72	0	0	42,907.72
HN01	1112271203	SUBGERENCIA LITORAL	HNL	24,594.34	0	0	24,594.34
HN01	1112271204	GERENCIA DE DISTRIBU	HNL	92,379,247.08	601,938,362.06	643,883,974.81	50,433,634.33
HN01	1112272101	OPERACIONES ENEE - S	HNL	0.84	0	0	0.84
HN01	1112281205	Electrificación Rura	HNL	27,758.69	0	0	27,758.69
HN01	1112300000	Int. Fin. Recaudador	HNL	336,327,368.91	3,217,440,045.06	3,455,596,259.51	98,171,154.46
HN01	1112320000	Cooperativas	HNL	4,448,010.95	20,236,504.52	21,762,909.11	2,921,606.36
HN01	1112411600	S.F. PROG. NACIONAL	HNL	28,582.67	0	0	28,582.67
HN01	1112431200	PROY PRF/IDA4536	HNL	0.08	0	0	0.08
HN01	1112431203	PROY PROMEF EFIC SEC	HNL	12,763.01	0	10,751.08	2,011.93
HN01	1112431400	PROY PROMEF IDA453	HNL	-7,827.60	0	0	-7,827.60
HN01	1112431700	PROY PROMEF USD	HNL	-8,695.02	0	0	-8,695.02
HN01	1112500205	Agente Fid Atlántida	HNL	0	877,051,095.19	707,735,485.15	169,315,610.04
HN01	1112511000	FIDUCIARIO FICOHSA	HNL	-325,131.62	498,112,332.42	401,205,337.88	96,581,862.92
HN01	1112531000	FIDUCIARIO BANCON	HNL	-3,195,566.69	0	0	-3,195,566.69
HN01	1112532000	PAG SER D B FID MN	HNL	2,469,491.56	0	0	2,469,491.56
HN01	1112610000	PROYECTO EN RENOV	HNL	65,000.00	0	0	65,000.00
HN01	1112610200	PROY EN RENOV GERENC	HNL	25,802,880.00	1,650,483.81	27,387,823.69	65,540.12
HN01	1112610301	PROY EN RENOV M N	HNL	1,778,403.71	0	1,786,330.59	-7,926.88
HN01	1112610900	APOYO A LA INTEGRA	HNL	0	434,317.96	434,317.89	0.07
HN01	1112612101	PROY EN RENOV USD	HNL	1,322,681.73	0	0	1,322,681.73
HN01	1112710300	EL FOSODE-CONGRE	HNL	7,926.88	0	0	7,926.88
HN01	1112710400	EL RURAL FP	HNL	749,956.75	0	0	749,956.75
HN01	1112710501	ELECT RURAL M/E	HNL	67,225.84	0	0	67,225.84
HN01	1112720351	PAGO SERV. DEUDAS	HNL	576,583.34	447.32	559.77	576,470.89
HN01	1112810000	Efect en transito	HNL	3,882,961.53	533,142.62	691,115.86	3,724,988.29
HN01	1121210000	BonoHN-SEFIN00043	HNL	4,329,000.00	0	0	4,329,000.00
HN01	1121310000	Ac y Val Prop de RED	HNL	153,321,350.00	0	29,900.00	153,291,450.00
HN01	1121320000	Ac y VI Prop REDCA	HNL	6,080,918.03	0	0	6,080,918.03
HN01	1131111000	CXC Abond Res CS	HNL	1,673,274,907.73	751,464,267.84	701,146,225.45	1,723,592,950.12
HN01	1131112000	CXC Abond Res NO	HNL	2,311,181,070.06	383,156,353.19	372,595,568.46	2,321,741,854.79
HN01	1131113000	CXC Abond Res Atl	HNL	362,454,983.43	362,848,233.71	360,597,768.77	364,705,448.37
HN01	1131121000	CXC Abond Ind CS	HNL	95,451,153.24	188,094,034.46	195,418,855.50	88,126,332.20
HN01	1131122000	CXC Abond Ind NO	HNL	299,110,028.73	284,272,179.95	260,696,248.80	322,685,959.88
HN01	1131123000	CXC Abond Ind Atl	HNL	51,459,820.60	259,375,259.05	259,521,158.18	51,313,921.47
HN01	1131131000	CXC Abond Com CS	HNL	788,500,259.03	518,789,036.03	492,296,879.45	814,992,415.61
HN01	1131132000	CXC Abond Com NO	HNL	1,392,060,588.29	289,829,730.87	276,497,100.52	1,405,393,218.64
HN01	1131133000	CXC Abond cOM Atl	HNL	146,987,710.60	277,281,868.07	275,878,573.66	148,391,005.01
HN01	1131211000	CXC S P Ab G Ctr CS	HNL	364,029,227.99	43,073,218.03	30,847,429.61	376,255,016.41
HN01	1131212000	CXC S P Ab G Ctr NO	HNL	298,378,000.30	18,401,082.54	19,577,337.80	297,201,745.04
HN01	1131213000	CXC S P Ab G Ctr Atl	HNL	103,112,974.79	17,620,640.45	19,577,337.80	101,156,277.44



## EMPRESA NACIONAL DE ENERGIA ELECTRICA

**BALANZA DE COMPROBACION**  
AL 31 DE ENERO DE 2018 (Cifras expresadas en Lempiras)



Soc.	Cta.mayor	Texto breve	Arrastre de saldos	Saldo per. anteriores	Periodo de informe debe	Saldo Haber per. inf.	Saldo acumulado
HN01	1131221000	CXC Ab S P CS	HNL	809,016,937.18	45,887,853.31	32,275,710.19	822,629,080.30
HN01	1131222000	CXC Ab S P NO	HNL	209,761,539.28	11,705,189.30	21,952,697.15	199,514,031.43
HN01	1131223000	CXC Ab S P Atl	HNL	134,374,963.14	10,017,959.18	8,817,901.44	135,575,020.88
HN01	1131231000	CXC Ab Mun S P CS	HNL	87,057,409.52	13,579,301.15	4,045,356.86	96,591,353.81
HN01	1131232000	CXC Ab Mun S P NO	HNL	268,710,966.04	43,407,009.82	7,462,987.44	304,654,988.42
HN01	1131233000	CXC Ab Mun S P Atl	HNL	44,131,601.44	8,299,278.37	7,471,272.25	44,959,607.56
HN01	1131244000	CXC Sub. Abo. Consum	HNL	32,700,300.00	8,176,320.00	0	40,876,620.00
HN01	1131245000	CXC Sub. Abo. Consum	HNL	29,070,060.00	7,325,160.00	0	36,395,220.00
HN01	1131246000	CXC Sub. Abo. Consum	HNL	2,792,880.00	723,840.00	0	3,516,720.00
HN01	1131251000	Subs Junt DE AGUA CS	HNL	52,573,407.69	1,422,052.21	0	53,995,459.90
HN01	1131252000	Subs Junt DE AGUA NO	HNL	164,491,344.10	11,156,415.70	0	175,647,759.80
HN01	1132221000	IntXC EPR BID 1095	HNL	2,183,814.71	0	0	2,183,814.71
HN01	1132411100	Falt x C Inv en Proc	HNL	61,822,164.69	0	3,466,343.11	58,355,821.58
HN01	1133110000	Falt X C Maj de Inv	HNL	53,789,068.77	0	0	53,789,068.77
HN01	1133210000	Falt X C Maj Efevo	HNL	370,585.00	0	0	370,585.00
HN01	1133320000	var ctas X cobrar	HNL	15,560,924.41	0	0	15,560,924.41
HN01	1133332000	Cx SAR	HNL	103,972,953.03	0	0	103,972,953.03
HN01	1133340000	Ctas Emb X Prest	HNL	26,630.03	6,703,986.78	6,703,986.78	26,630.03
HN01	1133351000	Cx C D Ener Em C.Sur	HNL	3,968.35	0	0	3,968.35
HN01	1133352000	Cx C Deu Ener Em Nor	HNL	20,156.29	0	0	20,156.29
HN01	1133355000	cx Reseva Prestamo	HNL	148,412,006.22	0	0	148,412,006.22
HN01	1133357000	CATAS/ COBRAR FICOSHA	HNL	34,106,848.08	0	0	34,106,848.08
HN01	1133362000	Fal Rep Mat C Sur	HNL	3,268,516.67	4,597.31	9,194.62	3,263,919.36
HN01	1133365000	Fal Rec pend reg fid	HNL	-0.01	0	0	-0.01
HN01	1133365100	Fal Rec Bco. Ficosha	HNL	12,422,826.37	2,583,123.63	0	15,005,950.00
HN01	1133365300	Fal Rec Bco. Contine	HNL	1,045,349.12	0	0	1,045,349.12
HN01	1133371000	Plan Med Em Tega	HNL	-685,475.80	63,090.35	128,365.41	-750,750.86
HN01	1133372000	Plan Med Em C Sur	HNL	229,744.14	0	0	229,744.14
HN01	1133373000	Plan Med Em Noroc	HNL	533,061.30	0	0	533,061.30
HN01	1133374000	Plan Med Em L Atl	HNL	-449,003.45	0	0	-449,003.45
HN01	1133384000	Gtos Med L Atl	HNL	9,139.94	0	0	9,139.94
HN01	1133391000	Ctas Ret Em Tega	HNL	-5,833.90	0	0	-5,833.90
HN01	1133392000	Ctas Ret Em C Sur	HNL	52,498.05	0	0	52,498.05
HN01	1133393000	Ctas Ret Em Noroc	HNL	86,211.17	0	0	86,211.17
HN01	1133394000	Ctas Ret Em L Atl	HNL	412.58	0	0	412.58
HN01	1133396000	C x C Fondos Reinteg	HNL	0	27,500.00	10,000.00	17,500.00
HN01	1133450000	Transitoria p/Saldos	HNL	62,963.59	0	0	62,963.59
HN01	1133510000	Otras x C Int Nic En	HNL	247,964,675.01	0	0	247,964,675.01
HN01	1133520000	Otras x C IHRE Panam	HNL	1,073,760.91	0	0	1,073,760.91
HN01	1133530000	Otras x C RECO	HNL	26,157,458.45	0	0	26,157,458.45
HN01	1133540000	O C EPR SIEPA B 2016	HNL	82,043,410.31	17,910,315.94	1,567,146.56	98,386,579.69
HN01	1133550000	O x C StandFruit Co	HNL	88,963,304.96	0	0	88,963,304.96
HN01	1133560000	Cont Trans MER	HNL	-31,136,108.49	15,552,695.00	6,225,387.92	-21,808,801.41
HN01	1133570000	O C x C Ag Ad Ferr N	HNL	619,072.63	0	0	619,072.63
HN01	1133580000	Ptmo FPS Clau 67	HNL	20,000.00	0	0	20,000.00
HN01	1133630000	Retenc. Recaudacion	HNL	743,674.17	0	0	743,674.17
HN01	1133680000	Reserva Pago	HNL	11,038,989.04	0	0	11,038,989.04
HN01	1133690000	Reserva Pago	HNL	121,156,923.63	0	0	121,156,923.63
HN01	1133700000	Reserva Pago	HNL	-16,067,022.58	0	0	-16,067,022.58
HN01	1133710000	Reserva Pago	HNL	-92,996,618.34	0	0	-92,996,618.34
HN01	1133720000	Reserva Pago	HNL	4,635,661.70	0	0	4,635,661.70
HN01	1133730000	Reserva Pago	HNL	4,595,982.18	0	0	4,595,982.18
HN01	1134110000	Pv P/ c Dud C Ab Rs	HNL	-3,280,797,734.96	547,184.84	51,043,501.04	-3,331,294,051.16
HN01	1134120000	Pv P/ c Dud C Ab Ind	HNL	-45,329,719.80	2,535,269.15	2,464,431.58	-45,258,882.23
HN01	1134130000	Pv P/ c Dud C Ab Com	HNL	-2,021,139,194.48	16,930.72	13,657,523.01	-2,034,779,786.77
HN01	1134140000	Pv P/c Dud Int Nic E	HNL	-247,964,675.01	0	0	-247,964,675.01
HN01	1134150000	Pv P/c Dud Int IHRE	HNL	-1,073,760.91	0	0	-1,073,760.91
HN01	1134160000	Pv P/c Dud RECO	HNL	-26,157,458.45	0	0	-26,157,458.45
HN01	1134180000	Pv p/c Dud Stand FC	HNL	-88,963,304.96	0	0	-88,963,304.96
HN01	1135100000	Anticipo ISR	HNL	2,673,387.36	0	0	2,673,387.36
HN01	1136110000	Ant Prov nacionales	HNL	68,151,801.44	0	0	68,151,801.44
HN01	1136120000	Ant Prov EXtraj	HNL	75,003,283.60	505,656.13	0	75,508,939.73
HN01	1136911000	Antc P/ Gst Vje CS	HNL	876,117.60	0	9,662.50	866,455.10
HN01	1136912000	Antc P/ Gst Vje NO	HNL	1,494,836.98	0	0	1,494,836.98
HN01	1136913000	Antc P/ Gst Vje Atl	HNL	74,979.19	0	0	74,979.19
HN01	1136914000	Antc P/ Gst Vje Cntr	HNL	536,685.10	2,850.00	13,437.50	526,097.60
HN01	1136921000	Antc P/ Gst Vje CS	HNL	47,146.77	0	0	47,146.77
HN01	1136922000	Antc P/ Gst Vje NO	HNL	479,399.83	0	0	479,399.83
HN01	1136923000	Antc P/ Gst Vje Atl	HNL	3,969.50	0	0	3,969.50
HN01	1136924000	Antc P/ Gst Vje Cntr	HNL	337,632.17	0	0	337,632.17
HN01	1137100000	Antc Gastos Varios	HNL	882,824.09	575,000.00	75,407.47	1,382,416.62
HN01	1151000000	Inv Mat y Sums	HNL	333,591,336.33	2,482,001.71	69,041,832.83	267,031,505.21
HN01	1152000000	Inv Mat y Sum Prys	HNL	79,678,317.41	0	0	79,678,317.41
HN01	1153000000	Inv Repuestos	HNL	275,437,927.83	69,952.60	452,863.87	275,055,016.56

## EMPRESA NACIONAL DE ENERGIA ELECTRICA

**BALANZA DE COMPROBACION**  
AL 31 DE ENERO DE 2018 (Cifras expresadas en Lempiras)



Soc.	Cta.mayor	Texto breve	Arrastre de saldos	Saldo per. anteriores	Periodo de informe debe	Saldo Haber per.inf.	Saldo acumulado
HN01	1154000000	Inv Rp Prys	HNL	20,881,839.81	0	0	20,881,839.81
HN01	1155100000	Inv Cmb uso Gral	HNL	1,681,901.64	1,721,152.33	1,556,707.17	1,846,346.80
HN01	1155300000	Inv Comb Generacion	HNL	17,056,039.35	0	0	17,056,039.35
HN01	1155300099	Inv Comb Gen *TRS*	HNL	22,264,471.18	1,237,600.00	636,752.00	22,865,319.18
HN01	1156200000	EM/RF Inventarios	HNL	-189,904,335.78	3,744,376.44	3,922,516.36	-190,082,475.70
HN01	1156210000	EM/RF Sin Pedido Co.	HNL	-4,011.86	0	0	-4,011.86
HN01	1158200000	PROVISION POR OBSOLE	HNL	-13,721,395.37	0	0	-13,721,395.37
HN01	1161230000	Pag Imprem C Doc	HNL	6,329.51	0	0	6,329.51
HN01	1161250000	CxC Serv. Medic. El	HNL	2,793,854.95	0	0	2,793,854.95
HN01	1161260000	CxC Anticipo	HNL	1,850,794.00	0	0	1,850,794.00
HN01	1161271000	OTROS ACTIVOS	HNL	17,201.23	0	0	17,201.23
HN01	1161280000	OTROS ACTIVOS	HNL	7,804,655.30	0	0	7,804,655.30
HN01	1162210000	Dep en Garan MER	HNL	155,119,400.25	0	0	155,119,400.25
HN01	1311000000	Cst H terrenos	HNL	482,104,664.93	0	0	482,104,664.93
HN01	1312000000	Revaluó de Terrenos	HNL	41,439,412.79	0	0	41,439,412.79
HN01	1321000000	Cst H Edificios	HNL	139,428,387.04	0	0	139,428,387.04
HN01	1322000000	Revaluó de Edificios	HNL	205,245,859.71	0	0	205,245,859.71
HN01	1329100000	Depr Cst H Ed	HNL	-81,532,021.21	0	221,197.88	-81,753,219.09
HN01	1329200000	Depr Reval Edificios	HNL	-102,313,674.98	0	309,679.94	-102,623,354.92
HN01	1341110000	Cst H Hid Cajón	HNL	1,685,830,239.52	0	0	1,685,830,239.52
HN01	1341120000	Cst Rv Ctr Hid Cajón	HNL	16,522,041,260.68	0	0	16,522,041,260.68
HN01	1341131000	Depr Cst H Cajón	HNL	-1,094,419,314.28	0	2,097,955.45	-1,096,517,269.73
HN01	1341132000	Dep Rv Ctr El Cajón	HNL	-15,926,480,682.00	0	4,219,021.26	-15,930,699,703.26
HN01	1341310000	Cst H Cpj Hidr Cañav	HNL	594,843,711.48	0	0	594,843,711.48
HN01	1341320000	Cst Rv Cpj Hidr Cañav	HNL	5,829,787,670.77	0	0	5,829,787,670.77
HN01	1341331000	Depr Cst H Cañaverl	HNL	-592,430,026.97	0	3,486.56	-592,433,513.53
HN01	1341332000	Depr Reval Cañaverl	HNL	-5,771,489,794.17	0	0	-5,771,489,794.17
HN01	1341410000	Cst H Pry Hidr Nísp	HNL	118,008,116.76	0	0	118,008,116.76
HN01	1341420000	Cst Rv Pry Hidr Nísp	HNL	1,156,542,888.24	0	0	1,156,542,888.24
HN01	1341431000	Depr Cst H El Nísp	HNL	-116,079,136.91	0	24,963.25	-116,104,100.16
HN01	1341432000	Dep Rv El Nísp	HNL	-854,095,559.26	0	1,296,463.76	-855,392,023.02
HN01	1341510000	Cst H Sta M Real	HNL	3,371,660.48	0	0	3,371,660.48
HN01	1341520000	Cst Rv Sta m Real	HNL	33,044,082.50	0	0	33,044,082.50
HN01	1341531000	Dep A Cst H S M Real	HNL	-2,597,526.74	0	3,034.48	-2,600,561.22
HN01	1341532000	Dep Rv Sta M Real	HNL	-32,713,641.68	0	0	-32,713,641.68
HN01	1342310000	Cst H Plnt Térm Ce	HNL	106,652,717.89	0	0	106,652,717.89
HN01	1342320000	Cst Rev Plnt Térm Ce	HNL	614,047,064.52	0	0	614,047,064.52
HN01	1342331000	Depr Cst H Plnt Ceib	HNL	-105,525,971.67	0	377.6	-105,526,349.27
HN01	1342332000	Dep Rv Plnt La Ceiba	HNL	-607,907,969.16	0	0	-607,907,969.16
HN01	1351100000	Cst H Líneas Trs N	HNL	1,583,103,246.04	0	0	1,583,103,246.04
HN01	1351200000	Cst Rev Líneas Trs N	HNL	4,410,342,527.11	0	0	4,410,342,527.11
HN01	1351310000	Depr Cst H Lin Trs N	HNL	-1,302,575,269.44	0	1,740,805.73	-1,304,316,075.17
HN01	1351320000	Dep Rv Lin Trs Nac	HNL	-4,010,015,124.76	0	1,798,896.96	-4,011,814,021.72
HN01	1353100000	Cst H Sub Estaciones	HNL	1,016,641,147.62	0	0	1,016,641,147.62
HN01	1353200000	Cst Rev Sub Est	HNL	2,884,052,899.40	0	0	2,884,052,899.40
HN01	1353310000	Depr Cst H Sub Est	HNL	-644,767,535.79	0	1,967,519.62	-646,735,055.41
HN01	1353320000	Dep Rv Sub Est	HNL	-2,095,138,487.67	0	4,685,757.84	-2,099,824,245.51
HN01	1361100000	Cst H Sis de Desp	HNL	121,695,832.45	0	0	121,695,832.45
HN01	1361200000	Cst H Rev Sis de D	HNL	345,318,932.34	0	0	345,318,932.34
HN01	1361310000	Depr Cst H Sis de D	HNL	-100,532,638.71	0	217,929.36	-100,750,568.07
HN01	1361320000	Dep Rv Sis de Desp	HNL	-334,253,260.52	0	50,749.88	-334,304,010.40
HN01	1362100000	Cst H Sis de Dist	HNL	6,398,480,533.23	0	0	6,398,480,533.23
HN01	1362200000	Cst Rev Sis de Dist	HNL	7,898,585,008.56	0	0	7,898,585,008.56
HN01	1362310000	Depr Cst H Sis de D	HNL	-5,338,102,651.35	0	15,014,576.50	-5,353,117,227.85
HN01	1362320000	Dep Rv Sis de Dis	HNL	-4,706,085,416.19	0	18,337,760.88	-4,724,423,177.07
HN01	1371100000	Cst H Maquinaria	HNL	998,430.46	0	0	998,430.46
HN01	1371310000	Depr Cst H Maq	HNL	-765,979.57	0	4,241.12	-770,220.69
HN01	1372100000	Cst H Carga	HNL	1,691,735.36	0	0	1,691,735.36
HN01	1372310000	Depr Cst H Eq Carg	HNL	-1,586,415.40	0	13,941.61	-1,600,357.01
HN01	1373100000	Cst H Eq Mnt Lin Cir	HNL	808,682.56	0	0	808,682.56
HN01	1373310000	Depr Cst H Eq Mt Lin	HNL	-133,771.19	0	6,051.38	-139,822.57
HN01	1379100000	Cst H Herramientas	HNL	110,855,516.11	0	0	110,855,516.11
HN01	1379310000	Depr Cst H Herr	HNL	-106,892,730.04	0	268,183.89	-107,160,913.93
HN01	1381100000	Cst H vehic Trsnp	HNL	234,199,703.47	0	0	234,199,703.47
HN01	1381310000	Dep Cst H veh Tp	HNL	-235,667,382.19	0	785,633.39	-236,453,015.58
HN01	1382100000	Cst H Mob y Eq Of	HNL	78,353,202.75	0	0	78,353,202.75
HN01	1382310000	Depr Cst H M y Eq	HNL	-64,942,049.80	0	469,740.35	-65,411,790.15
HN01	1383100000	Cst H Eq Médico y S	HNL	5,664,546.03	0	0	5,664,546.03
HN01	1383310000	Dep Cst H Eq Méd	HNL	-4,543,013.57	0	30,577.41	-4,573,590.98
HN01	1384100000	Cst H Eq Educac y R	HNL	1,097,097.32	0	0	1,097,097.32
HN01	1384310000	Dep Cst H Eq Ed Rc	HNL	-1,028,410.29	0	4,180.08	-1,032,590.37
HN01	1385100000	Cst H Eq de Inf	HNL	163,415,385.93	0	0	163,415,385.93
HN01	1385310000	Depr Cst H Eq de Inf	HNL	-162,478,129.68	0	481,648.79	-162,959,778.47
HN01	1386100000	Cst H Eq de Com	HNL	14,978,568.94	0	0	14,978,568.94

**EMPRESA NACIONAL DE ENERGIA ELECTRICA**

**BALANZA DE COMPROBACION**  
**AL 31 DE ENERO DE 2018 (Cifras expresadas en Lempiras)**



Soc.	Cta.mayor	Texto breve	Arrastre de saldos	Saldo per. anteriores	Periodo de informe debe	Saldo Haber per.inf.	Saldo acumulado
HN01	1386310000	Depr Cst H Eq de Com	HNL	-14,999,673.23	0	44,118.21	-15,043,791.44
HN01	1386400000	Pinturas obras arte	HNL	57,531.22	0	0	57,531.22
HN01	1387100000	Cst H Equipo de Seg	HNL	5,712,626.26	0	0	5,712,626.26
HN01	1387310000	Depr Cst H Eq de Seg	HNL	-5,214,383.43	0	35,115.29	-5,249,498.72
HN01	1421000000	Cst H Mb, Eq y Viv	HNL	12,580,830.54	0	0	12,580,830.54
HN01	1423100000	Depr C H Mb, Eq Viv	HNL	-11,274,615.53	0	56,647.14	-11,331,262.67
HN01	1431000000	Cst H electodomest	HNL	13,681,723.61	0	0	13,681,723.61
HN01	1433100000	Depr C H Electrodome	HNL	-11,601,534.67	0	79,653.10	-11,681,187.77
HN01	1490012632	AF/Equipo p *TRANS*	HNL	773,735.32	0	0	773,735.32
HN01	1490013842	AF/DEP.COMB *TRANS*	HNL	-240,790,125.03	0	0	-240,790,125.03
HN01	1490013843	AF/MOTOR,EQ *TRANS*	HNL	240,790,125.03	0	0	240,790,125.03
HN01	1490013942	AF/DEP.COMB *TRANS*	HNL	80,245,362.41	0	0	80,245,362.41
HN01	1490013943	AF/MOTOR,EQ *TRANS*	HNL	-80,245,362.41	0	0	-80,245,362.41
HN01	1490014652	AF/Equipo pa *TRANS*	HNL	287,272.09	0	0	287,272.09
HN01	1490014654	AF/TORRES,P *TRANS*	HNL	381,543.43	0	0	381,543.43
HN01	1490014666	AF/Equipo d *TRANS*	HNL	78,858,720.00	0	0	78,858,720.00
HN01	1490015666	AF/LINEAS E *TRANS*	HNL	1,400,977.80	0	0	1,400,977.80
HN01	1490015667	AF/POSTE,TR *TRANS*	HNL	96,272,577.43	0	0	96,272,577.43
HN01	1490015669	AF/ACOMETID *TRANS*	HNL	4,323,520.73	0	0	4,323,520.73
HN01	1490016691	AF/Equipo d *TRANS*	HNL	2,216,877.33	0	0	2,216,877.33
HN01	1490016692	AF/EQUIPO D *TRANS*	HNL	513,170.19	0	0	513,170.19
HN01	1490016693	AF/EQUIP.AL *TRANS*	HNL	2,320,866.23	0	0	2,320,866.23
HN01	1490016891	AF/MOBBI,EQ *TRANS*	HNL	-1,619,808.90	0	0	-1,619,808.90
HN01	1610000000	Aplic informatic	HNL	433,398.05	0	130,851.87	302,546.18
HN01	1630000000	Seguros	HNL	3,607.39	0	1,803.71	1,803.68
HN01	1631000000	Seguros	HNL	130,029.60	0	65,014.84	65,014.76
HN01	1633000000	Pagos Anticipados	HNL	19,860,500.03	0	0	19,860,500.03
HN01	1701000000	Proyecto PROMEF	HNL	36,912,938.19	0	0	36,912,938.19
HN01	1702100000	Proyecto Patuca III	HNL	1,155,578,559.73	0	0	1,155,578,559.73
HN01	1702200000	Proyecto Patuca III	HNL	6,732,164,400.62	0	0	6,732,164,400.62
HN01	1702300000	Proyecto Patuca III	HNL	715,003,293.00	0	0	715,003,293.00
HN01	1702400000	Proyecto Patuca III	HNL	1,467,623.36	0	0	1,467,623.36
HN01	1702500000	Proyecto Patuca III	HNL	24,369,016.90	0	0	24,369,016.90
HN01	1710000000	Proyecto Llanitos JI	HNL	505,700.00	0	0	505,700.00
HN01	1715000000	Py Mant Obras S MOS	HNL	777,774,901.87	0	0	777,774,901.87
HN01	1719000000	PRY BCIE 2038	HNL	391,954.60	0	0	391,954.60
HN01	1722000000	Proy BID	HNL	30,536,585.04	434,317.89	0	30,970,902.93
HN01	1723000000	Proy BID	HNL	13,618,247.09	238,383.17	0	13,856,630.26
HN01	1724000000	Proy BID	HNL	49,104,412.31	0	0	49,104,412.31
HN01	1725000000	Apoy. Integrac.	HNL	308,089,694.40	0	0	308,089,694.40
HN01	1726000000	Proy. Rehab. y Poten	HNL	4,080,933.20	0	0	4,080,933.20
HN01	1727000000	Proy. BID 3103 BL-HO	HNL	69,543,710.39	0	0	69,543,710.39
HN01	1728000000	Proy. Rehab. y Poten	HNL	9,875,953.02	181,967.29	0	10,057,920.31
HN01	1729000000	Proy. Rehab. y Poten	HNL	169,802,938.09	0	0	169,802,938.09
HN01	1730000000	Proy. Rehab. y Poten	HNL	6,054,064.56	0	0	6,054,064.56
HN01	1731000000	Proy. Rehab. y Poten	HNL	8,272,370.10	9,751,329.14	0	18,023,699.24
HN01	1732000000	Subestación Juticalp	HNL	1,868,296.14	0	0	1,868,296.14
HN01	1900000000	ACTIVOS FIJOS CH/CR	HNL	2,017,788,392.11	0	0	2,017,788,392.11
HN01	1910000000	ACTIVOS FIJOS DA	HNL	-1,950,722,834.31	0	0	-1,950,722,834.31
HN01	2111110000	CXP energía térmica	HNL	-7,625,022.78	35,731,093.62	831,169,837.47	-803,063,766.63
HN01	2111150000	CXP energía Renovabl	HNL	-405,111,001.49	838,586,634.03	2,378,183,451.09	-1,944,707,818.55
HN01	2111220000	CXP Prov Energ Ext	HNL	-266,943,360.36	76,666,341.55	77,115,405.25	-267,392,424.06
HN01	2111410000	Int.X P.Prov.térmico	HNL	-418.06	0	0	-418.06
HN01	2111500000	PROVI. COMPRA ENERGI	HNL	-3,504,112,599.86	3,296,426,211.56	1,792,696,826.38	-2,000,383,214.68
HN01	2112110000	Prov. Bienes Nac	HNL	875,413.74	36,969.50	0	912,383.24
HN01	2112120000	Prov Servicios Nac	HNL	-8,288,504.04	380,849,263.63	379,973,671.12	-7,412,911.53
HN01	2112130000	Prov Invent Nac	HNL	-128,027,488.30	78,182,893.80	7,850,946.26	-57,695,540.76
HN01	2112151000	prov. Empleados	HNL	-767,738.18	563,683.24	24,753.97	-228,808.91
HN01	2112152000	Viat Funci Ajenos	HNL	-34,804.90	0	0	-34,804.90
HN01	2112211000	CXP Prov.bienes.eXt	HNL	-11,513,026.08	9,382.00	0	-11,503,644.08
HN01	2113120000	CXP Prov.proyec.Nac	HNL	-1,439,821.79	190,975.11	20,948.78	-1,269,795.46
HN01	2114100000	Arrend E Gener	HNL	-6,701,320.38	21,632,512.37	13,329,060.80	1,602,131.19
HN01	2115114000	CXP S y Sal E P Tg	HNL	0	55,337,458.65	55,337,458.65	0
HN01	2115125000	Provisión Decimo Cua	HNL	-29,961,599.40	0	4,981,881.83	-34,943,481.23
HN01	2115126000	Provisión Decimo Ter	HNL	0	0	5,011,269.97	-5,011,269.97
HN01	2115310000	Ret s Honor	HNL	52,157.55	17,912.50	0	70,070.05
HN01	2116111000	Cot F de PS	HNL	-42,440.15	2,963,145.78	2,963,145.78	-42,440.15
HN01	2116112000	Imppto. s Renta Emple	HNL	0	295,214.38	295,214.38	0
HN01	2116113000	Cont IHSS	HNL	-430,018.71	674,434.12	674,434.12	-430,018.71
HN01	2116114000	Imto Vec E Perm	HNL	-2,053,605.60	15,624.02	15,624.72	-2,053,606.30
HN01	2116123000	Imto Vec E Tem	HNL	0.01	0	0	0.01
HN01	2116200101	Bco Trab E Perm	HNL	133,659.70	202,411.78	202,746.96	133,324.52
HN01	2116200102	Sind Trab ENEE	HNL	416,167.08	671,482.15	671,146.97	416,502.26
HN01	2116200103	Utiles STENEE	HNL	-2,382.25	0	0	-2,382.25

EMPRESA NACIONAL DE ENERGIA ELECTRICA

BALANZA DE COMPROBACION  
AL 31 DE ENERO DE 2018 (Cifras expresadas en Lempiras)



Soc.	Cta.mayor	Texto breve	Arrastre de saldos	Saldo per. anteriores	Período de informe debe	Saldo Haber per.inf.	Saldo acumulado
HN01	2116200104	Coleg PM y CP	HNL	-5,608.30	11,757.48	11,757.48	-5,608.30
HN01	2116200105	Int Ing ELECT	HNL	441.07	7,337.16	7,337.16	441.07
HN01	2116200106	IMPREMA	HNL	95,975.83	39,571.27	115,380.72	20,166.38
HN01	2116200108	Celstel	HNL	0	9,245.22	9,245.22	0
HN01	2116200109	Cont Pol Par Nac	HNL	-3,243,454.10	396,400.47	397,754.32	-3,244,807.95
HN01	2116200110	Fdo Med Hosp	HNL	-4,065.06	0	0	-4,065.06
HN01	2116200111	Seguro de Vida	HNL	-5,091.16	0	0	-5,091.16
HN01	2116200112	Coop Em SPS	HNL	176,964.15	897,203.42	897,203.42	176,964.15
HN01	2116200113	Coop Em Cañav	HNL	0	90,445.11	90,445.11	0
HN01	2116200114	Coop Em Nisper	HNL	-305,227.90	81,276.35	79,922.50	-303,874.05
HN01	2116200115	Coop Em Tegus	HNL	-42,598.19	2,574,968.84	2,574,968.84	-42,598.19
HN01	2116200116	Ptmo Viv FPS	HNL	1,034,846.79	0	0	1,034,846.79
HN01	2116200117	Fond Esp FPS	HNL	-83,997.34	0	0	-83,997.34
HN01	2116200118	Ptmo Veh FPS	HNL	-710,416.13	0	0	-710,416.13
HN01	2116200120	Ptmo Esc FPS	HNL	379,908.92	0	0	379,908.92
HN01	2116200121	Consol D FPS	HNL	33,248.07	0	0	33,248.07
HN01	2116200122	Ptmo D Sal FPS	HNL	240,431.45	0	0	240,431.45
HN01	2116200123	Ptmo Personal FPS	HNL	-532,589.60	0	0	-532,589.60
HN01	2116200124	Ptmo emergente FPS	HNL	-310,577.93	0	0	-310,577.93
HN01	2116200127	Embargos Saldo	HNL	-3,420,137.75	1,088,474.01	1,044,615.10	-3,376,278.84
HN01	2116200128	Grupo Capital	HNL	66,555.72	1,680,942.08	1,724,800.99	22,696.81
HN01	2116200129	Fondo de Prestacione	HNL	5,587,837.31	10,921,011.11	10,921,011.11	5,587,837.31
HN01	2116200130	Bco. Desarrollo Rura	HNL	-21,637.86	1,055,911.51	1,055,911.51	-21,637.86
HN01	2116200410	Prestaciones por Pag	HNL	-205,333.03	0	0	-205,333.03
HN01	2116200411	Prestaciones por Pag	HNL	-5,072,428.90	0	0	-5,072,428.90
HN01	2116200412	Prestaciones por Pag	HNL	-1,578,058.99	0	0	-1,578,058.99
HN01	2116200413	Prestaciones por Pag	HNL	1,644,151.71	2,093,287.38	2,093,287.38	1,644,151.71
HN01	2116300101	Imto S V X C C S	HNL	583,846.74	0	0	583,846.74
HN01	2116300102	Imto S V X C Norc	HNL	-616,933.63	0	0	-616,933.63
HN01	2116300103	Imto S V X C L Atla	HNL	-346,757.33	0	0	-346,757.33
HN01	2116300104	Impto. s Ventas	HNL	-12,628,668.15	52,287.09	44,329.43	-12,620,710.49
HN01	2116300107	Retención 1% Impto.	HNL	-5,536.28	0	0	-5,536.28
HN01	2116300301	Cuo Pat IHSS	HNL	-2,827,732.76	5,015,156.63	3,508,831.81	-1,321,407.94
HN01	2116300302	Cuo Pat FPS	HNL	6,896,077.27	5,740,061.94	5,740,061.68	6,896,077.53
HN01	2116300303	Cuo P IMPREMA	HNL	-858,450.60	93,828.20	59,357.04	-823,979.44
HN01	2116300304	Cuota INFOP	HNL	-721,997.69	2,744,958.21	2,782,839.97	-759,879.45
HN01	2116314000	25% Consultores Extr	HNL	849.35	0	0	849.35
HN01	2117030000	Imto S V X Vta Abon	HNL	-31,337,855.40	11,013,563.63	9,675,580.59	-29,999,872.36
HN01	2118020000	Res Pag P Noroc	HNL	-603,384.71	0	0	-603,384.71
HN01	2118030000	Res Pag P L Atla	HNL	-1,319,205.70	0	0	-1,319,205.70
HN01	2118040000	Res Pag P Tega	HNL	-17,961,407.99	25,000.00	0	-17,936,407.99
HN01	2118050000	Dev Cost M C Sur	HNL	0	3,594.88	3,594.88	0
HN01	2118060000	Dev Cost M Noroc	HNL	0	8,537.84	8,537.84	0
HN01	2118080000	Credit por liq clien	HNL	-1,769.01	0	0	-1,769.01
HN01	2118090000	CXP LIBRETAS HNL	HNL	-544,505,380.33	64,917,287.55	37,799,018.50	-517,387,111.28
HN01	2118090100	IMPUESTO SOBRE VEN	HNL	-14,440,914.65	4,400,046.82	8,146,346.02	-18,187,213.85
HN01	2118090200	MULTAS Y PENAS	HNL	-51,567.88	0	0	-51,567.88
HN01	2118100000	CXP LIBRETAS USD	HNL	-131,467,688.98	28,310,631.29	42,426,297.91	-145,583,355.60
HN01	2121410000	D Ext Suiza CPV	HNL	-146,617.94	0	2,314.29	-148,932.23
HN01	2121420000	D Ext Suiza CPVI	HNL	-1,164,498.29	0	54,351.49	-1,218,849.78
HN01	2121430000	Cuentas por Pagar	HNL	-216,482,368.30	0	2,035,315.88	-218,517,684.18
HN01	2122100000	Ctas. por Pagar	HNL	-24,054,551.21	1,219,329.26	5,924,697.98	-28,759,919.93
HN01	2122210000	D I C P Gobierno ERP	HNL	-229,061,407.05	20,738,281.18	3,781.37	-208,326,907.24
HN01	2122230000	DICP BID 2016/BLHO	HNL	-20,059,752.61	3,911.96	0	-20,055,840.65
HN01	2122240000	DICP BID 1584/SFHO	HNL	-23,695,780.98	11,844,976.52	3,515.74	-11,854,320.20
HN01	2122440000	PTMO. SEFIN	HNL	-4,553,496,299.16	0	0	-4,553,496,299.16
HN01	2131310000	DEM BC CP BNP 240982	HNL	-5,505,352.42	1,073.63	0	-5,504,278.79
HN01	2132210000	Gobierno ERP	HNL	-3,568,283,594.50	705,159.33	20,699,118.86	-3,588,277,554.03
HN01	2132220000	DIM FContraValor Ho	HNL	-238,708,074.77	46,551.71	0	-238,661,523.06
HN01	2132230000	DIM GC BID 2016/BLHO	HNL	-40,119,505.20	7,823.91	0	-40,111,681.29
HN01	2132240000	DIM GC BID 1584/SFHO	HNL	-17,782,034.88	11,604.54	11,844,976.52	-29,615,406.86
HN01	2141320000	Int x P Indand Come	HNL	-50,757,345.65	262,757.48	40,359,728.02	-90,854,316.19
HN01	2141321000	Com. x Pagar Ptmo. I	HNL	-13,220,694.29	9,607,904.22	1,172,538.26	-4,785,328.33
HN01	2141410000	IxP DE Suiz UBS C Pa	HNL	-3,259.33	123.47	1,476.57	-4,612.43
HN01	2141420000	IxP DESuiz UBS CI Pa	HNL	-349,628.04	14,656.44	169,448.72	-504,420.32
HN01	2142001000	IXP. Bonos RBCP-2016	HNL	-38,511,106.98	51,955,357.50	20,571,485.79	-7,127,235.27
HN01	2142130000	Banco Atlantida US\$	HNL	-17,217,706.15	73,922.25	4,127,077.50	-21,270,861.40
HN01	2142140000	Banco Atlantida US\$	HNL	-12,670,066.04	53,197.15	4,127,077.50	-16,743,946.39
HN01	2142150000	Banco Ficohsa US\$ 50	HNL	-16,781,663.89	3,272.68	4,127,077.50	-20,905,468.71
HN01	2142160000	Banco Ficohsa US\$50.	HNL	-16,642,767.39	3,245.59	4,085,806.73	-20,725,328.53
HN01	2142161000	BANPAIS	HNL	-138,896.49	27.09	41,270.78	-180,140.18
HN01	2142171000	Banco Ficohsa	HNL	-1,515,829.78	7,925.36	619,061.63	-2,126,966.05
HN01	2142181000	Banco Ficohsa	HNL	341,326.72	0	1,147,885.53	-806,558.81
HN01	2142182000	LAFISE	HNL	-1,857,156.48	922,441.38	383,818.21	-1,318,533.31

## EMPRESA NACIONAL DE ENERGIA ELECTRICA

**BALANZA DE COMPROBACION**  
AL 31 DE ENERO DE 2018 (Cifras expresadas en Lempiras)



Soc.	Cta.mayor	Texto breve	Arrastre de saldos	Saldo per. anteriores	Periodo de informe debe	Saldo Haber per.inf.	Saldo acumulado
HN01	2142190000	BCH RPE-2014 ISIN 38	HNL	-0.01	0	0	-0.01
HN01	2142190002	INT BONOS RPE-2016	HNL	-791,388.93	0	143,888.89	-935,277.82
HN01	2142192000	BCH RPE-2014 ISIN 62	HNL	-20,691,122.22	0	18,868,755.56	-39,559,877.78
HN01	2142193000	BCH RPE-2014 ISIN 63	HNL	-2,554,269.99	0	2,554,269.99	-5,108,539.98
HN01	2142210000	Gobierno ERP	HNL	-29,700,412.77	3,355,689.13	4,763,297.38	-31,108,021.02
HN01	2142230000	IxP DI BID 2016/BLHO	HNL	-4,895,715.53	954.74	859,390.01	-5,754,150.80
HN01	2142231000	IxP DI BID 3103/BL-H	HNL	-3,907,176.22	791.96	943,618.60	-4,850,002.86
HN01	2142232000	Com. x Pagar Ptmo. B	HNL	-217,895.85	42.49	12,442.61	-230,295.97
HN01	2142240000	IxP DI BID 1584/SFHO	HNL	-7,718,378.09	6,431,949.24	550,319.02	-1,836,747.87
HN01	2142241000	IxP DI BID 3435/BL-H	HNL	-252,685.14	49.28	110,685.65	-363,321.51
HN01	2142242000	Com. x Pagar Ptmo. B	HNL	-902,980.14	176.09	101,929.48	-1,004,733.53
HN01	2142250000	IxP DI IDA 4536-HO	HNL	-2,943,452.51	2,211,939.65	368,489.06	-1,100,001.92
HN01	2142300000	BCO OCCIDENTE L 400	HNL	0.02	0	0	0.02
HN01	2142302000	BCO. OCCIDENTE 550 M	HNL	0.1	0	0	0.1
HN01	2142303000	BCO. OCCIDENTE 550 M	HNL	0.01	0	0	0.01
HN01	2142310000	Bco. Atlantida	HNL	-0.01	0	0	-0.01
HN01	2142320000	INTERESES JICA HO-P6	HNL	-217,430.92	42.4	9,976.67	-227,365.19
HN01	2142416000	Ficohsa	HNL	0.01	0	0	0.01
HN01	2142450000	INT. PTMO. BONO	HNL	-504,182,252.88	516,483,948.22	92,452,101.29	-80,150,405.95
HN01	2142460000	INT. FICOSHA/ DCOTOS	HNL	-2,916,666.67	0	29,895,833.33	-32,812,500.00
HN01	2151310000	B.N.P. 24-09-82	HNL	-3,655,401.99	712.86	0	-3,654,689.13
HN01	2152210000	Gobierno ERP	HNL	-1,493,256,485.80	298,110.78	3,349,897.10	-1,496,308,272.12
HN01	2152230000	BID 2016/BL-HO	HNL	-24,994,175.23	4,874.25	0	-24,989,300.98
HN01	2152231000	BID 3103/BL-HO	HNL	-18,170,232.87	3,543.47	0	-18,166,689.40
HN01	2152240000	BID 1584/SF-HO	HNL	-10,414,326.66	53,946.13	6,431,949.24	-16,792,329.77
HN01	2152241000	BID 3435/BL-HO	HNL	-4,116,973.79	802.87	0	-4,116,170.92
HN01	2152250000	IDA 4536-HO	HNL	-8,845,462.55	1,725.00	2,211,365.63	-11,055,103.18
HN01	2152310000	INTS. Y COMIS. JICA	HNL	-6,450,300.42	1,257.91	0	-6,449,042.51
HN01	2211320000	Industrial and Comer	HNL	-5,109,036,367.22	996,841.10	2,569,773.22	-5,110,609,299.34
HN01	2211510000	Suiza UBS Club dePar	HNL	-3,125,964.63	0	190,555.64	-3,316,520.27
HN01	2211520000	Suiza UBS Club dePar	HNL	-41,267,399.24	18,139.27	2,569,536.43	-43,818,796.40
HN01	2212210000	Int.x P Ref. Bonos C	HNL	-1,215,330,000.00	0	0	-1,215,330,000.00
HN01	2212400000	Banco Atlantida US\$	HNL	-825,576,500.00	161,000.00	0	-825,415,500.00
HN01	2212500000	Banco Atlantida US\$	HNL	-828,362,500.00	2,947,000.00	0	-825,415,500.00
HN01	2212600000	Banco Ficohsa US\$ 50	HNL	-825,576,500.00	161,000.00	0	-825,415,500.00
HN01	2212700000	Banco Ficohsa US\$ 50	HNL	-817,320,735.00	159,390.00	0	-817,161,345.00
HN01	2212701000	BANPAIS	HNL	-8,255,765.00	1,610.00	0	-8,254,155.00
HN01	2212801000	Banco Ficohsa	HNL	-123,836,475.00	24,150.00	0	-123,812,325.00
HN01	2212901000	FICOSHA	HNL	-47,057,860.50	9,177.00	0	-47,048,683.50
HN01	2212902000	LAFISE	HNL	-76,778,614.50	14,973.00	0	-76,763,641.50
HN01	2213100000	Gobierno ERP	HNL	-2,912,398,102.74	567,962.02	0	-2,911,830,140.72
HN01	2213200000	Fondo contavalor Hon	HNL	-2,569,773.22	2,569,773.22	0	0
HN01	2213300000	BID 2016/BL-HO	HNL	-603,225,410.93	117,638.15	0	-603,107,772.78
HN01	2213310000	BID 3103/BL-HO	HNL	-400,167,544.11	78,038.77	0	-400,089,505.34
HN01	2213400000	BID 1584/SF-HO	HNL	-308,120,916.70	60,088.27	0	-308,060,828.43
HN01	2213410000	BID 3435/BL-HO	HNL	-99,527,445.71	19,409.37	0	-99,508,036.34
HN01	2213420000	JICA HO-P6 L/PLAZO	HNL	-7,246,956.75	0	10,088,305.33	-17,335,262.08
HN01	2213500000	IDA 4536-HO	HNL	-589,697,500.00	115,000.00	0	-589,582,500.00
HN01	2214000002	BONOS RPE-2016	HNL	-20,000,000.00	0	0	-20,000,000.00
HN01	2214200000	BCH RPE-2014 ISIN62-	HNL	-2,794,000,000.00	0	0	-2,794,000,000.00
HN01	2214300000	BCH RPE-2014 ISIN 63	HNL	-373,583,000.00	0	0	-373,583,000.00
HN01	2216000000	PTMO. BONO	HNL	-11,870,887,844.13	2,316,149.13	5,871,437.36	-11,874,443,132.36
HN01	2216100000	FICOSHA/DOCTOS DESCO	HNL	-2,492,209,600.23	0	0	-2,492,209,600.23
HN01	2232000000	Focos Ahorro de Ener	HNL	-368,114.41	0	0	-368,114.41
HN01	2233000000	Fideicomiso Bco.Cont	HNL	-0.01	0	0	-0.01
HN01	2234000000	Reserva Depósitos BC	HNL	-723,731.56	81,983,375.82	81,922,615.64	-662,971.38
HN01	2241000000	Depositos en Garantí	HNL	-502,545,693.57	17,929.20	591,726.56	-503,119,490.93
HN01	2242000000	Deposito 5%	HNL	-5,065,642.36	570	154,566.60	-5,219,638.96
HN01	2244000000	Depositos Tesoreria	HNL	-55,615.47	54,017.85	54,017.85	-55,615.47
HN01	2245000000	Aporte clientes para	HNL	-19,744,753.84	0	0	-19,744,753.84
HN01	2247000000	Aporte clientes para	HNL	-82,525,210.59	7,206.90	0	-82,518,003.69
HN01	2250000000	Otros Creditos Difer	HNL	132,802,765.75	74,173,283.88	69,748,502.37	137,227,547.26
HN01	2251000000	Otros Creditos Difer	HNL	-14,113,538.50	16,642.88	4,494,812.12	-18,591,707.74
HN01	2252000000	Otros Creditos Difer	HNL	-36,358.58	0	0	-36,358.58
HN01	2254000000	Otros Creditos Difer	HNL	9,150,043.35	0	0	9,150,043.35
HN01	2261000000	CXP Permanentes	HNL	-639,806,974.41	2,316,858.12	5,264,576.58	-642,754,692.87
HN01	2262000000	CXP Temporales	HNL	-102,659,698.40	259,218.79	586,354.60	-102,986,834.21
HN01	2263000000	Intereses ELCOSA	HNL	-95,634,976.05	0	0	-95,634,976.05
HN01	2264000000	Ints. EMCE CHOLOMA I	HNL	-164,640,185.34	0	0	-164,640,185.34
HN01	2265000000	Ints.EMCE CHOLOMA II	HNL	-44,968,595.48	0	0	-44,968,595.48
HN01	2266000000	Intereses LUFUSSA I	HNL	-107,152,717.51	0	0	-107,152,717.51
HN01	2267000000	Intereses LUFUSSA II	HNL	-232,027,056.57	0	0	-232,027,056.57
HN01	2268000000	Ints. LUFUSSA III	HNL	-1,357,233,850.69	0	0	-1,357,233,850.69
HN01	2269000000	Ints. ENERSA 200MW	HNL	-1,276,618,806.99	0	0	-1,276,618,806.99

## EMPRESA NACIONAL DE ENERGIA ELECTRICA

**BALANZA DE COMPROBACION**  
AL 31 DE ENERO DE 2018 (Cifras expresadas en Lempiras)



Soc.	Cta.mayor	Texto breve	Arrastre de saldos	Saldo per. anteriores	Período de informe debe	Saldo Haber per.inf.	Saldo acumulado
HN01	2270000000	Ints. ENERSA 30 MW	HNL	-134,156,478.91	0	0	-134,156,478.91
HN01	2310000000	Sobrantes Inv.Emplea	HNL	-31,909,241.37	0	0	-31,909,241.37
HN01	2311000000	Sobrantes Inv.Proces	HNL	-21,550,407.72	0	0	-21,550,407.72
HN01	2311200000	Sob Rec Pend identif	HNL	-4,442,253.36	0	0	-4,442,253.36
HN01	2311210000	Sob Rec Bco. Ficosha	HNL	-10,401,639.61	0	0	-10,401,639.61
HN01	2913320000	Trans. Stock Proyect	HNL	-71,124,991.27	0	0	-71,124,991.27
HN01	3111000000	Capital Propio	HNL	-1,721,121,046.87	0	0	-1,721,121,046.87
HN01	3121010000	Del Estado	HNL	-202,254,858.16	0	0	-202,254,858.16
HN01	3121020000	Del Sector Privado	HNL	-2,589,332.29	0	0	-2,589,332.29
HN01	3121030000	Proyec Financ.FOSODE	HNL	-494,040,695.28	0	0	-494,040,695.28
HN01	3121040000	FOSODE Decret.119-97	HNL	-9,760,239.90	0	0	-9,760,239.90
HN01	3121050000	Préstamo BCIE-264-0	HNL	-327,156,933.84	0	0	-327,156,933.84
HN01	3121060000	Transf.Dife.Petróleo	HNL	-56,708,965.52	0	0	-56,708,965.52
HN01	3121070000	EKSPORTFINANS	HNL	-352,105,572.30	0	0	-352,105,572.30
HN01	3121080000	Prestamos 787-918	HNL	-41,020,050.00	0	0	-41,020,050.00
HN01	3121090000	Trans.Proyecto Japón	HNL	-245,442,277.08	0	0	-245,442,277.08
HN01	3121100000	Proyecto Japón III	HNL	-45,583,724.62	0	0	-45,583,724.62
HN01	3121110000	Sesión T.Ext. Líneas	HNL	-1,368,686,384.99	1,980,503.44	0	-1,366,705,881.55
HN01	3121120000	Transf.Prés.BCIE2330	HNL	-100,823,773.57	0	0	-100,823,773.57
HN01	3121130000	Programa MARENA	HNL	-969,970.00	0	0	-969,970.00
HN01	3121140000	Est.Geol.Top.Tablón	HNL	-494,969.40	0	0	-494,969.40
HN01	3121150000	Mej.Dist.Energía.Rur	HNL	-4,000,000.00	0	0	-4,000,000.00
HN01	3121160000	Rehab. Santa María	HNL	-49,318,793.09	0	0	-49,318,793.09
HN01	3121170000	Exp.Sistema Int. III	HNL	-164,709,858.39	0	0	-164,709,858.39
HN01	3121180000	Coop.Secr.Agríc.Gan.	HNL	-10,944,210.29	0	0	-10,944,210.29
HN01	3121190000	LUFUSA Sub Estación	HNL	-28,096,600.00	0	0	-28,096,600.00
HN01	3121200000	Proyecto (USAID)	HNL	-16,813,447.00	0	0	-16,813,447.00
HN01	3121210000	Coop.Técnic.SAG/ENEE	HNL	-81,636,526.20	0	0	-81,636,526.20
HN01	3121220000	ABB OY Finlandia	HNL	-433,096,013.64	0	0	-433,096,013.64
HN01	3121230000	Coop.Taiwán Patuca I	HNL	-4,800,099.38	0	0	-4,800,099.38
HN01	3121240000	Coop.Técnica Ceiba	HNL	-3,822,392.42	0	0	-3,822,392.42
HN01	3121250000	Fondo Nórdico #440	HNL	-152,069,348.21	0	0	-152,069,348.21
HN01	3121260000	Capitali.Gob.Central	HNL	-2,826,701,276.03	0	0	-2,826,701,276.03
HN01	3121270000	Gob.Prést BID - 1584	HNL	-195,282,821.72	0	0	-195,282,821.72
HN01	3121280000	Proye.Hidroeléctrico	HNL	-966,513,442.49	0	0	-966,513,442.49
HN01	3121290000	IDA-4536 HO Mon Nac	HNL	-47,419,512.85	0	0	-47,419,512.85
HN01	3121300000	IDA-4536 HO Mon Ext	HNL	-343,241,417.06	0	0	-343,241,417.06
HN01	3121310000	Préstamo Electrific.	HNL	-1,072,550,213.48	0	0	-1,072,550,213.48
HN01	3121320000	PROMEY Equipo/Vehícu	HNL	-13,224,453.00	0	0	-13,224,453.00
HN01	3121340000	Transf. Transformado	HNL	-78,858,720.00	0	0	-78,858,720.00
HN01	3121350000	Transf. Prestamo BID	HNL	-61,739,863.80	0	434,317.96	-62,174,181.76
HN01	3121360000	Transf. Proy. BID	HNL	-10,360,295.43	0	0	-10,360,295.43
HN01	3121370000	Transf. Proy. BID 34	HNL	-105,367,929.50	0	181,967.32	-105,549,896.82
HN01	3131000000	Rev.Bienes Muebles	HNL	-15,154,706,488.63	0	0	-15,154,706,488.63
HN01	3141000000	Condonación de Deuda	HNL	-1,536,846,990.19	0	0	-1,536,846,990.19
HN01	3151000000	Aportes Organismos I	HNL	-23,714,442.35	0	0	-23,714,442.35
HN01	3160000000	cuenta remanente	HNL	4,548,764,998.32	0	4,548,764,998.32	0
HN01	3161000000	Supers.años anteriore	HNL	-2,214,524,435.70	0	0	-2,214,524,435.70
HN01	3163000000	Deficit año anterior	HNL	54,156,013,075.62	4,557,284,695.23	31,372,399.20	58,681,925,371.65
HN01	4111100000	Vta E S Res No Subs	HNL	0	0	681,103,248.28	-681,103,248.28
HN01	4111300000	Vta Ene Sect Comer	HNL	0	0	517,463,272.00	-517,463,272.00
HN01	4111400000	Vta Ener Sec Indus	HNL	0	0	370,838,465.36	-370,838,465.36
HN01	4111500000	Vta Ener Gob Cent	HNL	0	0	42,660,413.59	-42,660,413.59
HN01	4111600000	Vta Instit Aut Pub	HNL	0	0	53,009,405.57	-53,009,405.57
HN01	4111700000	Vta Municipalidades	HNL	0	0	53,298,022.75	-53,298,022.75
HN01	4113110000	Des. Tercera edad Ce	HNL	0	7,903,506.92	0	7,903,506.92
HN01	4113120000	Des. Tercera edad No	HNL	0	4,707,172.22	0	4,707,172.22
HN01	4113130000	Des. Tercera edad Li	HNL	0	1,690,075.11	0	1,690,075.11
HN01	4113210000	Desc. Asilo de Ancia	HNL	0	95,187.70	0	95,187.70
HN01	4113220000	Desc. Asilo de Ancia	HNL	0	56,202.64	0	56,202.64
HN01	4113230000	Desc. Asilo de Ancia	HNL	0	14,134.44	0	14,134.44
HN01	4114100000	Rect fact consumo re	HNL	0	249,044.20	234,462.97	14,581.23
HN01	4114200000	Rect fact consumo re	HNL	0	2,352.50	2,014,346.00	-2,011,993.50
HN01	4114300000	Rect fact consumo re	HNL	0	0	42,835.65	-42,835.65
HN01	4117100000	Recargos por Mora	HNL	0	0	45,457,741.20	-45,457,741.20
HN01	4117200000	Ing Var Ser E (S Mi)	HNL	0	0	15,767,872.51	-15,767,872.51
HN01	4117300000	Alquil Bie Inst Eléc	HNL	0	0	6,457,887.92	-6,457,887.92
HN01	4117400000	Otros Ingres Eléc	HNL	0	12,040.16	1,768,929.62	-1,756,889.46
HN01	4117700000	Ingresos por deposit	HNL	0	0	1,019,623.20	-1,019,623.20
HN01	4118000000	Ing. de Comercializa	HNL	0	0	92,109,792.70	-92,109,792.70
HN01	4118400000	Ing Oper Aj Ser Pub	HNL	0	190,256.46	3,947,682.91	-3,757,426.45
HN01	4119200000	Transmisión (Peaje)	HNL	0	0	549,798.57	-549,798.57
HN01	4119300000	Fallas	HNL	0	0	512,444.77	-512,444.77
HN01	4119600000	Venta Ener Oportu	HNL	0	0	1,500,183.60	-1,500,183.60

## EMPRESA NACIONAL DE ENERGIA ELECTRICA

**BALANZA DE COMPROBACION**  
AL 31 DE ENERO DE 2018 (Cifras expresadas en Lempiras)



Soc.	Cta.mayor	Texto breve	Arrastre de saldos	Saldo per. anteriores	Período de informe debe	Saldo Haber per. inf.	Saldo acumulado
HN01	4235000000	Ing. Netos Int y Div	HNL	0	0	92,795.27	-92,795.27
HN01	4716016000	Ingreso por Diferenc	HNL	0	0	152,514.19	-152,514.19
HN01	4716030000	Diferencia en el Pre	HNL	0	0	2,700.00	-2,700.00
HN01	4722000000	G Por Reval Pre EXtr	HNL	0	0	6,650,820.04	-6,650,820.04
HN01	5111000000	Sueldos Básicos	HNL	0	54,908,002.72	0	54,908,002.72
HN01	5115100000	Decimotercer Mes	HNL	0	4,473,948.06	16,951.52	4,456,996.54
HN01	5115200000	Decimocuarto Mes	HNL	0	4,292,750.53	6,501.95	4,286,248.58
HN01	5116000000	Vacaciones	HNL	0	7,512,847.96	37,081.64	7,475,766.32
HN01	5117200000	Imprema	HNL	0	116,250.96	56,893.92	59,357.04
HN01	5117500000	Contribuciones para	HNL	0	2,748,952.32	1,460,968.78	1,287,983.54
HN01	5117600000	Contribuciones al In	HNL	0	3,320,934.35	1,495,778.90	1,825,155.45
HN01	5117900000	Otras Contribuciones	HNL	0	11,109,621.14	5,450,217.82	5,659,403.32
HN01	5121000000	Sueldos Básicos	HNL	0	7,565,865.90	0	7,565,865.90
HN01	5124100000	Decimotercer Mes	HNL	0	616,726.34	0	616,726.34
HN01	5124200000	Decimocuarto Mes	HNL	0	718,986.92	0	718,986.92
HN01	5141000000	Horas EXtraordinaria	HNL	0	4,609,615.57	20,193.79	4,589,421.78
HN01	5161000000	Beneficios	HNL	0	1,511,376.95	1,366,763.98	144,612.97
HN01	5162000000	Compensaciones	HNL	0	11,400,278.89	1,388.21	11,398,890.68
HN01	5211100000	Energía Inter.Consum	HNL	0	8,921,235.18	0	8,921,235.18
HN01	5212100000	Serv. Agua Consumido	HNL	0	4,718.45	0	4,718.45
HN01	5212200000	Comp Alquiler edific	HNL	0	713,794.86	0	713,794.86
HN01	5214200000	Telefonía Fija	HNL	0	86,578.38	6,102.67	80,475.71
HN01	5214900000	Otros Servicios Bási	HNL	0	1,460.34	730.17	730.17
HN01	5222100000	Alquiler de Equipos	HNL	0	15,840,203.71	39,353.96	15,800,849.75
HN01	5223000000	Alquiler de Tierras	HNL	0	145,458.00	0	145,458.00
HN01	5242000000	Estudios, Investigac	HNL	0	7,000.00	0	7,000.00
HN01	5246000000	Servicios de Informá	HNL	0	5,870.09	0	5,870.09
HN01	5247100000	OTROS SERV. TECNICOS	HNL	0	1,158,143.05	0	1,158,143.05
HN01	5251000000	Servicio de Transpor	HNL	0	152,364.77	173,560.92	-21,196.15
HN01	5253000000	Servicio de Imprenta	HNL	0	189,196.43	0	189,196.43
HN01	5254000000	Primas y Gastos de S	HNL	0	5,463,716.93	748,824.19	4,714,892.74
HN01	5255000000	Comy gtos fid B Atla	HNL	0	1,275,272.90	0	1,275,272.90
HN01	5255100000	Com y gtos fid b Fic	HNL	0	1,306,583.45	0	1,306,583.45
HN01	5255300000	Com y gtos x ser ban	HNL	0	3,982,200.00	0	3,982,200.00
HN01	5255510000	Co gto S B RBCP 2016	HNL	0	2,025,550.00	1,012,775.00	1,012,775.00
HN01	5255600000	Com 1% A Ad B Fideic	HNL	0	12,658,965.45	206,554.26	12,452,411.19
HN01	5255620000	BCH Comisión	HNL	0	2,656,319.17	0	2,656,319.17
HN01	5255900000	EMPRESA ENERGIA HOND	HNL	0	359,001,200.65	0	359,001,200.65
HN01	5255910000	EMPRESA ENERGIA HOND	HNL	0	18,481,520.97	0	18,481,520.97
HN01	5257000000	Servicio de Internet	HNL	0	159,123.94	0	159,123.94
HN01	5262100000	Viáticos Nacionales	HNL	0	197,315.75	3,762.50	193,553.25
HN01	5275000000	Gastos Judiciales	HNL	0	2,528,875.82	358,392.55	2,170,483.27
HN01	5291000000	Ceremonial y Protoco	HNL	0	14,707.25	0	14,707.25
HN01	5292000000	Servicios de Vigilan	HNL	0	64,300.07	0	64,300.07
HN01	5311000000	Alimentos y Bebidas	HNL	0	50,000.00	0	50,000.00
HN01	5315000000	Madera, Corcho y sus	HNL	0	655,806.29	354.24	655,452.05
HN01	5321000000	Hilados y Telas	HNL	0	17,762.94	0	17,762.94
HN01	5331000000	Papel de Escritorio	HNL	0	1,991.90	0	1,991.90
HN01	5333000000	Productos de Artes G	HNL	0	386.86	0	386.86
HN01	5334000000	Productos de Papel y	HNL	0	84,583.79	0	84,583.79
HN01	5344000000	Llantas y Cámaras de	HNL	0	148,404.00	1,672.00	146,732.00
HN01	5351000000	Productos Químicos	HNL	0	19,683.21	0	19,683.21
HN01	5352100000	Productos Farmacéuti	HNL	0	135	0	135
HN01	5354000000	Insecticidas, Fumiga	HNL	0	7,312.16	0	7,312.16
HN01	5355000000	Tintas, Pinturas y C	HNL	0	8,745.54	0	8,745.54
HN01	5356100000	Gasolina	HNL	0	98,311.95	0	98,311.95
HN01	5356200000	Diesel	HNL	0	757,275.22	212,084.63	545,190.59
HN01	5356210000	Diesel para Generaci	HNL	0	17,952.00	0	17,952.00
HN01	5356500000	Aceites y Grasas Lub	HNL	0	106,549.53	0	106,549.53
HN01	5361000000	Productos Ferrosos	HNL	0	38,418.30	69.59	38,348.71
HN01	5363000000	Estructuras Metálica	HNL	0	117,717.35	0	117,717.35
HN01	5364000000	Herramientas Menores	HNL	0	15,264.47	0	15,264.47
HN01	5365000000	Mat de guerra y seg	HNL	0	3,196.00	0	3,196.00
HN01	5369300000	Gast X El Ferreteria	HNL	0	31,491.20	0	31,491.20
HN01	5375000000	Cemento, Cal y Yeso	HNL	0	3,406.21	0	3,406.21
HN01	5391000000	Elementos de Limpiez	HNL	0	88,033.51	365.69	87,667.82
HN01	5392000000	Utiles de Escritorio	HNL	0	153,079.65	0	153,079.65
HN01	5393000000	Utiles y Materiales	HNL	0	65,967,195.57	978,150.36	64,989,045.21
HN01	5396000000	Repuestos y Acces	HNL	0	441,188.87	11,675.00	429,513.87
HN01	5397000000	CF ENERGIA TERMICA	HNL	0	183,054,262.01	10,594,070.00	172,460,192.01
HN01	5397100000	CX ENER TERMICA	HNL	0	442,968,950.95	28,755,332.84	414,213,618.11
HN01	5397200000	FACT. EXTERNA	HNL	0	76,773,749.78	76,666,341.55	107,408.23
HN01	5397400000	PEAJE	HNL	0	2,614,472.69	0	2,614,472.69
HN01	5397600000	CARGOS POR SERVICIO	HNL	0	29,319.76	0	29,319.76

## EMPRESA NACIONAL DE ENERGIA ELECTRICA

**BALANZA DE COMPROBACION**  
AL 31 DE ENERO DE 2018 (Cifras expresadas en Lempiras)



Soc.	Cta.mayor	Texto breve	Arrastre de saldos	Saldo per. anteriores	Periodo de informe debe	Saldo Haber per. inf.	Saldo acumulado
HN01	5397610000	SERVICIOS	HNL	0	2,571,532.34	0	2,571,532.34
HN01	5397620000	CARGOS	HNL	0	1,010,063.13	0	1,010,063.13
HN01	5397800000	CP ENERG RENOVABLE	HNL	0	113,259,145.24	2,270,157.86	110,988,987.38
HN01	5397810000	C ENERG RENOVABLE	HNL	0	767,392,386.21	34,052,367.84	733,340,018.37
HN01	5399400000	Gastos de Operación	HNL	0	1,549,339.41	7,448.54	1,541,890.87
HN01	5429000000	Equipos para Electri	HNL	0	5,619.36	0	5,619.36
HN01	5451000000	Aplicaciones Informá	HNL	0	48,774.54	0	48,774.54
HN01	5512310000	Gastos Diferencias R	HNL	0	0.21	0	0.21
HN01	5533100000	Transferencias y Don	HNL	0	48,208,398.16	31,839,284.84	16,369,113.32
HN01	5701030000	Diferencia en el Pre	HNL	0	9,816.90	0	9,816.90
HN01	5701060000	Ajuste por Impugnaci	HNL	0	3,466,343.11	0	3,466,343.11
HN01	5712100000	Intereses de Títulos	HNL	0	21,423,025.55	0	21,423,025.55
HN01	5712110000	Intereses de Títulos	HNL	0	8,254,221.46	0	8,254,221.46
HN01	5712130000	Intereses de Títulos	HNL	0	72,526,843.29	51,955,357.50	20,571,485.79
HN01	5712140000	Intereses de Títulos	HNL	0	30,039,722.22	0	30,039,722.22
HN01	5712150000	Intereses de Títulos	HNL	0	608,837,726.29	516,385,625.00	92,452,101.29
HN01	5712300000	Intereses por Prést	HNL	0	4,763,297.38	0	4,763,297.38
HN01	5712800000	Intereses por Prést	HNL	0	2,527,975.39	0	2,527,975.39
HN01	5712810000	Intereses de Títulos	HNL	0	368,489.06	0	368,489.06
HN01	5712820000	Intereses de Títulos	HNL	0	10,853.31	0	10,853.31
HN01	5732000000	Intereses de la Deud	HNL	0	40,577,837.94	0	40,577,837.94
HN01	5733000000	Comisiones y Otros G	HNL	0	1,172,538.26	0	1,172,538.26
HN01	5762200000	Perd cam m Int Exte	HNL	0	3,602,207.97	0	3,602,207.97
HN01	5762400000	Perd conver moneta	HNL	0	342,215.24	0	342,215.24
HN01	5762500000	Perd cam m EPR	HNL	0	48,598.43	0	48,598.43
HN01	5900041000	Prv para Cta de Dudo	HNL	0	51,043,501.04	0	51,043,501.04
HN01	5900042000	Prv para Cta de Dudo	HNL	0	2,464,431.58	0	2,464,431.58
HN01	5900043000	Prv para Cta de Dudo	HNL	0	13,657,523.01	0	13,657,523.01
HN01	5912100000	Deprec Edificios	HNL	0	530,877.82	0	530,877.82
HN01	5921100000	Depreci Mueble of	HNL	0	262,120.03	0	262,120.03
HN01	5921200000	Depreci Equipo of	HNL	0	207,620.32	0	207,620.32
HN01	5921300000	Depreci Mueble aloj	HNL	0	56,647.14	0	56,647.14
HN01	5921400000	Depreci Electrodom	HNL	0	79,653.10	0	79,653.10
HN01	5922700000	Depreci Maquinaria	HNL	0	51,483,533.24	0	51,483,533.24
HN01	5923100000	Depreci Equipo trans	HNL	0	785,633.39	0	785,633.39
HN01	5924100000	Depreci Equipo medic	HNL	0	24.81	0	24.81
HN01	5924200000	Depreci Equipo labor	HNL	0	3,742.93	0	3,742.93
HN01	5924300000	Depreci Equipo labor	HNL	0	26,809.67	0	26,809.67
HN01	5925100000	Depreci Equipo comun	HNL	0	40,632.36	0	40,632.36
HN01	5925200000	Depreci Equipo Señal	HNL	0	3,485.85	0	3,485.85
HN01	5926000000	Depreci Equipo compu	HNL	0	481,648.79	0	481,648.79
HN01	5927100000	Depreci Muebles equi	HNL	0	3,077.50	0	3,077.50
HN01	5927200000	Depreci Equipo Recre	HNL	0	1,102.58	0	1,102.58
HN01	5928000000	Depreci Herra mayor	HNL	0	268,183.89	0	268,183.89
HN01	5962000000	Depreci Comp Port	HNL	0	35,115.29	0	35,115.29
HN01	7102010000	Garantía de Sostenim	HNL	91,484,293.66	0	0	91,484,293.66
HN01	7202010000	Garantía de Calidad	HNL	19,406,170.33	0	0	19,406,170.33
HN01	7302010000	Garantía de Cumplimi	HNL	1,459,781,283.32	0	0	1,459,781,283.32
HN01	7401010000	Dobre Deudas Prestam	HNL	244,412,744.71	0	0	244,412,744.71
HN01	7402010000	Sobre Deuda Prestamo	HNL	333,656,818.80	0	0	333,656,818.80
HN01	7403010000	Sobrantes de Inventa	HNL	24,005,931.45	0	0	24,005,931.45
HN01	7404010000	Faltantes de Inventa	HNL	9,206,451.13	0	0	9,206,451.13
HN01	7405010000	Sobre Deuda RECO	HNL	18,134,405.12	152,585.17	0	18,286,990.29
HN01	7406010000	Dobre Deuda Prestamo	HNL	479,888,646.76	0	0	479,888,646.76
HN01	7407010000	Sobre Deuda BID 007	HNL	243,683,644.12	0	0	243,683,644.12
HN01	7408010000	Sobre Deuda BCIE 203	HNL	594,540,740.07	0	0	594,540,740.07
HN01	7409010000	TERRENOS Inundables	HNL	380,605.55	0	0	380,605.55
HN01	7501010000	Depositos de Abonado	HNL	4,645,593.68	0	0	4,645,593.68
HN01	7502010000	Depositos de Abonado	HNL	412,413,343.48	0	0	412,413,343.48
HN01	7503010000	Depositos de Abonado	HNL	32,800,240.61	0	0	32,800,240.61
HN01	7700010000	INCENT. MECER (SOLAR	HNL	143,137,362.91	0	0	143,137,362.91
HN01	7700020000	INCENT. LLANOS DEL S	HNL	64,660,194.88	0	0	64,660,194.88
HN01	7700030000	INCENT. GENERADORES	HNL	74,903,767.70	0	0	74,903,767.70
HN01	7700040000	INCENT. ENERBASA, SO	HNL	94,665,358.34	0	0	94,665,358.34
HN01	7700050000	INCENT. EMPRESA ENER	HNL	197,482,713.47	0	0	197,482,713.47
HN01	7700060000	INCENT. EMPRESA SERS	HNL	98,330,135.80	0	0	98,330,135.80
HN01	7700070000	INCENT. EMPRESA SERS	HNL	144,129,667.62	0	0	144,129,667.62
HN01	7700080000	INCENT. EMPRESA FOTE	HNL	92,315,629.55	0	0	92,315,629.55
HN01	7700090000	INCENT. EMPRESA ENER	HNL	264,752,380.65	0	0	264,752,380.65
HN01	7700100000	INCENT. PODERSSA	HNL	228,546,813.86	0	0	228,546,813.86
HN01	7700110000	INCENT. COMPAÑIA SOL	HNL	301,337,353.62	0	0	301,337,353.62
HN01	7700120000	INCENT. COMP. HONDUR	HNL	298,795,542.47	0	0	298,795,542.47
HN01	7800010000	INTERESES ELCOSA	HNL	3,500,490.48	0	0	3,500,490.48
HN01	7800020000	INTERESES EMCE CHOLO	HNL	21,532,692.94	0	0	21,532,692.94



## EMPRESA NACIONAL DE ENERGIA ELECTRICA

### BALANZA DE COMPROBACION AL 31 DE ENERO DE 2018 (Cifras expresadas en Lempiras)



Soc.	Cta.mayor	Texto breve	Arrastre de saldos	Saldo per. anteriores	Período de informe debe	Saldo Haber per. inf.	Saldo acumulado
HN01	7800030000	INTERESES EMCE CHOLO	HNL	5,152,036.00	0	0	5,152,036.00
HN01	7800040000	INTERESES LUFUSA I	HNL	5,479,651.37	0	0	5,479,651.37
HN01	7800050000	INTERESES LUFUSA II	HNL	29,367,769.83	0	0	29,367,769.83
HN01	7800060000	INTERESES LUFUSA III	HNL	156,019,903.84	0	0	156,019,903.84
HN01	7800070000	INTERESES ENERSA 200	HNL	138,092,612.15	0	0	138,092,612.15
HN01	7800080000	INTERESES ENERSA 30	HNL	12,317,039.22	0	0	12,317,039.22
HN01	7900010000	CUENTAS DE ORDEN POR	HNL	-6,342,960,029.49	0	152,585.17	-6,343,112,614.66
HN01	9000000000	Carga inicial GL	HNL	-6,318,744,593.40	0	0	-6,318,744,593.40
HN01	9000000001	Carga inicial AP	HNL	6,391,196,694.57	0	0	6,391,196,694.57
HN01	9000000002	Carga inicial AR	HNL	-72,452,101.17	0	0	-72,452,101.17
HN01	Mon.	Arrastre de saldos	HNL	0	25,514,290,805.55	25,514,290,805.55	0