

Tel.:(504) 2235-2925

Gerencia Financiera

APARTADO No. 99

GF-238-2018

MEMORANDO

PARA : LIC. LUIS FERNANDO DE JESÚS CRUZ MUÑOZ
Unidad de Transparencia, Anticorrupción y Control de
Pérdidas

DE : ROMMEL JAVIER CASTRO
Gerencia Financiera

ASUNTO : INFORMES DEUDA EXTERNA E INTERNA FEBRERO/2018

FECHA : 07 de Marzo de 2018



En cumplimiento al Memorándum – Circular No. GG-229, adjunto remitimos los Informes Preliminares de la Situación de la Deuda al 28.02.2018

- Movimiento del Servicio de la Deuda Externa en Moneda Contratada, US Dólares y Lempiras.
- Movimiento del Servicio de la Deuda Interna en Lempiras.
- Deuda Vencida y Pendiente de pago en US Dólares y Lempiras

Atentamente,

☐ Ing. Jesús Mejía – Gerente General ENEE
☐ Abg. Francisco Ayes Callejas – Asesor Legal
☐ Departamento de Planificación y Programación Financiera
☐ Archivo
RJCF/ELT

DEPARTAMENTO DE PLANIFICACION Y PROGRAMACION FINANCIERA
RESUMEN SERVICIO DEUDA VENCIDA PENDIENTE DE PAGO
AL 28 DE FEBRERO DEL 2018

(Cifras en Lempiras)

CONCEPTO	PRINCIPAL	INTERESES	INTERESES MORATORIOS	COMISIONES	TOTAL
PRESTAMOS DEUDA EXTERNA E INTERNA					
GENERACION	3,003,672,089.58	1,240,245,795.78	74,914,821.90	46,140,084.21	4,364,972,791.48
DISTRIBUCION	124,408,901.50	53,814,598.89	3,528,657.25	-	181,752,157.64
TRANSMISION	775,335,714.46	165,818,146.31	4,873,148.07	7,481,723.29	953,508,732.13
HOLDING	-	-	-	11,056,312.50	11,056,312.50
	3,903,416,705.55	1,459,878,540.97	83,316,627.23	64,678,120.00	5,511,289,993.75
TOTAL DEUDA EXTERNA E INTERNA	3,903,416,705.55	1,459,878,540.97	83,316,627.23	64,678,120.00	5,511,289,993.75

ELABORADO POR:

EMMA L. TABORA
OFICIAL CONTABLE I

REVISADO POR:

LORENA GONZÁLEZ
COORDINADORA GESTIÓN DEUDA EXTERNA



EMPRESA NACIONAL DE
ENERGIA ELÉCTRICA
ENEE



DEPARTAMENTO DE PLANIFICACION Y PROGRAMACION FINANCIERA

SERVICIO DEUDA VENCIDA Y PENDIENTE DE PAGO
AL 28 DE FEBRERO DEL 2018

(Cifras en Lempiras)

INSTITUCION FINANCIERA	NUMERO PRESTAMO	PRINCIPAL	INTERESES	INTERESES MORATORIOS	COMISIONES	TOTAL
DEUDA EXTERNA						
GENERACION						
SUIZA						
SERV	CP V			-	-	-
SERV	CP VI			-	-	-
BNP	240982	5,505,095.67	3,655,231.54	-	-	9,160,327.21
Total Deuda Externa		5,505,095.67	3,655,231.54	-	-	9,160,327.21

DEUDA INTERNA						
ERP						
GENERACION						
Multilaterales						
IDA	0116-HO	35,750,374.54	-	-	1,474,702.77	37,225,077.31
	0989-HO	148,596,840.00	-	-	19,503,335.25	168,100,175.25
	2417-HO	62,752,086.51	-	-	18,712,046.57	81,464,133.08
BID	572/SF-HO	653,806,093.53	92,029,766.73	-	-	745,835,860.26
Sub-total Multilaterales		900,905,394.58	92,029,766.73	-	39,690,084.59	1,032,625,245.89
Club de paris						
Alemania						
KFW	197965593	74,345,104.32	11,604,093.11	-	-	85,949,197.43
	199165713	6,928,546.61	1,649,860.50	-	-	8,578,407.11
	199165614 - CP I	1,094,484.13	37,394.70	-	-	1,131,878.83
	199365886 - CP II	191,420.88	66,300.20	-	-	257,721.08
	199665969 - CP III	81,576.96	44,551.09	-	-	126,128.05
	200065011 - CP IV - T1	87,297.02	760,684.25	-	-	847,981.27
	200065011 - CP IV - T2	72.11	628.34	-	-	700.44
	200065011 - CP IV - T3	319,778.69	3,645.58	-	-	323,424.27
	200065011 - CP IV - T4	50,537.27	576.13	-	-	51,113.40
		83,098,817.99	14,167,733.91	-	-	97,266,551.90
HERMES						
	HERMES I	12,611,171.23	875,075.13	-	-	13,486,246.35
	HERMES CP II	43,925,723.79	27,422,176.35	-	-	71,347,900.14
	HERMES CP III	3,688,146.36	3,496,879.04	-	-	7,185,025.40
	HERMES CP IV	30,869,781.30	72,351,969.11	-	-	103,221,750.41
	HERMES 1era. Capital. CP IV	520,115.94	1,219,037.25	-	-	1,739,153.19
	HERMES 2da. Capital. CP IV	4,976,555.93	548,665.34	-	-	5,525,221.26
	HERMES 3ra. Capital. CP IV	397,248.79	43,796.71	-	-	441,045.50
		96,988,743.33	105,957,598.92	-	-	202,946,342.25
FRANCIA						
COFACE						
	CP I	10,331,104.54	391,349.38	-	-	10,722,453.92
	CP II	87,577,996.68	30,687,211.02	-	-	118,265,207.70
	CP IV	30,460,363.58	46,023,320.93	-	-	76,483,684.51
	CP IV - CAPITALIZACIÓN	5,046,008.04	319,343.86	-	-	5,365,351.90
		133,415,472.84	77,421,225.19	-	-	210,836,698.03
ITALIA						
SACE						
	HOND 1 (CP I)	18,972,968.67	1,193,518.31	-	-	20,166,486.98
	HOND 2 (CP II)	156,675,386.45	11,935,545.69	-	-	168,610,932.13
	HOND 3 (CP III)	31,470,166.37	3,265,261.32	-	-	34,735,427.70
	HOND 4 (CP IV)	62,560,675.84	62,248,315.99	-	-	124,808,991.83
	HOND 4 (CP IV 1era. CAPITAL)	4,854,646.97	211,251.52	-	-	5,065,898.49
	HOND 4 (CP IV 2da. CAPITAL)	238,870.84	10,285.46	-	-	249,156.30
		274,772,715.13	78,864,178.29	-	-	353,636,893.42
JAPON						
EXIMBANK-JAPON						
	R1 - (CP I)	166,789,567.36	24,747,647.22	22,806,502.14	-	214,343,716.72
	R2 - (CP II)	175,921,919.51	36,220,716.87	4,382,365.20	-	216,525,001.58
	R2 - (CP II - CAPITAL)	11,338,358.21	-	278,246.45	-	11,616,604.66
	R3 - (CP III)	19,371,896.08	5,675,939.41	550,530.50	-	25,598,425.98
	R3 - (CP III - CAPITAL)	1,382,837.70	-	35,778.56	-	1,418,616.26
	R4 - (CP IV 2,005 MM)	66,969,326.40	118,862,980.09	873,636.01	-	186,705,942.50
	R4 - (CP IV 201 MM)	6,743,018.21	34,137,480.70	482,849.89	-	41,363,348.81
	R4 - (CP IV 2da FASE)	14,483,935.16	3,769,156.26	1,062,271.90	-	19,315,363.31
	R4 - (CP IV 3era FASE)	6,692,175.55	-	-	-	6,692,175.55
		469,693,034.18	223,413,920.55	30,472,240.63	-	723,579,195.36
IBIC						
	HO - P1	641,520,457.41	101,088,322.71	30,210,179.60	-	772,818,959.73
	HO - R1 (CP I)	142,909,149.89	25,143,244.41	5,243,818.41	-	173,296,212.71
	HO - R2 (CP II)	144,543,213.01	224,749,745.55	3,965,601.98	-	373,258,560.55



DEPARTAMENTO DE PLANIFICACION Y PROGRAMACION FINANCIERA

SERVICIO DEUDA VENCIDA Y PENDIENTE DE PAGO
AL 28 DE FEBRERO DEL 2018

(Cifras en Lempiras)

INSTITUCION FINANCIERA	NUMERO PRESTAMO	PRINCIPAL	INTERESES	INTERESES MORATORIOS	COMISIONES	TOTAL
SUIZA SERV	HO - R3 (CP III)	12,989,349.66	32,662,213.37	502,363.28	-	46,153,926.30
	HO - R4 (CP IV)	8,611,839.29	252,582,149.90	4,520,617.99	-	265,714,607.18
		950,574,009.26	636,225,675.94	44,442,581.27	-	1,631,242,266.47
	SERV - CP II	50,522,826.65	1,696,693.49	-	-	52,219,520.14
	SERV - CP III	32,398,781.00	318,681.75	-	-	32,717,462.75
	2,944,827.88	1,499,227.49	-	-	4,444,055.37	
	147,747.83	3,828.33	-	-	151,576.16	
	SERV - DIFERIMIENTO CP IV	86,014,183.37	3,518,431.05	-	-	89,532,614.42
Club de paris ESTADOS UNIDOS EXIMBANK-USA	R - 190 Q (CP III)	686,517.40	394,746.33	-	-	1,081,263.73
	R-244-Q (CP IV)	1,644,850.86	4,553,144.86	-	-	6,197,995.72
	R-244-R (CP IV CAPITALIZACIÓN)	373,254.98	44,142.47	-	-	417,397.45
		2,704,623.24	4,992,033.66	-	-	7,696,656.90
Sub total - Club de Paris		2,097,261,599.34	1,144,560,797.52	74,914,821.90	-	3,316,737,218.76
Total Generacion - ERP		2,998,166,993.91	1,236,590,564.24	74,914,821.90	39,690,084.59	4,349,362,464.65
DISTRIBUCION						
Multilaterales BID	936/SF-HO	118,985,565.73	53,489,198.76	-	-	172,474,764.49
	Bilaterales FIV	Arreglo de Pagos N° I (REORG. DEUDA)	5,423,335.77	325,400.13	3,528,657.25	-
Total Distribucion - ERP		124,408,901.50	53,814,598.89	3,528,657.25	-	181,752,157.64
TRANSMISION						
Multilaterales IDA	0201-HO	44,084,634.93	-	-	2,562,419.51	46,647,054.44
	Club de paris Alemania KFW	199165814 - CP I	1,094,484.13	37,394.70	-	-
199365586 - CP II		191,420.88	66,300.20	-	-	257,721.08
199665989 - CP III		81,576.96	44,551.09	-	-	126,128.06
200065211 - CP IV - T1		238,596.19	2,079,067.10	-	-	2,317,663.29
200065011 - CP IV - T2		528.79	4,607.79	-	-	5,136.58
200065011 - CP IV - T4		136,638.15	1,557.72	-	-	138,195.87
		1,743,245.10	2,233,478.60	-	-	3,976,723.70
ESPAÑA ICO	01039001.0 (150888)	16,346,213.87	438,545.60	-	-	16,784,759.46
	REPROGRAMACION 01039001.0	8,436,146.62	-	-	-	8,436,146.62
	01039014.0	42,530,725.23	6,583,008.32	-	-	49,113,733.55
	11039001.0 (CP I)	4,214,190.88	208,529.29	-	-	4,422,720.17
	11039002.0 (CP II)	41,808,921.95	22,035,479.67	-	-	63,844,401.63
	11039003.0 (CP III)	14,271,711.70	13,375,558.80	-	-	27,647,270.49
	11039004.1 (CP V)	-	5,243,819.47	-	-	5,243,819.47
		127,607,910.24	47,884,941.15	-	-	175,492,851.39
CESCE	CP I	3,893,154.40	108,130.88	-	-	4,001,285.28
	CP II	27,510,765.56	8,413,459.94	-	-	35,924,225.50
	CP III	14,225,273.65	143,267.91	-	-	14,368,541.56
	CP IV	874,285.48	42,877.16	-	-	917,162.63
	CP IV - DIFERIMIENTO III FASE	8,505,080.95	868,092.58	-	-	9,373,173.53
	CP IV - REORG. DEUDA BBV.BEX	84,387,443.62	4,719,681.28	-	-	89,107,124.90
	CP IV - REORGANIZACION DEUDA	6,363,242.16	1,385,780.28	-	-	7,749,022.44
	CP V - DIFER. DEUDA POST CUT	52,889,199.90	4,402,842.25	-	-	57,292,042.15
	CP VI - RESTRUCT. DEUDA	107,823,361.66	14,749,954.88	-	-	122,573,316.54
		306,471,807.38	34,834,087.16	-	-	341,305,894.54
Sub total - Club de Paris		435,822,962.72	84,952,506.91	-	-	520,775,469.63
Bilaterales FIV	Arreglo de Pagos N° I (REORG. DEUDA)	4,850,079.21	291,004.73	3,155,671.70	-	8,296,755.65
	Arreglo de Pagos N° II (DÓLAR DEUDA)	2,543,012.41	127,404.84	1,717,476.37	-	4,387,893.62
Sub total - Bilaterales		7,393,091.62	418,409.57	4,873,148.07	-	12,684,649.26
Total Transmision - ERP		487,300,689.27	85,370,916.48	4,873,148.07	2,562,419.51	580,107,173.34

DEPARTAMENTO DE PLANIFICACION Y PROGRAMACION FINANCIERA
SERVICIO DEUDA VENCIDA Y PENDIENTE DE PAGO
AL 28 DE FEBRERO DEL 2018

(Cifras en Lempiras)

INSTITUCION FINANCIERA	NUMERO PRESTAMO	PRINCIPAL	INTERESES	INTERESES MORATORIOS	COMISIONES	TOTAL
Total Deuda Interna - ERP		3,609,876,584.69	1,375,776,079.61	83,316,627.23	42,252,504.10	5,111,221,795.62
Deuda Interna Gobierno Central						
GENERACION						
CTA. JICA - CONV. SUBSIDIARIO	HO-P6	-	-	-	6,449,999.63	6,449,999.63
Total - Generacion Gobierno Central		-	-	-	6,449,999.63	6,449,999.63
DISTRIBUCION						
Banco Central de Honduras						
BONOS FIDEICOMISO RECUPERACION DE PERDIDAS ENEE - 2013 (RPE-2013)						
FIDHSA	(LPS) ISIN HNNEE 00005-1 (USD) ISIN HNNEE 00003-3	-	-	-	-	-
BANPAIS	(LPS) ISIN HNNEE 00005-1	-	-	-	-	-
Total Distribucion		-	-	-	-	-
TRANSMISION						
Banco Central de Honduras						
BONOS FIDEICOMISO RECUPERACION DE PERDIDAS ENEE - 2013 (RPE-2013)						
(LPS) ISIN HNNEE 00006-3						
CUENTA FDO. DE CONTRAVALOR HONDURAS - ESPAÑA						
ICO	01039004.0 (030491) 11039004.2 (CP V - Consol. Diferida) 11039005.0 (CP VI) 01039014.0	130,859,778.28 74,254,232.82 2,545,068.98 10,632,681.31	11,444,323.90 5,174,076.22 159,264.74 3,627,516.57	- - - -	- - - -	142,304,102.89 79,428,309.64 2,704,333.72 14,260,197.85
		218,291,761.39	20,405,181.45	-	-	238,696,942.84
CTA. BID - CONV. SUBSIDIARIO	1584/SF-HO 2016/BLHO 3103/BL-HO 3435/BL-HO	29,625,629.54 40,117,634.25 - -	16,897,413.14 24,993,009.84 16,604,095.48 1,547,529.92	- - - -	- - 1,565,290.00 3,354,013.78	46,523,042.68 65,110,644.89 18,169,385.48 4,901,543.70
		69,743,263.80	60,042,048.38	-	4,919,303.78	134,704,615.96
Total - Transmision Gobierno Central		288,035,025.19	80,447,229.83	-	4,919,303.78	373,401,558.80
HOLDING						
CTA. IDA - CONV. SUBSIDIARIO	4536-HH	-	-	-	11,056,312.50	11,056,312.50
Total - Otros Gobierno Central		-	-	-	11,056,312.50	11,056,312.50
Total Deuda Interna Gobierno Central		288,035,025.19	80,447,229.83	-	22,425,615.91	390,907,870.92
Total General Deuda Interna		3,897,911,609.87	1,456,223,309.44	83,316,627.23	64,678,120.00	5,502,129,666.95
TOTAL DEUDA EXTERNA E INTERNA		3,903,416,705.55	1,459,878,540.97	83,316,627.23	64,678,120.00	5,511,289,993.75






GERENCIA FINANCIERA

RESUMEN SERVICIO DEUDA VENCIDA PENDIENTE DE PAGO
AL 28 DE FEBRERO DEL 2018

(Cifras en Dolares)

CONCEPTO	PRINCIPAL	INTERESES	INTERESES MORATORIOS	COMISIONES	TOTAL
PRESTAMOS DEUDA EXTERNA E INTERNA					
GENERACION	127,345,468.21	52,582,198.34	3,176,133.34	1,956,182.45	185,059,982.34
DISTRIBUCION	5,274,513.77	2,281,555.74	149,603.05	-	7,705,672.56
TRANSMISION	32,871,594.05	7,030,124.74	206,604.88	317,199.59	40,425,523.26
HOLDING	-	-	-	468,750.00	468,750.00
	165,491,576.03	61,893,878.82	3,532,341.28	2,742,132.04	233,659,928.17
TOTAL DEUDA EXTERNA E INTERNA	165,491,576.03	61,893,878.82	3,532,341.28	2,742,132.04	233,659,928.17

ELABORADO POR:


EMMA L. TABOARA
OFICIAL CONTABLE I

REVISADO POR:


LORENA GONZALEZ
COORDINADORA SECTOR DEUDA EXTERNA



GERENCIA FINANCIERA

SERVICIO DEUDA VENCIDA Y PENDIENTE DE PAGO
AL 28 DE FEBRERO DEL 2018

(Cifras en Dolares)

INSTITUCION FINANCIERA	NUMERO PRESTAMO	PRINCIPAL	INTERESES	INTERESES MORATORIOS	COMISIONES	TOTAL
DEUDA EXTERNA						
GENERACION						
SUIZA						
SERV	CP V					
SERV	CP VI					
BNP	240982	233,397.31	154,969.37			388,366.68
Total Deuda Externa		233,397.31	154,969.37	-	-	388,366.68

DEUDA INTERNA						
ERP						
GENERACION						
Multilaterales						
IDA	0116-HO	1,515,694.14	-	-	62,522.38	1,578,216.52
	0989-HO	6,300,000.00	-	-	826,875.00	7,126,875.00
	2417-HO	2,660,474.78	-	-	793,327.05	3,453,801.83
BID	572/SF-HO	27,719,151.96	3,901,748.72	-	-	31,620,900.68
Sub-total Multilaterales		38,195,320.88	3,901,748.72	-	1,682,724.43	43,779,794.03
Club de paris						
Alemania						
KFW	197965593	3,151,979.26	491,974.03	-	-	3,643,953.29
	199165713	293,746.78	69,948.47	-	-	363,695.25
	199305824 - CP I	46,402.40	1,585.41	-	-	47,987.81
	199305886 - CP II	8,115.59	2,810.90	-	-	10,926.50
	199605989 - CP III	3,458.59	1,888.81	-	-	5,347.40
	200083011 - CP IV - T1	3,701.10	32,250.42	-	-	35,951.52
	200065011 - CP IV - T2	3.06	26.64	-	-	29.70
	200065011 - CP IV - T3	13,557.53	154.56	-	-	13,712.09
	200065011 - CP IV - T4	2,142.61	24.43	-	-	2,167.03
		3,523,106.91	600,663.67	-	-	4,123,770.58
HERMES						
	HERMES I	534,670.72	37,100.21	-	-	571,770.92
	HERMES CP II	1,862,301.11	1,162,606.90	-	-	3,024,908.01
	HERMES CP III	156,364.85	148,255.76	-	-	304,620.61
	HERMES CP IV	1,308,773.61	3,067,477.11	-	-	4,376,250.72
	HERMES 1era. Capital. CP IV	22,051.14	51,683.03	-	-	73,734.17
	HERMES 2da. Capital. CP IV	210,989.02	23,261.54	-	-	234,250.57
	HERMES 3ra. Capital. CP IV	16,842.00	1,856.83	-	-	18,698.83
		4,111,992.44	4,492,241.38	-	-	8,604,233.82
FRANCIA						
COFACE						
	CP I	438,003.65	16,591.88	-	-	454,595.53
	CP II	3,713,008.83	1,301,033.25	-	-	5,014,042.08
	CP IV	1,291,415.69	1,951,232.08	-	-	3,242,647.77
	CP IV - CAPITALIZACIÓN	213,933.56	13,539.09	-	-	227,472.65
		5,656,361.73	3,282,396.31	-	-	8,938,758.04
ITALIA						
SACE						
	HOND 1 (CP I)	804,389.26	50,601.11	-	-	854,990.37
	HOND 2 (CP II)	6,642,502.86	506,026.49	-	-	7,148,529.35
	HOND 3 (CP III)	1,334,227.89	138,435.96	-	-	1,472,663.85
	HOND 4 (CP IV)	2,652,359.62	2,639,116.62	-	-	5,291,476.24
	HOND 4 (CP IV 1era. CAPITAL)	205,820.50	8,956.35	-	-	214,776.85
	HOND 4 (CP IV 2da. CAPITAL)	10,127.31	436.07	-	-	10,563.38
		11,649,427.44	3,343,572.60	-	-	14,993,000.04
JAPON						
EXIMBANK-JAPON						
	R1 - (CP I)	7,071,309.69	1,049,215.97	966,918.03	-	9,087,443.69
	R2 - (CP II)	7,458,490.32	1,535,635.05	185,797.36	-	9,179,922.74
	R2 - (CP II - CAPITAL)	480,707.78	-	11,796.70	-	492,504.48
	R3 - (CP III)	821,302.43	240,640.50	23,343.16	-	1,085,286.09
	R3 - (CP III - CAPITAL)	58,627.61	-	1,516.89	-	60,144.50
	R4 - (CP IV 2,005 MM)	2,839,271.39	5,039,385.59	37,039.19	-	7,915,696.17
	R4 - (CP IV 201 MM)	285,881.01	1,447,312.93	20,471.19	-	1,753,665.13
	R4 - (CP IV 2da FASE)	614,069.53	159,799.39	45,036.71	-	818,905.63
	R4 - (CP IV 3era FASE)	283,725.45	-	-	-	283,725.45
		19,913,385.21	9,471,989.44	1,291,919.24	-	30,677,293.88
JBIC						
	HO - P1	27,198,282.83	4,285,800.65	1,280,808.74	-	32,764,892.22
	HO - R1 (CP I)	6,058,861.31	1,065,987.94	222,320.04	-	7,347,169.29
	HO - R2 (CP II)	6,128,140.02	9,528,623.87	168,128.02	-	15,824,891.91

GERENCIA FINANCIERA
SERVICIO DEUDA VENCIDA Y PENDIENTE DE PAGO
AL 28 DE FEBRERO DEL 2018

(Cifras en Dolares)

INSTITUCION FINANCIERA	NUMERO PRESTAMO	PRINCIPAL	INTERESES	INTERESES MORATORIOS	COMISIONES	TOTAL
SUIZA SERV	HO - R3 (CP III)	550,704.19	1,384,766.62	21,298.49	-	1,956,769.31
	HO - R4 (CP IV)	365,112.66	10,708,623.04	191,658.81	-	11,265,394.51
		40,301,101.01	26,973,802.12	1,884,214.11	-	69,159,117.24
	SERV - CP II	2,141,995.81	71,934.03	-	-	2,213,929.83
	SERV - CP III	1,373,597.99	13,511.02	-	-	1,387,109.01
	SERV - CP IV	124,850.67	63,562.14	-	-	188,412.81
	SERV - DIFERIMIENTO CPIV	6,264.00	162.31	-	-	6,426.31
		3,646,708.47	149,169.50	-	-	3,795,877.97
Club de paris ESTADOS UNIDOS EXIMBANK-USA	R - 190 Q (CP II)	29,106.00	16,735.90	-	-	45,841.90
	R-244-Q (CP IV)	69,736.08	193,037.84	-	-	262,773.91
	R-244-R (CP IV CAPITALIZACIÓN)	15,824.74	1,871.49	-	-	17,696.23
		114,666.82	211,645.23	-	-	326,312.04
Sub total - Club de Paris		88,916,750.02	48,525,480.25	3,176,133.34	-	140,618,363.61
Total Generacion - ERP		127,112,070.90	52,427,228.97	3,176,133.34	1,682,724.43	184,398,157.64
DISTRIBUCION						
Multilaterales						
BID	936/SF-HO	5,044,582.81	2,267,759.88	-	-	7,312,342.69
Bilaterales						
FIV	Arreglo de Pagos N° I (REORG. DEUDA)	229,930.97	13,795.86	149,603.05	-	393,329.88
Total Distribucion - ERP		5,274,513.77	2,281,555.74	149,603.05	-	7,705,672.56
TRANSMISION						
Multilaterales						
IDA	0201-HO	1,869,038.40	-	-	108,637.86	1,977,676.26
Club de paris						
Alemania						
KFW	199385814 - CP I	46,402.40	1,585.41	-	-	47,987.81
	199365586 - CP II	8,115.59	2,810.90	-	-	10,926.50
	199665989 - CP III	3,458.59	1,888.81	-	-	5,347.40
	200065011 - CPIV - T1	10,115.67	88,145.37	-	-	98,261.03
	200065011 - CPIV - T2	22.42	195.35	-	-	217.77
	200065011 - CPIV - T4	5,792.99	66.04	-	-	5,859.03
		73,907.66	94,691.89	-	-	168,599.54
ESPAÑA						
ICO	01039001.0 (150888)	693,023.80	18,592.84	-	-	711,616.64
	REPROGRAMACION 01039014.0	357,663.89	-	-	-	357,663.89
	01039014.0	1,803,157.92	279,097.14	-	-	2,082,255.06
	11039001.0 (CP I)	178,667.34	8,840.93	-	-	187,508.27
	11039002.0 (CP II)	1,772,555.92	934,229.30	-	-	2,706,785.22
	11039003.0 (CP III)	605,071.98	567,078.15	-	-	1,172,150.12
	11039004.1 (CP V)	-	222,320.09	-	-	222,320.09
		5,410,140.85	2,030,158.44	-	-	7,440,299.29
CESCE						
	CP I	165,056.49	4,584.38	-	-	169,640.87
	CP II	1,166,362.78	356,702.05	-	-	1,523,064.83
	CP III	603,103.16	6,074.07	-	-	609,177.23
	CP IV	37,066.73	1,817.85	-	-	38,884.57
	CP IV - DIFERIMIENTO III FASE	360,586.47	36,804.17	-	-	397,390.64
	CP IV - REORG. DEUDA BBV.BEK	3,577,740.25	200,098.41	-	-	3,777,838.66
	CP IV - REORGANIZACION DEUDA	269,779.80	38,752.36	-	-	308,532.16
	CP V - DIFER. DEUDA POST CUT.	2,242,321.97	186,665.52	-	-	2,428,987.49
	CP VI - RESTRUCT. DEUDA	4,571,343.36	625,347.86	-	-	5,196,691.22
		12,993,361.01	1,476,846.68	-	-	14,470,207.68
Sub total - Club de Paris		18,477,409.51	3,601,697.00	-	-	22,079,106.52
Bilaterales						
FIV	Arreglo de Pagos N° I (REORG. DEUDA)	205,626.84	12,337.61	133,789.73	-	351,754.19
	Arreglo de Pagos N° II (DÓLAR DEUDA)	107,815.07	5,401.53	72,815.15	-	186,031.75
Sub total - Bilaterales		313,441.91	17,739.14	206,604.88	-	537,785.93
Total Transmision - ERP		20,659,889.82	3,619,436.15	206,604.88	108,637.86	24,594,568.71

GERENCIA FINANCIERA
SERVICIO DEUDA VENCIDA Y PENDIENTE DE PAGO
AL 28 DE FEBRERO DEL 2018

(Cifras en Dolares)

INSTITUCION FINANCIERA	NUMERO PRESTAMO	PRINCIPAL	INTERESES	INTERESES MORATORIOS	COMISIONES	TOTAL
Total Deuda Interna - ERP		153,046,474.50	58,328,220.85	3,532,341.28	1,791,362.29	216,698,398.92
Deuda Interna Gobierno Central						
GENERACION						
CTA. JICA - CONV. SUBSIDIARIO	HO-P6	-	-	-	273,458.02	273,458.02
Total - Generacion Gobierno Central		-	-	-	273,458.02	273,458.02
DISTRIBUCION						
Banco Central de Honduras						
BONOS FIDEICOMISO RECUPERACION DE PERDIDAS ENEE - 2013 (RPE-2013)						
FICOHSA	(LPS) ISIN HNENEE 00005-1 (USD) ISIN HNENEE 00003-3	-	-	-	-	-
BANPAIS	(LPS) ISIN HNENEE 00005-1	-	-	-	-	-
Total Distribucion		-	-	-	-	-
TRANSMISION						
Banco Central de Honduras						
BONOS FIDEICOMISO RECUPERACION DE PERDIDAS ENEE - 2013 (RPE-2013)						
BANCO ATLANTIDA	(LPS) ISIN HNENEE 00006-3	-	-	-	-	-
CUENTA FDO. DE CONTRAVALOR HONDURAS - ESPAÑA						
ICO	01039004.0 (030491) 11039004.2 (CP V - Consol. Diferida) 11039005.0 (CP VI) 01039014.0	5,548,008.98 3,148,126.61 107,902.26 450,789.48	485,200.36 219,363.21 6,752.28 153,794.35	- - - -	- - - -	6,033,209.55 3,367,489.83 114,654.44 604,583.83
		9,254,827.34	865,110.21	-	-	10,119,937.54
CTA. BID - CONV. SUBSIDIARIO	1584/SF-HO 2016/BLHD 3103/BL-HO 3435/BL-HO	1,256,025.81 1,700,851.08 - -	716,392.78 1,059,618.51 703,957.11 65,610.00	- - - -	- - 66,362.97 142,198.76	1,972,418.59 2,760,469.59 770,320.97 207,808.76
		2,956,876.89	2,545,578.39	-	208,561.73	5,711,017.01
Total - Transmision Gobierno Central		12,211,704.22	3,410,688.60	-	208,561.73	15,830,954.55
HOLDING						
CTA. IDA - CONV. SUBSIDIARIO	4536-HN	-	-	-	468,750.00	468,750.00
Total - Otros Gobierno Central		-	-	-	468,750.00	468,750.00
Total Deuda Interna Gobierno Central		12,211,704.22	3,410,688.60	-	950,769.75	16,573,162.57
Total General Deuda Interna		165,258,178.72	61,738,909.45	3,532,341.28	2,742,132.04	233,271,561.49
TOTAL DEUDA EXTERNA E INTERNA		165,491,576.03	61,893,878.82	3,532,341.28	2,742,132.04	233,659,928.17





GERENCIA FINANCIERA

DEPARTAMENTO DE PLANIFICACION Y PROGRAMACION FINANCIERA
MOVIMIENTO SERVICIO DEUDA INTERNA FEBRERO DEL 2018

(CIFRAS EN LEMPIRAS)

INSTITUCION FINANCIERA	REFERENCIA PRÉSTAMO	TASA DE INTERES	31.01.2018	DESEMBOLSOS	SERVICIO DEUDA PAGADO				SALDO AL 28.02.2018	REVALUACION	SALDO AL 28.02.2018
					PRINCIPAL	INTERESES	COMISION	TOTAL	SIN REVALUACION		REVALUADO
DEUDA INTERNA											
GENERACION											
BCO.CENTRAL DE HONDURAS											
Bonos RBCP - 2016	ISIN HNENEE 000835	6.6%	1,215,330,000.00			-	1,012,775.00	1,012,775.00	1,215,330,000.00	-	1,215,330,000.00
BONOS FIDEICOMISO RECUPERACION DE PERDIDAS ENEE - 2014 (RPE-2014)											
	(LPS) ISIN HNENEE 000062-9	7.70% +1%	2,794,000,000.00			-	2,328,333.33	2,328,333.33	2,794,000,000.00	-	2,794,000,000.00
	(LPS) ISIN HNENEE 000063-7	7.70% +1%	373,583,000.00			-	311,319.17	311,319.17	373,583,000.00	-	373,583,000.00
BONOS FIDEICOMISO RECUPERACION DE PERDIDAS ENEE - 2016 (RPE-2016)											
Ficensa	(LPS) ISIN HNENEE 000090-0	9.25%	20,000,000.00			925,000.00	16,666.67	941,666.67	20,000,000.00	-	20,000,000.00
GOBIERNO CENTRAL											
Gobierno Central	Ptamo Temporal		4,553,496,299.16			-	-	-	4,553,496,299.16	-	4,553,496,299.16
	Bono Soberano		11,843,749,384.25	-		-	-	-	11,843,749,384.25	1,757,732.08	11,845,507,116.34
FONDO - ERP											
	CLUB DE PARIS	VARIABLE	4,204,720,093.75					-	4,204,720,093.75	624,022.95	4,205,344,116.69
	MULTILATERALES	VARIABLE	1,380,307,569.97					-	1,380,307,569.97	204,851.59	1,380,512,421.56
CONV. SUBSIDIARIO - JICA	HO-P6	0.3%	17,432,280.84	2,708,686.49			670.42	670.42	20,140,967.33	337,058.58	20,478,025.92
		0.01%	-								
TESORERIA GENERAL DE LA REPUBLICA											
FONDO - JICA	HO-P6	0.3%	-	-							
		0.01%	-								
	CUT - LPS		2,640,304.31	1,013,445.42	2,640,304.31			2,640,304.31	1,013,445.42	-	1,013,445.42
	CUT - USD		-								
BANCA PRIVADA											
Banco Ficohsa	PTAMO Documentos Descontados	10.50%	2,492,209,600.23	-				-	2,492,209,600.23	-	2,492,209,600.23
TOTAL GENERACION			28,897,468,532.52	3,722,131.91	2,640,304.31	925,000.00	3,669,764.59	7,235,068.90	28,898,550,360.12	2,923,665.19	28,901,474,025.31
DISTRIBUCION											
GOBIERNO CENTRAL											
FONDO - ERP	MULTILATERALES		311,193,961.97					-	311,193,961.97	46,184.33	311,240,146.30
	BILATERALES		5,422,530.68					-	5,422,530.68	804.76	5,423,335.44



GERENCIA FINANCIERA

DEPARTAMENTO DE PLANIFICACION Y PROGRAMACION FINANCIERA
MOVIMIENTO SERVICIO DEUDA INTERNA FEBRERO DEL 2018

(CIFRAS EN LEMPIRAS)

INSTITUCION FINANCIERA	REFERENCIA PRÉSTAMO	TASA DE INTERES	31.01.2018	DESEMBOLSOS	SERVICIO DEUDA PAGADO				SALDO AL 28.02.2018	REVALUACION	SALDO AL 28.02.2018
					PRINCIPAL	INTERESES	COMISION	TOTAL	SIN REVALUACION		REVALUADO
BCO.CENTRAL DE HONDURAS											
BONOS FIDEICOMISO RECUPERACION DE PERDIDAS ENEE - 2013 (RPE-2013)											
FICOHSA	(LPS) ISIN HNENEE 00005-1	6.60% + 1%	817,161,345.00			-	680,728.13	680,728.13	817,161,345.00	121,275.00	817,282,620.00
FICOHSA	(USD) ISIN HNENEE 00003-3	6.60% + 1%	825,415,500.00			-	687,604.25	687,604.25	825,415,500.00	122,500.00	825,538,000.00
FICOHSA	(USD) ISIN HNENEE 00004-1	6.60% + 1%	123,812,325.00			-	103,057.50	103,057.50	123,812,325.00	18,375.00	123,830,700.00
	(LPS) ISIN HNENEE 00007-5	6.60% + 1%	47,048,683.50			-	39,161.85	39,161.85	47,048,683.50	6,982.50	47,055,666.00
LAFISE	(LPS) ISIN HNENEE 00007-5	6.60% + 1%	76,763,641.50			-	63,895.65	63,895.65	76,763,641.50	11,392.50	76,775,034.00
BANPAIS	(LPS) ISIN HNENEE 00005-1	6.60% + 1%	8,254,155.00				6,876.12	6,876.12	8,254,155.00	1,225.00	8,255,380.00
TESORERIA GENERAL DE LA REPUBLICA											
	CUT - LPS		1,583,582.76	-	-	-	-	-	1,583,582.76	1,583,582.76	3,167,165.52
	CUT - USD		-	-	-	-	-	-	-	-	-
TOTAL DISTRIBUCION			2,216,655,725.41	-	-	-	1,581,323.49	1,581,323.49	2,216,655,725.41	1,912,321.85	2,218,568,047.26
TRANSMISION											
BCO.CENTRAL DE HONDURAS											
BONOS FIDEICOMISO RECUPERACION DE PERDIDAS ENEE - 2013 (RPE-2013)											
BANCO ATLANTIDA											
	(USD) ISIN HNENEE 00002-5	6.60% + 1%	825,415,500.00			-	-	-	825,415,500.00	122,500.00	825,538,000.00
	(LPS) ISIN HNENEE 00006-3	6.65% + 1%	825,415,500.00			-	687,181.33	687,181.33	825,415,500.00	122,500.00	825,538,000.00
GOBIERNO CENTRAL											
FONDO - ERP											
	CLUB DE PARIS	VARIABLE	608,292,645.22					-	608,292,645.22	90,276.77	608,382,921.99
	MULTILATERALES	VARIABLE	55,097,618.04					-	55,097,618.04	8,177.04	55,105,795.08
	BILATERALES	VARIABLE	143,400,137.19					-	143,400,137.19	21,282.03	143,421,419.22
BID - CONV. SUBSIDIARIO											
	2016/BL-HO	VARIABLE	461,284,330.18					-	461,284,330.18	68,459.26	461,352,789.44
		0.25%	201,990,964.50					-	201,990,964.50	29,977.50	202,020,942.00
BID - CONV. SUBSIDIARIO											
	1584/SF-HO	1 y 2%	349,530,555.35					-	349,530,555.35	51,873.87	349,582,429.22
BID - CONV. SUBSIDIARIO											
	3103/BL-HO	VARIABLE	280,062,653.73					-	280,062,653.73	41,564.13	280,104,217.86
		0.25%	120,026,851.60					-	120,026,851.60	17,813.20	120,044,664.80



EMPRESA NACIONAL DE
ENERGIA ELÉCTRICA
ENEE

GERENCIA FINANCIERA

DEPARTAMENTO DE PLANIFICACION Y PROGRAMACION FINANCIERA MOVIMIENTO SERVICIO DEUDA INTERNA FEBRERO DEL 2018

(CIFRAS EN LEMPIRAS)

INSTITUCION FINANCIERA	REFERENCIA PRÉSTAMO	TASA DE INTERES	31.01.2018	DESEMBOLSOS	SERVICIO DEUDA PAGADO				SALDO AL 28.02.2018	REVALUACION	SALDO AL 28.02.2018
					PRINCIPAL	INTERESES	COMISION	TOTAL	SIN REVALUACION		REVALUADO
BID - CONV. SUBSIDIARIO	3435/BL-HO	VARIABLE 0.25%	59,704,821.81 39,803,214.54	- -				- -	59,704,821.81 39,803,214.54	8,860.80 5,907.20	59,713,682.61 39,809,121.74
CUENTA - FDO. CONTRAVALOR HONDURAS- ESPAÑA	CONV. CONVERSIÓN ICO		238,661,523.05					-	238,661,523.05	35,419.78	238,696,942.84
TESORERIA GENERAL DE LA REPUBLICA	CUT - LPS CUT - USD		22,756,428.85 -	- -	-				22,756,428.85 -	688,035.91 -	23,444,464.76
TOTAL TRANSMISION			4,231,442,744.07	-	-	-	687,181.33	687,181.33	4,231,442,744.07	1,312,647.48	4,232,755,391.56
HOLDING GOBIERNO CENTRAL											
IDA- CONV. SUBSIDIARIO	4536-HN	0.75%	589,582,500.00					-	589,582,500.00	87,500.00	589,670,000.00
TOTAL HOLDING			589,582,500.00	-	-	-	-	-	589,582,500.00	87,500.00	589,670,000.00
TOTAL			35,935,149,502.00	3,722,131.91	2,640,304.31	925,000.00	5,938,269.41	9,503,573.72	35,936,231,329.60	6,236,134.52	35,942,467,464.13







GERENCIA FINANCIERA
DEPARTAMENTO DE PLANIFICACION Y PROGRAMACION FINANCIERA
RESUMEN MOVIMIENTO SERVICIO DEUDA INTERNA FEBRERO DEL 2018

(CIFRAS EN LEMPIRAS)

INSTITUCION FINANCIERA	REFERENCIA PRÉSTAMO	TASA DE INTERES	31.01.2018	DESEMBOLSOS	SERVICIO DEUDA PAGADO				SALDO AL 28.02.2018		SALDO AL 28.02.2018 REVALUADO
					PRINCIPAL	INTERESES	COMISION	TOTAL	SIN REVALUACION	REVALUACION	
DEUDA INTERNA											
GENERACION			28,897,468,532.52	3,722,131.91	2,640,304.31	925,000.00	3,669,764.59	7,235,068.90	28,898,550,360.12	2,923,665.19	28,901,474,025.31
DISTRIBUCION			2,216,655,725.41	-	-	-	1,581,323.49	1,581,323.49	2,216,655,725.41	1,912,321.85	2,218,568,047.26
TRANSMISION			4,231,442,744.07	-	-	-	687,181.33	687,181.33	4,231,442,744.07	1,312,647.48	4,232,755,391.56
HOLDING			589,582,500.00	-	-	-	-	-	589,582,500.00	87,500.00	589,670,000.00
GRAN TOTAL			35,935,149,502.00	3,722,131.91	2,640,304.31	925,000.00	5,938,269.41	9,503,573.72	35,936,231,329.60	6,236,134.52	35,942,467,464.13

ELABORADO POR: 
 EMMA L. TABORA
 OFICIAL CONTABLE I

REVISADO POR: 
 LORENA GONZALEZ
 COORDINADORA GESTION DEUDA EXTERNA




**DEPARTAMENTO DE PLANIFICACION Y PROGRAMACION FINANCIERA
RESUMEN MOVIMIENTO DEL SERVICIO DE LA DEUDA EXTERNA
AL 28 DE FEBRERO DE 2018**

INSTITUCION FINANCIERA	MDA	SALDO AL 31.01.2018	DESEMBOLSOS	SERVICIO DE LA DEUDA PAGADA				SALDO AL 28.02.2018 SIN REVALUACION	REVALUACION	SALDO AL 28.02.2018 REVALUADO
				PRINCIPAL	INTERESES	COMISION	TOTAL			
GENERACION	LPS	5,163,678,971.96	-	-	-	-	-	5,163,678,971.96	1,728,141.82	5,165,407,113.78
TOTAL DEUDA EXTERNA		5,163,678,971.96	-	-	-	-	-	5,163,678,971.96	1,728,141.82	5,165,407,113.78

FILE: REVALUACION MENSUAL 2018 - FEBRERO

ELABORADO POR:


 EMMA L. TABORA
 OFICIAL CONTABLE I

AUTORIZADO POR:


 LORENA GONZALEZ
 COORDINADORA GESTION DEUDA EXTERNA



DEPARTAMENTO DE PLANIFICACION Y PROGRAMACION FINANCIERA
MOVIMIENTO DEL SERVICIO DE LA DEUDA EXTERNA
AL 28 DE FEBRERO DE 2018

INSTITUCION FINANCIERA	REFERENCIA DE PRESTAMO	MDA	SALDO AL 31.01.2018	DESEMBOLSOS	SERVICIO DE LA DEUDA PAGADA				SALDO AL 28.02.2018 SIN REVALUACION	REVALUACION	SALDO AL 28.02.2018 REVALUADO
					PRINCIPAL	INTERESES	COMISION	TOTAL			
GENERACION											
BCA. COMERC. EXTERNA											
B.N.P.	240982	LPS	5,505,353.12					-	5,505,353.12	(256.74)	5,505,096.38
INDUSTRIAL AND COMMERCIAL BANK OF CHINA	LINEA DE CREDITO USD 297,719,934.10	LPS	5,111,606,140.43	-				-	5,111,606,140.43	(238,375.05)	5,111,367,765.39
CLUB DE PARIS											
SUIZA											
SERV	CP V	LPS	3,335,261.72		-	-		-	3,335,261.72	140,864.50	3,476,126.22
SERV	CP VI	LPS	43,232,216.69		-	-		-	43,232,216.69	1,825,909.10	45,058,125.79
TOTAL DEUDA EXTERNA			5,163,678,971.96	-	-	-	-	-	5,163,678,971.96	1,728,141.82	5,165,407,113.78

FILE: REVALUACION MENSUAL 2018 - FEBRERO

LG/ELT





GOBIERNO DE LA
REPUBLICA DE HONDURAS



EMPRESA NACIONAL DE
ENERGÍA ELÉCTRICA
ENEE

DEPARTAMENTO DE PLANIFICACION Y PROGRAMACION FINANCIERA
MOVIMIENTO DEL SERVICIO DE LA DEUDA EXTERNA
AL 28 DE FEBRERO DE 2018

INSTITUCION FINANCIERA	REFERENCIA DE PRESTAMO	MDA	SALDO AL 31.01.2018	SERVICIO DE LA DEUDA PAGADA				SALDO AL 28.02.2018 SIN REVALUACION	REVALUACION	SALDO AL 28.02.2018 REVALUADO
				PRINCIPAL	INTERESES	COMISION	TOTAL			
GENERACION										
BCA. COMERC. EXTERNA										
B.N.P.	240982	USD	233,397.34				-	-	-	233,397.34
INDUSTRIAL AND COMMERCIAL BANK OF CHINA *	LINEA DE CREDITO USD 297,719,934.10	USD	216,704,587.54				-	-	-	216,704,587.54
CLUB DE PARIS										
SUIZA										
SERV CP V	CP V	USD	141,397.15				-	5,978.77		147,375.91
SERV CP VI	CP VI	USD	1,832,813.29				-	77,497.80		1,910,311.10
TOTAL DEUDA EXTERNA			218,912,195.32				-	83,476.57		218,995,671.89

FILE: REVALUACION MENSUAL 2018 - FEBRERO
IG/ELT



DEPARTAMENTO DE PLANIFICACION Y PROGRAMACION FINANCIERA
MOVIMIENTO DEL SERVICIO DE LA DEUDA EXTERNA
AL 28 DE FEBRERO DE 2018

INSTITUCION FINANCIERA	REFERENCIA DE PRESTAMO	MDA	SALDO AL 31.01.2018	DESEMBOLSOS	SERVICIO DE LA DEUDA PAGADA				SALDO AL 28.02.2018
					PRINCIPAL	INTERESES	COMISION	TOTAL	
GENERACION									
BCA. COMERC. EXTERNA									
B.N.P.	240982	USD	233,397.34	-	-	-	-	-	233,397.34
INDUSTRIAL AND COMMERCIAL BANK OF CHINA *	LINEA DE CREDITO USD 297,719,934.10	USD	216,704,587.54	-	-	-	-	-	216,704,587.54
CLUB DE PARIS									
SUIZA									
SERV	CP V	CHF	138,371.25	-	-	-	-	-	138,371.25
SERV	CP VI	CHF	1,793,591.09	-	-	-	-	-	1,793,591.09

FILE: REEVALUACION MENSUAL 2018 - FEBRERO
IG/ELT

DEPARTAMENTO DE PLANIFICACION Y PROGRAMACION FINANCIERA
GESTION DEL SERVICIO DE LA DEUDA EXTERNA