

Tel.:(504) 2235-2925

Gerencia Financiera

APARTADO No. 99

GF-2113-2017

MEMORANDO

PARA : LIC. LUIS FERNANDO DE JESÚS CRUZ MUÑOZ
Unidad de Transparencia, Anticorrupción y Control de Pérdidas

DE : ROMMEL JAVIER CASTRO
Gerencia Financiera

ASUNTO : INFORMES DEUDA EXTERNA E INTERNA NOVIEMBRE/2017

FECHA : 08 de Diciembre de 2017




En cumplimiento al Memorándum – Circular No. GG-229, adjunto remitimos los Informes Preliminares de la Situación de la Deuda al 30.11.2017

- Movimiento del Servicio de la Deuda Externa en Moneda Contratada, US Dólares y Lempiras.
- Movimiento del Servicio de la Deuda Interna en Lempiras.
- Deuda Vencida y Pendiente de pago en US Dólares y Lempiras

Atentamente,

Ing. Jesús Mejía – Gerente General ENEE
Abg. Francisco Ayes Callejas – Asesor Legal
Departamento de Planificación y Programación Financiera
Archivo
RJCF/ELT




GERENCIA FINANCIERA

RESUMEN SERVICIO DEUDA VENCIDA PENDIENTE DE PAGO
AL 30 DE NOVIEMBRE DEL 2017

(Cifras en Dolares)

CONCEPTO	PRINCIPAL	INTERESES	INTERESES MORATORIOS	COMISIONES	TOTAL
PRESTAMOS DEUDA EXTERNA E INTERNA					
GENERACION	126,448,373.97	52,495,207.93	3,176,133.34	1,892,969.44	184,012,684.69
DISTRIBUCION	5,034,780.26	2,196,959.36	149,603.05	-	7,381,342.67
TRANSMISION	32,494,020.14	6,891,452.79	206,604.88	315,096.92	39,907,174.73
HOLDING	-	-	-	375,000.00	375,000.00
	163,977,174.37	61,583,620.09	3,532,341.28	2,583,066.36	231,676,202.10
TOTAL DEUDA EXTERNA E INTERNA	163,977,174.37	61,583,620.09	3,532,341.28	2,583,066.36	231,676,202.10

ELABORADO POR:


EMMA L. TABORA
OFICIAL CONTABLE I

REVISADO POR:


LORENA GONZALEZ
COORDINADORA GESTION DEUDA EXTERNA


DEPARTAMENTO DE GESTION Y PROGRAMACION FINANCIERA
GESTION DEUDA EXTERNA

GERENCIA FINANCIERA
SERVICIO DEUDA VENCIDA Y PENDIENTE DE PAGO
AL 30 DE NOVIEMBRE DEL 2017

(Cifras en Dolares)

INSTITUCION FINANCIERA	NUMERO PRESTAMO	PRINCIPAL	INTERESES	INTERESES MORATORIOS	COMISIONES	TOTAL
DEUDA EXTERNA						
GENERACION						
SUIZA						
SERV	CP V					-
SERV	CP VI					-
BNP	240982	233,397.31	154,969.37			388,366.68
Total Deuda Externa		233,397.31	154,969.37	-	-	388,366.68

DEUDA INTERNA						
ERP						
GENERACION						
Multilaterales						
IDA	0116-HO	1,443,518.60	-	-	62,251.72	1,505,770.32
	0989-HO	6,000,000.00	-	-	798,750.00	6,798,750.00
	2417-HO	2,527,838.57	-	-	758,509.71	3,286,348.28
BID	572/SF-HO	27,719,151.96	3,901,748.72	-	-	31,620,900.68
Sub-total Multilaterales		37,690,509.13	3,901,748.72	-	1,619,511.42	43,211,769.28
Club de paris						
Alemania						
KFW						
	197965593	3,030,262.61	478,737.35	-	-	3,508,999.95
	199165713	282,448.83	67,787.73	-	-	350,236.56
	199165614 - CP I	46,402.40	1,585.41	-	-	47,987.81
	199365586 - CP II	8,115.59	2,810.90	-	-	10,926.50
	199665969 - CP III	3,092.02	1,827.59	-	-	4,919.61
	200065011 - CP IV - T1	3,701.10	32,250.42	-	-	35,951.52
	200065011 - CP IV - T2	3.06	26.64	-	-	29.70
	200065011 - CP IV - T3	13,557.53	154.56	-	-	13,712.09
	200065011 - CP IV - T4	2,142.61	24.43	-	-	2,167.03
		3,389,725.74	585,205.03	-	-	3,974,930.76
HERMES						
	HERMES I	534,670.72	37,100.21	-	-	571,770.92
	HERMES CP II	1,862,301.11	1,162,606.90	-	-	3,024,908.01
	HERMES CP III	142,930.41	146,054.65	-	-	288,985.06
	HERMES CP IV	1,308,773.61	3,067,477.11	-	-	4,376,250.72
	HERMES 1era. Capital. CP IV	22,051.14	51,683.03	-	-	73,734.17
	HERMES 2da. Capital. CP IV	210,989.02	23,261.54	-	-	234,250.57
	HERMES 3ra. Capital. CP IV	16,842.00	1,856.83	-	-	18,698.83
		4,098,558.01	4,490,040.27	-	-	8,588,598.27
FRANCIA						
COFACE						
	CP I	438,003.65	16,591.88	-	-	454,595.53
	CP II	3,713,008.83	1,301,033.25	-	-	5,014,042.08
	CP IV	1,291,415.69	1,922,030.13	-	-	3,213,445.82
	CP IV - CAPITALIZACIÓN	213,933.56	13,539.09	-	-	227,472.65
		5,656,361.73	3,253,194.36	-	-	8,909,556.09
ITALIA						
SACE						
	HOND 1 (CP I)	804,389.26	50,601.11	-	-	854,990.37
	HOND 2 (CP II)	6,642,502.86	506,026.49	-	-	7,148,529.35
	HOND 3 (CP III)	1,261,782.02	136,830.54	-	-	1,398,612.56
	HOND 4 (CP IV)	2,652,359.62	2,639,116.62	-	-	5,291,476.24
	HOND 4 (CP IV 1era. CAPITAL)	205,820.50	8,956.35	-	-	214,776.85
	HOND 4 (CP IV 2da. CAPITAL)	10,127.31	436.07	-	-	10,563.38
		11,576,981.57	3,341,967.19	-	-	14,918,948.76
JAPON						
EXIMBANK-JAPON						
	R1 - (CP I)	7,071,309.69	1,049,215.97	966,918.03	-	9,087,443.69
	R2 - (CP II)	7,458,490.32	1,535,635.05	185,797.36	-	9,179,922.74
	R2 - (CP II - CAPITAL)	480,707.78	-	11,796.70	-	492,504.48
	R3 - (CP III)	783,064.43	238,640.66	23,343.16	-	1,045,048.25
	R3 - (CP III - CAPITAL)	56,795.50	-	1,516.89	-	58,312.39
	R4 - (CP IV 2,005 MM)	2,839,271.39	5,039,385.59	37,039.19	-	7,915,696.17
	R4 - (CP IV 201 MM)	285,881.01	1,447,312.93	20,471.19	-	1,753,665.13
	R4 - (CP IV 2da FASE)	614,069.53	159,799.39	45,036.71	-	818,905.63
	R4 - (CP IV 3era FASE)	283,725.45	-	-	-	283,725.45
		19,873,315.09	9,469,989.60	1,291,919.24	-	30,635,223.93
JBIC						
	HO - P1	27,198,282.83	4,285,800.65	1,280,808.74	-	32,764,892.22
	HO - R1 (CP I)	6,058,861.31	1,065,987.94	222,320.04	-	7,347,169.29
	HO - R2 (CP II)	6,128,140.02	9,528,623.87	168,128.02	-	15,824,891.91

GERENCIA FINANCIERA
SERVICIO DEUDA VENCIDA Y PENDIENTE DE PAGO
AL 30 DE NOVIEMBRE DEL 2017

(Cifras en Dolares)

INSTITUCION FINANCIERA	NUMERO PRESTAMO	PRINCIPAL	INTERESES	INTERESES MORATORIOS	COMISIONES	TOTAL
	HO - R3 (CP III)	492,336.88	1,348,398.65	21,298.49	-	1,862,034.02
	HO - R4 (CP IV)	365,112.66	10,708,623.04	191,658.81	-	11,265,394.51
		40,242,733.69	26,937,434.16	1,884,214.11	-	69,064,381.95
SUIZA SERV	SERV - CP II	2,141,995.81	71,934.03	-	-	2,213,929.83
	SERV - CP III	1,299,014.40	13,355.55	-	-	1,312,369.95
	SERV - CP IV	124,850.67	63,562.14	-	-	188,412.81
	SERV - DIFERIMIENTO CPIV	6,264.00	162.31	-	-	6,426.31
		3,572,124.88	149,014.03	-	-	3,721,138.91
Club de paris ESTADOS UNIDOS EXIMBANK-USA	R - 190 Q (CP II)	29,106.00	16,735.90	-	-	45,841.90
	R-244-Q (CP IV)	69,736.08	193,037.84	-	-	262,773.91
	R-244-R (CP IV CAPITALIZACIÓN)	15,824.74	1,871.49	-	-	17,696.23
		114,666.82	211,645.23	-	-	326,312.04
Sub total - Club de Paris		88,524,467.53	48,438,489.84	3,176,133.34	-	140,139,090.71
Total Generacion - ERP		126,214,976.66	52,340,238.56	3,176,133.34	1,619,511.42	183,350,859.99
DISTRIBUCION						
<u>Multilaterales</u>						
BID	936/SF-HO	4,804,849.29	2,183,163.51	-	-	6,988,012.80
<u>Bilaterales</u>						
FIV	Arreglo de Pagos N° I (REORG. DEUDA)	229,930.97	13,795.86	149,603.05	-	393,329.88
Total Distribucion - ERP		5,034,780.26	2,196,959.36	149,603.05	-	7,381,342.67
TRANSMISION						
<u>Multilaterales</u>						
IDA	0201-HO	1,775,586.48	-	-	106,535.19	1,882,121.67
<u>Club de paris</u>						
Alemania KFW	199165614 - CP I	46,402.40	1,585.41	-	-	47,987.81
	199365586 - CP II	8,115.59	2,810.90	-	-	10,926.50
	199665969 - CP III	3,092.02	1,827.59	-	-	4,919.61
	200065011 - CP IV - T1	10,115.67	88,145.37	-	-	98,261.03
	200065011 - CP IV - T2	22.42	195.35	-	-	217.77
	200065011 - CP IV - T4	5,792.99	66.04	-	-	5,859.03
		73,541.09	94,630.66	-	-	168,171.75
ESPAÑA ICO	01039001.0 (150688)	693,023.80	18,592.84	-	-	711,616.64
	REPROGRAMACION 01039014.0	357,663.89	-	-	-	357,663.89
	01039014.0	1,803,157.92	279,097.14	-	-	2,082,255.06
	11039001.0 (CP I)	178,667.34	8,840.93	-	-	187,508.27
	11039002.0 (CP II)	1,772,555.92	934,229.30	-	-	2,706,785.22
	11039003.0 (CP III)	605,071.98	567,078.15	-	-	1,172,150.12
	11039004.1 (CP V)	-	222,320.09	-	-	222,320.09
		5,410,140.85	2,030,158.44	-	-	7,440,299.29
CESCE	CP I	165,056.49	4,584.38	-	-	169,640.87
	CP II	1,166,362.78	356,702.05	-	-	1,523,064.83
	CP III	570,552.90	6,004.71	-	-	576,557.61
	CP IV	37,066.73	1,817.85	-	-	38,884.57
	CP IV - DIFERIMIENTO III FASE	360,586.47	36,804.17	-	-	397,390.64
	CP IV - REORG. DEUDA BBV,BEX	3,577,740.25	200,098.41	-	-	3,777,838.66
	CP IV - REORGANIZACIÓN DEUDA	269,779.80	58,752.36	-	-	328,532.16
	CP V - DIFER. DEUDA POST CUT	2,242,321.97	186,665.52	-	-	2,428,987.49
	CP VI - RESTRUCT. DEUDA	4,571,343.36	625,347.86	-	-	5,196,691.22
		12,960,810.74	1,476,777.32	-	-	14,437,588.06
Sub total - Club de Paris		18,444,492.69	3,601,566.42	-	-	22,046,059.11
<u>Bilaterales</u>						
FIV	Arreglo de Pagos N° I (REORG. DEUDA)	205,626.84	12,337.61	133,789.73	-	351,754.19
	Arreglo de Pagos N° II (DÓLAR DEUDA)	107,815.07	5,401.53	72,815.15	-	186,031.75
Sub total - Bilaterales		313,441.91	17,739.14	206,604.88	-	537,785.93
Total Transmision - ERP		20,533,521.08	3,619,305.56	206,604.88	106,535.19	24,465,966.71

GERENCIA FINANCIERA

SERVICIO DEUDA VENCIDA Y PENDIENTE DE PAGO
AL 30 DE NOVIEMBRE DEL 2017

(Cifras en Dolares)

INSTITUCION FINANCIERA	NUMERO PRESTAMO	PRINCIPAL	INTERESES	INTERESES MORATORIOS	COMISIONES	TOTAL
Total Deuda Interna - ERP		151,783,277.99	58,156,503.49	3,532,341.28	1,726,046.62	215,198,169.38
Deuda Interna Gobierno Central						
GENERACION						
CTA_JICA - CONV. SUBSIDIARIO	HO-P6	-	-	-	273,458.02	273,458.02
Total - Generacion Gobierno Central		-	-	-	273,458.02	273,458.02
DISTRIBUCION						
Banco Central de Honduras						
BONOS FIDEICOMISO RECUPERACION DE PERDIDAS ENEE - 2013 (RPE-2013)						
FICOHSA	(LPS) ISIN HNENEE 00005-1 (USD) ISIN HNENEE 00003-3	-	-	-	-	-
BANPAIS	(LPS) ISIN HNENEE 00005-1	-	-	-	-	-
Total Distribucion		-	-	-	-	-
TRANSMISION						
Banco Central de Honduras						
BONOS FIDEICOMISO RECUPERACION DE PERDIDAS ENEE - 2013 (RPE-2013)						
BANCO ATLANTIDA	(LPS) ISIN HNENEE 00006-3	-	-	-	-	-
CUENTA FDO. DE CONTRAVALOR HONDURAS - ESPAÑA						
ICO	01039004.0 (030491)	5,548,008.98	485,200.36	-	-	6,033,209.35
	11039004.2 (CP V - Consol. Diferida)	3,148,126.61	219,363.21	-	-	3,367,489.83
	11039005.0 (CP VI)	107,902.26	6,752.28	-	-	114,654.54
	01039014.0	450,789.48	153,794.35	-	-	604,583.83
		9,254,827.34	865,110.21	-	-	10,119,937.54
CTA_BID - CONV. SUBSIDIARIO	1584/SF-HO	1,004,820.65	577,851.41	-	-	1,582,672.06
	2016/BLHO	1,700,851.08	1,059,618.51	-	-	2,760,469.59
	3103/BL-HO	-	703,957.11	-	66,362.97	770,320.07
	3435/BL-HO	-	65,610.00	-	142,198.76	207,808.76
		2,705,671.73	2,407,037.02	-	208,561.73	5,321,270.48
Total - Transmisión Gobierno Central		11,960,499.06	3,272,147.23	-	208,561.73	15,441,208.02
HOLDING						
CTA_IDA - CONV. SUBSIDIARIO	4536-HN	-	-	-	375,000.00	375,000.00
Total - Otros Gobierno Central		-	-	-	375,000.00	375,000.00
Total Deuda Interna Gobierno Central		11,960,499.06	3,272,147.23	-	857,019.75	16,089,666.04
Total General Deuda Interna		163,743,777.06	61,428,650.72	3,532,341.28	2,583,066.36	231,287,835.42
TOTAL DEUDA EXTERNA E INTERNA		163,977,174.37	61,583,620.09	3,532,341.28	2,583,066.36	231,676,202.10

FILE: INFORMES MENSUALES NOVIEMBRE /2017

ELT/




DEPARTAMENTO DE PLANIFICACION Y PROGRAMACION FINANCIERA

RESUMEN SERVICIO DEUDA VENCIDA PENDIENTE DE PAGO
AL 30 DE NOVIEMBRE DEL 2017

(Cifras en Lempiras)

CONCEPTO	PRINCIPAL	INTERESES	INTERESES MORATORIOS	COMISIONES	TOTAL
PRESTAMOS DEUDA EXTERNA E INTERNA					
GENERACION	2,981,184,799.25	1,237,642,770.83	74,881,472.50	44,629,215.48	4,338,338,258.07
DISTRIBUCION	118,701,489.80	51,796,173.03	3,527,086.42	-	174,024,749.25
TRANSMISION	766,088,766.97	162,474,958.45	4,870,978.72	7,428,819.55	940,863,523.69
HOLDING	-	-	-	8,841,112.50	8,841,112.50
	3,865,975,056.01	1,451,913,902.31	83,279,537.65	60,899,147.54	5,462,067,643.51
TOTAL DEUDA EXTERNA E INTERNA	3,865,975,056.01	1,451,913,902.31	83,279,537.65	60,899,147.54	5,462,067,643.51

ELABORADO POR:


EMMA L. TABORA
OFICIAL CONTABLE I

REVISADO POR:


LORENA GONZALEZ
COORDINADORA GESTION DEUDA EXTERNA





EMPRESA NACIONAL DE
ENERGIA ELÉCTRICA
ENEE



DEPARTAMENTO DE PLANIFICACION Y PROGRAMACION FINANCIERA

SERVICIO DEUDA VENCIDA Y PENDIENTE DE PAGO
AL 30 DE NOVIEMBRE DEL 2017

(Cifras en Lempiras)

INSTITUCION FINANCIERA	NUMERO PRESTAMO	PRINCIPAL	INTERESES	INTERESES MORATORIOS	COMISIONES	TOTAL
DEUDA EXTERNA						
GENERACION						
SUIZA						
SERV	CP V			-	-	-
SERV	CP VI			-	-	-
BNP	240982	5,502,645.00	3,653,604.36	-	-	9,156,249.36
Total Deuda Externa		5,502,645.00	3,653,604.36	-	-	9,156,249.36

DEUDA INTERNA						
ERP						
GENERACION						
Multilaterales						
IDA	0116-HO	34,032,827.57	-	-	1,467,665.16	35,500,492.73
	0989-HO	141,457,800.00	-	-	18,831,569.63	160,289,369.63
	2417-HO	59,597,080.47	-	-	17,882,852.38	77,479,932.86
BID	572/SF-HO	653,515,042.43	91,988,798.36	-	-	745,503,840.80
Sub-total Multilaterales		888,602,750.48	91,988,798.36	-	38,182,087.17	1,018,773,636.01
Club de paris						
Alemania						
KFW						
	197965593	71,442,380.26	11,286,855.31	-	-	82,729,235.57
	199165713	6,659,098.34	1,598,183.92	-	-	8,257,282.26
	199165614 - CP I	1,093,996.90	37,378.05	-	-	1,131,374.95
	199365586 - CP II	191,335.67	66,270.69	-	-	257,606.36
	199665969 - CP III	72,898.42	43,087.76	-	-	115,986.18
	200065011 - CP IV - T1	87,258.16	760,345.62	-	-	847,603.78
	200065011 - CP IV - T2	72.08	628.06	-	-	700.13
	200065011 - CP IV - T3	319,636.33	3,643.96	-	-	323,280.29
	200065011 - CP IV - T4	50,514.77	575.88	-	-	51,090.65
		79,917,190.93	13,796,969.24	-	-	93,714,160.17
HERMES						
	HERMES I	12,605,557.18	874,685.58	-	-	13,480,242.76
	HERMES CP II	43,906,169.63	27,409,968.98	-	-	71,316,138.61
	HERMES CP III	3,369,770.27	3,443,428.30	-	-	6,813,198.57
	HERMES CP IV	30,856,039.17	72,319,760.60	-	-	103,175,799.77
	HERMES 1era. Capital. CP IV	519,884.41	1,218,494.58	-	-	1,738,378.99
	HERMES 2da. Capital. CP IV	4,974,340.54	548,421.09	-	-	5,522,761.63
	HERMES 3ra. Capital. CP IV	397,071.95	43,777.21	-	-	440,849.16
		96,628,833.15	105,858,536.34	-	-	202,487,369.49
FRANCIA						
COFACE						
	CP I	10,326,505.51	391,175.16	-	-	10,717,680.67
	CP II	87,539,010.09	30,673,550.17	-	-	118,212,560.26
	CP IV	30,446,803.72	45,314,359.07	-	-	75,761,162.78
	CP IV - CAPITALIZACIÓN	5,043,761.74	319,201.70	-	-	5,362,963.43
		133,356,081.04	76,698,286.10	-	-	210,054,367.14
ITALIA						
SACE						
	HOND 1 (CP I)	18,964,522.58	1,192,987.00	-	-	20,157,509.58
	HOND 2 (CP II)	156,605,640.17	11,930,232.41	-	-	168,535,872.58
	HOND 3 (CP III)	29,748,151.41	3,225,957.97	-	-	32,974,109.38
	HOND 4 (CP IV)	62,532,826.06	62,220,605.27	-	-	124,753,431.33
	HOND 4 (CP IV 1era. CAPITAL)	4,852,485.85	211,157.48	-	-	5,063,643.33
	HOND 4 (CP IV 2da. CAPITAL)	238,764.50	10,280.88	-	-	249,045.38
		272,942,390.57	78,791,221.01	-	-	351,733,611.58
JAPON						
EXIMBANK-JAPON						
	R1 - (CP I)	166,715,318.61	24,736,630.46	22,796,349.50	-	214,248,298.56
	R2 - (CP II)	175,843,605.36	36,204,592.70	4,380,414.32	-	216,428,612.39
	R2 - (CP II - CAPITAL)	11,333,310.78	-	278,122.58	-	11,611,433.36
	R3 - (CP III)	18,461,761.83	5,626,263.75	550,345.39	-	24,638,370.97
	R3 - (CP III - CAPITAL)	1,339,027.67	-	35,762.63	-	1,374,790.30
	R4 - (CP IV 2,005 MM)	66,939,514.05	118,810,066.54	873,247.10	-	186,622,827.69
	R4 - (CP IV 201 MM)	6,740,016.46	34,122,283.92	482,634.94	-	41,344,935.32
	R4 - (CP IV 2da FASE)	14,477,487.43	3,767,478.36	1,061,799.01	-	19,306,764.80
	R4 - (CP IV 3era FASE)	6,689,196.43	-	-	-	6,689,196.43
		468,539,238.61	223,267,315.73	30,458,675.48	-	722,265,229.83
JBIC						
	HO - P1	641,234,875.44	101,043,321.81	30,196,731.11	-	772,474,928.36
	HO - R1 (CP I)	142,845,531.85	25,132,051.53	5,241,484.05	-	173,219,067.43
	HO - R2 (CP II)	144,478,867.54	224,649,695.00	3,963,836.64	-	373,092,399.18

DEPARTAMENTO DE PLANIFICACION Y PROGRAMACION FINANCIERA

SERVICIO DEUDA VENCIDA Y PENDIENTE DE PAGO
AL 30 DE NOVIEMBRE DEL 2017

(Cifras en Lempiras)

INSTITUCION FINANCIERA	NUMERO PRESTAMO	PRINCIPAL	INTERESES	INTERESES MORATORIOS	COMISIONES	TOTAL
	HO - R3 (CP III)	11,607,481.87	31,790,251.17	502,139.64	-	43,899,872.69
	HO - R4 (CP IV)	8,608,005.61	252,469,709.35	4,518,605.57	-	265,596,320.54
		948,774,762.31	635,085,028.87	44,422,797.02	-	1,628,282,588.21
SUIZA SERV	SERV - CP II	50,500,335.70	1,695,938.18	-	-	52,196,273.88
	SERV - CP III	30,625,953.21	314,874.54	-	-	30,940,827.75
	SERV - CP IV	2,943,516.95	1,498,560.09	-	-	4,442,077.04
	SERV - DIFERIMIENTO CP IV	147,682.06	3,826.62	-	-	151,508.68
		84,217,487.92	3,513,199.43	-	-	87,730,687.35
<u>Club de paris</u> ESTADOS UNIDOS EXIMBANK-USA	R - 190 Q (CP II)	686,211.79	394,570.60	-	-	1,080,782.39
	R-244-Q (CP IV)	1,644,118.63	4,551,117.96	-	-	6,195,236.59
	R-244-R (CP IV CAPITALIZACIÓN)	373,088.82	44,122.82	-	-	417,211.64
		2,703,419.24	4,989,811.38	-	-	7,693,230.62
Sub total - Club de Paris		2,087,079,403.78	1,142,000,368.11	74,881,472.50	-	3,303,961,244.38
Total Generacion - ERP		2,975,682,154.25	1,233,989,166.47	74,881,472.50	38,182,087.17	4,322,734,880.39
DISTRIBUCION						
<u>Multilaterales</u> BID	936/SF-HO	113,280,568.30	51,470,917.76	-	-	164,751,486.06
<u>Bilaterales</u> FIV	Arreglo de Pagos N° I (REORG. DEUDA)	5,420,921.50	325,255.27	3,527,086.42	-	9,273,263.19
Total Distribucion - ERP		118,701,489.80	51,796,173.03	3,527,086.42	-	174,024,749.25
TRANSMISION						
<u>Multilaterales</u> IDA	0201-HO	41,861,759.53	-	-	2,511,705.67	44,373,465.20
<u>Club de paris</u> Alemania KFW	199165614 - CP I	1,093,996.90	37,378.05	-	-	1,131,374.95
	199365586 - CP II	191,335.67	66,270.69	-	-	257,606.36
	199665969 - CP III	72,898.42	43,087.76	-	-	115,986.18
	200065011 - CP IV - T1	238,489.98	2,078,141.57	-	-	2,316,631.55
	200065011 - CP IV - T2	528.55	4,605.74	-	-	5,134.29
	200065011 - CP IV - T4	136,577.32	1,557.03	-	-	138,134.35
		1,733,826.84	2,231,040.83	-	-	3,964,867.67
ESPAÑA ICO	01039001.0 (150688)	16,338,937.12	438,350.37	-	-	16,777,287.49
	REPROGRAMACION 01039014.0	8,432,391.15	-	-	-	8,432,391.15
	01039014.0	42,511,792.07	6,580,077.80	-	-	49,091,869.87
	11039001.0 (CP I)	4,212,314.87	208,436.46	-	-	4,420,751.33
	11039002.0 (CP II)	41,790,310.12	22,025,670.26	-	-	63,815,980.38
	11039003.0 (CP III)	14,265,358.44	13,369,604.47	-	-	27,634,962.92
	11039004.1 (CP V)	-	5,241,485.11	-	-	5,241,485.11
		127,551,103.76	47,863,624.49	-	-	175,414,728.25
CESCE	CP I	3,891,421.31	108,082.74	-	-	3,999,504.05
	CP II	27,498,518.75	8,409,714.57	-	-	35,908,233.32
	CP III	13,451,526.30	141,568.93	-	-	13,593,095.24
	CP IV	873,896.28	42,858.07	-	-	916,754.35
	CP IV - DIFERIMIENTO III FASE	8,501,294.80	867,706.13	-	-	9,369,000.93
	CP IV - REORG. DEUDA BBV,BEX	84,349,877.35	4,717,580.25	-	-	89,067,457.59
	CP IV - REORGANIZACIÓN DEUDA	6,360,409.47	1,385,163.38	-	-	7,745,572.85
	CP V - DIFER. DEUDA POST CUT	52,865,655.52	4,400,882.26	-	-	57,266,537.78
	CP VI - RESTRUCT. DEUDA	107,775,362.55	14,743,388.73	-	-	122,518,751.29
		305,567,962.32	34,816,945.07	-	-	340,384,907.39
Sub total - Club de Paris		434,852,892.93	84,911,610.39	-	-	519,764,503.31
<u>Bilaterales</u> FIV	Arreglo de Pagos N° I (REORG. DEUDA)	4,847,920.13	290,875.19	3,154,266.91	-	8,293,062.23
	Arreglo de Pagos N° II (DÓLAR DEUDA)	2,541,880.35	127,348.12	1,716,711.81	-	4,385,940.28
Sub total - Bilaterales		7,389,800.48	418,223.31	4,870,978.72	-	12,679,002.51
Total Transmision - ERP		484,104,452.94	85,329,833.70	4,870,978.72	2,511,705.67	576,816,971.03

DEPARTAMENTO DE PLANIFICACION Y PROGRAMACION FINANCIERA

SERVICIO DEUDA VENCIDA Y PENDIENTE DE PAGO
AL 30 DE NOVIEMBRE DEL 2017

(Cifras en Lempiras)

INSTITUCION FINANCIERA	NUMERO PRESTAMO	PRINCIPAL	INTERESES	INTERESES MORATORIOS	COMISIONES	TOTAL
Total Deuda Interna - ERP		3,578,488,096.99	1,371,115,173.20	83,279,537.65	40,693,792.84	5,073,576,600.67
Deuda Interna Gobierno Central						
GENERACION						
CTA. JICA - CONV. SUBSIDIARIO	HO-P6	-	-	-	6,447,128.32	6,447,128.32
Total - Generacion Gobierno Central		-	-	-	6,447,128.32	6,447,128.32
DISTRIBUCION						
Banco Central de Honduras						
BONOS FIDEICOMISO RECUPERACION DE PERDIDAS ENEE - 2013 (RPE-2013)						
FICOHSA	(LPS) ISIN HNENEE 00005-1 (USD) ISIN HNENEE 00003-3	-	-	-	-	-
BANPAIS	(LPS) ISIN HNENEE 00005-1	-	-	-	-	-
Total Distribucion		-	-	-	-	-
TRANSMISION						
Banco Central de Honduras						
BONOS FIDEICOMISO RECUPERACION DE PERDIDAS ENEE - 2013 (RPE-2013)						
(LPS) ISIN HNENEE 00006-3						
CUENTA FDO. DE CONTRAVALOR HONDURAS - ESPAÑA						
ICO	01039004.0 (030491)	130,801,524.19	11,439,229.30	-	-	142,240,753.49
	11039004.2 (CP V - Consol. Diferida)	74,221,177.49	5,171,772.91	-	-	79,392,950.40
	11039005.0 (CP VI)	2,543,936.01	159,193.84	-	-	2,703,129.85
	01039014.0	10,627,948.02	3,625,901.73	-	-	14,253,849.75
		218,194,585.70	20,396,097.79	-	-	238,590,683.49
CTA. BID - CONV. SUBSIDIARIO	1584/SF-HO	23,689,953.01	13,623,598.17	-	-	37,313,551.18
	2016/BLHO	40,099,775.32	24,981,883.84	-	-	65,081,659.16
	3103/BL-HO	-	16,596,703.93	-	1,564,593.19	18,161,297.12
	3435/BL-HO	-	1,546,841.02	-	3,352,520.69	4,899,361.71
		63,789,728.33	56,749,026.97	-	4,917,113.88	125,455,869.17
Total - Transmision Gobierno Central		281,984,314.03	77,145,124.75	-	4,917,113.88	364,046,552.67
HOLDING						
CTA. IDA - CONV. SUBSIDIARIO	4536-HN	-	-	-	8,841,112.50	8,841,112.50
Total - Otros Gobierno Central		-	-	-	8,841,112.50	8,841,112.50
Total Deuda Interna Gobierno Central		281,984,314.03	77,145,124.75	-	20,205,354.70	379,334,793.48
Total General Deuda Interna		3,860,472,411.01	1,448,260,297.95	83,279,537.65	60,899,147.54	5,452,911,394.15
TOTAL DEUDA EXTERNA E INTERNA		3,865,975,056.01	1,451,913,902.31	83,279,537.65	60,899,147.54	5,462,067,643.51





GERENCIA FINANCIERA
DEPARTAMENTO DE PLANIFICACION Y PROGRAMACION FINANCIERA
RESUMEN MOVIMIENTO SERVICIO DEUDA INTERNA NOVIEMBRE DEL 2017

(CIFRAS EN LEMPIRAS)

INSTITUCION FINANCIERA	REFERENCIA PRÉSTAMO	TASA DE INTERES	31.10.2017	DESEMBOLSOS	SERVICIO DEUDA PAGADO				SALDO AL 30.11.2017	REVALUACION	SALDO AL 30.11.2017
					PRINCIPAL	INTERESES	COMISION	TOTAL	SIN REVALUACION		REVALUADO
DEUDA INTERNA											
GENERACION			26,526,496,496.30	193,079,058.16	184,349,565.74	3,055,566.67	2,699,267.21	189,087,833.88	26,535,225,988.72	37,584,783.97	26,572,810,772.69
DISTRIBUCION			2,210,950,858.00	-	1,363,961.82	-	1,582,463.62	1,582,463.62	2,209,586,896.18	4,827,768.30	2,214,414,664.48
TRANSMISION			4,198,420,384.00	-	156,159.02	-	1,374,642.66	1,374,642.66	4,198,264,224.98	9,172,867.10	4,207,437,092.08
HOLDING			599,202,500.00	-	-	-	-	-	599,202,500.00	1,285,000.00	600,487,500.00
GRAN TOTAL			33,535,070,238.30	193,079,058.16	185,869,686.58	3,055,566.67	5,656,373.49	192,044,940.16	33,542,279,609.88	52,870,419.37	33,595,150,029.25

ELABORADO POR:

Emma L. Tabora
 EMMMA L. TABORA
 OFICIAL CONTABLE I

REVISADO POR:

Lorena Gonzalez
 LORENA GONZALEZ
 COORDINADORA GESTION DEUDA EXTERNA



GERENCIA FINANCIERA
DEPARTAMENTO DE PLANIFICACION Y PROGRAMACION FINANCIERA
MOVIMIENTO SERVICIO DEUDA INTERNA NOVIEMBRE DEL 2017

(CIFRAS EN LEMPIRAS)



INSTITUCION FINANCIERA	REFERENCIA PRÉSTAMO	TASA DE INTERES	31.10.2017	DESEMBOLSOS	SERVICIO DEUDA PAGADO				SALDO AL 30.11.2017	REVALUACION	SALDO AL 30.11.2017
					PRINCIPAL	INTERESES	COMISION	TOTAL	SIN REVALUACION		REVALUADO
DEUDA INTERNA											
GENERACION											
BCO.CENTRAL DE HONDURAS											
Bonos RBCP - 2016	ISIN HNENEE 000835	6.6%	1,215,330,000.00			42,948.04	42,948.04		1,215,330,000.00	-	1,215,330,000.00
BONOS FIDEICOMISO RECUPERACION DE PERDIDAS ENEE - 2014 (RPE-2014)	(LPS) ISIN HNENEE 000062-9	7.70% +1%	2,794,000,000.00			-	2,328,333.33	2,328,333.33	2,794,000,000.00	-	2,794,000,000.00
	(LPS) ISIN HNENEE 000063-7	7.70% +1%	373,583,000.00			-	311,319.17	311,319.17	373,583,000.00	-	373,583,000.00
BONOS FIDEICOMISO RECUPERACION DE PERDIDAS ENEE - 2016 (RPE-2016)	Ficensa (LPS) ISIN HNENEE 000090-0	9.25%	20,000,000.00				16,666.67	16,666.67	20,000,000.00	-	20,000,000.00
GOBIERNO CENTRAL											
Gobierno Central	Ptamo Temporal		4,553,496,299.16					-	4,553,496,299.16	-	4,553,496,299.16
	Bono Soberano		11,624,165,695.22	190,750,000.00				-	11,814,915,695.22	25,318,224.90	11,840,233,920.11
FONDO - ERP	CLUB DE PARIS MULTILATERALES	VARIABLE	4,194,307,825.17					-	4,194,307,825.17	9,164,222.68	4,203,472,047.86
		VARIABLE	1,376,889,474.87					-	1,376,889,474.87	3,008,391.92	1,379,897,866.79
CONV. SUBSIDIARIO - JICA	HO-P6	0.3%	7,039,636.14	224.83					7,039,860.97	93,944.48	7,133,805.45
		0.01%	-								
TESORERIA GENERAL DE LA REPUBLICA FONDO - JICA	HO-P6	0.3%	-								
		0.01%	-								
	CUT - LPS		1,016,565.74	2,328,833.33	1,016,565.74				2,328,833.33	-	2,328,833.33
	CUT - USD		-						-	-	-
BANCA PRIVADA											
Banco Atlántida	No. 10138500298	10.00%	200,000,000.00		100,000,000.00	1,666,666.67		101,666,666.67	100,000,000.00	-	100,000,000.00
Banco de Occidente	PTAMO NO. 51-401-375997-5	10.00%	166,668,000.00		83,333,000.00	1,388,900.00		84,721,900.00	83,335,000.00	-	83,335,000.00
TOTAL GENERACION			26,526,496,496.30	193,079,058.16	184,349,565.74	3,055,566.67	2,699,267.21	189,087,833.88	26,535,225,988.72	37,584,783.97	26,572,810,772.69
DISTRIBUCION											
GOBIERNO CENTRAL											
FONDO - ERP	MULTILATERALES		310,423,343.47					-	310,423,343.47	678,249.85	311,101,593.31
	BILATERALES		5,409,102.71					-	5,409,102.71	11,818.45	5,420,921.16
BCO.CENTRAL DE HONDURAS											
BONOS FIDEICOMISO RECUPERACION DE PERDIDAS ENEE - 2013 (RPE-2013)											
FICOHSA	(LPS) ISIN HNENEE 00005-1	6.60% + 1%	815,137,785.00			681,161.25	681,161.25		815,137,785.00	1,781,010.00	816,918,795.00
FICOHSA	(USD) ISIN HNENEE 00003-3	6.60% + 1%	823,371,500.00			688,041.75	688,041.75		823,371,500.00	1,799,000.00	825,170,500.00
FICOHSA	(USD) ISIN HNENEE 00004-1	6.60% + 1%	123,505,725.00			103,190.06	103,190.06		123,505,725.00	269,850.00	123,775,575.00
	(LPS) ISIN HNENEE 00007-5	6.60% + 1%	46,932,175.50			39,212.22	39,212.22		46,932,175.50	102,543.00	47,034,718.50
LAFISE	(LPS) ISIN HNENEE 00007-5	6.60% + 1%	76,573,549.50			63,977.84	63,977.84		76,573,549.50	167,307.00	76,740,856.50
BANPAIS	(LPS) ISIN HNENEE 00005-1	6.60% + 1%	8,233,715.00			6,880.50	6,880.50		8,233,715.00	17,990.00	8,251,705.00
TESORERIA GENERAL DE LA REPUBLICA											
	CUT - LPS		1,363,961.82	-	1,363,961.82				-	-	-
	CUT - USD		-						-	-	-
TOTAL DISTRIBUCION			2,210,950,858.00	-	1,363,961.82	-	1,582,463.62	1,582,463.62	2,209,586,896.18	4,827,768.30	2,214,414,664.48

TRANSMISION												
BCO.CENTRAL DE HONDURAS												
BONOS FIDEICOMISO RECUPERACION DE PERDIDAS ENEE - 2013 (RPE-2013)												
BANCO ATLANTIDA												
	(USD)	ISIN HNENEE 00002-5	6.60% + 1%	823,371,500.00				687,860.91	687,860.91	823,371,500.00	1,799,000.00	825,170,500.00
	(LPS)	ISIN HNENEE 00006-3	6.65% + 1%	823,371,500.00				686,781.75	686,781.75	823,371,500.00	1,799,000.00	825,170,500.00
GOBIERNO CENTRAL												
FONDO - ERP												
	CLUB DE PARIS		VARIABLE	606,786,312.75				-	-	606,786,312.75	1,325,778.92	608,112,091.67
	MULTILATERALES		VARIABLE	54,961,178.23				-	-	54,961,178.23	120,085.72	55,081,263.95
	BILATERALES		VARIABLE	143,045,031.33				-	-	143,045,031.33	312,541.80	143,357,573.13
BID - CONV. SUBSIDIARIO												
	2016/BL-HO		VARIABLE	460,142,038.61				-	-	460,142,038.61	1,005,373.06	461,147,411.67
			0.25%	201,490,768.50				-	-	201,490,768.50	440,241.00	201,931,009.50
BID - CONV. SUBSIDIARIO												
	1584/SF-HO		1 y 2%	348,665,002.85				-	-	348,665,002.85	761,804.77	349,426,807.62
BID - CONV. SUBSIDIARIO												
	3103/BL-HO		VARIABLE	279,369,126.58				-	-	279,369,126.58	610,398.90	279,979,525.48
			0.25%	119,729,625.68				-	-	119,729,625.68	261,599.53	119,991,225.21
BID - CONV. SUBSIDIARIO												
	3435/BL-HO		VARIABLE	59,556,973.05				-	-	59,556,973.05	130,127.16	59,687,100.21
			0.25%	39,704,648.70				-	-	39,704,648.70	86,751.44	39,791,400.14
CUENTA - FDO. CONTRAVALOR HONDURAS-ESPAÑA												
TESORERIA GENERAL DE LA REPUBLICA												
	CONV. CONVERSIÓN ICO			238,070,518.70				-	-	238,070,518.70	520,164.79	238,590,683.49
	CUT - LPS			156,159.02				-	-	-	-	-
	CUT - USD			-				-	-	-	-	-
TOTAL TRANSMISION				4,198,420,384.00	-	156,159.02	-	1,374,642.66	1,374,642.66	4,198,264,224.98	9,172,867.10	4,207,437,092.08
HOLDING												
GOBIERNO CENTRAL												
IDA- CONV. SUBSIDIARIO												
	4536-HN		0.75%	588,122,500.00				-	-	588,122,500.00	1,285,000.00	589,407,500.00
BANCA PRIVADA												
BANCO DE OCCIDENTE												
	PTAMO (P/PRESTACIONES) NO. 51-401-326033-0		13.00%	11,080,000.00				-	-	11,080,000.00	-	11,080,000.00
	PTAMO (P/PRESTACIONES) NO. 51-401-342902-5		10.80%	-				-	-	-	-	-
TOTAL HOLDING				599,202,500.00	-	-	-	-	-	599,202,500.00	1,285,000.00	600,487,500.00
TOTAL				33,535,070,238.30	193,079,058.16	185,869,686.58	3,055,566.67	5,656,373.49	192,044,940.16	33,542,279,609.88	52,870,419.37	33,595,150,029.25




DEPARTAMENTO DE PLANIFICACION Y PROGRAMACION FINANCIERA
RESUMEN MOVIMIENTO DEL SERVICIO DE LA DEUDA EXTERNA
AL 30 DE NOVIEMBRE DE 2017

INSTITUCION FINANCIERA	MDA	SALDO AL 31.10.2017	DESEMBOLSOS	SERVICIO DE LA DEUDA PAGADA				SALDO AL 30.11.2017 SIN REVALUACION	REVALUACION	SALDO AL 30.11.2017 REVALUADO
				PRINCIPAL	INTERESES	COMISION	TOTAL			
GENERACION	LPS	4,913,644,621.25	-	-	-	-	-	4,913,644,621.25	11,448,333.80	4,925,092,955.04
TOTAL DEUDA EXTERNA		4,913,644,621.25	-	-	-	-	-	4,913,644,621.25	11,448,333.80	4,925,092,955.04

FILE: REVALUACION MENSUAL 2017 - NOVIEMBRE

ELABORADO POR:


EMMA L. TABORA
OFICIAL CONTABLE I

AUTORIZADO POR:


LORENA GONZALEZ
COORDINADORA GESTION DEUDA EXTERNA



DEPARTAMENTO DE PLANIFICACION Y PROGRAMACION FINANCIERA
MOVIMIENTO DEL SERVICIO DE LA DEUDA EXTERNA
AL 30 DE NOVIEMBRE DE 2017

INSTITUCION FINANCIERA	REFERENCIA DE PRESTAMO	MDA	SALDO AL 31.10.2017	DESEMBOLSOS	SERVICIO DE LA DEUDA PAGADA				SALDO AL 30.11.2017 SIN REVALUACION	REVALUACION	SALDO AL 30.11.2017 REVALUADO
					PRINCIPAL	INTERESES	COMISION	TOTAL			
GENERACION											
BCA. COMERC. EXTERNA											
B.N.P.	240982	LPS	5,490,649.08					-	5,490,649.08	11,996.62	5,502,645.71
INDUSTRIAL AND COMMERCIAL BANK OF CHINA *	LINEA DE CREDITO USD 297,719,934.10	LPS	4,862,704,751.42			-	-	-	4,862,704,751.42	10,624,615.80	4,873,329,367.22
CLUB DE PARIS											
SUIZA											
SERV	CP V	LPS	3,255,169.73		-	-	-	-	3,255,169.73	58,137.21	3,313,306.94
SERV	CP VI	LPS	42,194,051.01		-	-	-	-	42,194,051.01	753,584.16	42,947,635.18
TOTAL DEUDA EXTERNA			4,913,644,621.25	-	-	-	-	-	4,913,644,621.25	11,448,333.80	4,925,092,955.04

FILE: REVALUACION MENSUAL 2017 - NOVIEMBRE

LG/ELT





EMPRESA NACIONAL DE
ENERGÍA ELÉCTRICA
ENEE

DEPARTAMENTO DE PLANIFICACION Y PROGRAMACION FINANCIERA
MOVIMIENTO DEL SERVICIO DE LA DEUDA EXTERNA
AL 30 DE NOVIEMBRE DE 2017

INSTITUCION FINANCIERA	REFERENCIA DE PRESTAMO	MDA	SALDO AL 31.10.2017	DESEMBOLSOS	SERVICIO DE LA DEUDA PAGADA				SALDO AL 30.11.2017 SIN REVALUACION	REVALUACION	SALDO AL 30.11.2017 REVALUADO
					PRINCIPAL	INTERESES	COMISION	TOTAL			
GENERACION											
BCA. COMERC. EXTERNA											
B.N.P.	240982	USD	233,397.34					-	233,397.34	-	233,397.34
INDUSTRIAL AND COMMERCIAL BANK OF CHINA *	LINEA DE CREDITO USD 297,719,934.10	USD	206,704,587.54	-				-	206,704,587.54	-	206,704,587.54
CLUB DE PARIS											
SUIZA SERV	CP V	USD	138,371.25					-	138,371.25	2,164.25	140,535.49
SERV	CP VI	USD	1,793,591.09					-	1,793,591.09	28,053.32	1,821,644.41
TOTAL DEUDA EXTERNA			208,869,947.22	-	-	-	-	-	208,869,947.22	30,217.57	208,900,164.79

FILE: REVALUACION MENSUAL 2017 - NOVIEMBRE





GOBIERNO DE LA
REPÚBLICA DE HONDURAS

EMPRESA NACIONAL DE
ENERGÍA ELÉCTRICA
ENEE

DEPARTAMENTO DE PLANIFICACION Y PROGRAMACION FINANCIERA
MOVIMIENTO DEL SERVICIO DE LA DEUDA EXTERNA
AL 30 DE NOVIEMBRE DE 2017

INSTITUCION FINANCIERA	REFERENCIA DE PRESTAMO	MDA	SALDO AL 31.10.2017	DESEMBOLSOS	SERVICIO DE LA DEUDA PAGADA				SALDO AL 30.11.2017
					PRINCIPAL	INTERESES	COMISION	TOTAL	
GENERACION									
BCA. COMERC. EXTERNA									
B.N.P.	240982	USD	233,397.34					-	233,397.34
INDUSTRIAL AND COMMERCIAL BANK OF CHINA *	LINEA DE CREDITO USD 297,719,934.10	USD	206,704,587.54			-	-	-	206,704,587.54
CLUB DE PARIS									
SUIZA SERV	CP V	CHF	138,371.25		-	-		-	138,371.25
SERV	CP VI	CHF	1,793,591.09		-	-		-	1,793,591.09

FILE: REVALUACION MENSUAL 2017 - NOVIEMBRE

LG/ELT

