




EMPRESA NACIONAL DE ENERGIA ELECTRICA
BALANCE DE SITUACION FINANCIERA CONDENSADO
AL 31 DE JULIO DE 2017 (Cifras expresadas en Lempiras)




DESCRIPCION	ACTIVOS Y OTROS DEBITOS			DESCRIPCION	PATRIMONIO, PASIVO Y OTROS CREDITOS		
	JULIO 2017	Diciembre 2016	DIFERENCIA		JULIO 2017	Diciembre 2016	DIFERENCIA
1. Activo				2. PATRIMONIO Y PASIVO			
Activo Corriente				21. Patrimonio Neto			
111 Disponibilidades	623,470,371.10	1,001,361,754.48	-377,891,383.38	Resultado acumulado del ejercicio	2,439,063,244.64	3,872,538,421.70	-1,433,475,177.06
113 Cuentas y Documentos por cobrar	5,110,909,840.31	4,342,206,993.72	768,702,846.59	§16. Déficit acumulado	51,502,151,957.08	45,986,094,466.49	5,516,057,490.59
Total Activo Corriente	5,734,380,211.41	5,343,568,748.20	390,811,463.21	§12. Transferencias de capital recibidas	-10,129,643,319.00	-9,766,459,041.64	-363,184,277.36
Activo No Corriente				§13. Revaluación de Activos	-15,154,706,488.63	-15,154,706,488.63	-
115 Materiales y Suministros	639,116,465.51	826,332,000.42	-187,215,534.91	§14. Condonación de la Deuda	-1,536,846,990.19	-1,536,846,990.19	-
112 Inversiones Financieras	162,517,068.03	163,178,768.03	-661,700.00	§15. Aporte de Organismos Internacionales	-23,714,442.35	-23,714,442.35	-
116 Otros activos	543,543,884.60	221,753,815.78	765,297,700.38	Capital Propio	-1,721,121,046.87	-1,721,121,046.87	-
Total Activo No Corriente	1,345,177,418.14	767,756,952.67	577,420,465.47	Total Patrimonio	25,375,182,914.68	21,655,784,878.51	3,719,398,036.17
Propiedad, Planta y Equipo				Pasivo			
190 En Servicio Neto	8,868,976,881.69	9,248,503,707.28	-379,526,825.59	Pasivo corriente	-17,961,150,902.67	-20,621,116,377.78	2,659,965,475.11
170 En Construcción	9,404,687,915.63	6,448,861,001.25	2,955,826,914.38	211. Cuentas por pagar proveedores	-4,671,596,259.62	-7,553,689,295.87	2,882,093,036.25
Total Propiedad, Planta y Equipo	18,273,664,797.32	15,697,364,708.53	2,576,300,088.79	212. Deuda Externa e interna de corto plazo	-7,699,488,123.49	-7,654,942,392.31	-44,545,731.18
Activos a Largo Plazo				213. Deuda Externa e interna de corto plazo Mora	-3,759,027,254.56	-3,612,016,680.09	-147,010,574.47
Descuento Refinanciamiento Bonos	0.00	23,779,310.33	-23,779,310.33	214. Intereses por pagar deuda externa e interna CP	-310,932,683.38	-325,447,941.91	14,515,258.53
Otros Documentos por cobrar	0.00	17,035,913.54	-17,035,913.54	215. Intereses por pagar deuda externa e interna	-1,520,106,581.62	-1,475,020,067.60	-45,086,514.02
Activos Diferidos	18,088,717.32	8,933,564.87	9,155,152.45	Pasivo a Largo Plazo	-32,785,343,156.20	-22,893,107,698.87	-9,892,235,457.33
Total activo a Largo Plazo	18,088,717.32	49,748,788.74	-31,660,071.42	221. Deuda externa e interna Largo Plazo	-27,944,481,289.82	-18,506,813,400.24	-9,437,667,889.58
Suma El activo	25,371,311,144.19	21,858,439,198.14	3,512,871,946.05	223. Otros documentos por pagar	-577,673.92	86,303,884.49	-86,881,558.41
				224. Depósitos de abonados	-102,364,329.60	-194,031,228.92	91,666,899.32
				226. Pasivo Laboral por pagar	-4,483,616,370.28	-4,122,357,406.50	-361,258,963.78
				231. Otros Pasivos	-254,303,492.58	-156,209,547.70	-98,093,944.88
				Total Pasivo	-50,746,494,058.87	-43,514,224,076.65	-7,232,269,982.22
				Suma El Pasivo y Patrimonio	-25,371,311,144.19	-21,858,439,198.14	-3,512,871,946.05



Ing. Jesús Mejía
Gerente General




Licda. Rosalidia Michelle Odoñez
Jefe Departamento de Contabilidad
No. Colegación 05-10-2015




Lic. Rommel Javier Castro
Gerente Financiero



EMPRESA NACIONAL DE ENERGIA ELECTRICA
BALANZA DE COMPROBACION
AL 31 DE JULIO DE 2017 (Cifras expresadas en Lempiras)



Soc.	Cta.mayor	Texto breve	Arrastre de saldos	Saldo per. anteriores	Período de informe debe	Saldo Haber per. Inf.	Saldo acumulado
HN01	1111140000	Fnds Reint CNTRALZD	796,016.59	1,191,483.41	0	0	1,987,500.00
HN01	1112000018	DEP DE RESIDENTES-Y	75,635.12	1,323.30	2,508.44	3,490.01	75,976.85
HN01	1112101201	TRANSMISION	1,290,850.17	-551,505.15	0	0	739,345.02
HN01	1112111201	GERENCIA CENTRAL-USD	13,479,880.30	9,303,352.06	38,865,739.71	42,730,161.08	18,918,810.99
HN01	1112111202	GENERACENERGIA ELEC	296,805.25	6,120,843.79	0	0	6,417,649.04
HN01	1112111203	Apoyo Integ.	474,331.90	-162,416.89	294,308.98	373,575.60	232,648.39
HN01	1112111204	GENERACION EUROS	228,831.19	8,609.53	0	0	237,440.72
HN01	1112111207	GERENCIA CENTR EUROS	77,090.05	-3,320.13	0	0	73,769.92
HN01	1112111300	PROY ENEE RENOV USD	0	1,321,692.94	0	0	1,321,692.94
HN01	1112111333	CUENTA UNICA M/E	-32,004.39	32,004.39	20,909,307.74	20,909,307.74	0
HN01	1112111801	PROY EN RENOV USD	1,512.35	2,347.78	0	0	3,860.13
HN01	1112111802	LIBRETA GER EUROS	929,460.49	48,364.66	0	0	977,825.15
HN01	1112112101	APOYO A LA INTEGRACI	0	1,638.80	0	0	1,638.80
HN01	1112112103	Apoyo Integrac.	326,540.57	365	0	0	326,905.57
HN01	1112112105	REH Y REPOT COMP	-127,737.06	255,396.95	0	0	127,659.89
HN01	1112112201	APOY REH Y REPOTENC	-742.06	753.65	1,681,657.72	1,681,715.99	-46.68
HN01	1112114641	TGR CTA. UNICA M.E.	14,122,643.15	16,287.21	20,909,307.74	16,797,377.45	18,250,860.65
HN01	1112171201	LITORAL ATLANTICO DO	0	22,577.33	0	0	22,577.33
HN01	1112171202	GERENCIA DISTRIBUCIO	0	43,356,983.57	102,141,575.00	115,175,612.59	30,322,945.98
HN01	1112211058	CTA PTE BCH-ENEE	18,342,514.09	-18,306,663.07	52,820,908.49	51,293,894.32	1,562,865.19
HN01	1112211185	LIBRETA ING SIAFI	0	-26,648,852.44	1,837,835,415.01	1,841,368,967.42	-30,182,404.85
HN01	1112211203	GEREN CNTRL FDS PRO	101,430,854.43	229,648,437.61	1,590,119,310.25	1,873,909,514.70	47,289,087.59
HN01	1112211205	Proy Mejoram Efic Se	-702,058.56	702,058.57	0	0	0.01
HN01	1112211206	TRANSMISION ENE FDS	431,483.77	5,851,415.03	39,569,349.88	37,565,552.64	8,286,696.04
HN01	1112211845	BANCO DE OCCIDENTE	2,684.00	675,500.00	0	0	678,184.00
HN01	1112212105	REHAB Y REPOT COMP	0	-0.08	145,255.15	145,254.84	0.23
HN01	1112212201	Apoy. Proy. Reh.y Po	0.18	-0.17	58,570.51	58,570.50	0.02
HN01	1112212502	CAMPAÑA DE AHORRO	250,327.23	0	0	0	250,327.23
HN01	1112215121	SUB-GERENCIA CS	175,031.69	-390,966.89	0	0	-215,935.20
HN01	1112216121	SUB-GERENCIA NO	4,178,828.66	-4,052,558.66	0	0	126,270.00
HN01	1112217121	SUB-GERENCIA LA	11,325,979.21	-8,973,782.88	0	0	2,352,196.33
HN01	1112219121	GENERAC ENRG ELECT F	237,149,984.86	-232,539,449.16	27,668,731.82	24,700,487.49	7,578,780.03
HN01	1112221202	RECAUD INGRESOS POR	0	51,392.01	216,439.80	9,683.00	258,148.81
HN01	1112271201	SUBGERENCIA NOROCCID	0	810,971.44	0	41,499.85	769,471.59
HN01	1112271202	SUBGERENCIA CENTRO S	0	1,363,110.43	19,415,720.23	19,430,317.19	1,348,513.47
HN01	1112271203	SUBGERENCIA LITORAL	0	662,528.03	107,739.85	74,619.85	695,648.03
HN01	1112271204	GERENCIA DE DISTRIBU	0	21,851,428.69	1,060,063,988.44	951,382,088.80	130,533,328.33
HN01	1112272101	OPERACIONES ENEE - S	0	0.84	0	0	0.84
HN01	1112281205	Electrificación Rura	114,568.35	3,323.22	0	0	117,891.57
HN01	1112292101	GENERAC ENRG ELECT F	247,525,355.39	-247,525,355.39	0	0	0
HN01	1112300000	Int. Fin. Recaudador	122,956,001.33	218,358,223.20	2,016,433,561.87	1,836,961,572.88	520,786,213.52
HN01	1112312138	ENEE PLANILLA BANCON	2,831,067.60	0	0	0	2,831,067.60
HN01	1112312150	CUENTA BCO CON	2,119,285.46	0	0	0	2,119,285.46
HN01	1112320000	Cooperativas	3,098,934.29	740,088.86	11,994,315.22	11,040,978.53	4,792,359.84
HN01	1112411600	S.F. PROG. NACIONAL	28,582.67	0	0	0	28,582.67
HN01	1112411800	PROG APOYO II PRO	0.05	-0.05	0	0	0
HN01	1112431100	PROMEF	-1,545,834.96	1,545,834.96	0	0	0
HN01	1112431200	PROY PRF/IDA4536	0.08	0	0	0	0.08
HN01	1112431203	PROY PROMEF EFIC SEC	0	12,763.01	0	0	12,763.01
HN01	1112431400	PROY PROMEF IDA453	-378,570.82	370,743.22	0	0	-7,827.60
HN01	1112431700	PROY PROMEF USD	-11,457.97	2,762.95	0	0	-8,695.02
HN01	1112500205	Agente Fid Atlantida	0	0	853,082,085.99	853,082,085.99	0
HN01	1112511000	FIDUCIARIO FICOHSA	-325,131.62	0	840,660,586.19	1,012,205,794.75	-171,870,340.18
HN01	1112531000	FIDUCIARIO BANCON	-9,113,803.59	5,918,236.90	0	0	-3,195,566.69
HN01	1112532000	PAG SER D B FID MN	21,543,234.26	-19,049,180.50	0	0	2,494,053.76
HN01	1112610000	PROYECTO EN RENOV	1,306,803.14	-1,241,803.14	0	0	65,000.00
HN01	1112610200	PROY EN RENOV GERENC	139,572.05	3,032,064.14	1,095,988.63	3,641,236.99	626,387.83
HN01	1112610301	PROY EN RENOV M N	1,408,412.14	-4,600,279.67	10,088,680.00	0	6,896,812.47
HN01	1112610800	S.F. FONDOS REMANEN	458.31	-458.31	0	0	0
HN01	1112610900	APOYO A LA INTEGRA	0.05	0.04	424,125.86	424,125.88	0.07
HN01	1112612101	PROY EN RENOV USD	0	1,322,681.73	0	0	1,322,681.73
HN01	1112710300	EL FOSODE-CONGRE	7,926.88	0	0	0	7,926.88
HN01	1112710400	EL RURAL FP	749,956.75	0	0	0	749,956.75
HN01	1112710501	ELECT RURAL M/E	68,594.87	-1,369.03	0	0	67,225.84
HN01	1112720351	PAGO SERV. DEUDAS	140,754,134.76	-139,162,646.33	1,688.79	6,049.80	1,587,127.42
HN01	1112810000	Efect en transito	2,618,876.48	426,328.33	567,028.26	935,007.36	2,677,225.71
HN01	1112830000	E Tr BID 2016/BL/HO	-30,322,631.00	30,322,631.00	0	0	0
HN01	1112840000	E Tr BID 3103/BL-HO	90,386,168.73	-90,386,168.73	0	0	0
HN01	1112850000	E Tr BID 3435/BL-HO	3,867,504.51	-3,867,504.51	0	0	0
HN01	1112860000	E Tr Conv ATN-OC-149	-2,990,996.89	2,990,996.89	0	0	0
HN01	1112121000	BonoHN-SEFIN00043	4,329,000.00	0	0	0	4,329,000.00
HN01	1121310000	Ac y Val Prop de RED	152,768,850.00	-361,400.00	0	300,300.00	152,107,150.00
HN01	1121320000	Ac y VI Prop REDCA	6,080,918.03	0	0	0	6,080,918.03
HN01	1131111000	CXC Abond Res CS	1,228,439,372.02	172,872,880.89	382,094,115.74	366,210,489.89	1,417,195,878.76
HN01	1131112000	CXC Abond Res NO	1,905,515,758.09	253,222,376.08	1,223,660,588.85	1,041,745,525.26	2,340,653,197.76
HN01	1131113000	CXC Abond Res Atl	281,468,973.70	49,172,385.31	147,950,893.72	101,694,465.57	376,897,787.16
HN01	1131121000	CXC Abond Ind CS	82,544,206.91	5,348,938.32	97,560,154.46	98,367,654.23	87,085,645.46
HN01	1131122000	CXC Abond Ind NO	229,898,808.56	5,929,587.57	665,995,481.62	665,079,099.46	236,744,778.29
HN01	1131123000	CXC Abond Ind Atl	53,246,881.56	-2,267,663.09	25,827,840.92	16,439,839.16	60,367,220.23
HN01	1131131000	CXC Abond Com CS	636,804,800.35	76,234,737.15	278,937,589.20	334,217,445.71	657,759,680.99
HN01	1131132000	CXC Abond Com NO	1,161,228,858.20	128,731,277.40	656,306,581.24	679,458,574.91	1,266,808,141.93
HN01	1131133000	CXC Abond COM Atl	139,941,536.68	1,183,361.99	90,467,129.59	73,365,129.60	158,226,898.66
HN01	1131211000	CXC S P Ab G Ctr CS	213,804,030.36	85,864,422.86	33,449,109.28	28,871,108.61	304,246,453.89
HN01	1131212000	CXC S P Ab G Ctr NO	124,158,219.82	67,642,676.04	48,151,339.87	56,813,742.35	183,138,493.38
HN01	1131213000	CXC S P Ab G Ctr Atl	67,840,200.32	30,120,552.82	5,693.17	11,476,807.42	86,489,638.89
HN01	1131221000	CXC Ab S P CS	712,890,706.55	26,809,507.77	58,641,129.73	39,188,237.11	759,153,106.94
HN01	1131222000	CXC Ab S P NO	200,318,021.97	4,439,400.65	33,746,976.64	26,195,245.71	212,309,153.55

EMPRESA NACIONAL DE ENERGIA ELECTRICA
BALANZA DE COMPROBACION
AL 31 DE JULIO DE 2017 (Cifras expresadas en Lempiras)



Soc.	Cta.mayor	Texto breve	Arrastre de saldos	Saldo per. anteriores	Período de Informe debe	Saldo Haber per.inf.	Saldo acumulado
HN01	1131223000	CXC Ab S P Atl	112,117,644.20	10,717,663.91	5,266,344.98	3,319,542.07	124,782,111.02
HN01	1131231000	CXC Ab Mun S P CS	165,858,701.93	25,924,323.37	0	16,286,964.08	175,496,061.22
HN01	1131232000	CXC Ab Mun S P NO	262,838,015.52	29,929,536.95	13,782,316.87	19,493,707.60	287,056,161.74
HN01	1131233000	CXC Ab Mun S P Atl	39,173,334.55	4,527,364.57	1,484,069.19	1,684,462.35	43,500,305.96
HN01	1131241000	CXC Sb G de HND CS	-131.88	131.88	0	0	0
HN01	1131242000	CXC Sb G de HND NO	-68,762.10	68,762.10	0	0	0
HN01	1131251000	Subs Junt DE AGUA CS	9,204,162.57	9,081,794.33	20,820,036.50	0	39,105,993.40
HN01	1131252000	Subs Junt DE AGUA NO	55,547,185.84	20,174,372.62	5,241,065.40	2,620,532.70	78,342,091.16
HN01	1131261000	CXC Subsidio Transpo	8,991.87	-8,991.87	0	0	0
HN01	1131271000	CXC Ab CRE Centro Su	11,962,490.94	-11,962,490.94	0	0	0
HN01	1131272000	CXC Ab CRE Nor Occid	14,902,883.90	-14,902,883.90	0	0	0
HN01	1131273000	CXC Ab CRE Litoral A	2,933,991.16	-2,933,991.16	0	0	0
HN01	1132222000	IntXC EPR BID 2016	-4,823,634.42	0	0	0	-4,823,634.42
HN01	1132411100	Falt x C Inv en Proc	36,948,212.80	2,346,105.13	6,477,762.22	1,961,455.85	43,810,624.30
HN01	1133110000	Falt X C Maj de Inv	60,211,430.55	-5,047,575.18	0	0	55,163,855.37
HN01	1133210000	Falt X C Maj Efevo	370,585.00	0	0	0	370,585.00
HN01	1133320000	var ctas X cobrar	15,560,924.41	0	0	0	15,560,924.41
HN01	1133330000	CxC Dev pend DEI	11,004,040.39	-4,153,724.50	0	0	6,850,315.89
HN01	1133340000	Ctas Emb X Prest	66,778,583.88	33,723,813.14	1,256,966.94	0	101,759,363.96
HN01	1133351000	CxC D Ener Em C.Sur	3,968.35	0	0	0	3,968.35
HN01	1133352000	CxC Deu Ener Em Nor	20,156.29	0	0	0	20,156.29
HN01	1133354000	CxCobrar Antic. Cons	6,859,843.35	-6,859,843.35	0	0	0
HN01	1133355000	cxc Reseva Prestamo	155,318,098.41	76,345,377.96	0	0	231,663,476.37
HN01	1133356000	cxc Embargos Cuentas	23,018,113.06	0	0	0	23,018,113.06
HN01	1133357000	CTAS/ COBRAR FICOSHA	22,295,948.72	11,810,899.36	0	0	34,106,848.08
HN01	1133361000	Fal Rep Mat Tega	92,651.53	-92,651.53	0	0	0
HN01	1133362000	Fal Rep Mat C Sur	0	3,458,783.04	5,597.31	172,877.13	3,291,503.22
HN01	1133364000	Fal Rep Mat L. Atl	1,830.20	-1,830.20	0	0	0
HN01	1133365000	Fal Rec pend reg fid	33,156,413.72	-33,156,413.73	0	0	-0.01
HN01	1133365100	Fal Rec Bco. Ficosha	0	12,422,805.87	0	0	12,422,805.87
HN01	1133365200	Fal Rec Bco. Atlanti	0	0	27,000.00	27,000.00	0
HN01	1133365300	Fal Rec Bco. Contine	0	1,045,349.12	0	0	1,045,349.12
HN01	1133371000	Plan Med Em Tega	-270,513.71	-495,915.59	86,461.46	178,073.93	-858,041.77
HN01	1133372000	Plan Med Em C Sur	213,163.13	16,581.01	0	0	229,744.14
HN01	1133373000	Plan Med Em Noroc	499,242.96	33,818.34	0	0	533,061.30
HN01	1133374000	Plan Med Em L Atl	-1,630,965.14	1,181,961.69	0	0	-449,003.45
HN01	1133381000	Gtos Med Tega	10,804.90	-10,804.90	0	0	0
HN01	1133384000	Gtos Med L Atl	9,139.94	0	0	0	9,139.94
HN01	1133391000	Ctas Ret Em Tega	-5,833.90	0	0	0	-5,833.90
HN01	1133392000	Ctas Ret Em C Sur	52,498.05	0	0	0	52,498.05
HN01	1133393000	Ctas Ret Em Noroc	86,211.17	0	0	0	86,211.17
HN01	1133394000	Ctas Ret Em L Atl	412.58	0	0	0	412.58
HN01	1133410000	Liq Fon Rein Tega	0	3,078,269.39	656,993.87	536,223.13	3,199,040.13
HN01	1133450000	Transitoria p/Saldos	0	801,065.63	42,062.77	42,062.77	801,065.63
HN01	1133510000	Otras x C Int Nic En	247,964,675.01	0	0	0	247,964,675.01
HN01	1133520000	Otras x C IHRE Panam	1,073,760.91	0	0	0	1,073,760.91
HN01	1133530000	Otras x C RECO	26,157,458.45	0	0	0	26,157,458.45
HN01	1133540000	O C EPR SIEPA B 2016	85,027,950.00	0	0	0	85,027,950.00
HN01	1133550000	O x C StandFruit Co	88,963,304.96	0	0	0	88,963,304.96
HN01	1133560000	Cont Trans MER	-6,022,265.64	-31,925,291.28	117,574,497.99	71,945,810.78	7,681,130.29
HN01	1133570000	O C x C Ag Ad Ferr N	619,072.63	0	0	0	619,072.63
HN01	1133580000	Ptmo FPS Clau 67	20,000.00	0	0	0	20,000.00
HN01	1133630000	Retenc. Recaudacion	743,674.17	0	0	0	743,674.17
HN01	1133680000	Reserva Pago	47,773,460.51	-36,734,471.47	0	0	11,038,989.04
HN01	1133690000	Reserva Pago	211,669,969.43	-90,513,045.80	0	0	121,156,923.63
HN01	1133700000	Reserva Pago	37,170,882.13	86,399,211.38	0	0	123,570,093.51
HN01	1133710000	Reserva Pago	56,113,197.61	-49,472,699.86	0	0	6,640,497.75
HN01	1133720000	Reserva Pago	4,635,925.32	-263.62	0	0	4,635,661.70
HN01	1133730000	Reserva Pago	4,595,982.18	0	0	0	4,595,982.18
HN01	1134110000	Pv P/ c Dud C Ab Rs	-2,604,441,416.16	6,099,957.40	1,778,333.81	353,764,252.75	-2,950,327,377.70
HN01	1134120000	Pv P/ c Dud C Ab Ind	-36,818,063.54	3,077,176.55	12,078,211.25	9,348,929.03	-31,011,604.77
HN01	1134130000	Pv P/ c Dud C Ab Com	-1,631,814,915.14	1,678,220.15	465,293.71	167,425,741.12	-1,797,097,142.40
HN01	1134140000	Pv P/c Dud Int Nic E	-247,964,675.01	0	0	0	-247,964,675.01
HN01	1134150000	Pv P/c Dud Int IHRE	-1,073,760.91	0	0	0	-1,073,760.91
HN01	1134160000	Pv P/c Dud RECO	-26,157,458.45	0	0	0	-26,157,458.45
HN01	1134180000	Pv p/c Dud Stand FC	-88,963,304.96	0	0	0	-88,963,304.96
HN01	1135100000	Impuesto p c ENEE	2,673,387.36	0	0	0	2,673,387.36
HN01	1136110000	Ant Prov nacionales	0	5,638,247.71	0	0	5,638,247.71
HN01	1136120000	Ant Prov Extraj	2,275,649.83	64,199,608.63	35,855,768.77	17,868,586.17	84,462,441.06
HN01	1136911000	Antc P/ Gst Vje CS	1,872,385.25	-494,239.03	159,137.38	580,451.00	956,832.60
HN01	1136912000	Antc P/ Gst Vje NO	2,597,247.23	-839,458.94	136,255.92	420,875.60	1,473,168.61
HN01	1136913000	Antc P/ Gst Vje Atl	1,080,884.33	-997,783.27	1,015.63	9,137.50	74,979.19
HN01	1136914000	Antc P/ Gst Vje Cntr	2,775,948.43	-1,228,305.06	485,371.13	1,171,133.74	861,880.76
HN01	1136921000	Antc P/ Gst Vje CS	70,655.52	-8,071.25	10,412.50	19,762.50	53,234.27
HN01	1136922000	Antc P/ Gst Vje NO	1,050,594.70	-480,488.75	8,188.50	46,540.50	531,753.95
HN01	1136923000	Antc P/ Gst Vje Atl	136,009.25	-132,039.75	0	0	3,969.50
HN01	1136924000	Antc P/ Gst Vje Cntr	2,291,998.07	-1,592,486.94	53,165.00	349,567.84	403,108.29
HN01	1137100000	Antc Gastos Varios	1,042,196.27	155,660.94	2,572,839.29	529,713.20	3,240,983.30
HN01	1139100000	Ctas X Liq Dec Ct M	0	0	20,654.61	0	20,654.61
HN01	1139600000	Ctas X Liq Planillas	16,706,374.17	-16,706,374.17	0	0	0
HN01	1151000000	Inv Mat y Sums	259,517,028.87	-91,754,967.65	19,078,214.57	20,423,362.80	166,416,912.99
HN01	1152000000	Inv Mat y Sum Prys	2,328,290.32	103,825,733.97	43,682,514.06	32,420,855.84	117,415,682.51
HN01	1153000000	Inv Repuestos	232,284,644.63	-23,445,652.67	15,884,043.91	11,321,965.91	213,401,069.96
HN01	1154000000	Inv Ru Prys	0	20,974,870.80	0	0	20,974,870.80
HN01	1155100000	Inv Cmb uso Gral	5,229,886.70	-2,760,165.82	1,787,513.77	1,395,700.44	2,861,534.21
HN01	1155300099	Inv Comb Gen *TRS*	195,450,173.48	-176,962,473.95	62,725,692.00	58,289,919.79	22,923,471.74
HN01	1156100000	P/ ped de Mat y Sum	145,912,089.79	-31,832,904.94	0	118,596.43	113,960,588.42

EMPRESA NACIONAL DE ENERGIA ELECTRICA
BALANZA DE COMPROBACION
AL 31 DE JULIO DE 2017 (Cifras expresadas en Lempiras)

Soc.	Cta.mayor	Texto breve	Arrastre de saldos	Saldo per. anteriores	Período de informe debe	Saldo Haber per. Inf.	Saldo acumulado
HN01	1156200000	EM/RF Inventarios	-666,216.14	-5,351,084.96	22,171,251.30	21,266,208.09	-5,112,257.89
HN01	1156210000	EM/RF Sin Pedido Co.	-2,501.86	-1,510.00	0	0	-4,011.86
HN01	1158200000	PROVISION POR OBSOLE	-13,721,395.37	0	0	0	-13,721,395.37
HN01	1161230000	Pag Imprem C Doc	6,329.51	0	0	0	6,329.51
HN01	1161250000	CxC Serv. Medic. El	2,793,854.95	0	0	0	2,793,854.95
HN01	1161260000	CxC Anticipo	31,850,794.00	0	0	0	31,850,794.00
HN01	1161270000	OTROS ACTIVOS	-413,342,168.00	413,342,168.00	0	0	0
HN01	1161271000	OTROS ACTIVOS	0	9,247,722.15	23,691.16	23,691.16	9,247,722.15
HN01	1161280000	OTROS ACTIVOS	-8,037,628.19	15,842,283.49	0	0	7,804,655.30
HN01	1161290000	OTROS ACTIVOS	-8,441.47	8,441.47	0	0	0
HN01	1161400000	SALDO BID 3103/BL-H	0	336,721,128.44	0	0	336,721,128.44
HN01	1162210000	Dep en Garan MER	164,983,443.42	-9,864,043.17	0	0	155,119,400.25
HN01	1212220000	Des Rf BCPas 2011	23,779,310.33	-23,779,310.33	0	0	0
HN01	1212230000	OTROS DOCTOS. P/COB.	17,035,913.54	-17,035,913.54	0	0	0
HN01	1311000000	Cst H terrenos	482,104,664.93	0	0	0	482,104,664.93
HN01	1312000000	Revaluó de Terrenos	41,439,412.79	0	0	0	41,439,412.79
HN01	1321000000	Cst H Edificios	139,428,387.04	0	0	0	139,428,387.04
HN01	1322000000	Revaluó de Edificios	205,245,859.71	0	0	0	205,245,859.71
HN01	1329100000	Depr Cst H Ed	-78,877,646.81	-1,327,187.23	0	221,197.84	-80,426,031.88
HN01	1329200000	Depr Reval Edificios	-98,597,515.90	-1,858,079.58	0	309,679.87	-100,765,275.35
HN01	1341110000	Cst H Hid Cajón	1,685,830,239.52	0	0	0	1,685,830,239.52
HN01	1341120000	Cst Rv Ctr Hid Cajón	16,522,041,260.68	0	0	0	16,522,041,260.68
HN01	1341131000	Depr Cst H Cajón	-1,069,243,847.36	-12,587,733.72	0	2,097,955.45	-1,083,929,536.53
HN01	1341132000	Dep Rv Ctr El Cajón	-15,875,852,427.00	-25,314,127.50	0	4,219,021.26	-15,905,385,575.76
HN01	1341310000	Cst H Cpj Hid Cañav	594,843,711.48	0	0	0	594,843,711.48
HN01	1341320000	Cst Rv Cpj Hid Cañav	5,829,787,670.77	0	0	0	5,829,787,670.77
HN01	1341331000	Depr Cst H Cañaveral	-591,838,354.76	-570,741.53	0	3,486.56	-592,412,582.85
HN01	1341332000	Depr Reval Cañaveral	-5,771,489,794.17	0	0	0	-5,771,489,794.17
HN01	1341410000	Cst H Pry Hidr Nisp	118,008,116.76	0	0	0	118,008,116.76
HN01	1341420000	Cst Rv Pry Hidr Nisp	1,156,542,888.24	0	0	0	1,156,542,888.24
HN01	1341431000	Depr Cst H El Nisp	-115,779,577.44	-149,779.75	0	24,963.22	-115,954,320.41
HN01	1341432000	Dep Rv El Nispero	-838,537,992.26	-7,778,783.72	0	1,296,463.79	-847,613,239.77
HN01	1341510000	Cst H Sta M Real	3,371,660.48	0	0	0	3,371,660.48
HN01	1341520000	Cst Rv Sta m Real	33,044,082.50	0	0	0	33,044,082.50
HN01	1341531000	Dep A Cst H S M Real	-2,561,112.82	-18,206.96	0	3,034.48	-2,582,354.26
HN01	1341532000	Dep Rv Sta M Real	-32,713,641.68	0	0	0	-32,713,641.68
HN01	1342310000	Cst H Plnt Térm Ce	106,591,647.89	15,300.00	0	0	106,606,947.89
HN01	1342320000	Cst Rev Plnt Térm Ce	614,047,064.52	0	0	0	614,047,064.52
HN01	1342331000	Depr Cst H Plnt Ceib	-105,525,971.67	0	0	0	-105,525,971.67
HN01	1342332000	Dep Rv Plnt La Ceiba	-607,907,969.16	0	0	0	-607,907,969.16
HN01	1351100000	Cst H Líneas Trs N	1,583,103,246.04	0	0	0	1,583,103,246.04
HN01	1351200000	Cst Rev Líneas Trs N	4,410,342,527.11	0	0	0	4,410,342,527.11
HN01	1351310000	Depr Cst H Lin Trs N	-1,281,403,607.25	-10,726,827.88	0	1,740,805.65	-1,293,871,240.78
HN01	1351320000	Dep Rv Lin Trs Nac	-3,988,428,361.43	-10,793,381.69	0	1,798,896.95	-4,001,020,640.07
HN01	1353100000	Cst H Sub Estaciones	1,016,599,397.62	41,750.00	0	0	1,016,641,147.62
HN01	1353200000	Cst Rev Sub Est	2,884,052,899.40	0	0	0	2,884,052,899.40
HN01	1353310000	Depr Cst H Sub Est	-621,143,247.22	-11,819,173.34	0	1,967,518.04	-634,929,938.60
HN01	1353320000	Dep Rv Sub Est	-2,038,838,039.66	-28,185,905.23	0	4,685,756.30	-2,071,709,701.19
HN01	1361100000	Cst H Sis de Desp	121,695,832.45	0	0	0	121,695,832.45
HN01	1361200000	Cst Rev Sis de D	345,318,932.34	0	0	0	345,318,932.34
HN01	1361310000	Depr Cst H Sis de D	-97,917,486.43	-1,307,576.15	0	217,929.34	-99,442,991.92
HN01	1361320000	Dep Rv Sis de Desp	-333,644,261.92	-304,499.30	0	50,749.88	-333,999,511.10
HN01	1362100000	Cst H Sis de Dist	6,397,990,263.15	282,270.08	0	0	6,398,272,533.23
HN01	1362200000	Cst Rev Sis de Dist	7,898,585,008.56	0	0	0	7,898,585,008.56
HN01	1362310000	Depr Cst H Sis de D	-5,157,949,656.92	-90,068,969.26	0	15,012,860.02	-5,263,031,486.20
HN01	1362320000	Dep Rv Sis de Dis	-4,486,032,286.99	-110,026,565.03	0	18,337,760.38	-4,614,396,612.40
HN01	1371100000	Cst H Maquinaria	998,430.46	0	0	0	998,430.46
HN01	1371310000	Depr Cst H Maq	-714,028.22	-26,504.15	0	4,241.08	-744,773.45
HN01	1372100000	Cst H Carga	1,691,735.36	0	0	0	1,691,735.36
HN01	1372310000	Depr Cst H Eq Carg	-1,419,116.02	-83,649.71	0	13,941.59	-1,516,707.32
HN01	1373100000	Cst H Eq Mnt Lin Cir	451,511.92	79,200.00	0	0	530,711.92
HN01	1373310000	Depr Cst H Eq Mt Lin	-87,426.27	-18,628.21	0	3,758.11	-109,812.59
HN01	1379100000	Cst H Herramientas	110,316,303.30	78,802.31	18,416.00	18,416.00	110,395,105.61
HN01	1379310000	Depr Cst H Herr	-103,586,422.32	-1,729,430.74	0	260,628.09	-105,576,481.15
HN01	1381100000	Cst H vehic Trsnp	234,199,703.47	0	0	0	234,199,703.47
HN01	1381310000	Depr Cst H veh Tp	-226,224,123.33	-4,729,459.91	0	785,633.08	-231,739,216.32
HN01	1382100000	Cst H Mob y Eq Of	76,731,694.74	487,841.13	193,454.60	1,980.00	77,411,010.47
HN01	1382310000	Depr Cst H M y Eq	-59,366,336.99	-2,785,289.13	0	461,288.66	-62,612,914.78
HN01	1383100000	Cst H Eq Médico y S	5,524,555.39	0	0	0	5,524,555.39
HN01	1383310000	Depr Cst H Eq Méd	-4,180,747.15	-180,091.85	0	29,422.35	-4,390,261.35
HN01	1384100000	Cst H Eq Educac y R	1,097,097.32	0	0	0	1,097,097.32
HN01	1384310000	Depr Cst H Eq Ed Rc	-976,747.43	-26,587.96	0	4,179.79	-1,007,515.18
HN01	1385100000	Cst H Eq de Inf	160,105,641.99	233,310.46	25,785.00	0	160,364,737.45
HN01	1385310000	Depr Cst H Eq de Inf	-156,608,632.51	-3,206,378.34	0	431,218.08	-160,246,228.93
HN01	1386100000	Cst H Eq de Com	14,674,151.98	209,168.20	10,170.00	0	14,893,490.18
HN01	1386310000	Depr Cst H Eq de Com	-14,418,012.33	-319,822.88	0	42,545.71	-14,780,380.92
HN01	1386400000	Pinturas obras arte	57,531.22	0	0	0	57,531.22
HN01	1387100000	Cst H Equipo de Seg	5,669,974.01	8,600.00	0	8,600.00	5,669,974.01
HN01	1387310000	Depr Cst H Eq de Seg	-4,795,168.05	-211,897.27	141.9	34,410.09	-5,041,333.51
HN01	1421000000	Cst H Mb, Eq y Viv	12,580,830.54	0	0	0	12,580,830.54
HN01	1423100000	Depr C H Mb, Eq Viv	-10,583,998.27	-350,744.78	0	56,643.08	-10,991,386.13
HN01	1431000000	Cst H electodomest	13,651,996.11	0	0	0	13,651,996.11
HN01	1433100000	Depr C H Electrodome	-10,639,659.35	-485,434.51	0	79,405.72	-11,204,499.58
HN01	1490012632	AF/Equipo p *TRANS*	773,735.32	0	0	0	773,735.32
HN01	1490013842	AF/DEP.COMB *TRANS*	-240,790,125.03	0	0	0	-240,790,125.03
HN01	1490013843	AF/MOTOR,EQ *TRANS*	240,790,125.03	0	0	0	240,790,125.03
HN01	1490013942	AF/DEP.COMB *TRANS*	80,245,362.41	0	0	0	80,245,362.41

EMPRESA NACIONAL DE ENERGIA ELECTRICA
BALANZA DE COMPROBACION
AL 31 DE JULIO DE 2017 (Cifras expresadas en Lempiras)



Soc.	Cta.mayor	Texto breve	Arrastre de saldos	Saldo per. anteriores	Período de informe debe	Saldo Haber per. Inf.	Saldo acumulado
HN01	1490013943	AF/MOTOR,EQ *TRANS*	-80,245,362.41	0	0	0	-80,245,362.41
HN01	1490014652	AF/Equipo pa *TRANS*	287,272.09	0	0	0	287,272.09
HN01	1490014654	AF/TORRES,P *TRANS*	381,543.43	0	0	0	381,543.43
HN01	1490014666	AF/equipo d *TRANS*	78,858,720.00	0	0	0	78,858,720.00
HN01	1490015666	AF/LINEAS E *TRANS*	1,400,977.80	0	0	0	1,400,977.80
HN01	1490015667	AF/POSTE,TR *TRANS*	96,272,577.43	0	0	0	96,272,577.43
HN01	1490015669	AF/ACOMETID *TRANS*	4,323,520.73	0	0	0	4,323,520.73
HN01	1490016691	AF/Equipo d *TRANS*	2,216,877.33	0	0	0	2,216,877.33
HN01	1490016692	AF/EQUIPO D *TRANS*	513,170.19	0	0	0	513,170.19
HN01	1490016693	AF/EQUIP.AL *TRANS*	2,320,866.23	0	0	0	2,320,866.23
HN01	1490016891	AF/(MOBBI,EQ *TRANS*	-1,619,808.90	0	0	0	-1,619,808.90
HN01	1490020171	AF Curso/AD *TRANS*	-44,174,016.87	4,812.50	0	0	-44,169,204.37
HN01	1610000000	Aplic informatic	8,933,564.87	-6,399,720.20	5,220.00	871,263.87	1,667,800.80
HN01	1630000000	Seguros	0	14,429.65	0	1,803.71	12,625.94
HN01	1631000000	Seguros	0	520,118.64	65,014.84	130,029.68	455,103.80
HN01	1632000000	Seguros	0	27,262,170.17	0	11,308,983.39	15,953,186.78
HN01	1701000000	Proyecto PROMEF	39,791,426.68	-2,878,488.49	0	0	36,912,938.19
HN01	1702100000	Proyecto Patuca III	1,084,159,516.10	61,468,618.66	774,762.26	451,027.63	1,145,951,869.39
HN01	1702200000	Proyecto Patuca III	3,902,335,040.56	1,063,558,716.75	1,548,234,382.59	0	6,514,128,139.90
HN01	1702300000	Proyecto Patuca III	691,967,708.71	18,975,584.29	1,260,000.00	0	712,203,293.00
HN01	1702400000	Proyecto Patuca III	1,467,623.36	0	0	0	1,467,623.36
HN01	1702500000	Proyecto Patuca III	24,272,793.98	23,772.92	289,800.00	217,350.00	24,369,016.90
HN01	1710000000	Proyecto Llanitos Ji	505,700.00	0	0	0	505,700.00
HN01	1715000000	Py Mant Obras S MOS	374,084,196.36	63,670,872.45	4,511,572.07	628	442,266,012.88
HN01	1719000000	PRY BCIE 2038	382,704.60	9,250.00	0	0	391,954.60
HN01	1722000000	Proy BID	7,592,474.90	19,309,653.97	424,125.88	0	27,326,254.75
HN01	1723000000	Proy BID	9,737,082.67	1,868,460.48	322,812.90	20,654.61	11,907,701.44
HN01	1724000000	Proy BID	49,104,412.31	0	0	0	49,104,412.31
HN01	1725000000	Apoy. Integrac.	172,886,570.07	76,696,377.81	0	0	249,582,947.88
HN01	1726000000	Proy. Rehab. y Poten	1,890,366.77	1,887,868.30	58,570.50	0	3,836,805.57
HN01	1727000000	Proy. BID 3103 BL-HO	69,343,150.55	200,559.84	0	0	69,543,710.39
HN01	1728000000	Proy. Rehab. y Poten	726,168.82	1,771,279.22	145,254.84	0	2,642,702.88
HN01	1729000000	Proy. Rehab. y Poten	17,015,978.85	87,299,218.38	0	0	104,315,197.23
HN01	1730000000	Proy. Rehab. y Poten	790,601.24	3,082,336.87	1,681,715.99	0	5,554,654.10
HN01	1731000000	Proy. Rehab. y Poten	807,484.72	1,200.00	0	0	808,684.72
HN01	1732000000	Subestación Juticalp	0	1,868,296.14	0	0	1,868,296.14
HN01	1900000000	ACTIVOS HIJOS CH/CR	2,017,788,392.11	0	0	0	2,017,788,392.11
HN01	1910000000	ACTIVOS HIJOS DA	-1,950,722,834.31	0	0	0	-1,950,722,834.31
HN01	2111110000	CXP energía térmica	-4,487,749,135.45	3,690,495,327.32	3,279,911,544.07	3,476,232,064.69	-993,574,328.75
HN01	2111150000	CXP energía Renovabl	-2,892,998,573.60	2,159,770,208.74	798,396,165.46	1,240,462,417.51	-1,175,294,616.91
HN01	2111220000	CXP Prov Energ Ext	0	-20,214,801.59	105,210,371.35	96,577,541.55	-11,581,971.79
HN01	2111410000	Int.X P.Prov.térmico	-418.06	0	0	0	-418.06
HN01	2111500000	PROVI. COMPRA ENERGI	0	-2,162,659,706.45	2,272,761,415.03	2,170,189,162.18	-2,060,087,453.60
HN01	2111600000	PROVI. COMP. ENE.EXT	0	-68,227,857.06	78,016,234.67	153,476,201.10	-143,687,823.49
HN01	2112110000	Prov.Bienes Nac	-12,674,295.34	4,248,627.18	469,841.70	1,539,484.53	-9,495,310.99
HN01	2112120000	Prov Servicios Nac	-18,652,217.96	62,904,810.27	437,094,071.52	438,410,009.83	42,936,654.00
HN01	2112130000	Prov Invent Nac	-85,452,900.84	19,806,027.10	7,311,354.28	8,863,906.74	-67,199,426.20
HN01	2112151000	prov. Empleados	-9,515,478.27	6,736,618.71	3,138,722.70	1,260,511.60	-900,648.46
HN01	2112152000	Viat Funci Ajenos	-34,804.90	0	0	0	-34,804.90
HN01	2112211000	CXP Prov.bienes.eXt	-263,723.30	-191,495.65	16,134,641.43	27,103,784.72	-11,424,362.24
HN01	2113120000	CXP Prov.proyec.Nac	-1,136,233.02	270,322.29	59,622.47	350,596.44	-1,156,884.70
HN01	2114100000	Arrend E Gener	0	2,450,122.75	14,164,896.99	19,960,065.81	-3,345,046.07
HN01	2115111000	CXP S y Sal E P Co	8,495,343.85	-8,490,485.86	0	4,857.99	0
HN01	2115112000	CXP S y Sal E P NO	-23,931,715.36	26,717,419.28	715,780.91	3,501,484.83	0
HN01	2115113000	CXP S y Sal E P LA	-1,494,910.40	688,998.61	820,507.81	14,596.02	0
HN01	2115114000	CXP S y Sal E P Tg	45,399,403.70	-45,855,000.51	54,414,235.46	54,184,895.00	-226,256.35
HN01	2115122000	CXP S y Sal E T NO	-119,690.97	0	119,690.97	0	0
HN01	2115126000	Provisión Decimo Ter	0	-19,837,468.81	2.4	6,612,489.87	-26,449,956.28
HN01	2115310000	Ret s Honor	0	0	137,193.72	216,371.90	-79,178.18
HN01	2116111000	Cot F de PS	558,741.40	384,579.19	2,727,877.42	3,057,131.73	614,066.28
HN01	2116112000	Imp s Renta Pem	-211,449.49	261,273.33	6,924,944.38	7,149,296.14	-174,527.92
HN01	2116113000	Cont IHSS	-619,156.58	234,901.67	543,161.52	46,929.40	111,977.21
HN01	2116114000	Imto Vec E Perm	-30,910,392.18	30,930,434.54	187,153.87	35,365.21	171,831.02
HN01	2116122000	Cot IHSS Tem	186,981.28	-186,981.28	0	0	0
HN01	2116123000	Imto Vec E Tem	0	0.01	0	0	0.01
HN01	2116200101	Bco Trab E Perm	108,890.66	53,268.39	315,639.82	344,139.17	133,659.70
HN01	2116200102	Sind Trab ENEE	400,009.11	57,783.20	628,846.24	1,214,150.91	-127,512.36
HN01	2116200103	Utiles STENEE	-2,382.25	0	0	0	-2,382.25
HN01	2116200104	Coleg PM y CP	-6,088.80	630.5	9,323.65	9,473.65	-5,608.30
HN01	2116200105	Int Ing ELECT	921.57	-480.5	6,635.58	6,635.58	441.07
HN01	2116200106	IMPREMA	21,831.06	-1,664.68	128,824.98	36,489.28	112,502.08
HN01	2116200108	Celstel	130,773.02	-130,773.02	0	0	0
HN01	2116200109	Cont Pol Par Nac	-3,254,841.29	60,704.49	381,236.94	437,303.15	-3,250,203.01
HN01	2116200110	Fdo Med Hosp	-12,601.82	8,536.76	0	0	-4,065.06
HN01	2116200111	Seguro de Vida	-5,091.16	0	0	0	-5,091.16
HN01	2116200112	Coop Em SPS	137,644.22	567,909.10	753,918.96	942,259.38	517,212.90
HN01	2116200113	Coop Em Cañav	-4,732.00	4,732.00	59,559.62	138,993.66	-79,434.04
HN01	2116200114	Coop Em Nisper	-305,227.90	0	79,434.04	0	-225,793.86
HN01	2116200115	Coop Em Tegus	187,268.28	82,162.08	2,748,419.03	2,856,694.58	161,154.81
HN01	2116200116	Ptmo Viv FPS	1,034,846.79	0	0	0	1,034,846.79
HN01	2116200117	Fond Esp FPS	-83,997.34	0	0	0	-83,997.34
HN01	2116200118	Ptmo Veh FPS	-806,129.15	95,713.02	0	0	-710,416.13
HN01	2116200120	Ptmo Esc FPS	48,737.79	331,171.13	0	0	379,908.92
HN01	2116200121	Consol D FPS	33,248.07	0	0	0	33,248.07
HN01	2116200122	Ptmo D Sal FPS	240,431.45	0	0	0	240,431.45
HN01	2116200123	Ptmo Personal FPS	-809,184.26	276,594.66	0	0	-532,589.60
HN01	2116200124	Ptmo emergente FPS	252,147.64	-562,725.57	0	0	-310,577.93

EMPRESA NACIONAL DE ENERGIA ELECTRICA
BALANZA DE COMPROBACION
AL 31 DE JULIO DE 2017 (Cifras expresadas en Lempiras)



Soc.	Cta.mayor	Texto breve	Arrastre de saldos	Saldo per.anteriores	Período de informe debe	Saldo Haber per.Inf.	Saldo acumulado
HN01	2116200127	Embargos Saldo	-3,507,431.04	136,678.71	1,094,029.09	1,091,856.69	-3,368,579.93
HN01	2116200128	Grupo Capital	152,739.95	80,512.17	1,844,939.19	2,055,494.50	22,696.81
HN01	2116200129	Fondo de Prestacione	1,837,347.80	3,523,389.66	16,060,723.11	16,093,293.75	5,328,166.82
HN01	2116200130	Bco. Desarrollo Rura	0	0	622,157.87	643,795.73	-21,637.86
HN01	2116200405	Ch T Tega	0	1,800.00	26,921.59	3,187.50	25,534.09
HN01	2116200410	Prestaciones por Pag	4,040,155.68	-4,245,488.71	0	0	-205,333.03
HN01	2116200411	Prestaciones por Pag	-4,484,381.10	1,214,510.37	0	0	-3,269,870.73
HN01	2116200412	Prestaciones por Pag	-2,399,169.96	-596,809.47	0	0	-2,995,979.43
HN01	2116200413	Prestaciones por Pag	-7,778,864.32	9,182,215.18	5,179,640.70	5,179,640.70	1,403,350.86
HN01	2116300101	Imto S V X C C S	627,101.59	0	0	0	627,101.59
HN01	2116300102	Imto S V X C Norc	-35,330.29	-1,332.00	0	0	-36,662.29
HN01	2116300103	Imto S V X C L Atla	-346,757.33	0	0	0	-346,757.33
HN01	2116300104	Imto S V X C Tega	24,478,833.47	3,227,521.43	2,932,095.87	32,262.15	30,606,188.62
HN01	2116300301	Cuo Pat IHSS	-1,460,244.21	-121,234.38	4,725,305.10	4,550,534.42	-1,406,707.91
HN01	2116300302	Cuo Pat FPS	14,941,894.44	-5,445,789.63	37,042.56	6,113,395.37	3,419,752.00
HN01	2116300303	Cuot P IMPREMA	-760,825.68	-14,669.42	202,569.93	245,157.76	-818,082.93
HN01	2116300304	Cuota INFOP	-737,198.93	817,747.31	879,412.23	798,750.52	161,210.09
HN01	2116312000	12.5% Honorarios Pro	0	0	23,458.33	23,458.33	0
HN01	2117010000	Imto S R X Pag	-7,396,455.86	0	171,869,999.12	214,263,657.18	-49,790,113.92
HN01	2117030000	Imto S V X Vta Abon	-27,680,285.69	-7,925,143.01	52,347,589.52	76,461,141.77	-59,718,980.95
HN01	2118020000	Res Pag P Noroc	-461,523.72	-141,860.99	0	0	-603,384.71
HN01	2118030000	Res Pag P L Atla	-735,702.82	-583,502.88	0	0	-1,319,205.70
HN01	2118040000	Res Pag P Tega	-28,634,409.93	578,272.07	1,496,100.79	2,310,955.01	-28,870,992.08
HN01	2118050000	Dev Cost M C Sur	121,978.07	-121,978.07	56,619.36	0	56,619.36
HN01	2118060000	Dev Cost M Noroc	274,182.15	-274,182.15	0	0	0
HN01	2118070000	Dev Cost M L Atla	74,972.67	-74,972.67	0	0	0
HN01	2118080000	Credit por liq clien	-1,769.01	0	0	0	-1,769.01
HN01	2118090000	CXP LIBRETAS HNL	0	-98,886,366.33	162,730,527.91	149,639,123.83	-85,794,962.25
HN01	2118090100	IMPUESTO SOBRE VEN	0	-8,583,972.44	11,056,509.39	8,823,960.61	-6,351,423.66
HN01	2118090200	MULTAS Y PENAS	0	0	3,000.00	55,997.74	-52,997.74
HN01	2118100000	CXP LIBRETAS USD	0	-19,891,509.16	16,156,925.07	936,102.69	-4,670,686.78
HN01	2121410000	D Ext Suiza CPV	-114,850.28	50,255.10	0	825.25	-65,420.43
HN01	2121420000	D Ext Suiza CPVI	-999,973.68	453,960.16	0	6,975.69	-552,989.21
HN01	2121430000	Cuentas por Pagar	0	0	0	1,463,692,865.07	-1,463,692,865.07
HN01	2122100000	Ctas. por Pagar	0	-7,154,396.69	523,297,596.38	516,143,199.69	0
HN01	2122101000	Ctas. por Pagar	0	-22,068,392.94	22,068,392.94	0	0
HN01	2122130000	Banco atlantida US\$5	-235,029,000.00	117,806,500.00	217,000.00	0	-117,005,500.00
HN01	2122140000	Banco atlantida US\$5	-235,029,000.00	117,806,500.00	217,000.00	0	-117,005,500.00
HN01	2122150000	Banco Ficohsa US\$50.	-235,029,000.00	117,806,500.00	217,000.00	0	-117,005,500.00
HN01	2122160000	Banco Ficohsa US\$50.	-232,678,710.00	116,628,435.00	214,830.00	0	-115,835,445.00
HN01	2122161000	BANPAIS	-2,350,290.00	1,178,065.00	2,170.00	0	-1,170,055.00
HN01	2122171000	Banco Ficohsa	-35,254,350.00	17,670,975.00	32,550.00	0	-17,550,825.00
HN01	2122181000	Banco Ficohsa	-13,396,653.00	6,714,970.50	12,369.00	0	-6,669,313.50
HN01	2122182000	LAFISE	-21,857,697.00	10,956,004.50	20,181.00	0	-10,881,511.50
HN01	2122210000	D I C P Gobierno ERP	-241,881,923.37	136,501,230.14	5,484,240.13	0	-99,896,453.10
HN01	2122230000	DICP BID 2016/BL-HO	-19,987,466.43	10,018,565.64	18,454.23	0	-9,950,446.56
HN01	2122240000	DICP BID 1584/SF-HO	-11,808,099.56	5,918,720.18	5,889,379.42	0	0.04
HN01	2122300000	BCO. OCCIDENTE L 400	-122,200,000.00	66,672,000.00	11,112,000.00	0	-44,416,000.00
HN01	2122301000	BCO. OCCIDENTE 500 M	-86,136,779.83	41,008,779.83	20,834,000.00	0	-24,294,000.00
HN01	2122302000	BCO. OCCIDENTE 550.0	-507,692,300.00	507,692,300.00	0	0	0
HN01	2122303000	BCO. OCCIDENTE No. 5	0	-500,000,000.00	0	0	-500,000,000.00
HN01	2122310000	Bco. Atlantida	-100,000,000.00	100,000,000.00	0	0	0
HN01	2122311000	BCO. ATLANTIDA	-500,000,000.00	500,000,000.00	0	0	0
HN01	2122312000	BCO. ATLANTIDA	0	-500,000,000.00	0	0	-500,000,000.00
HN01	2122430013	Ficohsa	-500,000,000.00	500,000,000.00	0	0	0
HN01	2122440000	PTMO. SEFIN	-4,553,496,299.16	0	0	0	-4,553,496,299.16
HN01	2131310000	DEM BC CP BNP 240982	-5,485,513.64	13,630.40	10,129.44	0	-5,461,753.80
HN01	2132210000	Gobierno ERP	-3,330,983,670.39	-127,623,374.46	0	5,309,394.42	-3,463,916,439.27
HN01	2132220000	DIM FContraValor Ho	-237,847,880.08	591,004.36	439,205.29	0	-236,817,670.43
HN01	2132230000	DIM GC BID 2016/BLHO	-19,987,466.42	-9,919,235.94	55,362.70	0	-29,851,339.66
HN01	2132240000	DIM GC BID 1584/SFHO	-17,712,149.56	-5,845,368.32	6,466,845.90	5,889,379.42	-22,980,051.40
HN01	2141320000	Int x P Indand Come	-18,981,604.59	1,811,430.71	31,785.09	17,043,400.00	-34,181,788.79
HN01	2141321000	Com. x Pagar Ptmo. I	-2,874,301.19	325,657.87	6,680.91	2,328,333.33	-4,870,295.74
HN01	2141410000	IxP DE Suiz UBS C Pa	-5,792.30	2,624.32	1,518.10	-3,127.51	-3,127.51
HN01	2141420000	IxP DESuiz UBS C Pa	-648,360.64	310,430.40	179,576.97	175,259.68	-333,612.95
HN01	2142000000	IXP. Bonos RBCP-2016	-35,687,577.54	35,687,577.54	0	0	0
HN01	2142001000	IXP. Bonos RBCP-2016	-41,888,374.00	1,053,286.00	96,618,735.00	62,731,283.50	-6,947,636.50
HN01	2142002000	IXP. Bonos RBCP-2016	-7,967,280.00	7,967,280.00	0	0	0
HN01	2142130000	Banco Atlantida US\$	-18,842,144.36	1,615,646.74	31,889.36	4,429,633.22	-21,624,241.48
HN01	2142140000	Banco Atlantida US\$	-12,426,179.08	59,931.23	20,217.52	4,443,283.86	-16,789,314.19
HN01	2142150000	Banco Ficohsa US\$ 50	-18,394,283.54	1,614,533.89	31,062.34	4,429,633.22	-21,178,320.53
HN01	2142160000	Banco Ficohsa US\$50.	-18,239,164.40	1,598,460.19	30,804.95	4,385,336.89	-20,995,236.15
HN01	2142161000	BANPAIS	-155,119.14	16,073.72	257.4	44,296.33	-183,084.35
HN01	2142171000	Banco Ficohsa	-1,463,789.99	7,134.11	2,695.68	666,492.58	-2,120,452.78
HN01	2142181000	Banco Ficohsa	-556,240.31	2,710.97	1,024.36	253,267.18	-805,772.16
HN01	2142182000	LAFISE	-907,549.91	4,423.15	1,671.32	413,225.40	-1,314,680.84
HN01	2142190000	BCH RPE-2014 ISIN 38	-0.01	0	0	0	-0.01
HN01	2142190001	INT BONOS RPE-2016	-7,199,166.66	7,199,166.66	0	0	0
HN01	2142190002	INT BONOS RPE-2016	-1,838,437.50	1,067,604.15	0	154,166.67	-925,000.02
HN01	2142190003	INT BONOS RPE-2016	-19,709,375.00	19,709,375.00	0	0	0
HN01	2142190004	INT BONOS RPE-2016	-21,365,625.00	21,365,625.00	0	0	0
HN01	2142191000	BCH RPE-2014 ISIN 54	-5,179,708.03	5,179,708.03	0	0	0
HN01	2142192000	BCH RPE-2014 ISIN 62	-17,741,899.99	698,500.00	0	17,043,400.00	-34,086,799.99
HN01	2142193000	BCH RPE-2014 ISIN 63	-3,229,502.06	502,669.85	0	2,278,856.30	-5,005,688.51
HN01	2142210000	Gobierno ERP	-27,866,541.45	793,169.57	491,347.83	5,280,489.35	-31,862,513.40
HN01	2142230000	IxP DI BID 2016/BLHO	-5,178,232.44	280,608.58	9,066.39	1,016,457.77	-5,905,015.24
HN01	2142231000	IxP DI BID 3103/BL-H	-2,937,514.38	-184,170.85	6,073.48	1,000,066.39	-4,115,678.14

EMPRESA NACIONAL DE ENERGIA ELECTRICA
BALANZA DE COMPROBACION
AL 31 DE JULIO DE 2017 (Cifras expresadas en Lempiras)



Soc.	Cta.mayor	Texto breve	Arrastre de saldos	Saldo per. anteriores	Período de informe debe	Saldo Haber per. Inf.	Saldo acumulado
HN01	2142232000	Com. x Pagar Ptmo. B	-83,349.33	-248,043.61	270.77	41,494.18	-372,616.35
HN01	2142240000	IxP DI BID 1584/SFHO	-1,132,355.04	-3,330,413.75	3,291,189.54	549,194.71	-1,720,773.96
HN01	2142241000	IxP DI BID 3435/BL-H	-80,994.30	917,073.56	215.25	116,063.26	720,231.25
HN01	2142242000	Com. x Pagar Ptmo. B	-503,230.38	-745,151.00	1,069.30	111,978.64	-1,359,290.72
HN01	2142250000	IxP DI IDA 4536-HO	-729,447.91	1,811.67	1,346.98	365,642.19	-1,091,931.45
HN01	2142300000	BCO OCCIDENTE L 400	-1,636,002.78	722,280.09	601,553.34	481,173.33	-793,342.68
HN01	2142301000	BCO. OCCIDENTE 500 M	-1,109,116.98	114,052.18	562,374.00	374,868.00	-807,558.80
HN01	2142302000	BCO. OCCIDENTE 550 M	-5,602,034.61	5,602,034.71	0	0	0.1
HN01	2142310000	Bco. Atlantida	-1,445,371.41	1,445,371.40	0	0	-0.01
HN01	2142311000	INTS. BCO. ATLANTIDA	-8,861,111.09	8,861,111.09	0	0	0
HN01	2142416000	Ficohsa	0.01	0	0	0	0.01
HN01	2142430013	Ficohsa	-12,981,164.58	12,981,164.58	0	0	0
HN01	2142440000	Ints x Pa Ptamo GOH	0	-30,651,928.61	0	0	-30,651,928.61
HN01	2142450000	INT. PTMO. BONO	0	-337,176,911.98	513,179,487.81	237,609,788.71	-61,607,212.88
HN01	2151310000	B.N.P. 24-09-82	-3,642,229.61	10,770.38	6,725.67	0	-3,624,733.56
HN01	2152140000	Banco Atlantida US\$	-877,833.75	877,833.75	0	0	0
HN01	2152150000	Banco Ficohsa US\$ 50	-782,303.30	782,303.30	0	0	0
HN01	2152160000	Banco Ficohsa US\$ 50	-774,480.30	774,480.30	0	0	0
HN01	2152161000	BANPAIS	-7,822.90	7,822.90	0	0	0
HN01	2152210000	Gobierno ERP	-1,426,834,180.16	-28,547,414.41	2,694,173.96	441,228.29	-1,453,128,648.90
HN01	2152230000	BID 2016/BL-HO	-12,633,830.27	-6,262,946.10	34,980.68	0	-18,861,795.69
HN01	2152231000	BID 3103/BL-HO	-7,198,965.99	-5,229,843.56	23,007.97	0	-12,405,801.58
HN01	2152240000	BID 1584/SF-HO	-10,283,974.34	25,553.67	0	3,256,553.73	-13,514,974.40
HN01	2152241000	BID 3435/BL-HO	-2,160,728.06	-1,241,047.76	5,778.46	0	-3,395,997.36
HN01	2152250000	IDA 4536-HO	-6,610,190.67	-2,181,495.99	16,275.00	0	-8,775,411.66
HN01	2152310000	INTS. Y COMIS. JICA	-3,213,528.25	-3,197,558.30	11,868.08	0	-6,399,218.47
HN01	2211320000	Industrial and Comer	-2,800,822,850.66	-980,242,381.56	6,999,434.03	0	-3,774,065,798.19
HN01	2211510000	Suiza UBS Club dePar	-3,160,879.45	-206,429.12	0	43,019.66	-3,410,328.23
HN01	2211520000	Suiza UBS Club dePar	-41,943,093.69	-2,739,197.91	0	570,846.65	-45,253,138.25
HN01	2212210000	Int.x P Ref. Bonos C	-1,215,330,000.00	0	0	0	-1,215,330,000.00
HN01	2212211000	Int.x P Ref. Bonos C	-721,499,000.00	721,499,000.00	0	0	0
HN01	2212212000	Int.x P Ref. Bonos C	-199,182,000.00	199,182,000.00	0	0	0
HN01	2212400000	Banco Atlantida US\$	-705,087,000.00	1,752,000.00	1,302,000.00	0	-702,033,000.00
HN01	2212500000	Banco Atlantida US\$	-705,087,000.00	1,752,000.00	1,302,000.00	0	-702,033,000.00
HN01	2212511000	BANCO ATLANTIDA	-50,000,000.00	50,000,000.00	0	0	0
HN01	2212600000	Banco Ficohsa US\$ 50	-705,087,000.00	1,752,000.00	1,302,000.00	0	-702,033,000.00
HN01	2212700000	Banco Ficohsa US\$ 50	-698,036,130.00	1,734,480.00	1,288,980.00	0	-695,012,670.00
HN01	2212701000	BANPAIS	-7,050,870.00	17,520.00	13,020.00	0	-7,020,330.00
HN01	2212801000	Banco Ficosha	-105,763,050.00	262,800.00	195,300.00	0	-105,304,950.00
HN01	2212901000	FICOSHA	-40,189,959.00	99,864.00	74,214.00	0	-40,015,881.00
HN01	2212902000	LAFISE	-65,573,091.00	162,936.00	121,086.00	0	-65,289,069.00
HN01	2213100000	Gobierno ERP	-3,112,698,666.88	7,374,720.21	5,747,848.97	0	-3,099,216,097.70
HN01	2213300000	BID 2016/BL-HO	-621,039,128.94	1,543,157.87	1,146,798.82	0	-618,349,172.25
HN01	2213310000	BID 3103/BL-HO	-398,725,523.36	990,753.08	736,278.83	0	-396,988,491.45
HN01	2213400000	BID 1584/SF-HO	-318,818,689.49	792,200.60	588,724.42	0	-317,437,764.47
HN01	2213410000	BID 3435/BL-HO	-23,502,900.00	-75,310,019.20	183,123.18	0	-98,629,796.02
HN01	2213500000	IDA 4536-HO	-587,572,500.00	1,460,000.00	1,085,000.00	0	-585,027,500.00
HN01	2214000001	BONOS RPE-2016	-200,000,000.00	200,000,000.00	0	0	0
HN01	2214000002	BONOS RPE-2016	-45,000,000.00	25,000,000.00	0	0	-20,000,000.00
HN01	2214000003	BONOS RPE-2016	-425,000,000.00	425,000,000.00	0	0	0
HN01	2214000004	BONOS RPE-2016	-925,932,067.77	925,932,067.77	0	0	0
HN01	2214100000	BCH RPE-2014 ISIN54	-482,129,000.00	482,129,000.00	0	0	0
HN01	2214200000	BCH RPE-2014 ISIN62-	-2,794,000,000.00	0	0	0	-2,794,000,000.00
HN01	2214300000	BCH RPE-2014 ISIN 63	-508,583,000.00	135,000,000.00	0	0	-373,583,000.00
HN01	2216000000	PTMO. BONO	0	-11,584,438,303.26	0	0	-11,584,438,303.26
HN01	2232000000	Focos Ahorro de Ener	-368,114.41	0	0	0	-368,114.41
HN01	2233000000	Fideicomiso Bco.Cont	964,015.02	-964,015.03	0	0	-0.01
HN01	2234000000	Reserva Depósitos BC	85,707,983.88	-85,216,384.80	85,010,003.08	85,711,161.66	-209,559.50
HN01	2242000000	Deposito 5%	0	-429,003.04	0	148,446.01	-577,449.03
HN01	2243000000	Abonados con Saldo e	-92,294,573.72	92,294,573.72	0	0	0
HN01	2244000000	Depositos Tesoreria	-145,786.09	30,932.89	59,264.69	41,703.87	-97,292.38
HN01	2245000000	Aporte clientes para	-19,743,160.79	0	0	0	-19,743,160.79
HN01	2247000000	Aporte clientes para	-81,847,708.32	-53,943.45	0	44,775.61	-81,946,427.38
HN01	2250000000	Otros Creditos Difer	-106,986,870.35	89,166,199.27	52,439,608.36	40,237,162.53	-5,618,225.25
HN01	2251000000	Otros Creditos Difer	-12,158,073.94	-27,788,142.19	20,203,849.40	9,295,111.77	-29,037,478.50
HN01	2252000000	Otros Creditos Difer	13,897,716.60	-30,160,601.96	33,109,927.28	33,109,927.34	-16,262,885.42
HN01	2254000000	Otros Creditos Difer	0	-72,741,335.69	1,475,183.97	3,048.75	-71,269,200.47
HN01	2261000000	CXP Permanentes	-778,015,600.95	-21,614,452.47	5,404,964.49	3,794,246.89	-798,019,335.82
HN01	2262000000	CXP Temporales	-94,955,428.99	-3,996,012.89	172,465.42	622,188.79	-99,401,165.25
HN01	2263000000	Intereses ELCOSA	-233,951,665.24	-35,446,512.48	0	0	-269,398,177.72
HN01	2264000000	Ints. EMCE CHOLOMA I	-154,147,870.20	-11,978,827.40	1,486,512.26	0	-164,640,185.34
HN01	2265000000	Ints.EMCE CHOLOMA II	-40,431,927.82	-3,050,155.40	0	1,486,512.26	-44,968,595.48
HN01	2266000000	Intereses LUFUSSA I	-98,524,051.74	-8,628,665.77	0	0	-107,152,717.51
HN01	2267000000	Intereses LUFUSSA II	-215,523,988.37	-16,503,068.20	0	0	-232,027,056.57
HN01	2268000000	Ints. LUFUSSA III	-1,235,851,446.34	-121,382,404.35	0	0	-1,357,233,850.69
HN01	2269000000	Ints. ENERSA 200MW	-1,149,376,249.16	-127,242,557.83	0	0	-1,276,618,806.99
HN01	2270000000	Ints. ENERSA 30 MW	-121,579,177.69	-12,577,301.22	0	0	-134,156,478.91
HN01	2310000000	Sobrantes Inv.Emplea	-30,984,061.09	-196,171.86	107,114.72	390,658.09	-31,463,776.32
HN01	2311000000	Sobrantes Inv.Proces	-14,679,589.94	-1,505,019.15	678,479.98	1,304,929.36	-16,811,058.47
HN01	2311200000	Sob Rec Pend identif	-5,298,668.98	856,415.62	0	0	-4,442,253.36
HN01	2311210000	Sob Rec Bco. Ficohsa	0	-11,215.52	0	0	-11,215.52
HN01	2311220000	Sob Rec Bco. Atlanti	0	-8,262,408.00	0	0	-8,262,408.00
HN01	2913320000	Trans. Stock Project	0	-32,547,466.37	0	38,577,524.90	-71,124,991.27
HN01	3111000000	Capital Propio	-1,721,121,046.87	0	0	0	-1,721,121,046.87
HN01	3121010000	Del Estado	-202,254,858.16	0	0	0	-202,254,858.16
HN01	3121020000	Del Sector Privado	-2,589,332.29	0	0	0	-2,589,332.29
HN01	3121030000	Proyec Financ.FOSODE	-494,040,695.28	0	0	0	-494,040,695.28

EMPRESA NACIONAL DE ENERGIA ELECTRICA
BALANZA DE COMPROBACION
AL 31 DE JULIO DE 2017 (Cifras expresadas en Lempiras)



Soc.	Cta.mayor	Texto breve	Arrastre de saldos	Saldo per. anteriores	Período de informe debe	Saldo Haber per. Inf.	Saldo acumulado
HN01	3121040000	FOSODE Decret.119-97	-9,760,239.90	0	0	0	-9,760,239.90
HN01	3121050000	Préstamo BCIE-264-0	-327,156,933.84	0	0	0	-327,156,933.84
HN01	3121060000	Transf. Dife. Petróleo	-56,708,965.52	0	0	0	-56,708,965.52
HN01	3121070000	EKSPOFINANS	-352,105,572.30	0	0	0	-352,105,572.30
HN01	3121080000	Prestamos 787-918	-41,020,050.00	0	0	0	-41,020,050.00
HN01	3121090000	Trans. Proyecto Japón	-245,442,277.08	0	0	0	-245,442,277.08
HN01	3121100000	Proyecto Japón III	-45,583,724.62	0	0	0	-45,583,724.62
HN01	3121110000	Sesión T.EXT. Líneas	-1,394,408,534.43	13,854,311.99	4,003,854.19	2,024,314.90	-1,378,574,683.15
HN01	3121120000	Transf. Prés. BCIE2330	-100,823,773.57	0	0	0	-100,823,773.57
HN01	3121130000	Programa MARENA	-969,970.00	0	0	0	-969,970.00
HN01	3121140000	Est. Geol. Top. Tablón	-494,969.40	0	0	0	-494,969.40
HN01	3121150000	Mej. Dist. Energía. Rur	-4,000,000.00	0	0	0	-4,000,000.00
HN01	3121160000	Rehab. Santa María	-49,318,793.09	0	0	0	-49,318,793.09
HN01	3121170000	Exp. Sistema Int. III	-164,709,858.39	0	0	0	-164,709,858.39
HN01	3121180000	Coop. Secr. Agric. Gan.	-10,944,210.29	0	0	0	-10,944,210.29
HN01	3121190000	LUFUSA Sub Estación	-28,096,600.00	0	0	0	-28,096,600.00
HN01	3121200000	Proyecto (USAID)	-16,813,447.00	0	0	0	-16,813,447.00
HN01	3121210000	Coop. Técnic. SAG/ENEE	-81,636,526.20	0	0	0	-81,636,526.20
HN01	3121220000	ABB OY Finlandia	-433,096,013.64	0	0	0	-433,096,013.64
HN01	3121230000	Coop. Taiwán Patuca I	-4,800,099.38	0	0	0	-4,800,099.38
HN01	3121240000	Coop. Técnica Ceiba	-3,822,392.42	0	0	0	-3,822,392.42
HN01	3121250000	Fondo Nórdico #440	-152,069,348.21	0	0	0	-152,069,348.21
HN01	3121260000	Transf. Gob. Central	-2,826,701,276.03	0	0	0	-2,826,701,276.03
HN01	3121270000	Gob. Prést BID - 1584	-195,282,821.72	0	0	0	-195,282,821.72
HN01	3121280000	Proye. Hidroeléctrico	-966,513,442.49	0	0	0	-966,513,442.49
HN01	3121290000	IDA-4536 HO Mon Nac	-47,419,512.85	0	0	0	-47,419,512.85
HN01	3121300000	IDA-4536 HO Mon EXT	-343,241,417.06	0	0	0	-343,241,417.06
HN01	3121310000	Préstamo Eléctrico.	-1,072,550,213.48	0	0	0	-1,072,550,213.48
HN01	3121320000	PROMEF Equipo/Vehicu	-13,224,453.00	0	0	0	-13,224,453.00
HN01	3121340000	Transf. Transformado	-78,858,720.00	0	0	0	-78,858,720.00
HN01	3121350000	Transf. Prestamo BID	0	-336,326,372.37	0	424,125.86	-336,750,498.23
HN01	3121360000	Transf. Proy. BID	0	-7,880,463.58	0	1,740,228.23	-9,620,691.81
HN01	3121370000	Transf. Proy. BID 34	0	-32,501,683.45	0	145,255.15	-32,646,938.60
HN01	3131000000	Rev. Bienes Muebles	-15,154,706,488.63	0	0	0	-15,154,706,488.63
HN01	3141000000	Condonación de Deuda	-1,536,846,990.19	0	0	0	-1,536,846,990.19
HN01	3151000000	Aportes Organismos I	-23,714,442.35	0	0	0	-23,714,442.35
HN01	3160000000	cuenta remanente	5,875,543,312.93	-5,875,543,312.93	0	0	0
HN01	3161000000	Super.año anteriore	-1,472,390,088.38	0	0	0	-1,472,390,088.38
HN01	3162000000	Super.año corriente	-190,770,622.23	0	0	0	-190,770,622.23
HN01	3163000000	Deficit año anterior	45,646,250,285.87	7,466,687,835.88	262,465,619.40	210,091,073.46	53,165,312,667.69
HN01	4111100000	Vta E S Res No Subs	0	-4,017,588,839.77	586,793,506.59	1,508,812,668.41	-4,939,608,001.59
HN01	4111300000	Vta Ene Sect Comer	0	-3,491,375,809.72	355,122,625.65	977,904,842.92	-4,114,158,026.99
HN01	4111400000	Vta Ener Sec Indus	0	-2,343,136,195.13	352,050,173.18	800,302,653.12	-2,791,388,675.07
HN01	4111500000	Vta Ener Gob Cent	0	-344,141,237.74	35,660,934.75	79,843,228.09	-388,323,531.08
HN01	4111600000	Vta Instit Aut Pub	0	-297,687,789.68	18,257,270.34	91,021,832.80	-370,452,352.14
HN01	4111700000	Vta Municipalidades	0	-163,618,940.59	9,189,664.35	28,412,288.64	-182,841,564.88
HN01	4111800000	Alumbrado Publico	0	-66,026.12	0	0	-66,026.12
HN01	4113110000	Des. Tercera edad Ce	0	43,329,233.93	7,623,966.48	0	50,953,200.41
HN01	4113120000	Des. Tercera edad No	0	28,064,517.72	11,901,506.03	6,847,916.82	33,118,106.93
HN01	4113130000	Des. Tercera edad Li	0	9,841,871.42	1,794,327.61	0	11,636,199.03
HN01	4113210000	Desc. Asilo de Ancia	0	679,670.83	236,982.41	75,117.43	841,535.81
HN01	4113220000	Desc. Asilo de Ancia	0	292,197.13	0	0	292,197.13
HN01	4113230000	Desc. Asilo de Ancia	0	79,117.09	15,025.91	0	94,143.00
HN01	4114100000	Rect fact consumo re	0	-2,244,613.13	1,620.83	94,758.14	-2,337,750.44
HN01	4114200000	Rect fact consumo re	0	524,715.76	193,905.11	387,810.22	330,810.65
HN01	4114300000	Rect fact consumo re	0	-66,514.29	0	0	-66,514.29
HN01	4117100000	Recargos por Mora	0	-223,420,643.76	23,857,664.98	59,826,855.61	-259,389,834.39
HN01	4117200000	Ing Var Ser E (S Mi)	0	-199,240,065.19	7,492,339.20	21,998,431.68	-213,746,157.67
HN01	4117300000	Alquil Bie Inst Eléc	0	-39,053,073.91	1,714,641.85	8,193,566.59	-45,531,998.65
HN01	4117400000	Otros Ingres Eléc	0	-743,710.37	23,078.88	79,825.16	-800,456.65
HN01	4117600000	Consumo Perdida Ener	0	2,229.57	0	0	2,229.57
HN01	4117700000	Ingresos por deposit	0	-8,319,968.14	5,118.00	220,251.60	-8,535,101.74
HN01	4117800000	Ingresos por transsa	0	-147,597.88	0	31,307.79	-178,905.67
HN01	4118000000	Ing. de Comercializa	0	-533,764,140.09	48,956,683.99	139,226,861.35	-624,034,317.45
HN01	4118400000	Ing Oper Aj Ser Pub	0	-128,825,587.25	126,981,775.90	4,410,976.29	-6,254,787.64
HN01	4119200000	Transmisión (Peaje)	0	-2,626,724.39	0	1,011,952.02	-3,638,676.41
HN01	4119300000	Fallas	0	-1,352,769.24	0	156,180.46	-1,508,949.70
HN01	4119600000	Venta Ener Oportu	0	-20,222,648.79	0	1,282,781.29	-21,505,430.08
HN01	4119700000	Peaje Vta Energia	0	-348,394.14	0	0	-348,394.14
HN01	4234000000	Ente Operador Region	0	0	0	842,917.76	-842,917.76
HN01	4235000000	Ing. Netos Int y Div	0	-1,832,939.73	0	238,397.75	-2,071,337.48
HN01	4714000000	por ls accio d l epr	0	-4,668,537.21	0	20,880,181.79	-25,548,719.00
HN01	4716020000	Revalorización	0	-3,011,607.32	0	0	-3,011,607.32
HN01	4716030000	Diferencia en el Pre	0	-4,399.49	0	50,227.58	-54,627.07
HN01	4716040000	Ajuste por Impugnaci	0	-39,905.58	51,794.63	79,966.15	-68,077.10
HN01	4721000000	Ing Dif Camb BCH	0	-79.07	0	0	-79.07
HN01	4722000000	G Por Reval Pre EXtr	0	-181,137,047.55	0	34,042,718.17	-215,179,765.72
HN01	4723000000	G D C Mo EX EPR	0	-777,400.00	0	1,424.28	-778,824.28
HN01	4725000000	Gnac corecc monetar	0	-77,337.39	0.06	2,773.08	-80,110.41
HN01	5111000000	Sueldos Básicos	0	298,014,592.51	57,283,506.44	1,691,894.06	353,606,204.89
HN01	5115100000	Decimoterter Mes	0	20,251,765.25	6,612,489.87	2.4	26,864,252.72
HN01	5115200000	Decimocuarto Mes	0	52,434,052.94	4,560.71	0	52,438,613.65
HN01	5116000000	Vacaciones	0	52,610,500.94	9,644,805.72	166,926.19	62,088,380.47
HN01	5117200000	Imprema	0	192,264.84	191,598.34	55,401.42	328,461.76
HN01	5117500000	Contribuciones para	0	9,014,954.33	3,403,795.29	3,109,256.16	9,309,493.46
HN01	5117600000	Contribuciones al In	0	5,168,165.90	490,410.49	0	5,658,576.39
HN01	5117900000	Otras Contribuciones	0	31,887,544.76	5,536,371.26	0	37,423,916.02

EMPRESA NACIONAL DE ENERGIA ELECTRICA
BALANZA DE COMPROBACION
AL 31 DE JULIO DE 2017 (Cifras expresadas en Lempiras)



Soc.	Cta.mayor	Texto breve	Arrastre de saldos	Saldo per. anteriores	Período de informe debe	Saldo Haber per. Inf.	Saldo acumulado
HN01	5121000000	Sueldos Básicos	0	51,371,350.34	8,055,313.37	31,933.33	59,394,730.38
HN01	5124100000	Decimotercer Mes	0	71,356.06	0	0	71,356.06
HN01	5124200000	Decimocuarto Mes	0	7,467,319.53	14,388.88	0	7,481,708.41
HN01	5125500000	Contribuciones para	0	679,552.26	1,010,671.01	0	1,690,223.27
HN01	5125600000	Contribuciones al In	0	146,932.86	289,919.75	594.48	436,258.13
HN01	5141000000	Horas Extraordinaria	0	25,902,250.75	4,267,944.77	50,517.15	30,119,678.37
HN01	5161000000	Beneficios	0	16,554,258.09	2,340,589.31	59,810.58	18,835,036.82
HN01	5162000000	Compensaciones	0	158,662,410.71	14,810,593.41	2,019,320.55	171,453,683.57
HN01	5211100000	Energía Inter.Consum	0	14,104,234.77	1,673,816.54	468,619.20	15,309,432.11
HN01	5212000000	Agua	0	2,292,870.78	0	0	2,292,870.78
HN01	5212100000	Serv. Agua Consumido	0	0	130,420.00	0	130,420.00
HN01	5212200000	Comp Alquiler edific	0	689,058.53	73,658.91	979.79	761,737.65
HN01	5212300000	Comp Impto Muni	0	8,749,436.22	4,558.85	0	8,753,995.07
HN01	5214200000	Telefonía Fija	0	1,950,104.59	202,095.83	0	2,152,200.42
HN01	5214300000	Telefonía Celular	0	4,310.25	0	0	4,310.25
HN01	5214900000	Otros Servicios Bási	0	852,896.67	17,280.67	0	870,177.34
HN01	5221000000	Alquiler de Edificio	0	23,015,340.00	814,689.48	0	23,830,029.48
HN01	5222100000	Alquiler de Equipos	0	44,556,104.10	55,014,918.76	23,034,543.45	76,536,479.41
HN01	5223000000	Alquiler de Tierras	0	145,458.00	290,916.00	0	436,374.00
HN01	5229000000	Otros Alquileres	0	0	4,000.00	0	4,000.00
HN01	5231000000	Mantenimiento y Repa	0	78,846.00	0	0	78,846.00
HN01	5232000000	Mantenimiento y Repa	0	602,075.06	149,967.94	0	752,043.00
HN01	5233100000	Mantenimiento y Repa	0	0	25,000.00	0	25,000.00
HN01	5233500000	Mantenimiento y Repa	0	0	60,400.00	0	60,400.00
HN01	5233600000	Mantenimiento y Repa	0	45,565.03	0	0	45,565.03
HN01	5233900000	Mantenimiento y Repa	0	220,535.50	29,000.00	0	249,535.50
HN01	5234000000	Mantenimiento y Repa	0	5,442,945.45	1,597,989.25	0	7,040,934.70
HN01	5234200000	Mantenimiento y Repa	0	-28,700.00	0	0	-28,700.00
HN01	5235000000	Limpieza, Aseo y Fum	0	871,950.03	212,100.00	0	1,084,050.03
HN01	5242000000	Estudios, Investigac	0	14,000.00	7,000.00	0	21,000.00
HN01	5245000000	Servicios de Capacit	0	0	14,400.00	0	14,400.00
HN01	5246000000	Servicios de Informá	0	914,527.47	160,054.41	0	1,074,581.88
HN01	5247100000	OTROS SERV. TECNICOS	0	45,783,033.80	3,262,000.07	205,208.34	48,839,825.53
HN01	5249000000	Otros Servicios Téc	0	2,118,408.02	0	0	2,118,408.02
HN01	5251000000	Servicio de Transpor	0	383,498.55	5,042,143.33	0	5,425,641.88
HN01	5253000000	Servicio de Imprenta	0	297,468.50	77,279.15	0	374,747.65
HN01	5254000000	Primas y Gastos de S	0	54,733,794.27	11,151,202.67	65,014.84	65,819,982.10
HN01	5255000000	Comy gtos fid B Atla	0	6,762,917.45	1,240,667.13	0	8,003,584.58
HN01	5255100000	Com y gtos fid b Fic	0	6,948,995.67	1,274,666.37	0	8,223,662.04
HN01	5255300000	Com y gtos x ser ban	0	7,780,650.43	624,244.86	797.01	8,404,098.28
HN01	5255510000	Co gto S B RBCP 2016	0	8,452,867.18	5,995,628.00	4,982,853.00	9,465,642.18
HN01	5255600000	Com 1% A Ad B Fideic	0	19,633,091.85	2,830,128.07	1,257,689.92	21,205,530.00
HN01	5255620000	BCH Comisión	0	17,535,884.48	2,639,652.50	0	20,175,536.98
HN01	5255630000	1% COM. ADMON BCH	0	2,511,237.70	16,666.67	0	2,527,904.37
HN01	5255900000	EMPRESA ENERGIA HOND	0	1,842,694,726.70	287,200,960.52	0	2,129,895,687.22
HN01	5256000000	Publicidad y Propaga	0	2,344,190.58	1,271,707.75	10,270.00	3,605,628.33
HN01	5257000000	Servicio de Internet	0	1,123,671.99	531,639.01	220,240.12	1,435,070.88
HN01	5258000000	Gasto por Diferencia	0	-80,878.59	0	0	-80,878.59
HN01	5259000000	Otros Servicios Come	0	1,797.58	0	0	1,797.58
HN01	5261100000	Pasajes Nacionales	0	35,107.82	0	0	35,107.82
HN01	5261200000	Pasajes al Exterior	0	77,817.88	0	0	77,817.88
HN01	5262100000	Viáticos Nacionales	0	3,972,012.46	964,022.95	26,311.00	4,909,724.41
HN01	5262200000	Viáticos al Exterior	0	454,036.94	34,780.56	0	488,817.50
HN01	5271110000	Impuesto sobre la Re	0	0	49,790,113.92	0	49,790,113.92
HN01	5271210000	Impuesto sobre Indus	0	1,202,338.36	114	0	1,202,452.36
HN01	5271260000	Impuesto Activo Neto	0	1,419,642.12	0	0	1,419,642.12
HN01	5272100000	Tasas	0	2,961,215.18	0	0	2,961,215.18
HN01	5275000000	Gastos Judiciales	0	14,917,904.69	2,751,006.63	0	17,668,911.32
HN01	5291000000	Ceremonial y Protocolo	0	310,847.77	37,465.68	0	348,313.45
HN01	5292000000	Servicios de Vigilan	0	23,088,440.00	3,471,390.00	3,000.00	26,556,830.00
HN01	5311000000	Alimentos y Bebidas	0	279,785.44	111,700.56	0	391,486.00
HN01	5315000000	Madera, Corcho y sus	0	623,199.67	179,403.83	337,577.38	465,026.12
HN01	5321000000	Hilados y Telas	0	20,038.24	0	0	20,038.24
HN01	5322000000	Confecciones TeXtile	0	10,572.00	2,472.18	0	13,044.18
HN01	5331000000	Papel de Escritorio	0	11,448.16	20,123.86	6,249.00	25,323.02
HN01	5333000000	Productos de Artes G	0	1,023,640.46	15,438.64	33,153.00	1,005,926.10
HN01	5334000000	Productos de Papel y	0	565.08	236.25	0	801.33
HN01	5335000000	Libros, Revistas y P	0	4,000.00	0	0	4,000.00
HN01	5337000000	Especies Timbradas y	0	26,050.00	0	0	26,050.00
HN01	5344000000	Llantas y Cámaras de	0	551,504.36	233,920.06	0	785,424.42
HN01	5351000000	Productos Químicos	0	281,242.92	129,860.51	270	410,833.43
HN01	5352100000	Productos Farmacéuti	0	2,044.00	125	0	2,169.00
HN01	5354000000	Insecticidas, Fumiga	0	12,400.00	5,154.81	0	17,554.81
HN01	5355000000	Tintas, Pinturas y C	0	297,843.77	41,580.16	0	339,423.93
HN01	5356100000	Gasolina	0	1,705,087.99	148,942.03	0	1,854,030.02
HN01	5356200000	Diesel	0	10,879,252.50	1,264,790.39	66,319.77	12,077,723.12
HN01	5356210000	Diesel para Generaci	0	207,268,459.20	52,406,450.97	0	259,674,910.17
HN01	5356500000	Aceites y Grasas Lub	0	711,935.09	1,491,578.48	13,194.80	2,190,318.77
HN01	5356600000	Bunker	0	42,209,325.28	2,983,628.82	0	45,192,954.10
HN01	5358000000	Productos de Materia	0	7,806.54	3,596.33	0	11,402.87
HN01	5361000000	Productos Ferrosos	0	92,894.87	127,210.97	49,639.05	170,466.79
HN01	5362000000	Produc no ferroso	0	48,036.48	37.76	261.36	47,812.88
HN01	5363000000	Estructuras Metálica	0	736,681.39	75,203.00	338,400.00	473,484.39
HN01	5364000000	Herramientas Menores	0	598,998.17	45,966.34	89,625.95	555,338.56
HN01	5365000000	Mat de guerra y seg	0	36,697.41	1,680.00	0	38,377.41
HN01	5369200000	Acces de metal	0	3,001.24	6,121.48	0	9,122.72
HN01	5369300000	Gast X El Ferreteria	0	345,051.59	193,815.57	20,948.16	517,919.00

EMPRESA NACIONAL DE ENERGIA ELECTRICA
BALANZA DE COMPROBACION
AL 31 DE JULIO DE 2017 (Cifras expresadas en Lempiras)



Soc.	Cta.mayor	Texto breve	Arrastre de saldos	Saldo	Período de informe	Saldo Haber	Saldo acumulado
				per. anteriores	debe	per. Inf.	
HN01	5371000000	Productos de Arcilla	0	4,293.20	463.2	0	4,756.40
HN01	5372000000	Productos de Vidrio	0	0	2.92	261.42	-258.5
HN01	5375000000	Cemento, Cal y Yeso	0	13,624.83	545.6	0	14,170.43
HN01	5379100000	Prod aislantes	0	25,026.70	545.9	0	25,572.60
HN01	5391000000	Elementos de Limpiez	0	162,978.01	386,017.41	68,380.16	480,615.26
HN01	5392000000	Utiles y Escritorio	0	683,049.83	300,865.11	126,529.05	857,385.89
HN01	5393000000	Utiles y Materiales	0	12,527,741.04	5,987,184.94	6,738,812.94	11,776,113.04
HN01	5394000000	Utensilios de Cocina	0	0	300	0	300
HN01	5396000000	Repuestos y Acces	0	4,755,461.52	5,282,353.95	276,616.60	9,761,198.87
HN01	5397000000	CF ENERGIA TERMICA	0	1,437,233,245.77	211,745,144.02	4,268,586.93	1,644,709,802.86
HN01	5397100000	CX ENER TERMICA	0	3,073,106,541.03	530,475,537.40	0	3,603,582,078.43
HN01	5397200000	FACT. EXTERNA	0	275,874,711.64	133,225,145.62	33,719,084.53	375,380,772.73
HN01	5397310000	COMPRA DE ENERGIA	0	15,863,872.42	15,022,013.48	7,511,006.74	23,374,879.16
HN01	5397400000	PEAJE	0	26,284,563.90	20,269,009.18	18,899,222.53	27,654,350.55
HN01	5397500000	FALLAS	0	217,984.24	46,277.57	0	264,261.81
HN01	5397600000	CARGOS POR SERVICIO	0	175,396.90	58,309.02	29,167.50	204,538.42
HN01	5397610000	SERVICIOS	0	38,052,989.44	5,383,714.93	26,444,247.65	16,992,456.72
HN01	5397620000	CARGOS	0	5,650,692.39	2,114,650.10	0	7,765,342.49
HN01	5397800000	CP ENERG RENOVABLE	0	376,106,573.06	41,879,647.69	0	417,986,220.75
HN01	5397810000	C ENERG RENOVABLE	0	3,924,532,043.80	628,194,715.35	0	4,552,726,759.15
HN01	5399100000	Gastos de Proyectos	0	654,715.08	5,267.88	0	659,982.96
HN01	5399200000	Gastos de Proyectos	0	2,048,705.25	31,983,318.26	308,682.84	33,723,340.67
HN01	5399300000	Gastos de Proyectos	0	0	432,269.70	0	432,269.70
HN01	5399400000	Gastos de Operación	0	5,010,872.66	1,401,318.93	0	6,412,191.59
HN01	5428000000	Herramientas Mayores	0	68,200.00	0	0	68,200.00
HN01	5429000000	Equipos para Electr	0	522,214.45	2,885,169.34	3,760,679.28	-353,295.49
HN01	5451000000	Aplicaciones Informá	0	5,948,394.18	657,928.71	0	6,606,322.89
HN01	5472100000	Const Me b do Pub	0	383,642.14	108,140.00	0	491,782.14
HN01	5512310000	Gastos Diferencias R	0	-0.01	0.06	0.01	0.04
HN01	5521200000	Transferencias y Don	0	100,000.00	0	0	100,000.00
HN01	5533100000	Transferencias y Don	0	46,648,994.37	0	0	46,648,994.37
HN01	5701010000	Diferencia en el Red	0	-0.12	0.33	0	0.21
HN01	5701020000	Revalorización	0	1,434,535.00	0	0	1,434,535.00
HN01	5701030000	Diferencia en el Pre	0	19.29	1,050.40	0	1,069.69
HN01	5701060000	Ajuste por Impugnaci	0	8,099,476.38	1,753,600.77	107,239.18	9,745,837.97
HN01	5712100000	Intereses de Títulos	0	128,474,382.66	19,322,256.30	0	147,796,638.96
HN01	5712110000	Intereses de Títulos	0	125,728,329.59	19,065,168.68	0	144,793,498.27
HN01	5712130000	Intereses de Títulos	0	52,942,115.90	57,748,430.50	45,817,941.00	64,872,605.40
HN01	5712140000	Intereses de Títulos	0	30,388,810.52	154,166.67	0	30,542,977.19
HN01	5712150000	Intereses de Títulos	0	337,866,638.70	237,609,788.71	0	575,476,427.41
HN01	5712160000	Intereses de Títulos	0	30,651,928.61	0	0	30,651,928.61
HN01	5712200000	Intereses por Prést	0	8,693,488.48	5,022,708.00	0	13,716,196.48
HN01	5712300000	Intereses por Prést	0	31,454,421.43	5,280,489.35	0	36,734,910.78
HN01	5712800000	Intereses por Prést	0	16,165,066.05	2,835,254.95	0	19,000,321.00
HN01	5712810000	Intereses de Títulos	0	2,203,621.87	365,642.19	0	2,569,264.06
HN01	5712820000	Intereses de Títulos	0	3,219,475.96	0	0	3,219,475.96
HN01	5713000000	Comisiones y Otros G	0	3,174,644.31	3,587,887.19	0	6,762,531.50
HN01	5732000000	Intereses de la Deud	0	83,958,369.00	17,220,137.31	84,540,720.51	16,637,785.80
HN01	5733000000	Comisiones y Otros G	0	-275,506.95	2,328,333.33	0	2,052,826.38
HN01	5762100000	Perdida Correc monet	0	0	30.68	0	30.68
HN01	5762200000	Perd cam m Int Exte	0	92,524,074.63	621,667.25	0	93,145,741.88
HN01	5762300000	Perdida cam MER	0	63,761.52	4,367.79	0	68,129.31
HN01	5762400000	Perd conver moneta	0	109,708.61	5,172.08	0	114,880.69
HN01	5762500000	Perd cam m EPR	0	1,138,800.00	300,300.00	0	1,439,100.00
HN01	5900041000	Prv para Cta de Dudo	0	0	291,555,401.93	0	291,555,401.93
HN01	5900042000	Prv para Cta de Dudo	0	0	3,077,176.55	0	3,077,176.55
HN01	5900043000	Prv para Cta de Dudo	0	0	153,277,199.21	0	153,277,199.21
HN01	5912100000	Deprec Edificios	0	3,185,266.81	530,877.71	0	3,716,144.52
HN01	5921100000	Depreci Mueble of	0	1,536,217.85	255,917.68	0	1,792,135.53
HN01	5921200000	Depreci Equipo of	0	1,249,071.28	205,370.98	0	1,454,442.26
HN01	5921300000	Depreci Mueble aloj	0	350,744.78	56,643.08	0	407,387.86
HN01	5921400000	Depreci Electrodom	0	485,434.51	79,405.72	0	564,840.23
HN01	5922700000	Depreci Maquinaria	0	309,781,053.13	51,479,142.10	0	361,260,195.23
HN01	5923100000	Depreci Equipo trans	0	4,729,459.91	785,633.08	0	5,515,092.99
HN01	5924100000	Depreci Equipo medic	0	148.87	24.81	0	173.68
HN01	5924200000	Depreci Equipo labor	0	22,466.50	3,742.78	0	26,209.28
HN01	5924300000	Depreci Equipo labor	0	157,476.48	25,654.76	0	183,131.24
HN01	5925100000	Depreci Equipo comun	0	313,173.72	39,145.66	0	352,319.38
HN01	5925200000	Depreci Equipo Señal	0	6,649.16	3,400.05	0	10,049.21
HN01	5926000000	Depreci Equipo compu	0	3,206,378.34	431,218.08	0	3,637,596.42
HN01	5927100000	Depreci Muebles equi	0	18,480.31	3,077.23	0	21,557.54
HN01	5927200000	Depreci Equipo Recre	0	8,107.65	1,102.56	0	9,210.21
HN01	5928000000	Depreci Herra mayor	0	1,729,430.74	260,628.09	0	1,990,058.83
HN01	5962000000	Depreci Comp Port	0	211,897.27	34,410.09	141.9	246,165.46
HN01	7102010000	Garantía de Sostenim	91,484,293.66	0	0	0	91,484,293.66
HN01	7202010000	Garantía de Calidad	19,406,170.33	0	0	0	19,406,170.33
HN01	7302010000	Garantía de Cumplimi	1,459,781,283.32	0	0	0	1,459,781,283.32
HN01	7401010000	Dobre Deudas Prestam	244,412,744.71	0	0	0	244,412,744.71
HN01	7402010000	Sobre Deuda Prestamo	333,656,818.80	0	0	0	333,656,818.80
HN01	7403010000	Sobrantes de Inventa	24,005,931.45	0	0	0	24,005,931.45
HN01	7404010000	Faltantes de Inventa	9,206,451.13	0	0	0	9,206,451.13
HN01	7405010000	Sobre Deuda RECO	13,862,020.12	3,356,873.98	152,585.17	0	17,371,479.27
HN01	7406010000	Dobre Deuda Prestamo	491,824,554.92	0	0	0	491,824,554.92
HN01	7407010000	Sobre Deuda BID 007	328,578,000.00	0	0	0	328,578,000.00
HN01	7408010000	Sobre Deuda BCIE 203	594,540,740.07	0	0	0	594,540,740.07
HN01	7409010000	TERRENOS Inundables	380,605.55	0	0	0	380,605.55
HN01	7501010000	Depositos de Abonado	78,009,953.02	-73,364,359.34	0	0	4,645,593.68

EMPRESA NACIONAL DE ENERGIA ELECTRICA
BALANZA DE COMPROBACION
AL 31 DE JULIO DE 2017 (Cifras expresadas en Lempiras)



Soc.	Cta.mayor	Texto breve	Arrastre de saldos	Saldo per. anteriores	Período de Informe debe	Saldo Haber per. Inf.	Saldo acumulado
HN01	7502010000	Depositos de Abonado	412,413,343.48	0	0	0	412,413,343.48
HN01	7503010000	Depositos de Abonado	32,800,240.61	0	0	0	32,800,240.61
HN01	7700010000	INCENT. MECER (SOLAR	53,192,018.86	34,997,709.48	0	0	88,189,728.34
HN01	7700020000	INCENT. LLANOS DEL S	30,188,467.51	15,549,795.44	0	0	45,738,262.95
HN01	7700030000	INCENT. GENERADORES	32,391,441.84	17,935,743.73	0	0	50,327,185.57
HN01	7700040000	INCENT. ENERBASA, SO	44,352,868.30	22,286,313.47	0	0	66,639,181.77
HN01	7700050000	INCENT. EMPRESA ENER	91,617,907.05	48,787,767.27	0	0	140,405,674.32
HN01	7700060000	INCENT. EMPRESA SERS	43,764,514.69	24,994,142.87	0	0	68,758,657.56
HN01	7700070000	INCENT. EMPRESA SERS	63,847,702.93	37,365,987.85	0	0	101,213,690.78
HN01	7700080000	INCENT. EMPRESA FOTE	42,308,809.03	25,801,167.04	0	0	68,109,976.07
HN01	7700090000	INCENT. EMPRESA ENER	117,527,211.37	67,250,826.30	0	0	184,778,037.67
HN01	7700100000	INCENT. PODERSSA	117,940,115.64	55,825,681.05	0	0	173,765,796.69
HN01	7700110000	INCENT. COMPAÑIA SOL	143,195,127.73	70,270,230.97	0	0	213,465,358.70
HN01	7700120000	INCENT. COMP. HONDUR	140,046,342.84	70,337,056.27	0	0	210,383,399.11
HN01	7800010000	INTERESES ELCOSA	27,048,288.38	-10,003,994.43	172,191.08	0	17,216,485.03
HN01	7800020000	INTERESES EMCE CHOLO	4,570,020.81	12,878,545.17	1,196,770.97	0	18,645,336.95
HN01	7800030000	INTERESES EMCE CHOLO	1,142,505.18	3,025,022.53	307,807.87	0	4,475,335.58
HN01	7800040000	INTERESES LUFUSA I	11,573,218.01	-6,817,939.98	104,115.35	0	4,859,393.38
HN01	7800050000	INTERESES LUFUSA II	33,974,692.07	-9,516,045.83	1,678,562.98	0	26,137,209.22
HN01	7800060000	INTERESES LUFUSA III	166,645,798.41	-48,192,412.28	9,898,403.84	0	128,351,789.97
HN01	7800070000	INTERESES ENERSA 200	187,071,164.26	-79,343,037.01	3,673,862.74	0	111,401,989.99
HN01	7800080000	INTERESES ENERSA 30	16,689,485.99	-6,892,733.74	694,146.25	0	10,490,898.50
HN01	7900010000	CUENTAS DE ORDEN POR	-5,503,450,852.07	-276,532,340.81	0	17,878,446.25	-5,797,861,639.13
HN01	9000000000	Carga inicial GL	-6,318,744,593.40	0	0	0	-6,318,744,593.40
HN01	9000000001	Carga inicial AP	6,391,196,694.57	0	0	0	6,391,196,694.57
HN01	9000000002	Carga inicial AR	-72,452,101.17	0	0	0	-72,452,101.17
HN01	9000000004	Carga inicial MM	0	0	38,577,524.90	38,577,524.90	0
HN01	Mon.	Arrastre de saldos	0	0	28,248,305,185.77	28,248,305,185.77	0