


GERENCIA FINANCIERA

RESUMEN SERVICIO DEUDA VENCIDA PENDIENTE DE PAGO
AL 30 DE JUNIO DEL 2017



(Cifras en Dolares)

| CONCEPTO | PRINCIPAL | INTERESES | INTERESES MORATORIOS | COMISIONES | TOTAL |
|--|-----------------------|----------------------|----------------------|---------------------|-----------------------|
| PRESTAMOS DEUDA EXTERNA E INTERNA | | | | | |
| GENERACION | 122,762,443.36 | 51,201,760.67 | 3,176,133.34 | 1,827,863.39 | 178,968,200.76 |
| DISTRIBUCION | 4,795,046.74 | 2,111,364.65 | 149,603.05 | - | 7,056,014.44 |
| TRANSMISION | 31,629,774.08 | 6,286,739.70 | 206,604.88 | 277,994.76 | 38,401,113.41 |
| OTROS | 112,726.42 | 211,451.19 | - | 375,000.00 | 699,177.60 |
| | 159,299,990.59 | 59,811,316.20 | 3,532,341.28 | 2,480,858.15 | 225,124,506.22 |
| TOTAL DEUDA EXTERNA E INTERNA | 159,299,990.59 | 59,811,316.20 | 3,532,341.28 | 2,480,858.15 | 225,124,506.22 |

ELABORADO POR:


EMMA L. TABORA
OFICIAL CONTABLE I

REVISADO POR:


LORENA GONZALEZ
COORDINADORA-GESTION DEUDA EXTERNA


GERENCIA FINANCIERA
SERVICIO DEUDA VENCIDA Y PENDIENTE DE PAGO
AL 30 DE JUNIO DEL 2017

(Cifras en Dolares)

| INSTITUCION FINANCIERA | NUMERO PRESTAMO | PRINCIPAL | INTERESES | INTERESES MORATORIOS | COMISIONES | TOTAL |
|----------------------------|-----------------|-------------------|-------------------|----------------------|------------|-------------------|
| DEUDA EXTERNA | | | | | | |
| GENERACION | | | | | | |
| SUIZA | | | | | | |
| SERV | CP V | | | | | - |
| SERV | CP VI | | | | | - |
| BNP | 240982 | 233,397.31 | 154,969.37 | | | 388,366.68 |
| Total Deuda Externa | | 233,397.31 | 154,969.37 | - | - | 388,366.68 |

| | | | | | | |
|---------------------------------|------------------------|----------------------|---------------------|----------|---------------------|----------------------|
| DEUDA INTERNA | | | | | | |
| ERP | | | | | | |
| GENERACION | | | | | | |
| <u>Multilaterales</u> | | | | | | |
| IDA | 0116-HO | 1,371,342.67 | - | - | 61,710.40 | 1,433,053.07 |
| | 0989-HO | 5,700,000.00 | - | - | 769,500.00 | 6,469,500.00 |
| | 2417-HO | 2,395,202.36 | - | - | 723,194.97 | 3,118,397.33 |
| BID | 572/SF-HO | 26,391,913.69 | 3,848,674.99 | - | - | 30,240,588.68 |
| Sub-total Multilaterales | | 35,858,458.72 | 3,848,674.99 | - | 1,554,405.37 | 41,261,539.08 |
| <u>Club de paris</u> | | | | | | |
| Alemania | | | | | | |
| KFW | 197965593 | 3,030,262.61 | 478,737.35 | - | - | 3,508,999.95 |
| | 199165713 | 282,448.83 | 67,787.73 | - | - | 350,236.56 |
| | 199165614 - CP I | 46,402.40 | 1,585.41 | - | - | 47,987.81 |
| | 199365586 - CP II | 7,356.99 | 2,728.41 | - | - | 10,085.40 |
| | 199665969 - CP III | 2,751.53 | 1,764.66 | - | - | 4,516.19 |
| | 200065011 - CP IV - T1 | 1,799.62 | 30,966.97 | - | - | 32,766.59 |



GERENCIA FINANCIERA
SERVICIO DEUDA VENCIDA Y PENDIENTE DE PAGO
AL 30 DE JUNIO DEL 2017

(Cifras en Dolares)

| INSTITUCION FINANCIERA | NUMERO PRESTAMO | PRINCIPAL | INTERESES | INTERESES MORATORIOS | COMISIONES | TOTAL |
|----------------------------|------------------------------|----------------------|---------------------|----------------------|---------------------|----------------------|
| HERMES | 200065011 - CPIV - T2 | 1.49 | 25.58 | - | - | 27.07 |
| | 200065011 - CPIV - T3 | 13,557.53 | 154.56 | - | - | 13,712.09 |
| | 200065011 - CPIV - T4 | 2,142.61 | 24.43 | - | - | 2,167.03 |
| | | 3,386,723.60 | 583,775.09 | - | - | 3,970,498.69 |
| | HERMES I | 534,670.72 | 37,100.21 | - | - | 571,770.92 |
| | HERMES CP II | 1,862,301.11 | 1,162,606.90 | - | - | 3,024,908.01 |
| | HERMES CP III | 130,358.74 | 143,388.39 | - | - | 273,747.13 |
| | HERMES CP IV | 1,169,127.79 | 2,976,431.28 | - | - | 4,145,559.07 |
| | HERMES 1era. Capital. CP IV | 19,698.29 | 50,149.02 | - | - | 69,847.32 |
| | HERMES 2da. Capital. CP IV | 210,989.02 | 23,261.54 | - | - | 234,250.57 |
| HERMES 3ra. Capital. CP IV | 16,842.00 | 1,856.83 | - | - | 18,698.83 | |
| | 3,943,987.66 | 4,394,794.17 | - | - | 8,338,781.84 | |
| FRANCIA COFACE | CP I | 438,003.65 | 16,591.88 | - | - | 454,595.53 |
| | CP II | 3,713,008.83 | 1,301,033.25 | - | - | 5,014,042.08 |
| | CP IV | 1,153,621.95 | 1,860,994.75 | - | - | 3,014,616.70 |
| | CP IV - CAPITALIZACIÓN | 213,933.56 | 13,539.09 | - | - | 227,472.65 |
| | | 5,518,567.99 | 3,192,158.97 | - | - | 8,710,726.96 |
| ITALIA SACE | HOND 1 (CP I) | 804,389.26 | 50,601.11 | - | - | 854,990.37 |
| | HOND 2 (CP II) | 6,642,502.86 | 506,026.49 | - | - | 7,148,529.35 |
| | HOND 3 (CP III) | 1,191,310.15 | 134,882.81 | - | - | 1,326,192.96 |
| | HOND 4 (CP IV) | 2,467,311.27 | 2,542,653.34 | - | - | 5,009,964.61 |
| | HOND 4 (CP IV 1era. CAPITAL) | 205,820.50 | 8,956.35 | - | - | 214,776.85 |
| | HOND 4 (CP IV 2da. CAPITAL) | 10,127.31 | 436.07 | - | - | 10,563.38 |
| | | 11,321,461.36 | 3,243,556.17 | - | - | 14,565,017.53 |
| JAPON EXIMBANK-JAPON | R1 - (CP I) | 7,071,309.69 | 1,049,215.97 | 966,918.03 | - | 9,087,443.69 |
| | R2 - (CP II) | 7,458,490.32 | 1,535,635.05 | 185,797.36 | - | 9,179,922.74 |
| | R2 - (CP II - CAPITAL) | 480,707.78 | - | 11,796.70 | - | 492,504.48 |
| | R3 - (CP III) | 745,880.61 | 236,215.26 | 23,343.16 | - | 1,005,439.03 |
| | R3 - (CP III - CAPITAL) | 54,963.38 | - | 1,516.89 | - | 56,480.27 |
| | R4 - (CP IV 2,005 MM) | 2,623,203.17 | 4,885,472.85 | 37,039.19 | - | 7,545,715.21 |
| | R4 - (CP IV 201 MM) | 264,125.50 | 1,403,296.54 | 20,471.19 | - | 1,687,893.23 |



GERENCIA FINANCIERA

SERVICIO DEUDA VENCIDA Y PENDIENTE DE PAGO
AL 30 DE JUNIO DEL 2017

(Cifras en Dolares)

| INSTITUCION FINANCIERA | NUMERO PRESTAMO | PRINCIPAL | INTERESES | INTERESES MORATORIOS | COMISIONES | TOTAL |
|----------------------------------|---|-----------------------|----------------------|----------------------|---------------------|-----------------------|
| JBIC | R4 - (CP IV 2da FASE) | 614,069.53 | 159,799.39 | 45,036.71 | - | 818,905.63 |
| | R4 - (CP IV 3era FASE) | 267,962.93 | - | - | - | 267,962.93 |
| | | 19,580,712.91 | 9,269,635.06 | 1,291,919.24 | - | 30,142,267.21 |
| | HO - P1 | 27,198,282.83 | 4,285,800.65 | 1,280,808.74 | - | 32,764,892.22 |
| | HO - R1 (CP I) | 6,058,861.31 | 1,065,987.94 | 222,320.04 | - | 7,347,169.29 |
| | HO - R2 (CP II) | 5,555,315.64 | 9,296,256.02 | 168,128.02 | - | 15,019,699.69 |
| | HO - R3 (CP III) | 438,121.21 | 1,311,628.89 | 21,298.49 | - | 1,771,048.59 |
| | HO - R4 (CP IV) | 177,531.84 | 10,407,930.09 | 191,658.81 | - | 10,777,120.74 |
| | | 39,428,112.83 | 26,367,603.60 | 1,884,214.11 | - | 67,679,930.54 |
| | SUIZA SERV | SERV - CP II | 2,141,995.81 | 71,934.03 | - | - |
| | SERV - CP III | 1,226,463.06 | 13,163.81 | - | - | 1,239,626.88 |
| | SERV - CP IV | 116,298.11 | 61,333.09 | - | - | 177,631.20 |
| | SERV - DIFERIMIENTO CP IV | 6,264.00 | 162.31 | - | - | 6,426.31 |
| | | 3,491,020.98 | 146,593.24 | - | - | 3,637,614.22 |
| Sub total - Club de Paris | | 86,670,587.33 | 47,198,116.31 | 3,176,133.34 | - | 137,044,836.98 |
| Total Generacion - ERP | | 122,529,046.05 | 51,046,791.30 | 3,176,133.34 | 1,554,405.37 | 178,306,376.06 |
| DISTRIBUCION | | | | | | |
| <u>Multilaterales</u> | | | | | | |
| BID | 936/SF-HO | 4,565,115.77 | 2,097,568.79 | - | - | 6,662,684.56 |
| <u>Bilaterales</u> | | | | | | |
| FIV | Arreglo de Pagos N° 1 (REORG. DEUDA) | 229,930.97 | 13,795.86 | 149,603.05 | - | 393,329.88 |
| Total Distribucion - ERP | | 4,795,046.74 | 2,111,364.65 | 149,603.05 | - | 7,056,014.44 |
| TRANSMISION | | | | | | |
| <u>Multilaterales</u> | | | | | | |
| IDA | 0201-HO | 1,775,586.48 | - | - | 106,535.19 | 1,882,121.67 |
| <u>Club de paris</u> | | | | | | |



GERENCIA FINANCIERA

SERVICIO DEUDA VENCIDA Y PENDIENTE DE PAGO
AL 30 DE JUNIO DEL 2017

(Cifras en Dolares)

| INSTITUCION FINANCIERA | NUMERO PRESTAMO | PRINCIPAL | INTERESES | INTERESES MORATORIOS | COMISIONES | TOTAL |
|---------------------------|---|---------------|--------------|----------------------|--------------|---------------|
| Alemania KFW | 199165614 - CP I | 46,402.40 | 1,585.41 | - | - | 47,987.81 |
| | 199365586 - CP II | 7,356.99 | 2,728.41 | - | - | 10,085.40 |
| | 199665969 - CP III | 2,751.53 | 1,764.66 | - | - | 4,516.19 |
| | 200065011 - CP IV - T1 | 4,918.63 | 84,637.49 | - | - | 89,556.12 |
| | 200065011 - CP IV - T2 | 10.90 | 187.58 | - | - | 198.48 |
| | 200065011 - CP IV - T4 | 5,792.99 | 66.04 | - | - | 5,859.03 |
| | | | 67,233.44 | 90,969.59 | - | - |
| ESPAÑA ICO | 01039001.0 (150688) | 693,023.80 | 18,592.84 | - | - | 711,616.64 |
| | REPROGRAMACION 01039014.0 | 357,663.89 | - | - | - | 357,663.89 |
| | 01039014.0 | 1,652,894.76 | 260,209.89 | - | - | 1,913,104.65 |
| | 11039001.0 (CP I) | 178,667.34 | 8,840.93 | - | - | 187,508.27 |
| | 11039002.0 (CP II) | 1,606,867.27 | 906,602.72 | - | - | 2,513,469.99 |
| | 11039003.0 (CP III) | 538,442.03 | 548,298.48 | - | - | 1,086,740.51 |
| | 11039004.1 (CP V) | - | 214,087.62 | - | - | 214,087.62 |
| | | 5,027,559.09 | 1,956,632.48 | - | - | 6,984,191.57 |
| CESCE | CP I | 165,056.49 | 4,584.38 | - | - | 169,640.87 |
| | CP II | 1,166,362.78 | 356,702.05 | - | - | 1,523,064.83 |
| | CP III | 538,889.56 | 5,920.57 | - | - | 544,810.13 |
| | CP IV | 37,066.73 | 1,817.85 | - | - | 38,884.57 |
| | CP IV - DIFERIMIENTO III FASE | 360,586.47 | 36,804.17 | - | - | 397,390.64 |
| | CP IV - REORG. DEUDA BBV,BEX | 3,577,740.25 | 200,098.41 | - | - | 3,777,838.66 |
| | CP IV - REORGANIZACIÓN DEUDA | 251,299.25 | 56,634.76 | - | - | 307,934.01 |
| | CP V - DIFER. DEUDA POST CUT | 2,242,321.97 | 186,665.52 | - | - | 2,428,987.49 |
| CP VI - RESTRUCT. DEUDA | 4,571,343.36 | 625,347.86 | - | - | 5,196,691.22 | |
| | | 12,910,666.86 | 1,474,575.57 | - | - | 14,385,242.43 |
| Sub total - Club de Paris | | 18,005,459.40 | 3,522,177.64 | - | - | 21,527,637.04 |
| Bilaterales FIV | Arreglo de Pagos N° I (REORG. DEUDA) | 205,626.84 | 12,337.61 | 133,789.73 | - | 351,754.18 |
| | Arreglo de Pagos N° II (DÓLAR DEUDA) | 107,815.07 | 5,401.53 | 72,815.15 | - | 186,031.75 |






MINISTERIO DE ENERGÍA Y MINAS
 EMPRESA NACIONAL DE ENERGÍA ELÉCTRICA
 ENEE

GERENCIA FINANCIERA
 SERVICIO DEUDA VENCIDA Y PENDIENTE DE PAGO
 AL 30 DE JUNIO DEL 2017

(Cifras en Dolares)

| INSTITUCION FINANCIERA | NUMERO PRESTAMO | PRINCIPAL | INTERESES | INTERESES MORATORIOS | COMISIONES | TOTAL |
|--|--------------------------------|----------------|---------------|----------------------|--------------|----------------|
| Sub total - Bilaterales | | | | | | |
| | | 313,441.91 | 17,739.14 | 206,604.88 | - | 537,785.93 |
| Total Transmision - ERP | | | | | | |
| | | 20,094,487.78 | 3,539,916.78 | 206,604.88 | 106,535.19 | 23,947,544.64 |
| OTROS | | | | | | |
| <u>Club de paris</u> | | | | | | |
| ESTADOS UNIDOS | | | | | | |
| EXIMBANK-USA | R- 190 Q (CP II) | 27,165.60 | 16,541.86 | - | - | 43,707.46 |
| | R-244-Q (CP IV) | 69,736.08 | 193,037.84 | - | - | 262,773.91 |
| | R-244-R (CP IV CAPITALIZACIÓN) | 15,824.74 | 1,871.49 | - | - | 17,696.23 |
| | | 112,726.42 | 211,451.19 | - | - | 324,177.60 |
| Total Otros - ERP | | | | | | |
| | | 112,726.42 | 211,451.19 | - | - | 324,177.60 |
| Total Deuda Interna - ERP | | | | | | |
| | | 147,531,306.99 | 56,909,523.92 | 3,532,341.28 | 1,660,940.56 | 209,634,112.75 |
| Deuda Interna Gobierno Central | | | | | | |
| <u>GENERACION</u> | | | | | | |
| CTA. JICA - CONV. SUBSIDIARIO | HO-P6 | - | - | - | 273,458.02 | 273,458.02 |
| Total - Generacion Gobierno Central | | | | | | |
| | | - | - | - | 273,458.02 | 273,458.02 |
| <u>DISTRIBUCION</u> | | | | | | |
| Banco Central de Honduras | | | | | | |
| BONOS FIDEICOMISO RECUPERACION DE PERDIDAS ENEE - 2013 (RPE-2013) | | | | | | |
| FICOHSA | (LPS) ISIN HNENEE 00005-1 | - | - | - | - | - |
| | (USD) ISIN HNENEE 00003-3 | - | - | - | - | - |
| BANPAIS | (LPS) ISIN HNENEE 00005-1 | - | - | - | - | - |
| Total Distribucion | | | | | | |
| | | - | - | - | - | - |





GERENCIA FINANCIERA

SERVICIO DEUDA VENCIDA Y PENDIENTE DE PAGO
 AL 30 DE JUNIO DEL 2017

(Cifras en Dolares)

| INSTITUCION FINANCIERA | NUMERO PRESTAMO | PRINCIPAL | INTERESES | INTERESES MORATORIOS | COMISIONES | TOTAL |
|--|--------------------------------------|-----------------------|----------------------|----------------------|---------------------|-----------------------|
| TRANSMISION | | | | | | |
| Banco Central de Honduras | | | | | | |
| BONOS FIDEICOMISO RECUPERACION DE PERDIDAS ENEE - 2013 (RPE-2013) | | | | | | |
| BANCO ATLANTIDA | (LPS) ISIN HNENEE 00006-3 | | | | - | - |
| CUENTA FDO. DE CONTRAVALOR HONDURAS - ESPAÑA | | | | | | |
| ICO | 01039004.0 (030491) | 5,548,008.98 | 485,200.36 | - | - | 6,033,209.35 |
| | 11039004.2 (CP V - Consol. Diferida) | 3,148,126.61 | 219,363.21 | - | - | 3,367,489.83 |
| | 11039005.0 (CP VI) | 107,902.26 | 6,752.28 | - | - | 114,654.54 |
| | 01039014.0 | 450,789.48 | 153,794.35 | - | - | 604,583.83 |
| | | 9,254,827.34 | 865,110.21 | - | - | 10,119,937.54 |
| CTA. BID - CONV. SUBSIDIARIO | | | | | | |
| | 1584/SF-HO | 1,004,820.65 | 577,851.41 | - | - | 1,582,672.06 |
| | 2016/BLHO | 1,275,638.31 | 806,006.42 | - | - | 2,081,644.73 |
| | 3103/BL-HO | - | 480,057.47 | - | 58,387.97 | 538,445.44 |
| | 3435/BL-HO | - | 17,797.40 | - | 113,071.60 | 130,869.00 |
| | | 2,280,458.96 | 1,881,712.71 | - | 171,459.57 | 4,333,631.23 |
| Total - Transmisión Gobierno Central | | 11,535,286.29 | 2,746,822.91 | - | 171,459.57 | 14,453,568.77 |
| OTROS | | | | | | |
| CTA. IDA - CONV. SUBSIDIARIO | | | | | | |
| | 4536-HN | - | - | - | 375,000.00 | 375,000.00 |
| Total - Otros Gobierno Central | | - | - | - | 375,000.00 | 375,000.00 |
| Total Deuda Interna Gobierno Central | | 11,535,286.29 | 2,746,822.91 | - | 819,917.59 | 15,102,026.79 |
| Total General Deuda Interna | | 159,066,593.28 | 59,656,346.83 | 3,532,341.28 | 2,480,858.15 | 224,736,139.54 |
| TOTAL DEUDA EXTERNA E INTERNA | | 159,299,990.59 | 59,811,316.20 | 3,532,341.28 | 2,480,858.15 | 225,124,506.22 |

