


DEPARTAMENTO DE PLANIFICACION Y PROGRAMACION FINANCIERA

RESUMEN SERVICIO DEUDA VENCIDA PENDIENTE DE PAGO
AL 30 DE JUNIO DEL 2017


(Cifras en Lempiras)


| CONCEPTO | PRINCIPAL | INTERESES | INTERESES MORATORIOS | COMISIONES | TOTAL |
|--|-------------------------|-------------------------|-------------------------|----------------------|-------------------------|
| PRESTAMOS DEUDA EXTERNA E INTERNA | | | | | |
| GENERACION | 2,878,104,103.39 | 1,200,399,678.02 | 74,462,858.13 | 42,853,343.27 | 4,195,819,982.80 |
| DISTRIBUCION | 112,417,473.33 | 49,499,888.43 | 3,507,368.74 | - | 165,424,730.50 |
| TRANSMISION | 741,544,238.33 | 147,389,468.78 | 4,843,748.20 | 6,517,448.14 | 900,294,903.45 |
| OTROS | 2,642,814.44 | 4,957,367.42 | - | 8,791,687.50 | 16,391,869.36 |
| | 3,734,708,629.48 | 1,402,246,402.65 | 82,813,975.07 | 58,162,478.91 | 5,277,931,486.11 |
| TOTAL DEUDA EXTERNA E INTERNA | 3,734,708,629.48 | 1,402,246,402.65 | 82,813,975.07 | 58,162,478.91 | 5,277,931,486.11 |

ELABORADO POR:


EMMA L. TABORA
OFICIAL CONTABLE I

REVISADO POR:


LORENA GONZALEZ
COORDINADORA GESTION DEUDA EXTERNA


DEPARTAMENTO PLANIFICACION Y PROGRAMACION FINANCIERA
GESTION DEUDA EXTERNA

DEPARTAMENTO DE PLANIFICACION Y PROGRAMACION FINANCIERA

SERVICIO DEUDA VENCIDA Y PENDIENTE DE PAGO
AL 30 DE JUNIO DEL 2017

(Cifras en Lempiras)

| INSTITUCION FINANCIERA | NUMERO PRESTAMO | PRINCIPAL | INTERESES | INTERESES MORATORIOS | COMISIONES | TOTAL |
|----------------------------|-----------------|---------------------|---------------------|----------------------|------------|---------------------|
| DEUDA EXTERNA | | | | | | |
| GENERACION | | | | | | |
| SUIZA | | | | | | |
| SERV | CP V | | | - | - | - |
| SERV | CP VI | | | - | - | - |
| BNP | 240982 | 5,471,883.23 | 3,633,179.39 | - | - | 9,105,062.63 |
| Total Deuda Externa | | 5,471,883.23 | 3,633,179.39 | - | - | 9,105,062.63 |

| | | | | | | |
|---------------------------------|-----------------------|-----------------------|----------------------|----------|----------------------|-----------------------|
| DEUDA INTERNA | | | | | | |
| ERP | | | | | | |
| GENERACION | | | | | | |
| Multilaterales | | | | | | |
| IDA | 0116-HO | 32,150,443.23 | - | - | 1,446,769.45 | 33,597,212.68 |
| | 0989-HO | 133,633,650.00 | - | - | 18,040,542.75 | 151,674,192.75 |
| | 2417-HO | 56,154,321.76 | - | - | 16,954,944.51 | 73,109,266.27 |
| BID | 572/SF-HO | 618,745,220.50 | 90,230,260.83 | - | - | 708,975,481.33 |
| Sub-total Multilaterales | | 840,683,635.48 | 90,230,260.83 | - | 36,442,256.72 | 967,356,153.03 |
| Club de paris | | | | | | |
| Alemania | | | | | | |
| KFW | 197965593 | 71,042,991.65 | 11,223,757.73 | - | - | 82,266,749.38 |
| | 199165713 | 6,621,871.58 | 1,589,249.49 | - | - | 8,211,121.08 |
| | 199165614 - CP I | 1,087,881.07 | 37,169.09 | - | - | 1,125,050.16 |
| | 199365586 - CP II | 172,481.03 | 63,966.23 | - | - | 236,447.26 |
| | 199665969 - CP III | 64,508.26 | 41,371.53 | - | - | 105,879.79 |
| | 200065011 - CPIV - T1 | 42,191.09 | 726,005.13 | - | - | 768,196.22 |
| | 200065011 - CPIV - T2 | 34.85 | 599.69 | - | - | 634.54 |
| | 200065011 - CPIV - T3 | 317,849.45 | 3,623.59 | - | - | 321,473.04 |
| | 200065011 - CPIV - T4 | 50,232.38 | 572.66 | - | - | 50,805.04 |




[Handwritten signature]

DEPARTAMENTO DE PLANIFICACION Y PROGRAMACION FINANCIERA

SERVICIO DEUDA VENCIDA Y PENDIENTE DE PAGO
AL 30 DE JUNIO DEL 2017

(Cifras en Lempiras)

| INSTITUCION FINANCIERA | NUMERO PRESTAMO | PRINCIPAL | INTERESES | INTERESES MORATORIOS | COMISIONES | TOTAL |
|-------------------------|------------------------------|----------------|----------------|----------------------|------------|----------------|
| HERMES | | 79,400,041.35 | 13,686,315.14 | - | - | 93,086,356.50 |
| | HERMES I | 12,535,087.58 | 869,795.77 | - | - | 13,404,883.35 |
| | HERMES CP II | 43,660,718.35 | 27,256,737.39 | - | - | 70,917,455.73 |
| | HERMES CP III | 3,056,195.46 | 3,361,669.10 | - | - | 6,417,864.56 |
| | HERMES CP IV | 27,409,616.41 | 69,780,943.24 | - | - | 97,190,559.65 |
| | HERMES 1era. Capital. CP IV | 461,816.63 | 1,175,718.79 | - | - | 1,637,535.42 |
| | HERMES 2da. Capital. CP IV | 4,946,532.19 | 545,355.22 | - | - | 5,491,887.41 |
| | HERMES 3ra. Capital. CP IV | 394,852.18 | 43,532.48 | - | - | 438,384.66 |
| | | 92,464,818.79 | 103,033,751.98 | - | - | 195,498,570.77 |
| FRANCIA COFACE | CP I | 10,268,776.62 | 388,988.35 | - | - | 10,657,764.98 |
| | CP II | 87,049,635.52 | 30,502,073.99 | - | - | 117,551,709.51 |
| | CP IV | 27,046,089.91 | 43,630,091.35 | - | - | 70,676,181.26 |
| | CP IV - CAPITALIZACIÓN | 5,015,565.29 | 317,417.25 | - | - | 5,332,982.54 |
| | | 129,380,067.35 | 74,838,570.94 | - | - | 204,218,638.29 |
| ITALIA SACE | HOND 1 (CP I) | 18,858,504.07 | 1,186,317.77 | - | - | 20,044,821.84 |
| | HOND 2 (CP II) | 155,730,158.29 | 11,863,538.12 | - | - | 167,593,696.41 |
| | HOND 3 (CP III) | 27,929,670.83 | 3,162,260.14 | - | - | 31,091,930.96 |
| | HOND 4 (CP IV) | 57,844,879.13 | 59,611,236.26 | - | - | 117,456,115.40 |
| | HOND 4 (CP IV 1era. CAPITAL) | 4,825,358.71 | 209,977.03 | - | - | 5,035,335.74 |
| | HOND 4 (CP IV 2da. CAPITAL) | 237,429.72 | 10,223.41 | - | - | 247,653.13 |
| | | 265,426,000.76 | 76,043,552.73 | - | - | 341,469,553.48 |
| JAPON EXIMBANK-JAPON | R1 - (CP I) | 165,783,319.99 | 24,598,343.79 | 22,668,909.70 | - | 213,050,573.49 |
| | R2 - (CP II) | 174,860,576.34 | 36,002,196.00 | 4,355,926.23 | - | 215,218,698.57 |
| | R2 - (CP II - CAPITAL) | 11,269,953.50 | - | 276,567.77 | - | 11,546,521.27 |
| | R3 - (CP III) | 17,486,797.86 | 5,537,948.75 | 547,268.76 | - | 23,572,015.38 |
| | R3 - (CP III - CAPITAL) | 1,288,589.05 | - | 35,562.71 | - | 1,324,151.76 |
| | R4 - (CP IV 2,005 MM) | 61,499,686.80 | 114,537,468.22 | 868,365.33 | - | 176,905,520.35 |
| | R4 - (CP IV 201 MM) | 6,192,290.21 | 32,899,585.70 | 479,936.84 | - | 39,571,812.75 |
| | R4 - (CP IV 2da FASE) | 14,396,553.06 | 3,746,416.80 | 1,055,863.17 | - | 19,198,833.04 |
| | R4 - (CP IV 3era FASE) | 6,282,256.90 | - | - | - | 6,282,256.90 |
| | | 459,060,023.70 | 217,321,959.27 | 30,288,400.53 | - | 706,670,383.50 |
| JBIC | HO - P1 | 637,650,141.77 | 100,478,453.28 | 30,027,920.52 | - | 768,156,515.57 |
| | HO - R1 (CP I) | 142,046,973.93 | 24,991,554.32 | 5,212,182.27 | - | 172,250,710.52 |

DEPARTAMENTO DE PLANIFICACION Y PROGRAMACION FINANCIERA

SERVICIO DEUDA VENCIDA Y PENDIENTE DE PAGO
AL 30 DE JUNIO DEL 2017

(Cifras en Lempiras)

| INSTITUCION FINANCIERA | NUMERO PRESTAMO | PRINCIPAL | INTERESES | INTERESES MORATORIOS | COMISIONES | TOTAL |
|---------------------------------|---|-------------------------|-------------------------|----------------------|----------------------|-------------------------|
| SUIZA SERV | HO - R2 (CP II) | 130,241,597.61 | 217,946,074.34 | 3,941,677.37 | - | 352,129,349.32 |
| | HO - R3 (CP III) | 10,271,532.66 | 30,750,483.62 | 499,332.50 | - | 41,521,348.78 |
| | HO - R4 (CP IV) | 4,162,145.31 | 244,008,717.03 | 4,493,344.94 | - | 252,664,207.28 |
| | | 924,372,391.27 | 618,175,282.59 | 44,174,457.60 | - | 1,586,722,131.47 |
| | SERV - CP II | 50,218,020.65 | 1,686,457.28 | - | - | 51,904,477.93 |
| | SERV - CP III | 28,753,813.31 | 308,618.97 | - | - | 29,062,432.27 |
| | SERV - CP IV | 2,726,551.02 | 1,437,923.66 | - | - | 4,164,474.69 |
| | SERV - DIFERIMIENTO CPIV | 146,856.46 | 3,805.23 | - | - | 150,661.69 |
| | | 81,845,241.44 | 3,436,805.13 | - | - | 85,282,046.58 |
| | Sub total - Club de Paris | | 2,031,948,584.67 | 1,106,536,237.79 | 74,462,858.13 | - |
| Total Generacion - ERP | | 2,872,632,220.15 | 1,196,766,498.62 | 74,462,858.13 | 36,442,256.72 | 4,180,303,833.62 |
| DISTRIBUCION | | | | | | |
| <u>Multilaterales</u> | | | | | | |
| BID | 936/SF-HO | 107,026,856.74 | 49,176,451.45 | - | - | 156,203,308.19 |
| <u>Bilaterales</u> | | | | | | |
| FIV | Arreglo de Pagos N° I (REORG. DEUDA) | 5,390,616.59 | 323,436.98 | 3,507,368.74 | - | 9,221,422.31 |
| Total Distribucion - ERP | | 112,417,473.33 | 49,499,888.43 | 3,507,368.74 | - | 165,424,730.50 |
| TRANSMISION | | | | | | |
| <u>Multilaterales</u> | | | | | | |
| IDA | 0201-HO | 41,627,737.23 | - | - | 2,497,664.33 | 44,125,401.56 |
| <u>Club de paris</u> | | | | | | |
| Alemania | | | | | | |
| KFW | 199165614 - CP I | 1,087,881.07 | 37,169.09 | - | - | 1,125,050.16 |
| | 199365586 - CP II | 172,481.03 | 63,966.23 | - | - | 236,447.26 |
| | 199665969 - CP III | 64,508.26 | 41,371.53 | - | - | 105,879.79 |
| | 200065011 - CPIV - T1 | 115,314.74 | 1,984,283.71 | - | - | 2,099,598.45 |
| | 200065011 - CPIV - T2 | 255.56 | 4,397.73 | - | - | 4,653.29 |
| | 200065011 - CPIV - T4 | 135,813.80 | 1,548.32 | - | - | 137,362.12 |
| | | 1,576,254.47 | 2,132,736.62 | - | - | 3,708,991.08 |




DEPARTAMENTO DE PLANIFICACION Y PROGRAMACION FINANCIERA

SERVICIO DEUDA VENCIDA Y PENDIENTE DE PAGO
AL 30 DE JUNIO DEL 2017

(Cifras en Lempiras)

| INSTITUCION FINANCIERA | NUMERO PRESTAMO | PRINCIPAL | INTERESES | INTERESES MORATORIOS | COMISIONES | TOTAL |
|--------------------------------|---|-----------------------|-----------------------|----------------------|---------------------|-----------------------|
| ESPAÑA ICO | 01039001.0 (150688) | 16,247,596.58 | 435,899.83 | - | - | 16,683,496.42 |
| | REPROGRAMACION 01039014.0 | 8,385,251.05 | - | - | - | 8,385,251.05 |
| | 01039014.0 | 38,751,291.20 | 6,100,490.77 | - | - | 44,851,781.97 |
| | 11039001.0 (CP I) | 4,188,766.51 | 207,271.23 | - | - | 4,396,037.74 |
| | 11039002.0 (CP II) | 37,672,199.73 | 21,254,847.37 | - | - | 58,927,047.10 |
| | 11039003.0 (CP III) | 12,623,504.11 | 12,854,583.69 | - | - | 25,478,087.80 |
| | 11039004.1 (CP V) | - | 5,019,177.24 | - | - | 5,019,177.24 |
| | | | 117,868,609.17 | 45,872,270.14 | - | - |
| CESCE | CP I | 3,869,666.86 | 107,478.52 | - | - | 3,977,145.38 |
| | CP II | 27,344,792.14 | 8,362,701.24 | - | - | 35,707,493.38 |
| | CP III | 12,633,996.38 | 138,804.74 | - | - | 12,772,801.12 |
| | CP IV | 869,010.88 | 42,618.48 | - | - | 911,629.36 |
| | CP IV - DIFERIMIENTO III FASE | 8,453,769.50 | 862,855.34 | - | - | 9,316,624.84 |
| | CP IV - REORG. DEUDA BBV,BEX | 83,878,331.18 | 4,691,207.28 | - | - | 88,569,538.46 |
| | CP IV - REORGANIZACIÓN DEUDA | 5,891,585.23 | 1,327,773.70 | - | - | 7,219,358.93 |
| | CP V - DIFER. DEUDA POST CUT | 52,570,117.48 | 4,376,279.75 | - | - | 56,946,397.23 |
| CP VI - RESTRUCT. DEUDA | 107,172,859.50 | 14,660,967.88 | - | - | 121,833,827.38 | |
| | | 302,684,129.15 | 34,570,686.92 | - | - | 337,254,816.08 |
| Sub total - Club de Paris | | 422,128,992.79 | 82,575,693.68 | - | - | 504,704,686.47 |
| Bilaterales FIV | Arreglo de Pagos N° I (REORG. DEUDA) | 4,820,818.51 | 289,249.09 | 3,136,633.42 | - | 8,246,701.03 |
| | Arreglo de Pagos N° II (DÓLAR DEUDA) | 2,527,670.32 | 126,636.20 | 1,707,114.78 | - | 4,361,421.30 |
| Sub total - Bilaterales | | 7,348,488.84 | 415,885.29 | 4,843,748.20 | - | 12,608,122.33 |
| Total Transmision - ERP | | 471,105,218.86 | 82,991,578.97 | 4,843,748.20 | 2,497,664.33 | 561,438,210.36 |
| OTROS | | | | | | |
| <u>Club de paris</u> | | | | | | |
| ESTADOS UNIDOS EXIMBANK-USA | R - 190 Q (CP II) | 636,883.91 | 387,815.68 | - | - | 1,024,699.59 |
| | R-244-Q (CP IV) | 1,634,927.42 | 4,525,675.57 | - | - | 6,160,602.99 |
| | R-244-R (CP IV CAPITALIZACIÓN) | 371,003.12 | 43,876.16 | - | - | 414,879.28 |
| | | 2,642,814.44 | 4,957,367.42 | - | - | 7,600,181.86 |





DEPARTAMENTO DE PLANIFICACION Y PROGRAMACION FINANCIERA

SERVICIO DEUDA VENCIDA Y PENDIENTE DE PAGO
AL 30 DE JUNIO DEL 2017

(Cifras en Lempiras)

| INSTITUCION FINANCIERA | NÚMERO PRESTAMO | PRINCIPAL | INTERESES | INTERESES MORATORIOS | COMISIONES | TOTAL |
|--|--|------------------|------------------|----------------------|---------------|------------------|
| Total Otros - ERP | | 2,642,814.44 | 4,957,367.42 | - | - | 7,600,181.86 |
| Total Deuda Interna - ERP | | 3,458,797,726.78 | 1,334,215,333.44 | 82,813,975.07 | 38,939,921.05 | 4,914,766,956.34 |
| <u>Deuda Interna Gobierno Central</u> | | | | | | |
| <u>GENERACION</u> | | | | | | |
| CTA. JICA - CONV. SUBSIDIARIO | HO-P6 | - | - | - | 6,411,086.55 | 6,411,086.55 |
| Total - Generacion Gobierno Central | | - | - | - | 6,411,086.55 | 6,411,086.55 |
| <u>DISTRIBUCION</u> | | | | | | |
| <u>Banco Central de Honduras</u> | | | | | | |
| <u>BONOS FIDEICOMISO RECUPERACION DE PERDIDAS ENEE - 2013 (RPE-2013)</u> | | | | | | |
| FICOHSA | (LPS) ISIN HNENEE 00005-1 (USD) ISIN HNENEE 00003-3 | - | - | - | - | - |
| BANPAIS | (LPS) ISIN HNENEE 00005-1 | - | - | - | - | - |
| Total Distribucion | | - | - | - | - | - |
| <u>TRANSMISION</u> | | | | | | |
| <u>Banco Central de Honduras</u> | | | | | | |
| <u>BONOS FIDEICOMISO RECUPERACION DE PERDIDAS ENEE - 2013 (RPE-2013)</u> | | | | | | |
| (LPS) ISIN HNENEE 00006-3 | | - | - | - | - | - |
| <u>CUENTA FDO. DE CONTRAVALOR HONDURAS - ESPAÑA</u> | | | | | | |
| ICO | 01039004.0 (030491) | 130,070,296.60 | 11,375,279.89 | - | - | 141,445,576.50 |
| | 11039004.2 (CP V - Consol. Diferida) | 73,806,254.40 | 5,142,860.84 | - | - | 78,949,115.24 |
| | 11039005.0 (CP VI) | 2,529,714.49 | 158,303.89 | - | - | 2,688,018.38 |
| | 01039014.0 | 10,568,533.96 | 3,605,631.64 | - | - | 14,174,165.60 |
| | | 216,974,799.46 | 20,282,076.26 | - | - | 237,256,875.72 |





REPUBLICA DE HONDURAS
MINISTERIO DE FINANZAS
DIRECCION GENERAL DE
DEUDA EXTERNA
DGE

DEPARTAMENTO DE PLANIFICACION Y PROGRAMACION FINANCIERA

SERVICIO DEUDA VENCIDA Y PENDIENTE DE PAGO
AL 30 DE JUNIO DEL 2017

(Cifras en Lempiras)

| INSTITUCION FINANCIERA | NUMERO PRESTAMO | PRINCIPAL | INTERESES | INTERESES MORATORIOS | COMISIONES | TOTAL |
|--------------------------------------|-----------------|------------------|------------------|----------------------|---------------|------------------|
| <u>CTA. BID - CONV. SUBSIDIARIO</u> | 1584/SF-HO | 23,557,517.65 | 13,547,437.36 | - | - | 37,104,955.00 |
| | 2016/BLHO | 29,906,702.36 | 18,896,417.53 | - | - | 48,803,119.89 |
| | 3103/BL-HO | - | 11,254,707.47 | - | 1,368,876.75 | 12,623,584.22 |
| | 3435/BL-HO | - | 417,251.20 | - | 2,650,907.06 | 3,068,158.26 |
| | | 53,464,220.01 | 44,115,813.55 | - | 4,019,783.81 | 101,599,817.36 |
| Total - Transmisión Gobierno Central | | 270,439,019.47 | 64,397,889.81 | - | 4,019,783.81 | 338,856,693.09 |
| <u>OTROS</u> | | | | | | |
| <u>CTA. IDA - CONV. SUBSIDIARIO</u> | 4536-HN | - | - | - | 8,791,687.50 | 8,791,687.50 |
| Total - Otros Gobierno Central | | - | - | - | 8,791,687.50 | 8,791,687.50 |
| Total Deuda Interna Gobierno Central | | 270,439,019.47 | 64,397,889.81 | - | 19,222,557.86 | 354,059,467.14 |
| Total General Deuda Interna | | 3,729,236,746.25 | 1,398,613,223.25 | 82,813,975.07 | 58,162,478.91 | 5,268,826,423.48 |
| TOTAL DEUDA EXTERNA E INTERNA | | 3,734,708,629.48 | 1,402,246,402.65 | 82,813,975.07 | 58,162,478.91 | 5,277,931,486.11 |

FILE: INFORMES MENSUALES JUNIO /2017

ELT/

