



ESTADOS UNIDOS MICHIGAN  
 IMPRESA NACIONAL DE LITHOGRAFIA  
 ENL

DEPARTAMENTO DE RECURSOS FINANCIEROS

RESUMEN SERVICIO DEUDA VENCIDA PENDIENTE DE PAGO  
 AL 31 DE MARZO DEL 2017

(Cifras en Dolares)


CONCEPTO	PRINCIPAL	INTERESES	INTERESES MORATORIOS	COMISIONES	TOTAL
<b>PRESTAMOS DEUDA EXTERNA E INTERNA</b>					
GENERACION	120,435,805.31	50,389,521.73	3,176,193.34	1,827,863.39	175,829,323.77
DISTRIBUCION	4,795,046.74	2,111,364.65	149,603.06	-	7,056,014.44
TRANSACCION	31,201,085.17	5,860,304.29	206,604.88	297,626.59	37,525,630.70
OTROS	105,028.38	205,305.17	-	201,250.00	591,581.56
	<u>158,538,963.61</u>	<u>58,586,495.64</u>	<u>3,532,341.28</u>	<u>2,346,749.75</u>	<u>221,002,550.47</u>
<b>TOTAL DEUDA EXTERNA E INTERNA</b>	<b>158,538,963.61</b>	<b>58,586,495.64</b>	<b>3,532,341.28</b>	<b>2,346,749.75</b>	<b>221,002,550.47</b>

ELABORADO POR:

*[Handwritten Signature]*  
 DIRECTOR GENERAL  
 OFICINA CONTABLE

REVISADO POR:

*[Handwritten Signature]*  
 EDICION CONTROL  
 COORDINADORA DE SERVICIO DEUDA EXTERNA




DEPARTAMENTO DE RECURSOS FINANCIEROS  
SERVICIO DEUDA VENCIDA Y PENDIENTE DE PAGO  
AL 31 DE MARZO DEL 2017

(Cifras en Dólares)

INSTITUCION FINANCIERA	NUMERO PRESTAMO	PRINCIPAL	INTERESES	INTERESES MORATORIOS	COMISIONES	TOTAL
<b>DEUDA EXTERNA</b>						
<b>GENERACION</b>						
SUIZA						
SERV	CP V					
SERV	CP VI					
DNP	240052	233,387.31	154,988.37			388,365.68
<b>Total Deuda Externa</b>		<b>233,387.31</b>	<b>154,988.37</b>	<b>-</b>	<b>-</b>	<b>388,365.68</b>

<b>DEUDA INTERNA</b>						
<b>ERP</b>						
<b>GENERACION</b>						
<b>Multilaterales</b>						
IDA	0116-110	1,371,342.67	-	-	61,710.40	1,433,053.07
	0999-110	5,700,000.00	-	-	769,500.00	6,469,500.00
	2427-110	7,395,202.36	-	-	723,194.97	8,118,397.33
BIU	132756-110	25,054,675.42	3,782,328.88	-	-	28,837,004.30
<b>Sub-total Multilaterales</b>		<b>34,531,210.45</b>	<b>3,782,328.88</b>	<b>-</b>	<b>1,554,405.37</b>	<b>39,867,944.70</b>
<b>Club de pagos</b>						
Alemania						
KFV	19791059	2,908,545.95	465,044.21	-	-	3,373,590.16
	199105713	271,150.88	65,514.63	-	-	336,665.51
	19920204 - CP I	46,100.40	7,385.41	-	-	53,485.81
	19930204 - CP II	7,350.59	2,728.41	-	-	10,079.00
	19940204 - CP III	2,751.33	1,764.66	-	-	4,516.19
	19950204 - CP IV - V	-	29,676.68	-	-	29,676.68



DEPARTAMENTO DE RECURSOS FINANCIEROS  
SERVICIO DEUDA VENCIDA Y PENDIENTE DE PAGO  
AL 31 DE MARZO DEL 2017

(Cifras en Dólares)


INSTITUCIÓN FINANCIERA	NUMERO PRESTAMO	PRINCIPAL	INTERESES	INTERESES MORATORIOS	COMISIONES	TOTAL
HERMES	200065011 - CPV - T2	-	24.51	-	-	24.51
	200065011 - CPV - T3	13,457.53	154.56	-	-	13,712.09
	200065011 - CPV - T4	2,242.61	24.43	-	-	2,367.03
		3,252,907.89	566,997.51	-	-	3,819,905.40
	HERMES I	531,670.72	37,100.21	-	-	571,770.92
	HERMES CP II	1,862,301.11	1,162,006.90	-	-	3,024,908.01
	HERMES CP III	350,352.74	143,338.39	-	-	493,747.13
	HERMES CP IV	1,040,035.50	2,841,310.29	-	-	3,821,355.68
	HERMES Des. Capital CPV	17,723.27	48,740.51	-	-	66,069.78
	HERMES Sda. Capital CPV	210,589.02	23,261.54	-	-	234,290.57
HERMES Sda. Capital CPV	16,647.00	1,856.83	-	-	13,605.83	
	3,812,721.45	4,208,071.46	-	-	8,110,800.91	
FRANCA COFACE	CP I	433,003.85	16,591.88	-	-	454,595.53
	CP II	3,713,002.83	1,300,527.56	-	-	5,013,530.39
	CP IV	1,026,141.86	1,829,636.68	-	-	2,855,778.54
	CP IV - CAPITALIZACIÓN	213,971.64	13,579.09	-	-	227,472.65
	5,391,138.90	3,160,295.21	-	-	8,551,434.12	
ITALIA SACE	HONDO 1 (CP II)	304,389.26	50,601.11	-	-	354,990.37
	HONDO 2 (CP I)	6,642,502.82	906,026.49	-	-	7,148,529.31
	HONDO 3 (CP III)	1,191,310.15	134,882.81	-	-	1,326,192.96
	HONDO 4 (CP IV)	2,291,333.92	1,445,615.77	-	-	4,735,949.70
	HONDO (CP IV SDA CAPITAL)	205,820.90	8,996.35	-	-	214,776.85
	HONDO (CP IV SDA CAPITAL)	10,127.31	436.07	-	-	10,563.38
	11,743,484.01	3,146,918.60	-	-	14,292,002.61	
JANON ENIFRANCO JAPON	R1 - (CP I)	7,071,303.89	1,040,215.87	986,918.03	-	9,098,437.79
	R2 - (CP II)	7,453,400.32	1,535,635.05	185,797.56	-	9,174,833.74
	R3 - (CP III CAPITAL)	480,707.73	-	11,736.70	-	492,444.43
	R3 - (CP III)	743,694.61	216,215.26	23,343.16	-	1,005,439.03
	R4 - (CP III CAPITAL)	51,963.38	-	1,516.89	-	56,480.27
	R4 - (CP IV 2,000 MM)	7,415,575.13	4,720,371.06	37,039.19	-	12,172,985.38
	R4 - (CP IV 201 MM)	243,210.81	1,358,393.76	10,471.19	-	1,622,054.76



COMISIÓN DE LA  
FINANCIERA PÚBLICA

EMPRESA NACIONAL DE  
ENERGÍA ELÉCTRICA  
ENRE

DEPARTAMENTO DE RECURSOS FINANCIEROS  
SERVICIO DEUDA VENCIDA Y PENDIENTE DE PAGO  
AL 31 DE MARZO DEL 2017



(Cifras en Dólares)

INSTITUCION FINANCIERA	HUMERO PRESTAMO	PRINCIPAL	INTERESES	INTERESES MORATORIOS	COMISIONES	TOTAL
JBIC	RA - (CP IV 2da FASE)	614,009.53	158,795.38	45,035.71	-	817,840.62
	RA - (CP IV 2da FASE)	252,200.00	-	-	-	252,200.00
		19,396,415.65	9,049,137.30	1,286,513.24	-	29,691,766.28
	HD - R1	27,798,282.83	4,355,200.65	1,280,503.74	-	33,434,087.22
	HD - R2 (CP B)	6,098,561.31	1,055,087.84	232,320.04	-	7,385,969.19
	HD - R2 (CP B)	5,555,315.64	9,246,256.02	168,125.07	-	14,969,696.73
	HD - R3 (CP III)	158,121.21	1,211,628.88	24,285.48	-	1,394,035.57
	HD - R4 (CP IV)	-	10,107,286.57	191,658.81	-	10,298,945.38
		38,290,580.99	26,056,950.37	1,884,214.13	-	66,231,745.49
SURA SERV	SERV - CP II	2,764,995.81	71,954.03	-	-	2,836,949.84
	SERV - CP III	1,226,463.05	13,463.81	-	-	1,239,926.86
	SERV - CP IV	103,164.73	50,000.78	-	-	153,165.51
	SERV - O FENOMENOS CHV	6,264.00	162.11	-	-	6,426.11
		3,404,827.60	144,390.93	-	-	3,549,218.53
Sub total - Club de París		85,671,187.55	46,452,223.43	3,276,193.94	-	135,400,604.92
Total Generación ERP		220,202,408.00	60,234,552.36	3,276,193.94	3,331,405.37	287,044,559.67
<b>DISTRIBUCION</b>						
Multilaterales						
IBRD	916/SFHD	4,565,195.77	2,007,585.70	-	-	6,572,781.47
Bilaterales						
FRV	Arreglo de Pagos Nº 1 (RECOP. DEUDA)	229,930.97	13,705.86	240,603.05	-	484,240.88
Total Distribución ERP		4,795,126.74	2,021,291.56	240,603.05	-	5,057,021.35
<b>TRANSMISION</b>						
Multilaterales						
IDA	0301-410	1,682,134.56	-	-	104,082.40	1,786,216.96
Club de París						

DEPARTAMENTO DE RECURSOS FINANCIEROS  
SERVICIO DEUDA VENCIDA Y PENDIENTE DE PAGO  
AL 31 DE MARZO DEL 2017

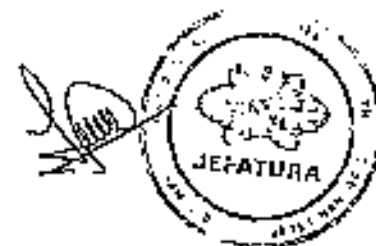
(Cifras en Dólares)

INSTITUCION FINANCIERA	NUMERO INSTRUMENTO	PRINCIPAL	INTERESES	INTERESES MORATORIOS	COMISIONES	TOTAL
Alemania XFW	10000004 - CPB	45,402.40	1,205.41	-	-	47,007.81
	10000006 - CPB	7,330.99	2,728.41	-	-	10,059.40
	10000009 - CPB	2,751.53	1,764.66	-	-	4,516.19
	20000011 - CPV - T1	-	81,110.03	-	-	81,110.03
	20000011 - CPV - T2	-	179.76	-	-	179.76
	20000011 - CPV - T4	5,792.99	66.04	-	-	5,859.03
			62,303.92	87,435.21	-	-
España KCI	01000001 (100000)	681,023.00	18,592.84	-	-	711,616.44
	PROGRAMA DE OBRAS DE RECONSTRUCCION	357,863.89	-	-	-	357,863.89
	01000010	1,552,804.76	260,209.80	-	-	1,913,104.65
	11000010 (CP I)	173,667.34	8,140.80	-	-	187,508.27
	11000020 (CP II)	1,605,847.27	920,602.72	-	-	2,526,450.99
	11000030 (CP III)	476,914.37	529,154.85	-	-	1,006,069.22
	11000041 (CP V)	-	205,500.11	-	-	205,500.11
		4,865,031.46	1,920,301.57	-	-	6,885,332.80
CESGE	CP I	165,050.49	4,584.31	-	-	169,634.87
	CP II	1,165,562.78	396,702.05	-	-	1,523,064.83
	CP III	538,880.56	5,800.57	-	-	546,810.13
	CP IV	37,046.73	1,617.85	-	-	38,864.57
	CP V - RECONSTRUCCION	300,586.47	56,584.17	-	-	397,330.64
	CP V - RECONSTRUCCION	3,577,740.25	200,005.41	-	-	3,777,829.66
	CP V - RECONSTRUCCION	233,724.61	51,527.77	-	-	288,252.38
	CP V - RECONSTRUCCION	2,241,521.97	186,605.52	-	-	2,428,127.49
	CP V - RECONSTRUCCION	4,571,349.36	625,347.89	-	-	5,196,697.22
			12,493,002.22	1,472,468.53	-	-
9th Int'l - Club de Paris		17,923,427.57	8,483,205.16	-	-	21,410,612.73
Bilateriales FIV	Arreglo de Pagos N° I (OBLIG. DEUDA)	205,626.84	12,337.61	13,789.73	-	351,754.18
	Arreglo de Pagos N° II (OBLIG. DEUDA)	207,815.07	5,401.53	72,815.15	-	386,031.75



DEPARTAMENTO DE RECURSOS FINANCIEROS  
SERVICIO DEUDA VENCIDA Y PENDIENTE DE PAGO  
AL 31 DE MARZO DEL 2017

(Cifras en Dólares)



INSTITUCION FINANCIERA	NUMERO PRESTAMO	PRINCIPAL	INTERESES	INTERESES MORATORIOS	COMISIONES	TOTAL
Sub total - Financieros		323,441.91	17,739.16	200,404.63	-	532,785.93
Total Tránsito - ERP		39,917,004.04	9,505,044.90	226,601.63	104,082.08	22,734,635.36
<b>OTROS</b>						
<u>Club de rotas</u>						
ESTADOS UNIDOS						
Estados Unidos	R-150 Q (CP II)	27,105.60	16,541.86	-	-	43,707.46
	R-244-Q (CP IV)	62,036.05	185,681.82	-	-	248,927.97
	R-244-Q (CP IV CAROLINA)	15,924.74	1,871.49	-	-	17,606.23
		105,066.39	204,105.17	-	-	310,331.56
Total Otros - ERP		105,066.39	204,105.17	-	-	310,331.56
Total Deuda Interna - ERP		145,019,485.17	56,098,166.49	3,532,341.28	1,658,487.45	206,269,480.39
<b>Deuda Interna Gobierno Central</b>						
<b>GENERACION</b>						
ETA JICA - CONV. SUBSIDIARIO	110-M	-	-	-	273,159.02	273,159.02
Total - Generación Gobierno Central		-	-	-	273,159.02	273,159.02
<b>DISTRIBUCION</b>						
<b>Banco Central de Honduras</b>						
<b>NOVEDAD FINANCIERA RECUPERACION DE PERIODOS FVFE - 2012 (APP) 2012</b>						
FIDUSA	(LPS) SIN INTERESES 0003-1	-	-	-	-	-
	(USD) SIN INTERESES 0003-2	-	-	-	-	-
		-	-	-	-	-
BASPAS	(LPS) SIN INTERESES 0005-1	-	-	-	-	-
Total Distribucion		-	-	-	-	-



EMPRESA NACIONAL DE  
ENERGIA ELÉCTRICA  
ENEE



DEPARTAMENTO DE RECURSOS FINANCIEROS  
SERVICIO DEUDA VENCIDA Y PENDIENTE DE PAGO  
AL 31 DE MARZO DEL 2017

(Cifras en Dólares)

DISTRIBUCION FINANCIERA	NUMERO PRESTAMO	PRINCIPAL	INTERESES	INTERESES MORATORIOS	COMISIONES	TOTAL
<b>TRANSMISION</b>						
<b>Banco Central de Honduras</b>						
<b>RD/OS FIDE/COMISO RECUPERACION DE PERDIDAS ENEE - 2013 (RFS-2013)</b>						
BANCO ATLANTIDA	(LPS) 15N11NENE1000053				-	
<b>CUENTA FID. DE CONTRAV. OF. HONDURAS - ESPAÑA</b>						
ICO	01030004.0 (030492)	5,548,008.98	465,100.36	-	-	6,013,109.35
	11030004.2 (CPV - Consol. Defensa)	3,148,176.61	219,303.21	-	-	3,367,480.83
	11030005.0 (CPV)	107,972.76	6,752.28	-	-	114,725.04
	01030114.0	450,769.88	153,796.35	-	-	604,566.23
		9,254,827.34	864,110.21	-	-	10,118,937.54
CTA. BID - CONV. SUBSIDIARIO	1534/SF-HO	253,415.10	497,561.93	-	-	1,191,477.41
	2016/EL-HO	1,275,638.31	205,006.42	-	-	2,081,644.73
	3103/EL-HO	-	253,680.73	-	53,211.45	936,201.20
	3435/EL-HO	-	18,591.70	-	80,342.83	91,934.53
		2,029,253.78	1,508,249.78	-	133,554.28	3,671,057.85
<b>Total Transmisión Gobierno Central</b>		<b>13,284,081.13</b>	<b>2,373,359.99</b>	<b>-</b>	<b>133,554.28</b>	<b>15,791,095.40</b>
<b>OTROS</b>						
CTA. FIDA - CONV. SUBSIDIARIO	4536-HN	-	-	-	281,250.00	281,250.00
<b>Total Otros Gobierno Central</b>		<b>-</b>	<b>-</b>	<b>-</b>	<b>281,250.00</b>	<b>281,250.00</b>
<b>Total Deuda Interna Gobierno Central</b>		<b>13,284,081.13</b>	<b>2,373,359.99</b>	<b>-</b>	<b>608,262.30</b>	<b>16,265,703.42</b>
<b>Total General Deuda Interna</b>		<b>13,284,081.13</b>	<b>2,373,359.99</b>	<b>-</b>	<b>608,262.30</b>	<b>16,265,703.42</b>
<b>TOTAL DEUDA EXTERNA E INTERNA</b>		<b>156,936,963.61</b>	<b>58,505,495.84</b>	<b>3,532,341.28</b>	<b>2,346,749.75</b>	<b>221,002,550.47</b>

ENCUADRE DE CUENTAS FINANCIERAS 2017

177