



# ENEE

## MEMORANDO DDC 1059-X-2024

**PARA:** Abog. Denia Cerrato  
Jefe de Unidad de Transparencia y Lucha Contra la Corrupción


**DE:** Departamento de Contabilidad


**ASUNTO:** Balance General mes de julio de 2024

**FECHA:** 18 de octubre de 2024

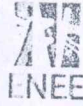
Por medio de la presente se adjunta **Balance General** correspondiente al **mes julio de 2024** de la Empresa Nacional de Energía Eléctrica (ENEE), para que sea publicado en el Portal de Transparencia.

Atentamente,

  
**Lic. Melvin Alemán**  
Jefe Departamento de Contabilidad



- Archivo
- ME/GIF

TRANSPARENCIA Y LUCHA CONTRA LA CORRUPCIÓN	
	18 OCT 2024
<b>RECIBIDO</b>	
NOMBRE: <u>Javier</u>	HORA: <u>7:52</u>



Departamento de Contabilidad  
CCG, Edificio Cuerpo Bajo C. 6to.piso  
Tegucigalpa M.D.C. Honduras C.A.



**EMPRESA NACIONAL DE ENERGIA ELECTRICA**  
BALANCE DE SITUACION FINANCIERA CONDENSADO  
AL 31 DE JULIO DE 2024 (Cifras expresadas en Lempiras)

ACTIVOS Y OTROS DEBITOS				PATRIMONIO, PASIVO Y OTROS CREDITOS			
DESCRIPCION	JULIO 2024	JULIO 2023	DIFERENCIA	DESCRIPCION	JULIO 2024	JULIO 2023	DIFERENCIA
<b>1. Activo</b>				<b>2. PATRIMONIO Y PASIVO</b>			
<b>Activo Corriente</b>				<b>21. Patrimonio Neto</b>			
111. Disponibilidades	3,327,342,859.06	2,410,651,552.79	916,691,306.27	Resultado Pérdida acumulada del ejercicio	-5,076,607,463.33	-3,392,415,506.70	-1,684,191,956.63
113. Cuentas y Documentos por cobrar	16,266,686,586.13	16,869,341,714.71	-602,655,128.58	316. Déficit acumulado	-82,892,939,851.13	-76,204,043,662.38	-6,688,896,188.75
<b>Total Activo Corriente</b>	<b>19,594,029,445.19</b>	<b>19,279,993,267.50</b>	<b>314,036,177.69</b>	312. Transferencias de capital recibidas	15,480,825,489.38	13,511,841,756.27	1,968,983,733.11
<b>Activo No Corriente</b>				313. Revaluación de Activos	4,384,234,000.00	4,384,234,000.00	-
115. Materiales y Suministros	1,103,596,491.12	668,474,467.09	435,122,024.03	314. Condonación de la Deuda	1,536,846,990.19	1,536,846,990.19	-
112. Inversiones Financieras	168,195,100.00	165,833,368.03	2,361,731.97	315. Aporte de Organismos Internacionales	23,714,442.35	23,714,442.35	-
116. Otros activos	108,339,348.53	72,882,841.77	35,456,506.76	Capital Propio	1,721,121,046.87	1,721,121,046.87	-
<b>Total Activo No Corriente</b>	<b>1,380,130,939.65</b>	<b>907,190,676.89</b>	<b>472,940,262.76</b>	<b>Total Patrimonio</b>	<b>-64,822,805,345.67</b>	<b>-58,418,700,933.40</b>	<b>-6,404,104,412.27</b>
<b>Propiedad, Planta y Equipo</b>				<b>Pasivo</b>			
190. En Servicio Neto	5,877,123,933.92	6,077,272,204.20	-200,148,270.28	Pasivo corriente	39,886,131,017.77	36,299,847,611.69	3,586,283,406.08
170. En Construcción	17,442,969,604.34	16,542,329,036.77	900,640,567.57	211. Cuentas por pagar proveedores	23,907,698,808.64	18,519,239,693.35	5,388,459,115.29
<b>Total Propiedad, Planta y Equipo</b>	<b>23,320,093,538.26</b>	<b>22,619,601,240.97</b>	<b>700,492,297.29</b>	212. Deuda Externa e interna de corto plazo	1,282,959,247.99	5,726,780,196.72	-4,443,820,948.73
<b>Activos a Largo Plazo</b>				213. Deuda Externa e interna de corto plazo Mora	6,463,126,712.91	5,725,283,550.25	737,843,162.66
Descuento Refinanciamiento Bonos	-	-	0.00	214. Intereses por pagar deuda externa e interna CP	669,452,135.02	496,244,701.54	173,207,433.48
Otros Documentos por cobrar	-	-	0.00	215. Intereses por pagar deuda externa e interna	7,562,894,113.21	5,832,299,469.83	1,730,594,643.38
Activos Diferidos	24,068,849.24	27,049,246.60	-2,980,397.36	<b>Pasivo a Largo Plazo</b>	<b>69,254,997,100.24</b>	<b>64,952,687,753.67</b>	<b>4,302,309,346.57</b>
<b>Total activo a Largo Plazo</b>	<b>24,068,849.24</b>	<b>27,049,246.60</b>	<b>-2,980,397.36</b>	221. Deuda externa e interna Largo Plazo	63,580,762,906.81	59,489,797,791.03	4,090,965,115.78
<b>Suma El activo</b>	<b>44,318,322,772.34</b>	<b>42,833,834,431.96</b>	<b>1,484,488,340.38</b>	223. Otros documentos por pagar	889,592.21	100,889,592.21	-100,000,000.00
				224. Depósitos de abonados	924,406,750.33	713,860,823.70	210,545,926.63
				226. Pasivo Laboral por pagar	990,226,414.51	911,517,609.58	78,708,804.93
				231. Otros Pasivos	3,758,711,436.38	3,736,621,937.15	22,089,499.23
				<b>Total Pasivo</b>	<b>109,141,128,118.01</b>	<b>101,252,535,365.36</b>	<b>7,888,592,752.65</b>
				<b>Suma El Pasivo y Patrimonio</b>	<b>44,318,322,772.34</b>	<b>42,833,834,431.96</b>	<b>1,484,488,340.38</b>

**Lic. Melvin Alemán**  
Jefe Departamento de Contabilidad



**Lic. Ana Lourdes Aguilar**  
Sub- Gerente de Finanzas Corporativas



**Ing. Erick M. Tejada Carbajal**  
Gerente General



Posición	Texto p.posición balance/PyG	Jul-24	Jul-23	Desv.abs.	Desv.rel.
7	1. Activo				
8	ACTIVO CORRIENTE				
9	1112012206 MANEJO INTEGRAL LAGO DE YOJOA FONDO EXTERNO DOLAR	231.2	231.2	0	0
9	1112101201 TRANSMISION DOLARES	0	627,560.30	-627,560.30	-100
9	1112111201 GERENCIA CENTRAL-DÓLARES	90,986,173.89	10,974,254.18	80,011,919.71	729.1
9	1112111202 GENERACION ENERGIA ELECTRICA DOLARES	1,983,074.94	7,022,246.15	-5,039,171.21	-71.8
9	1112111203 Apoyo Integración al Mercado Eléctrico Regional	8,661.80	8,661.80	0	0
9	1112111204 GENERACION EUROS	255,551.14	255,551.14	0	0
9	1112111207 GERENCIA CENTRAL EUROS	26,355.30	26,355.30	0	0
9	1112111209 JICA HO-P-6 FORT COMP Hidroeléctric CAÑAVERAL Y RI	6,804,862.92	0	6,804,862.92	
9	1112111333 CUENTA UNICA MONEDA EXTRA	1.73	1.72	0.01	0.6
9	1112111802 LIBRETA GERENCIA 10 EUROS	352,575.63	348,553.85	4,021.78	1.2
9	1112112106 AP PRO NAC TRANSMISION E E DOLARES FONDO EXT4598	709,240,944.75	0	709,240,944.75	
9	1112112203 APOY DES SOST ENERGIA RENOV EN HONDURAS DOLARES	-5.57	0	-5.57	
9	1112112205 PROG ELECT RURAL LUGARES AISLADOS DOLARES	3,121,006.45	0	3,121,006.45	
9	1112121101 GERENCIA ADMINISTRATIVA DE FONDOS BCH	23,848,836.38	0	23,848,836.38	
9	1112171202 GERENCIA DE DISTRIBUCION RECURSOS PROPIOS DOLARES	4,595,182.00	14,025,236.63	-9,430,054.63	-67.2
9	1112171301 VALORES GUBERNAMENTALES ENEE DOLARES	2,121,809.72	0	2,121,809.72	
9	1112201101 ACTIVOS PROGRAMA NACIONAL REDUCCION PERDIDAS	693,193,939.15	1,612,616,912.20	-919,422,973.05	-57
9	1112201206 ELECTRIFICACION RURAL CONVENIO 1584	1,500,000.00	0	1,500,000.00	
9	1112201301 TRANSMISION ENERGIA ELECTRIC-CREDITO INTERNO	21,000.00	21,000.00	0	0
9	1112202105 GERENCIA ELECTRIC RURAL CREDITO EXTERNO M.N.	500,000.00	0	500,000.00	
9	1112211058 Cuenta Puente BCH-ENEE 3230001000006-8	15,807,336.00	15,807,336.00	0	0
9	1112211185 LIBRETA INGRESOS BANCO CENTRAL DE HONDURAS	-44,689,406.15	2,659,093.09	-47,348,499.24	-1,780.60
9	1112211203 GERENCIA CENTRAL FONDOS PRO	65,622,583.19	54,004,041.04	11,618,542.15	21.5
9	1112211205 PROY MEJORAM EFIC DEL SECTOR ENERGIA PROMEF/IDA	5,000,000.00	0	5,000,000.00	
9	1112211206 TRANSMISION ENERGIA FONDOS PROPIOS	1,850,352.33	3,114,379.80	-1,264,027.47	-40.6
9	1112211290 REHAB Y REPOTENCIAC CAÑAVERAL RIO LIN BID 3435 CON	-430,206.95	267,325.54	-697,532.49	-260.9
9	1112212105 REHAB. Y REPONTEC. COMP. HIDRO. CAÑAVERAL RIO LIND	5,971,551.54	1,400,000.15	4,571,551.39	326.5
9	1112212106 AP PRO NAC TRANSMISION E E LEMPIRAS FONDOS EX 4598	301,735.01	1,449,627.05	-1,147,892.04	-79.2
9	1112212109 RENOV CENTRAL HID FCO MORAZANP/FAC INT ENERG F EXT	-0.04	0	-0.04	
9	1112212203 APOY DES SOST ENERGIA RENOV EN HONDURAS LEMPIRAS	0	0.33	-0.33	-100
9	1112212205 PROG ELECT RURAL LUGARES AISLADOS LEMPIRAS	460,266.06	0	460,266.06	
9	1112212502 CAMPAÑA DE AHORRO DE ENERGIA	75,762.32	0	75,762.32	
9	1112216121 SUB-GERENCIA NOR-OCCIDENT	286,350.00	126,270.00	160,080.00	126.8
9	1112219121 GENERACION ENERGIA ELECT F	29,397,994.27	6,466,457.54	22,931,536.73	354.6
9	1112221101 FONDOS APOYO BCH PARA TRANSMISION	163,200,852.20	24,320.00	163,176,532.20	670,956.10
9	1112221202 RECAUD INGRESOS POR RETENCION	355,412.51	0.2	355,412.31	*7706155.0
9	1112221206 AP PRO NAC TRANSMISION E E LEMPIRAS FONDO PRO 4598	3,268.46	9,796.56	-6,528.10	-66.6
9	1112271101 GERENCIA DE DISTRIBUCION TESORO GENERAL REPUBLICA	88,959.92	27,000.00	61,959.92	229.5
9	1112271201 SUBGERENCIA NOROCCIDENTE - FONDOS PROPIOS	48,933.78	0	48,933.78	
9	1112271202 SUBGERENCIA CENTRO SUR - FONDOS PROPIOS	45,079.61	44,164.61	915	2.1
9	1112271203 SUBGERENCIA LITORAL ATLANTICO - FONDOS PROPIOS	154,042.87	182,949.87	-28,907.00	-15.8
9	1112271204 GERENCIA DE DISTRIBUCION RECURSOS PROPIOS	30,072,525.11	8,595,797.58	21,476,727.53	249.9
9	1112271302 SUBGERENCIA CENTRO SUR - CREDITO INTERNO	439,809.61	40	439,769.61	1099424
9	1112271303 SUBGERENCIA LITORAL ATLANTICO - CREDITO INTERNO	42	42	0	0
9	1112281205 Electrificación Rural BCIE 2038	1,000,000.00	0	1,000,000.00	
9	1112291202 CONVENIO LINEA DE CREDITO ICBC EN LEMPIRAS	3,864,049.62	3,864,049.62	0	0
9	1112292201 CONV GOB CHINA (TAIWAN) Y GOB HONDURAS LEMPIRAS	1,092,925.29	392.75	1,092,532.54	278,175.10
9	1112300000 Instituciones Financieras Recaudadoras	594,196,334.54	661,926,614.23	-67,730,279.69	-10.2
9	1112320000 Cooperativas	2,803,410.89	4,144,248.95	-1,340,838.06	-32.4
9	1112500206 RECAUDACION 47.76% SISTEMA BANCARIO NIVEL NACIONA	437,611,685.42	-23.74	437,611,709.16	*3351765.6
9	1112511000 AGENTE FIDUCIARIO FICOHSA	385,670,047.01	0.53	385,670,046.48	*7933298.1
9	1112533000 AGENTE FIDUCIARIO BANCO LAFISE	40,381,223.15	-185,751.40	40,566,974.55	21,839.40
9	1112610301 PROYECTOS ENERGIA RENOV M N	250,967.18	770,062.17	-519,094.99	-67.4
9	1112610900 APOYO A LA INTEG. DE HONDURAS	0	0.06	-0.06	-100
9	1112611102 PROYECTO ENERGIA RENOV DOLARES 08010011102	-2,396.04	0	-2,396.04	
9	1112710500 ELECTRURAL CONVENIO 1612	85,000.00	0	85,000.00	
9	1112810000 Efectivo en Transito	47,766,166.92	26,753.79	47,739,413.13	178,439.80
9		3,327,342,859.06	2,410,651,552.79	916,691,306.27	38
10	1131111000 CXC Abonad Residenciales Centro Sur	3,978,943,457.33	3,775,321,805.98	203,621,651.35	5.4
10	1131112000 CXC Abonad Residenciales Nor Occidente	4,763,077,818.27	4,515,993,068.69	247,084,749.58	5.5
10	1131113000 CXC Abonad Residenciales Atlántico	1,266,577,628.81	1,148,564,543.56	118,013,085.25	10.3
10	11311121000 CXC Abonad Industriales Centro Sur	309,122,704.55	303,958,117.83	5,164,586.72	1.7
10	1131122000 CXC Abonad Industriales Nor Occidente	259,178,058.25	209,898,235.65	49,279,822.60	23.5
10	1131123000 CXC Abonad Industriales Atlántico	9,564,397.03	9,460,364.41	104,032.62	1.1
10	1131131000 CXC Abonad Comerciales Centro Sur	1,611,603,393.02	1,575,632,896.29	35,970,496.73	2.3
10	1131132000 CXC Abonad Comerciales Nor Occidente	1,395,656,388.71	1,408,689,034.18	-13,032,645.47	-0.9
10	1131133000 CXC Abonad comerciales Atlántico	354,011,999.30	341,043,895.75	12,968,103.55	3.8
10	1131211000 CXC Sec Publico AbonadGob Central Centro Sur	517,410,228.03	646,546,984.00	-129,136,755.97	-20
10	1131212000 CXC Sec Publico AbonadGob Central Nor Occidente	285,371,100.23	315,992,397.22	-30,621,296.99	-9.7
10	1131213000 CXC Sec Publico AbonadGob Central Atlántico	132,201,373.67	178,629,709.19	-46,428,335.52	-26
10	1131221000 CXC Abonad Sec P Inst Desc y Emp Pub Centro Sur	1,966,809,678.96	1,884,270,707.42	82,538,971.54	4.4
10	1131222000 CXC Abonad Sec P Inst Desc y Emp P Nor Occidente	512,277,740.92	424,292,760.82	87,984,980.10	20.7
10	1131223000 CXC Abonad Sec P Inst Desc y Emp Pub Atlántico	376,806,636.24	333,962,290.68	42,844,345.56	12.8
10	1131231000 CXC Abonad Municipalidades Sec Publico Centro Sur	405,165,993.21	356,336,944.06	48,829,049.15	13.7
10	1131232000 CXC Abonad Municipalidades Sec P Nor Occidente	456,373,167.03	561,003,217.47	-104,630,050.44	-18.7
10	1131233000 CXC Abonad Municipalidades Sec Publico Atlántico	4,676,881.82	9,180,250.90	-4,503,369.08	-49.1
10	1131242000 CXC SubsídiosGob de Honduras Nor Occidente	-85,796.72	0	-85,796.72	
10	1131244000 CXC Subsidio Abonados Consumo hasta 75 HWH	271,826,463.89	273,974,757.39	-2,148,293.50	-0.8
10	1131251000 SUBSIDIO JUNTAS DE AGUA	1,287,476,384.54	970,110,796.72	317,365,587.82	32.7
10	1131280000 CXC GOBIERNO CENTRAL POR DECRETO 77 - 2015	43,687,958.75	40,412,618.57	3,275,340.18	8.1
10	1131290000 CXC Bono Gob.Abonad. Resid 2018-2019 (0-300 KWH)	542,227,603.10	542,446,647.85	-219,044.75	0
10	1131291000 CXC Bono Gobierno 2021 Abonados (≤ 350 KWH)	380,414,645.17	380,560,975.70	-146,330.53	0
10	1131350000 CXC DEC. 94-2015 PARA VIDA MEJOR	15,421,552.70	10,832,447.11	4,589,105.59	42.4
10	1131360000 CXC CONDONACIÓN INTERESES DGE 14-2016	107,096.68	107,096.68	0	0
10	1131370000 CXC DECRETO 35-2016 CONDONACIÓN	82,128.08	82,128.08	0	0
10	1131380000 CXC DECRETO 13-2016 EXONERACIÓN	259,367,253.56	212,447,909.48	46,919,344.08	22.1
10	1131390000 CXC DECRETO 171-2016 ORFANATO EMMA	19,819,690.15	15,763,613.58	4,056,076.57	25.7
10	1131400000 CXC DECRETO 265-2002 ORFA LEACH SC	1,389,866.02	1,119,078.74	270,787.28	24.2
10	1131410000 CXC DECRETO 51-2018 BORRON Y CUENTA NUEVA	626,627,555.28	626,627,555.28	0	0



EMPRESA NACIONAL DE ENERGIA ELECTRICA  
**ESTADO DE SITUACION FINANCIERA**  
SALDOS AL 31 DE JULIO DE 2024 (CIFRAS EXPRESADAS EN LEMPIRAS)

Posición	Texto p.posición balance/PyG	Jul-24	Jul-23	Desv.abs.	Desv.rel.
10	1131420000 CXC CONDONACION INTERESES DGE 129-2017	73,045,570.91	73,045,570.91	0	0
10	1131430000 CXC DECRETO 02-2013 BONO BASILICA DE SUYAPA	13,680,547.06	10,673,744.22	3,006,802.84	28.2
10	1131440000 CXC DESCUENTO TERCERA EDAD	1,653,767,179.95	1,300,061,568.02	353,705,611.93	27.2
10	1131450000 CXC DESCUENTO ASILO DE ANCIANOS	28,500,084.09	19,385,364.46	9,114,719.63	47
10	1131460000 CXC AMNISTIA DECRETO 171-2019	279,844,876.11	279,844,876.11	0	0
10	1131470000 CXC CONDONACION DECRETO 171-2019	412,272,197.34	412,272,197.34	0	0
10	1131480000 CXC Condonación deuda a CONAPID decreto 31-2017	1,551,523.92	971,233.59	580,290.33	59.7
10	1131490000 CXC Condonación Decreto 95-2019 Mercados SPS	45,785,860.49	0	45,785,860.49	
10	1131510000 CxC SUBSIDIO DECRETO-2-2022 (CONSUMO <= A 150 KWH)	382,308,742.56	324,956,232.18	57,352,510.38	17.6
10	1131520000 CxC SUBS. REINT. Y AJUSTE CAMBIO DE TARIFA AÑO2022	816,506,414.18	717,388,340.47	99,118,073.71	13.8
10	1132411100 Faltantes por Cobrar Manejo inventarios en Proceso	4,048,792.68	4,049,336.67	-543.99	0
10	1133110000 Faltantes por Cobrar Por manejo de inventarios	51,888,304.93	51,888,304.93	0	0
10	1133320000 Varias cuentas por cobrar	15,615,000.77	15,615,000.77	0	0
10	1133332000 CXC Servicios de Administracion de Rentas (SAR)	54,904,929.32	54,904,929.32	0	0
10	1133355000 Reserva Prestamo Ficocha Revolvente	37,431,512.45	37,431,512.45	0	0
10	1133356000 Embargos Cuentas ENEE/ Juzgados	59,514,614.52	59,514,614.52	0	0
10	1133357000 CTAS./COBRAR FICOSHA PTMO. BCO. OCCIDENTE	34,106,848.08	34,106,848.08	0	0
10	1133361000 Faltante o reparo Materiales Tegucigalpa	13,808,844.65	13,808,844.65	0	0
10	1133362000 Faltante o reparo Materiales Centro Sur	3,001,807.68	3,001,807.68	0	0
10	1133363000 Faltante o reparo materiales Noroccidente	-468,053.85	-397,484.49	-70,569.36	-17.8
10	1133365200 Faltante Recaudacion Banco Atlantida	31,249,999.91	31,249,999.91	0	0
10	1133371000 Plan medico empleados Tegucigalpa	121,786.69	222,983.79	-101,197.10	-45.4
10	1133460000 Desembolsos por Cobrar Prestamos BID	236,088,710.84	1,036,454,046.27	-800,365,335.43	-77.2
10	1133463000 Desembolsos por Cobrar SF-China Taiwan	102,055,885.30	102,055,885.30	0	0
10	1133510000 Otras Cuentas X Cobrar Inst. Nicaraguense Energia	247,964,675.01	247,964,675.01	0	0
10	1133520000 Otras cuentas por cobrar IHRE Panama	1,073,760.91	1,073,760.91	0	0
10	1133530000 Otras cuentas por cobrar Roatan Elect Company	26,157,458.45	26,157,458.45	0	0
10	1133540000 Otras cuentas por cobrar EPR SIEPAC BID 2016/BL-HO	82,084,966.87	84,791,685.00	-2,706,718.13	-3.2
10	1133550000 Otras cuentas por cobrar Standard Fruit Cia	88,963,304.96	88,963,304.96	0	0
10	1133570000 Otras C X C Agencia Aduanera Ferrocarril Nacional	619,072.63	619,072.63	0	0
10	1133630000 Retenc. Recaudacion Comisión 1% a B.C.H.Bco. Atlán	743,674.17	743,674.17	0	0
10	1133740000 Reser Capital e Intereses Ptmo. Sindicalizado Bco.	13,633,530.19	13,633,530.19	0	0
10	1133750000 PTAMO SINDICADO II (2018) - LPS. 6,500.0 MILLONES	324,841,186.68	360,847,078.93	-36,005,892.25	-10
10	1133760000 Reserva Prestamo \$26.4 MM Banco Ficocha	-83,067,055.03	-83,067,055.03	0	0
10	1133770000 DESCUENTOS OTORGADOS EN EMISION DE BONOS VGE - 201	3,412,529.64	5,519,413.01	-2,106,883.37	-38.2
10	1133780000 DESCUENTO OTORGADO EN VTA DE BONOS VGE -2020	16,235,755.36	21,842,196.68	-5,606,441.32	-25.7
10	1133790000 DESCUENTO OTORGADO EN VTA DE BONOS VGE -2021	2,217,522.91	2,937,882.46	-720,359.55	-24.5
10	1133800000 DESCTO S/VGE - 2021 ISIN 103-1 Y 109-8	143,102,452.89	153,538,818.34	-10,436,365.45	-6.8
10	1133900000 DESCTO S/VGE-2023 ISIN 1205 Y 1163	103,089,740.78	0	103,089,740.78	
10	1134110000 Prv para Cta de Dudoso Cobro Abonad residenciales	-7,917,790,505.51	-6,557,498,081.47	-1,360,292,424.04	-20.7
10	1134120000 Prv para Cta de Dudoso Cobro Abonad industriales	-66,629,158.08	-54,359,315.51	-12,269,842.57	-22.6
10	1134130000 Prv para Cta de Dudoso Cobro Abonad comerciales	-3,372,529,517.97	-3,197,002,758.55	-175,526,759.42	-5.5
10	1134140000 Prv para Cta Dudoso cobro Inst Nica de Energia	-247,964,675.01	-247,964,675.01	0	0
10	1134150000 Prv para cta Dudoso cobro IRHE Panama	-1,073,760.91	-1,073,760.91	0	0
10	1134160000 Prv para Cta Dudoso cobro Roatan Elect Company	-26,157,458.45	-26,157,458.45	0	0
10	1134180000 Prv para Cta Dudoso cobro Estándar Fruit Company	-88,963,304.96	-88,963,304.96	0	0
10	1134220000 Provisión Intereses x Contrato Deuda de Energia	-86,961,089.83	-214,742,717.48	127,781,627.65	59.5
10	1134230000 Reserva Comisión Garantía Bancaria	26,578,640.30	26,578,640.30	0	0
10	1134240000 Reserva Sobregiro	42,342,026.95	42,342,026.95	0	0
10	1134250000 Reserva Reembolso de Inversión 2do. Año.	234,384,101.93	211,834,101.93	22,550,000.00	10.6
10	1134260000 Reserva Mano de Obra 2do. Año.	242,066,387.06	242,066,387.06	0	0
10	1136110000 Anticipo a proveedores nacionales	722,438.35	6,360,613.91	-5,638,175.56	-88.6
10	1136120000 Anticipos a proveedores xEtranjeros	128,315,009.37	128,315,009.37	0	0
10	1136911000 Anticipo para Gst de Viaje Centro Sur Permanente	55,550.45	55,550.45	0	0
10	1136912000 Anticipo para Gst de Viaje Nor Occidente Perm	157,596.87	161,785.37	-4,188.50	-2.6
10	1136913000 Anticipo para Gastos de Viaje Atlántico Permanente	46,475.00	46,475.00	0	0
10	1136914000 Anticipo para Gst de Viaje Centralizada Permanente	129,747.75	131,427.75	-1,680.00	-1.3
10	1136921000 Anticipo para Gst de Viaje Centro Sur Temporal	23,509.27	23,509.27	0	0
10	1136922000 Anticipo para Gst de Viaje Nor Occidente Temporal	325,395.36	330,310.36	-4,915.00	-1.5
10	1136923000 Anticipo para Gastos de Viaje Atlántico Temporal	-2,712.50	-2,712.50	0	0
10	1136924000 Anticipo para Gst de Viaje Centralizada Temporal	195,527.69	195,527.69	0	0
10	1137100000 Anticipo para Gastos Varios	24,520,759.42	17,331,032.00	7,189,727.42	41.5
10	TOTAL ACTIVO CORRIENTE	19,594,029,445.19	19,279,993,267.50	314,036,177.69	1.6
21	ACTIVO NO CORRIENTE				
11	1151000000 Inventario Materiales y Suministros	310,188,956.81	202,595,928.43	107,593,028.38	53.1
11	1152000000 Inventario Materiales y suministros de proyectos	54,908,992.75	45,433,544.88	9,475,447.87	20.9
11	1153000000 Inventario Repuestos	286,591,556.97	261,187,229.87	25,404,327.10	9.7
11	1154000000 Inventario Repuestos de Proyectos	19,536,908.24	19,614,699.74	-77,791.50	-0.4
11	1155100000 Inventario combustibles de uso General	591,058,437.75	12,112,187.08	578,946,250.67	4,779.90
11	1155300000 Inventario Combustible de Generacion	-157,262,265.11	146,039,272.02	-303,301,537.13	-207.7
11	1156100000 Gastos y costos X pedidos de materiales y sum	16,299,246.65	0	16,299,246.65	
11	1158200000 PROVISION POR OBSOLECENCIA DE INVENTARIOS	-17,725,342.94	-18,508,394.93	783,051.99	4.2
11	TOTAL ACTIVO NO CORRIENTE	1,103,596,491.12	668,474,467.09	435,122,024.03	65.1
12	1121310000 ACCIONES Y VALORES EMPRESA Propietaria de la RED	160,769,050.00	159,752,450.00	1,016,600.00	0.6
12	1121320000 ACCIONES Y VALORES REDCA	7,426,050.00	6,080,918.03	1,345,131.97	22.1
12	TOTAL ACTIVO NO CORRIENTE	168,195,100.00	165,833,368.03	2,361,731.97	1.4
13	1161260000 Cuentas por Cobrar Anticipo Gastos de Organización	1,250,000.00	1,250,000.00	0	0
13	1162210000 Depósitos en Garantía al MER	107,089,348.53	71,632,841.77	35,456,506.76	49.5
13	TOTAL ACTIVO NO CORRIENTE	108,339,348.53	72,882,841.77	35,456,506.76	48.6
25	PROPIEDAD, PLANTA Y EQUIPO	1,380,130,939.65	907,190,676.89	472,940,262.76	52.1
14	1311000000 Costo Histórico Terrenos	509,211,480.64	509,211,480.64	0	0
14	1312000000 Revalúo de Terrenos	41,439,412.79	41,439,412.79	0	0
14	1321000000 Costo Histórico Edificios	139,428,387.04	139,428,387.04	0	0
14	1322000000 Revalúo de Edificios	205,245,859.71	205,245,859.71	0	0
14	1329100000 Depreciación Costo Histórico Edificios	-96,355,000.52	-93,953,512.73	-2,401,487.79	-2.6
14	1329200000 Depreciación Revaluación Edificios	-124,129,498.24	-120,721,639.56	-3,407,858.68	-2.8
14	1341110000 Costo Histórico Generacion Hidrica el Cajon	1,692,206,230.52	1,692,206,230.52	0	0
14	1341120000 Costo Revaluado Generacion Hidrica el Cajon	16,522,041,260.68	16,522,041,260.68	0	0
14	1341131000 Depreciación Costo Histórico Central El Cajón	-1,245,116,850.97	-1,219,862,482.18	-25,254,368.79	-2.1



EMPRESA NACIONAL DE ENERGIA ELECTRICA  
**ESTADO DE SITUACION FINANCIERA**  
SALDOS AL 31 DE JULIO DE 2024 (CIFRAS EXPRESADAS EN LEMPIRAS)

Posición	Texto p.posición balance/PyG	Jul-24	Jul-23	Desv.abs.	Desv.rel.
14	1341132000 Depreciación Revaluación Central El Cajón	-16,230,250,212.06	-16,179,621,957.04	-50,628,255.02	-0.3
14	1341210000 Costo Histórico Central Eléctrica Patuca III	4,247,962.00	20,585.00	4,227,377.00	20,536.20
14	1341231000 Depreciación Costo Histórico Patuca III	-13,135.85	-424.57	-12,711.28	-2,993.90
14	1341310000 Costo Histórico Cañaverall	595,396,977.64	595,073,251.48	323,726.16	0.1
14	1341320000 Costo Revaluado Cañaverall	5,829,787,670.77	5,829,787,670.77	0	0
14	1341331000 Depreciación Costo Histórico Cañaverall	-588,842,555.11	-588,792,999.27	-49,555.84	0
14	1341332000 Depreciación Revaluación Cañaverall	-5,771,489,794.17	-5,771,489,794.17	0	0
14	1341410000 Costo Histórico El Nispero	118,098,851.76	118,098,851.76	0	0
14	1341420000 Costo Revaluado El Nispero	1,156,542,888.24	1,156,542,888.24	0	0
14	1341431000 Depreciación Costo Histórico El Nispero	-116,834,023.04	-116,832,900.20	-1,122.84	0
14	1341432000 Depreciación Revaluación El Nispero	-943,862,906.44	-929,736,561.28	-14,126,345.16	-1.5
14	1341510000 Costo Histórico Santa María del Real	3,393,548.14	3,393,548.14	0	0
14	1341520000 Costo Revaluado Santa María del Real	33,044,082.50	33,044,082.50	0	0
14	1341531000 Depreciación acumulada Costo Hist Santa María Real	-2,816,732.71	-2,780,047.93	-36,684.78	-1.3
14	1341532000 Depreciación Revaluación Santa María del Real	-32,713,641.68	-32,713,641.68	0	0
14	1342310000 Costo histórico Planta Térmica La Ceiba	106,903,241.94	106,903,241.94	0	0
14	1342320000 Costo Revaluado Planta Térmica La Ceiba	614,047,064.52	614,047,064.52	0	0
14	1342331000 Depreciación Cst H Planta Térmica La Ceiba	-105,621,940.63	-105,592,607.52	-29,333.11	0
14	1342332000 Depreciación Revaluación Planta La Ceiba	-607,906,590.61	-607,906,590.61	0	0
14	1351100000 Costo histórico Líneas y Siss de Transmisión	1,583,103,246.04	1,583,103,246.04	0	0
14	1351200000 Costo Revaluado Líneas y Siss de Transmisión	4,410,342,527.11	4,410,342,527.11	0	0
14	1351310000 Depreciación Cst H Líneas y Siss de Transmisión	-1,424,712,757.64	-1,405,049,659.86	-19,663,097.78	-1.4
14	1351320000 Depreciación Rev Líneas de Transmisión Nacional	-4,139,373,406.40	-4,117,786,643.03	-21,586,763.37	-0.5
14	1353100000 Costo Histórico Sub Estaciones	1,062,396,037.29	1,024,623,143.15	37,772,894.14	3.7
14	1353200000 Costo Revaluado Sub Estaciones	2,884,052,899.40	2,884,052,899.40	0	0
14	1353310000 Depreciación Costo Histórico Sub Estaciones	-765,177,306.27	-746,023,229.43	-19,154,076.84	-2.6
14	1353320000 Depreciación Revaluación Sub Estaciones	-2,377,771,099.69	-2,340,527,983.73	-37,243,115.96	-1.6
14	1361100000 Costo Histórico Sistemas de Despacho	121,695,832.45	121,695,832.45	0	0
14	1361200000 Costo Revaluado Sistemas de Despacho	345,318,932.34	345,318,932.34	0	0
14	1361310000 Depreciación Costo Histórico Sistemas de Despacho	-116,223,552.40	-113,608,400.11	-2,615,152.29	-2.3
14	1361320000 Depreciación Revaluación Sistemas de Despacho	-337,907,252.12	-337,298,253.52	-608,998.60	-0.2
14	1362100000 Costo Histórico Siss de Distribución	6,864,862,525.34	6,864,862,525.34	0	0
14	1362200000 Costo Revaluado Siss de Distribución	7,898,585,008.56	7,898,585,008.56	0	0
14	1362310000 Depreciación Costo Histórico Siss de Distribución	-6,462,685,702.32	-6,354,593,894.30	-108,091,808.02	-1.7
14	1362320000 Depreciación Revaluación Siss de Distribución	-5,661,912,158.20	-5,508,130,307.72	-153,781,850.48	-2.8
14	1371100000 Costo Histórico Maquinaria	4,646,954.08	1,694,558.50	2,952,395.58	174.2
14	1371310000 Depreciación Costo Histórico Maquinaria	-1,332,943.23	-1,086,266.60	-246,676.63	-22.7
14	1372100000 Costo histórico Equipo de Carga	1,870,215.36	1,691,735.36	178,480.00	10.6
14	1372310000 Depreciación Costo histórico Equipo de Carga	-1,691,946.76	-1,674,818.01	-17,128.75	-1
14	1373100000 Cst H Eq Mantmtto Líneas, circuitos y Albdto Público	1,626,409.04	1,582,565.29	43,843.75	2.8
14	1373310000 Deprec Cst H Eq Mantmtto de Líneas, circuitos y Al P	-833,494.90	-681,501.91	-151,992.99	-22.3
14	1379100000 Costo Histórico Herramientas	246,130,926.15	139,494,795.94	106,636,130.21	76.4
14	1379310000 Depreciación Costo histórico Herramientas	-130,579,397.82	-118,965,076.85	-11,614,320.97	-9.8
14	1381100000 Costo Histórico Vehículos de Transporte	331,827,041.97	234,532,041.97	97,295,000.00	41.5
14	1381310000 Depreciación Cst H Vehículos de Transporte	-235,912,021.16	-231,905,180.00	-4,006,841.16	-1.7
14	1382100000 Costo Histórico Mobiliario y Equipo de Oficina	97,708,174.79	89,474,450.67	8,233,724.12	9.2
14	1382310000 Depreciación Cst H Mobiliario y Equipo de Oficina	-81,489,621.65	-79,837,735.76	-1,651,885.89	-2.1
14	1383100000 Costo Histórico Equipo Médico y Sanitarios	11,577,201.76	11,116,569.21	460,632.55	4.1
14	1383310000 Depreciación Cst H Equipo Médico y Sanitarios	-7,151,776.41	-6,569,999.27	-581,777.14	-8.9
14	1384100000 Cst H Equipos Educativos y Recreativos	1,830,865.18	1,635,345.62	195,519.56	12
14	1384310000 Depreciación Cst H Equipo Educativos y Recr	-1,291,247.15	-1,216,442.51	-74,804.64	-6.1
14	1385100000 Costo Histórico Equipos de Informática	220,526,965.21	198,884,779.79	21,642,185.42	10.9
14	1385310000 Depreciación Cst H Equipos de Informática	-185,810,756.68	-176,622,451.64	-9,188,305.04	-5.2
14	1386100000 Costo Histórico Equipo de Comunicación	24,462,493.70	21,275,265.73	3,187,227.97	15
14	1386310000 Depreciación Cst H Equipo de Comunicación	-17,688,498.23	-16,065,612.32	-1,622,885.91	-10.1
14	1386400000 Pinturas obras de arte	57,531.22	57,531.22	0	0
14	1387100000 Costo Histórico Equipo de Seguridad	7,222,127.26	6,699,693.69	522,433.57	7.8
14	1387310000 Depreciación Costo Histórico Equipo de Seguridad	-6,364,027.30	-6,118,693.17	-245,334.13	-4
14	1421000000 Cst H Muebles, Equipo de Viviendas	19,546,969.59	15,522,707.22	4,024,262.37	25.9
14	1423100000 Depreciación Cst H Muebles, Equipo de Vivienda	-13,351,846.36	-12,798,381.75	-553,464.61	-4.3
14	1431000000 Costo Histórico electrodomesticos	15,716,365.18	14,739,204.25	977,160.93	6.6
14	1433100000 Depreciación acum costo historico electrodomestic	-13,804,539.27	-13,631,280.15	-173,259.12	-1.3
14		5,877,123,933.92	6,077,272,204.20	-200,148,270.28	-3.3
40	1433300000 Inversión II año EEH Recuperación de Pérdidas	643,726,698.89	643,726,698.89	0	0
40	1490012632 AF/Equipo para talleres y herramientas *TRANS*	773,735.32	773,735.32	0	0
40	1490013842 AF/DEP.COMBUST.ACCESO.estruc.MEJOR.GOM *TRANS*	-240,790,125.03	-240,790,125.03	0	0
40	1490013843 AF/MOTOR,EQ/ELECTRICO,P.GENERADORA.GOM *TRANS*	240,790,125.03	240,790,125.03	0	0
40	1490013942 AF/DEP.COMBUST.ACCESO.estruc.MEJOR.GOM *TRANS*	80,245,362.41	80,245,362.41	0	0
40	1490013943 AF/MOTOR,EQUIP.ELECT,P.GENERADORA.GOM *TRANS*	-80,245,362.41	-80,245,362.41	0	0
40	1490014652 AF/Equipo para talleres y herramientas *TRANS*	287,272.09	287,272.09	0	0
40	1490014654 AF/TORRES,POSTES,CONDUCT,AEREO.SUBST *TRANS*	381,543.43	381,543.43	0	0
40	1490014666 AF/equipo de Comunicaciones *TRANS*	78,858,720.00	78,858,720.00	0	0
40	1490015666 AF/LINEAS.estructuras.y.mejoras.sd *TRANS*	1,400,977.80	1,400,977.80	0	0
40	1490015667 AF/POSTE,TRANSF,TORRES,CONDUCT,DUCT.sd *TRANS*	96,272,577.43	96,272,577.43	0	0
40	1490015669 AF/ACOMETIDAS,MEDIDORES.y.ALUMBRADO.sd *TRANS*	4,323,520.73	4,323,520.73	0	0
40	1490016691 AF/Equipo de oficina para capitalizar *TRANS*	2,216,877.33	2,216,877.33	0	0
40	1490016692 AF/EQUIPO DE TRANSPORTEACION BIG *TRANS*	513,170.19	513,170.19	0	0
40	1490016693 AF/EQUIP.ALUMC.TALLER.LAB.AUTOPROP.(BIG *TRANS*	2,320,866.23	2,320,866.23	0	0
40	1490016891 AF/MOBBI,EQUIP/COMUNIC,BIENES/INST BIG *TRANS*	-1,619,808.90	-1,619,808.90	0	0
40	1490020171 AF Curso/ADMION GENERAL SUPERIOR *TRANS	-54,205,087.87	-54,205,087.87	0	0
40	1900000000 COSTO HISTORICO Y REVALUADO DE ACTIVOS FIJOS	2,017,788,392.11	2,017,788,392.11	0	0
40	1910000000 DEPRECIACION ACUMULADA COSTO HISTORICO /REVALUADO	-1,950,722,834.31	-1,950,722,834.31	0	0
40		842,316,620.47	842,316,620.47	0	0
15	1701000000 Proyecto Mejoramiento Eficiencia Sector Energía	36,914,950.12	36,914,950.12	0	0
15	1702100000 Terrenos Patuca III	1,295,758,449.20	1,264,811,800.38	30,946,648.82	2.4
15	1702200000 Embalses, Presas, Estructuras y Mejoras	9,864,668,854.97	9,759,625,554.80	105,043,300.17	1.1
15	1702300000 Campamento Patuca III	832,954,221.87	832,954,221.87	0	0
15	1702400000 Cuentas por Cobrar Proyecto Patuca III	1,053,156.28	1,053,156.28	0	0
15	1702500000 Activos Comunes Proyrcto Patuca III	24,720,454.92	24,720,454.92	0	0
15	1710000000 Proyecto Llanitos y Jicatuyo	505,700.00	505,700.00	0	0
15	1715000000 Proyecto Mantenimiento Obras Subterranas MOS	778,047,066.92	778,047,066.92	0	0

Posición	Texto p.posición balance/PyG	Jul-24	Jul-23	Desv.abs.	Desv.rel.
15	1719000000 Pro nac Electrific social etapa ESSE-FN-2008-2038	391,954.60	391,954.60	0	0
15	1722000000 Apoyo a la integ. de Honduras en el Mercado	52,869,345.94	52,869,345.88	0.06	0
15	1723000000 Apoyo Integ. Honduras Contraparte	19,674,126.53	19,674,126.53	0	0
15	1724000000 Proyecto BID 3103-bho	49,104,412.31	49,104,412.31	0	0
15	1725000000 Apoy. Integrac. Honduras en Mercad. Elect. Reg. ME	349,024,287.77	349,024,287.77	0	0
15	1726000000 Apoy. Proy. Reh. y Repotenc. Complejo Cañaveral	4,080,933.20	4,080,933.20	0	0
15	1727000000 PROY. BID 3103 BL-HO SUBESTACION LA ENTRADA	68,665,951.51	68,665,951.51	0	0
15	1728000000 Apoy. Proy. Reh. y Repot Cañaveral Rio Lindo Lempi	61,344,849.33	58,658,865.78	2,685,983.55	4.6
15	1729000000 Apoy. Proy. Reh. y Repot Cañaveral Rio Lindo Dolar	381,730,916.41	381,730,916.41	0	0
15	1730000000 Apoy. Proy. Reh. y Repot Cañaveral Dolares	6,054,064.56	6,054,064.56	0	0
15	1731000000 Rehabi. y Repot. Cañaveral Rio Lindo bid 3435 Cont	16,888,792.53	16,888,792.53	0	0
15	1732000000 Subestación Juticalpa, Olancho Contrato 156-2015	1,868,296.14	1,868,296.14	0	0
15	1733000000 PROYECTO JICA - JAPON HO-P6	17,257,450.88	17,257,450.88	0	0
15	1734000000 CONST OBRAS AMPL SIST INTERCONECTADO NAC CO-066-14	30,479,519.08	30,479,519.08	0	0
15	1735000000 APOYO INTEGRACION ACCIONES ENERGETICAS LEMPIRAS	4,535,840.00	4,535,840.00	0	0
15	1736000000 APOYO INTEGRACION ACCIONES ENERGETICAS DOLARES	102,022,973.56	102,022,973.56	0	0
15	1738000000 APOY DES SOST ENERGIA RENOV EN HONDURAS LEMPIRAS	1,952,606.29	1,952,605.96	0.33	0
15	1739000000 PROG ELECT RURAL LUGARES AISLADOS LEMPIRAS	8,416,261.69	3,633,766.19	4,782,495.50	131.6
15	1741000000 APOY DES SOST ENERGIA RENOV EN HONDURAS DOLARES	6,629,733.32	6,629,733.32	0	0
15	1742000000 PROG ELECT RURAL LUGARES AISLADOS DOLARES	98,592,804.60	85,506,392.26	13,086,412.34	15.3
15	1743000000 APOY PROG NAC TRANS 4598/BL-HO DOLARES FONDOS EXT	1,915,204,038.38	1,292,701,411.78	622,502,626.60	48.2
15	1744000000 APOY PROG NAC TRANS 4598/BL-HO LEMPIRAS FONDOS EXT	146,301,641.12	95,166,394.47	51,135,246.65	53.7
15	1745000000 APOY PROG NAC TRANS 4598/BL-HO LEMPIRAS FONDOS PRO	20,156,631.98	8,629,118.89	11,527,513.09	133.6
15	1746000000 APOY PROG NAC TRANS 4599/SX-HO DOLARES FONDOS EXT	117,124,519.92	62,806,739.92	54,317,780.00	86.5
15	1748000000 CONV GOB CHINA (TAIWAN) Y GOB HONDURAS LEMPIRAS	17,863,730.01	18,508,325.86	-644,595.85	-3.5
15	1749000000 CONV GOB CHINA (TAIWAN) Y GOB HONDURAS DOLARES	252,525,242.73	252,525,242.73	0	0
15	1750000000 APOYO PROGRAMA NACIONAL TRANSMISION ENERGIA EUROS	6,434.03	6,434.03	0	0
15	1751000000 APOYO PROJ REHAB. C Y REPOTENC. COMP. CAÑAVEL EUR	61,915.30	61,915.30	0	0
15	1752000000 MANEJO INTEGRAL LAGO DE YOJOA FONDO EXTERNO DÓLAR	4,932,255.11	4,932,255.11	0	0
15	1753000000 MANEJO INTEGRAL LAGO YOJOA FONDO EXTERNO LEMPIRAS	5,011,444.45	5,011,444.45	0	0
15	1755000000 RENO CENT HID FCO MORA NP/FAC INT ENER F EXT DOLAR	987,016.00	0	987,016.00	
15	1756000000 RENO CENT HID FCO MORA NP/FAC INT ENER F EXT LEMPI	4,270,140.31	0	4,270,140.31	
25	TOTAL PROPIEDAD, PLANTA Y EQUIPO	16,600,652,983.87	15,700,012,416.30	900,640,567.57	5.7
25	TOTAL ACTIVOS A LARGO PLAZO	23,320,093,538.26	22,619,601,240.97	700,492,297.29	3.1
28	ACTIVOS A LARGO PLAZO				
18	1610000000 Aplicaciones de informatica	9,858,852.49	9,858,852.49	0	0
18	1614000000 GASTOS FINANCIEROS INVERSION E.E.H.	0	2,209,123.85	-2,209,123.85	-100
18	1615000000 Mano de obra Inversión II año EEH	0	771,273.51	-771,273.51	-100
18	1633000000 Pagos Anticipados a Consultorias	14,209,996.75	14,209,996.75	0	0
18		24,068,849.24	27,049,246.60	-2,980,397.36	-11
28	TOTAL ACTIVOS A LARGO PLAZO	24,068,849.24	27,049,246.60	-2,980,397.36	-11
7	TOTAL DEL ACTIVO	44,318,322,772.34	42,833,834,431.96	1,484,488,340.38	3.5
180	2. PATRIMONIO Y PASIVO				
2	4111100000 Venta de energía Residencial	-10,950,332,216.98	-9,615,045,102.73	-1,335,287,114.25	-13.9
2	4111300000 Venta de Energía Sector Comercial	-6,661,998,996.17	-6,071,636,383.89	-590,362,612.28	-9.7
2	4111400000 Venta de Energía Sector Industrial	-4,237,181,044.62	-4,155,339,427.65	-81,841,616.97	-2
2	4111500000 Venta de Energía Gobierno Central	-839,019,474.23	-749,372,515.28	-89,646,958.95	-12
2	4111600000 Venta a Instituciones Autonomas y Publicas	-496,170,772.30	-479,933,312.35	-16,237,459.95	-3.4
2	4111700000 Venta a Municipalidades	-136,561,423.82	-124,359,596.92	-12,201,826.90	-9.8
2	4112200000 Ajuste de combustible Noroccidente	0	-1,295.40	1,295.40	100
2	4114100000 Rect fact consumo region Centro Sur	-38,338,635.12	-6,266,183.32	-32,072,451.80	-511.8
2	4114200000 Rect fact consumo region Noroccidente	-8,056,969.55	1,309,067.65	-9,366,037.20	-715.5
2	4114300000 Rect fact consumo region Litoral atlantico	11,398,197.50	1,010,721.42	10,387,476.08	1,027.70
2	4117100000 Recargos por Mora	121,507,423.68	-749,454,623.55	870,962,047.23	116.2
2	4117200000 Ing. Varios del Servicio Eléctrico (Serv Misc)	-29,930,495.82	-80,605,070.36	50,674,574.54	62.9
2	4117300000 Alquileres de Bienes e Inst. Eléctricas	-68,938,387.69	-103,159,460.60	34,221,072.91	33.2
2	4117400000 Otros Ingresos Eléctricos	-16,928,426.02	-14,710,211.06	-2,218,214.96	-15.1
2	4117500000 Multas por Reconexión Ilegal	3,823.80	-439.53	4,263.33	97.0
2	4118000000 Ingreso de Comercialización	-820,296,498.63	-787,954,302.84	-32,342,195.79	-4.1
2	4118400000 Ingresos Operaciones Ajenas al Servicio Publico	-13,356,799.50	-8,757,807.32	-4,598,992.18	-52.5
2	4118700000 INGRESOS VARIOS ODS	-75,620,898.78	-12,537,093.84	-63,083,804.94	-503.2
2	4119200000 Transmisión (Peaje)	0	-16,520.31	16,520.31	100
2	4119300000 Fallas	-12,393,939.99	-11,963,551.64	-430,388.35	-3.6
2	4119600000 Venta de Energía de Oportunidad	-5,356,218.73	-24,730,216.62	19,373,997.89	78.3
2	4119700000 Peaje por Venta de Energía	0	-13,145.15	13,145.15	100
2	4221000000 Intereses por Contratos de Deuda de Residencia	-40,467,238.85	-62,982,226.84	22,514,987.99	35.7
2	4234000000 Ente Operador Regional	-4,437,675.75	0	-4,437,675.75	
2	4235000000 Ingresos netos de intereses y dividendos	-1,899,628.77	-6,772,761.27	4,873,132.50	72
2	4236000000 RENDIMIENTOS BANCARIOS	-325,024.81	-110,712.46	-214,312.35	-193.6
2	4237000000 INGRESO POR AMORT. PRIMAS SOBRE BONOS VGE-2020	-3,604,737.12	-3,504,837.50	-99,899.62	-2.9
2	4237020000 INGRESO AMORT. PRIMAS S/VGE -2021 ISIN 103-1	0	-563.72	563.72	100
2	4714000000 Ganancia por acciones de la EPR	-11,927,999.79	-11,340,824.69	-587,175.10	-5.2
2	4716016000 Ingreso por Diferencial Cambiario	-6,816,406.91	-4,969,182.22	-1,847,224.69	-37.2
2	4716020000 Revalorización	0	-2,591.91	2,591.91	100
2	4716030000 Diferencia en el Precio de Compra	-371,462.21	-1,113,289.40	741,827.19	66.6
2	4716040000 Ajuste por Impugnación Tomas Fisicas de Inventario	0	-8,873.86	8,873.86	100
2	4722000000 Por Revaluación de Prestamos Extranjeros	-208,312,258.01	-226,963,340.71	18,651,082.70	8.2
2	4723000000 Gananc Dif Camb Moneda Extranjera EPR	-361,012.51	-211,029.38	-149,983.13	-71.1
2	5111000000 Sueldos Básicos	525,334,066.47	522,704,943.14	2,629,123.33	0.5
2	5114000000 Adicionales	2,051,403.47	2,012,301.49	39,101.98	1.9
2	5115100000 Decimotercer Mes	43,110,671.77	42,079,466.26	1,031,205.51	2.5
2	5115200000 Decimocuarto Mes	81,103,489.02	79,892,561.88	1,210,927.14	1.5
2	5116000000 Vacaciones	83,385,309.98	89,288,257.53	-5,902,947.55	-6.6
2	5117200000 Imprensa	307,362.35	339,936.89	-32,574.54	-9.6
2	5117500000 Contribuciones para Seguro Social	11,614,987.07	9,118,559.68	2,496,427.39	27.4
2	5117600000 Contribuciones al Instituto Nacional de Formación	7,275,302.95	6,891,239.97	384,062.98	5.6
2	5117900000 Otras Contribuciones Patronales (Fondo de Prestaci	56,404,932.85	71,422,876.16	-15,017,943.31	-21
2	5121000000 Sueldos Básicos	53,985,410.81	48,198,139.06	5,787,271.75	12
2	5124100000 Decimotercer Mes	4,360,661.48	2,521,066.29	1,839,595.19	73
2	5124200000 Decimocuarto Mes	8,837,815.08	6,881,149.61	1,956,665.47	28.4
2	5125500000 Contribuciones para Seguro Social	1,934,093.68	1,224,817.08	709,276.60	57.9

Posición	Texto p.posición balance/PyG	Jul-24	Jul-23	Desv.abs.	Desv.rel.
2	5125600000 Contribuciones al Instituto Nacional de Formación	574,875.09	725,174.25	-150,299.16	-20.7
2	5141000000 Horas Extraordinarias	38,444,233.52	33,949,204.49	4,495,029.03	13.2
2	5161000000 Beneficios Contrato Colectivo	21,526,927.60	19,810,037.43	1,716,890.17	8.7
2	5162000000 Compensaciones	98,113,615.52	150,365,578.67	-52,251,963.15	-34.7
2	5211100000 Energía Interna Consumida (No Afecta Presupuesto)	16,977,646.02	24,021,013.04	-7,043,367.02	-29.3
2	5211200000 Crédito energía autogenerada	1,361,741.63	3,407,484.46	-2,045,742.83	-60
2	5212000000 Agua	611,268.26	468,289.20	142,979.06	30.5
2	5212100000 Serv. Agua Consumido (No Afecta Presupuesto)	373,415.81	80,575.58	292,840.23	363.4
2	5214200000 Telefonía Fija	246,018.75	2,424,677.51	-2,178,658.76	-89.9
2	5221000000 Alquiler de Edificios, Viviendas y Locales	25,185,128.29	1,967,724.29	23,217,404.00	1,179.90
2	5222100000 Alquiler de Equipos y Maquinarias de Producción	60,000.00	78,111,585.16	-78,051,585.16	-99.9
2	5222200000 Alquiler de Equipos de Transporte, Tracción y Elev	327,918.38	909,049.98	-581,131.60	-63.9
2	5223000000 Alquiler de Tierras y Terrenos	0	727,317.00	-727,317.00	-100
2	5231000000 Mantenimiento y Reparación de Edificios y Locales	5,905,552.37	250,490.83	5,655,061.54	2,257.60
2	5232000000 Mantenimiento y Reparación de Equipos y Medios de	1,704,354.86	649,830.21	1,054,524.65	162.3
2	5233100000 Mantenimiento y Reparación de Equipos y Maquinaria	1,242,061.07	14,055,673.04	-12,813,611.97	-91.2
2	5233200000 Mantenimiento y Reparación de Equipos de Tracción	1,495.00	4,300.00	-2,805.00	-65.2
2	5233300000 Mantenimiento y Reparación de Equipos Sanitarios y	0	55,200.00	-55,200.00	-100
2	5233500000 Mantenimiento y Reparación de Equipo para Computac	0	10,096.45	-10,096.45	-100
2	5233600000 Mantenimiento y Reparación de Equipo de Oficina y	5,698.55	3,962.11	1,736.44	43.8
2	5233900000 Mantenimiento y Reparación de Otros Equipos	501,814.75	21,119.35	480,695.40	2,276.10
2	5234000000 Mantenimiento y Reparación de Sistemas Eléctricos	18,398,619.26	3,781,917.27	14,616,701.99	386.5
2	5235000000 Limpieza, Aseo y Fumigación	1,881,627.22	246,560.00	1,635,067.22	663.2
2	5242000000 Estudios, Investigaciones y Análisis de Factibilidad	4,373,491.00	781,000.00	3,592,491.00	460
2	5243000000 Servicios Jurídicos	6,480,681.75	0	6,480,681.75	
2	5245000000 Servicios de Capacitación	3,060,368.18	569,400.00	2,490,968.18	437.5
2	5246000000 Servicios de Informática y Sistemas Computarizados	0	1,542,547.36	-1,542,547.36	-100
2	5247100000 SERV. CONSULTORIA GESTION ADMINISTRVA. FINAC. Y ACT	0	1,606,492.44	-1,606,492.44	-100
2	5247200000 SERVICIOS CONSULTORIA MONITOREO Y EVALUACION	215,877.50	0	215,877.50	
2	5251000000 Servicio de Transporte	3,875,274.03	919,674.76	2,955,599.27	321.4
2	5253000000 Servicio de Imprenta, Publicaciones y Reproducción	3,610,386.93	2,083,797.05	1,526,589.88	73.3
2	5254000000 Primas y Gastos de Seguro	96,938,388.59	703,863.78	96,234,524.81	13,672.30
2	5255100000 Comisiones y Gastos Fid. Banco Fichosa	13,818,620.33	12,335,577.45	1,483,042.88	12
2	5255210000 COMISIONES Y GASTOS FIDUCIARIOS BANCO LAFISE	9,837,788.88	8,799,347.17	1,038,441.71	11.8
2	5255300000 Comisiones y Gastos por servicios bancarios	11,275,421.71	4,207,199.77	7,068,221.94	168
2	5255420000 COMISIONES BONOS VGE 2021	18,268,892.22	20,270,030.56	-2,001,138.34	-9.9
2	5255440000 COMISION BONOS VGE-2023	2,331,875.02	0	2,331,875.02	
2	5255510000 Comisiones y Gastos Servicios Bancarios RBCP 2016	2,494,802.41	2,849,273.67	-354,471.26	-12.4
2	5255650000 COMISIÓN BCH VGE-2019	9,519,261.33	12,287,253.71	-2,767,992.38	-22.5
2	5255660000 Comisión Admón. BCH - Bonos VGE - 2020	9,135,454.70	10,921,125.58	-1,785,670.88	-16.4
2	5255900000 EMPRESA ENERGIA HONDURAS (E. E. H.)	0	1,915,013,367.50	-1,915,013,367.50	-100
2	5255910000 EMPRESA SUPERVISORA EMPRESA ENERGIA HONDURAS (EEH)	4,094,552.38	0	4,094,552.38	
2	5255920000 Asociación Operador del Sistema Electrico ODS	31,344,998.86	0	31,344,998.86	
2	5255930000 UNIDAD TECNICA DE CONTROL DE DISTRIBUCION (UTCD)	1,525,458,184.91	0	1,525,458,184.91	
2	5255940000 EMPRESA ASESORA CEMSA	724,248.66	0	724,248.66	
2	5255950000 ASESOR TECNICO INTERNACIONAL UTCD	6,833,356.51	0	6,833,356.51	
2	5256000000 Publicidad y Propaganda	886,977.92	344,190.68	542,787.24	157.7
2	5257000000 Servicio de Internet	2,587.96	0	2,587.96	
2	5258000000 Gasto por Diferencial Cambiario	471,834.59	635,724.37	-163,889.78	-25.8
2	5259000000 Otros Servicios Comerciales y Financieros	52,619,247.98	5,100.00	52,614,147.98	1031650
2	5261100000 Pasajes Nacionales	413,450.00	1,049,405.12	-635,955.12	-60.6
2	5261200000 Pasajes al EXterior	1,578,426.07	58,976.20	1,519,449.87	2,576.40
2	5262100000 Viáticos Nacionales	8,657,812.09	7,741,962.14	915,849.95	11.8
2	5262200000 Viáticos al EXterior	711,429.36	222,771.68	488,657.68	219.4
2	5271210000 Impuesto sobre Industria, Comercio y Servicios	28,453.00	1,310.00	27,143.00	2,072.00
2	5271290000 Impuestos Municipales Varios	7,921.08	132	7,789.08	5,900.80
2	5272100000 Tasas	121,417.13	54,078.00	67,339.13	124.5
2	5275000000 Gastos Judiciales	447,038,465.74	1,014,642,427.23	-567,603,961.49	-55.9
2	5291000000 Ceremonial y Protocolo	915,053.70	889,519.52	25,534.18	2.9
2	5292000000 Servicios de Vigilancia	56,380,324.25	71,355,747.90	-14,975,423.65	-21
2	5311000000 PRODUCTOS ALIMENTICIOS Y BEBIDAS	521,542.86	466,318.47	55,224.39	11.8
2	5314100000 Productos Agrícolas	9,800.00	8,575.00	1,225.00	14.3
2	5314200000 Productos Forestales	15,715.00	0	15,715.00	
2	5315000000 Madera, Corcho y sus Manufacturas	530,420.08	862,060.21	-331,640.13	-38.5
2	5321000000 Hilados y Telas	333,772.06	164,941.05	168,831.01	102.4
2	5322000000 Confecciones TeXtiles	57,040.00	30,718.79	26,321.21	85.7
2	5323100000 Prendas de Vestir	837.65	0	837.65	
2	5331000000 Papel de Escritorio	39,166.79	84,677.29	-45,510.50	-53.7
2	5333000000 Productos de Artes Gráficas	125,592.51	296,836.65	-171,244.14	-57.7
2	5334000000 Productos de Papel y Cartón	9,230.68	9,004.69	225.99	2.5
2	5337000000 Especies Timbradas y Valores	19,925.00	6,350.00	13,575.00	213.8
2	5342000000 Artículos de Cuero	1,997.76	1,221.00	776.76	63.6
2	5343000000 Artículos de Caucho	9,931.50	13,777.00	-3,845.50	-27.9
2	5344000000 Llantas y Cámaras de Aire	457,498.55	1,278,579.04	-821,080.49	-64.2
2	5351000000 Productos Químicos	1,108,809.03	1,149,335.08	-40,526.05	-3.5
2	5352100000 Productos Farmacéuticos y Medicinales Varios	1,050,903.04	721,826.37	329,076.67	45.6
2	5353000000 Abonos y Fertilizantes	76,184.00	146,687.96	-70,503.96	-48.1
2	5354000000 Insecticidas, Fumigantes y Otros	107,062.45	56,607.83	50,454.62	89.1
2	5355000000 Tintas, Pinturas y Colorantes	1,131,756.12	600,491.62	531,264.50	88.5
2	5356100000 gasolina	874,228.62	989,010.21	-114,781.59	-11.6
2	5356200000 Diesel	22,634,380.34	7,991,641.71	14,642,738.63	183.2
2	5356300000 Kerosén	3,150.00	0	3,150.00	
2	5356400000 Gas LPG	0	3,119.01	-3,119.01	-100
2	5356500000 Aceites y Grasas Lubricantes	9,929,272.52	1,867,084.99	8,062,187.53	431.8
2	5356600000 Bunker	374,104,880.80	1,658,667.20	372,446,213.60	22,454.50
2	5358000000 Productos de Material Plástico	182,124.42	158,255.84	23,868.58	15.1
2	5359300000 Prod Quim Uso personal	180	0	180	
2	5361000000 Productos Ferrosos	1,377,504.43	1,303,649.68	73,854.75	5.7
2	5362000000 Producto no ferroso	24,169.09	59,725.83	-35,556.74	-59.5
2	5363000000 Estructuras Metálicas Acabadas	1,022,686.20	266,365.90	756,320.30	283.9
2	5364000000 Herramientas Menores	103,422.38	815,132.11	-711,709.73	-87.3

Posición	Texto p. posición balance/PyG	Jul-24	Jul-23	Desv.abs.	Desv.rel.
2	5365000000 Material de guerra y seguridad	437,610.01	294,216.83	143,393.18	48.7
2	5369300000 Gasto por Elementos de Ferrería	3,025,551.87	1,699,846.30	1,325,705.57	78
2	5371000000 Productos de Arcilla y Cerámica	125,309.09	16,990.31	108,318.78	637.5
2	5372000000 Productos de Vidrio	2,994.48	48,635.23	-45,640.75	-93.8
2	5373000000 Productos de Loza y Porcelana	42,537.61	8,234.00	34,303.61	416.6
2	5374000000 Productos de Cemento, Asbesto y Yeso	2,981.74	348.3	2,633.44	756.1
2	5375000000 Cemento, Cal y Yeso	265,989.35	334,249.40	-68,260.05	-20.4
2	5376000000 Productos artesanales no metalicos	0	17,000.00	-17,000.00	-100
2	5378000000 PIEDRA, ARCILLA Y ARENA	31,500.00	0	31,500.00	
2	5379100000 Productos aislantes	2,714.00	6,038.50	-3,324.50	-55.1
2	5384000000 Piedra, Arcilla y Arena	287,750.00	215,303.00	72,447.00	33.6
2	5391000000 Elementos de Limpieza y Aseo Personal	859,815.32	619,551.65	240,263.67	38.8
2	5392000000 Utiles de Escritorio, Oficina y Enseñanza	1,212,963.09	2,495,315.08	-1,282,351.99	-51.4
2	5393000000 Utiles y Materiales Eléctricos	39,452,176.41	16,035,548.61	23,416,627.80	146
2	5394000000 Utensilios de Cocina y Comedor	79,120.00	15,775.00	63,345.00	401.6
2	5396000000 Repuestos y Accesorios	15,146,214.37	14,320,763.75	825,450.62	5.8
2	5397000000 CARGOS FIJOS ENERGIA TERMICA	5,908,774,272.19	7,588,411,017.39	-1,679,636,745.20	-22.1
2	5397200000 FACTURAS COMPRA ENERGIA EXTERNA	215,592,088.47	172,451,339.85	43,140,748.62	25
2	5397310000 AUTOGENERADA	-185,835.20	0.14	-185,835.34	*739528.6-
2	5397500000 FALLAS POR TRANSACCIONES DE ENERGIA EOR	4,564,201.42	5,528,919.43	-964,718.01	-17.4
2	5397600000 CARGOS POR SERVICIO DE ENLACE EOR	113,816,662.97	36,769,698.90	77,046,964.07	209.5
2	5397610000 SERVICIOS DE OPERACION DEL SISTEMA EOR	15,378,351.09	20,729,285.57	-5,350,934.48	-25.8
2	5397620000 CARGOS POR REGULACION	7,572,173.19	8,777,266.99	-1,205,093.80	-13.7
2	5397700000 COMPRA ENERGIA POR CND	8,473,423,396.49	4,135,304,201.50	4,338,119,194.99	104.9
2	5397800000 CARGOS FIJOS ENERGIA RENOVABLE	6,975,013,724.58	6,442,778,169.28	532,235,555.30	8.3
2	5399100000 Gastos de Materiales Proyecto FOSODE	13,454,050.59	598,080.28	12,855,970.31	2,149.50
2	5399300000 Gastos de Materiales Proyecto Antifraude	1,475,186.16	0	1,475,186.16	
2	5399500000 Gastos de Materiales Proyecto A. M. R.	11,400.00	54,274.90	-42,874.90	-79
2	5399600000 GASTOS FINANCIEROS INVERSION E.E.H	0	4,418,247.92	-4,418,247.92	-100
2	5421300000 Muebles para Alojamiento Colectivo	12,000.00	0	12,000.00	
2	5426000000 Equipos para Computación	17,990.00	0	17,990.00	
2	5429000000 Equipos para Electrificación (Medidores, Transform	863,371.99	30,125,822.43	-29,262,450.44	-97.1
2	5451000000 Aplicaciones Informáticas	389,407.84	9,879,277.49	-9,489,869.65	-96.1
2	5471100000 Construcciones y mejoras de bienes en Dom Privado	300,000.00	0	300,000.00	
2	5472100000 Construcciones y mejoras de bienes Dom Publico	97,018,303.07	262,438,098.37	-165,419,795.30	-63
2	5472200000 Supervision construccines mejoras Bie Dom Publi	0	25,524,066.80	-25,524,066.80	-100
2	5512310000 Gastos Diferencias en Recaudaciones Bancos	-0.42	-0.18	-0.24	-133.3
2	5521200000 Transferencias y Donaciones a Instituciones Descen	100,000.00	100,000.00	0	0
2	5533100000 Transferencias Organismos Internacionales-Cuotas O	21,734,696.73	56,086,145.01	-34,351,448.28	-61.2
2	5701030000 Diferencia en el Precio de Compra	163,250.33	1,160,304.02	-997,053.69	-85.9
2	5701060000 Ajuste por Impugnación Tomas Fisicas de Inventario	0	26,866.72	-26,866.72	-100
2	5712130000 Gasto por Intereses Bonos RBCP-2016	57,540,474.03	142,751,986.62	-85,211,512.59	-59.7
2	5712150000 GASTO POR INTERESES BONO SOBERANO	524,305,603.88	659,176,776.88	-134,871,173.00	-20.5
2	5712151000 GASTO POR INTS. BONO SOBERANO 2020	492,965,432.95	484,108,426.32	8,857,006.63	1.8
2	5712170000 GASTO POR INTS BONOS VGE - 2019	201,805,643.52	345,780,263.23	-143,974,619.71	-41.6
2	5712180000 GASTO AMORT. DESCSTO OTORGADOS EMIS BONO VGE-2019	1,503,675.98	1,368,820.33	134,855.65	9.9
2	5712190000 GASTO POR INTERESES CHINA Ptmo. No. 6021583003	70,776,212.55	43,182,141.79	27,594,070.76	63.9
2	5712200000 Intereses por Préstamos del Sector Privado	4,437,922.83	3,185,848.49	1,252,074.34	39.3
2	5712210000 GTO. X INTS. FICOSHA DOCTOS DESCNTA A PROVEEDORES	46,283,333.02	88,973,610.92	-42,690,277.90	-48
2	5712230000 Gasto por Amortización Descuento Bonos VGE - 2020	3,323,198.66	3,307,596.78	15,601.88	0.5
2	5712240000 Gto. por Intereses Bonos VGE - 2020	149,401,099.42	219,725,742.16	-70,324,642.74	-32
2	5712250000 Gto. por Intereses Bonos VGE - 2021	217,282,360.77	276,485,075.32	-59,202,714.55	-21.4
2	5712260000 AMORTIZAC. DESCSTO. BONOS VGE-2021	384,608.12	465,224.21	-80,616.09	-17.3
2	5712260002 AMORT. DESCSTO. VGE-2021/ ISIN 103-1 Y 109-8	6,096,398.20	5,906,118.79	190,279.41	3.2
2	5712270001 AMORT DESCSTO VGE-2023 ISIN 1205 Y 1163	3,100,894.77	0	3,100,894.77	
2	5712270002 GASTO POR INTERESES CORRIDOS BONOS VGE-2023	38,439,722.87	0	38,439,722.87	
2	5712300000 Intereses por Préstamos de la Administración Centr	16,913,810.39	19,459,813.87	-2,546,003.48	-13.1
2	5712800000 Gastos por Com. e Intereses Conv. Subsidiarios BID	76,541,915.10	66,277,338.65	10,264,576.45	15.5
2	5712810000 Gasto Com. Convenio Subsidiario IDA 4536-HO	2,233,063.44	1,593,350.55	639,712.89	40.1
2	5712820000 Gastos Ints. y Comisiones Ptmo. Subs. Jica HO-P6	660,621.54	626,331.74	34,289.80	5.5
2	5713000000 Comisiones y Otros Gastos de la Deuda Pública Inte	94.14	688.06	-593.92	-86.3
2	5732000000 Intereses de la Deuda Pública EXterna a Corto Plaz	191,441,213.27	215,180,108.35	-23,738,895.08	-11
2	5762000000 Pérdida en moneda eXtranjera	617,084,416.35	160,608,469.31	456,475,947.04	284.2
2	5762300000 Pérdida en cambio de moneda MER	15,858,354.66	0	15,858,354.66	
2	5762400000 Pérdida conversión monetaria	12,665.84	21,086.13	-8,420.29	-39.9
2	5762500000 Pérdida cambio de moneda EPR	242,505.94	805,214.38	-562,708.44	-69.9
2	5900041000 Prv para Cta de Dudoso Cobro Abonad residenciales	757,383,324.59	0	757,383,324.59	
2	5900042000 Prv para Cta de Dudoso Cobro Abonad industriales	3,389,003.65	0	3,389,003.65	
2	5900043000 Prv para Cta de Dudoso Cobro Abonad comerciales	6,791,944.56	0	6,791,944.56	
2	5912100000 Depreciación Edificios Locales	3,275,520.48	3,548,460.15	-272,939.67	-7.7
2	5921100000 Depreciación Muebles varios de Oficina	902,652.91	574,979.70	327,673.21	57
2	5921200000 Depreciación Equipos varios de Oficina	167,838.99	147,243.99	20,595.00	14
2	5921300000 Depreciación Muebles para alojamiento	375,293.33	136,747.12	238,546.21	174.4
2	5921400000 Depreciación Electrodomesticos	114,436.42	49,000.44	65,435.98	133.5
2	5922700000 Depreciación Maquinaria y equipo de producción	219,012,290.05	327,638,104.58	-108,625,814.53	-33.2
2	5923100000 Depreciación Equipo Transporte Terrestre	3,980,381.00	6,441.35	3,973,939.65	61,694.20
2	5923400000 Depreciación Equipo de elevación y tracción	12,751.20	12,751.20	0	0
2	5924100000 Depreciación Equipo Medico y Sanitario	22,766.83	9,430.11	13,336.72	141.4
2	5924200000 Depreciación Equipo de laboratorio Medico	27,223.61	20,337.54	6,886.07	33.9
2	5924300000 Depreciación Equipo de laboratorio No Medico	296,773.55	268,257.60	28,515.95	10.6
2	5925100000 Depreciación Equipo de Comunicación	472,257.61	382,552.16	89,705.45	23.4
2	5925200000 Depreciación Equipo de Señalamiento	536,233.73	265,051.71	271,182.02	102.3
2	5926000000 Depreciación Equipo de Computación	6,132,697.03	4,019,968.64	2,112,728.39	52.6
2	5927100000 Depreciación Muebles y equipos Educativos	33,601.01	24,175.62	9,425.39	39
2	5927200000 Depreciación Equipos Recreativos y Deportivos	16,443.18	0	16,443.18	
2	5928000000 Depreciación Herramientas Mayores	8,973,158.39	2,839,190.45	6,133,967.94	216
2	5962000000 Depreciación Computadoras Portátiles	150,796.02	98,774.33	52,021.69	52.7
2	5995000000 GASTOS PROGRAMA NACIONAL REDUCCION PERDIDAS	108,998,082.24	456,087,682.08	-347,089,599.84	-76.1
2	9000000000 Carga inicial GL	-6,318,744,593.40	-6,318,744,593.40	0	0
2	9000000001 Carga inicial AP	6,391,196,694.57	6,391,196,694.57	0	0
2	9000000002 Carga inicial AR	-72,452,101.17	-72,452,101.17	0	0



Posición	Texto p.posición balance/PyG	Jul-24	Jul-23	Desv.abs.	Desv.rel.
2		5,076,607,463.33	3,392,415,506.70	1,684,191,956.63	49.6
32	3161000000 Superavit años anteriores	-2,214,524,435.70	-2,214,524,435.70	0	0
32	3163000000 Deficit año anterior	85,107,464,286.83	78,418,568,098.08	6,688,896,188.75	8.5
32		82,892,939,851.13	76,204,043,662.38	6,688,896,188.75	8.8
33	3121010000 Transferencias Del Estado	-2,175,685,871.61	-202,254,858.16	-1,973,431,013.45	-975.7
33	3121020000 Transferencias Del Sector Privado	-2,589,332.29	-2,589,332.29	0	0
33	3121030000 Transferencias Proyecto Financiado por FOSODE	-494,040,695.28	-494,040,695.28	0	0
33	3121040000 Transferencias FOSODE Decreto 119-97	-9,760,239.90	-9,760,239.90	0	0
33	3121050000 Transferencias Préstamo BCIE-264-0	-327,156,933.84	-327,156,933.84	0	0
33	3121060000 Transferencias Diferencial precio del Petróleo	-56,708,965.52	-56,708,965.52	0	0
33	3121070000 Transferencias EKSPORTFINANS	-352,105,572.30	-352,105,572.30	0	0
33	3121080000 Transferencias Prestamos 787/OC-HO y 918/SF-HO	-41,020,050.00	-41,020,050.00	0	0
33	3121090000 Transferencias Proyecto Japón	-245,442,277.08	-245,442,277.08	0	0
33	3121100000 Transferencias Proyecto Japón III	-45,583,724.62	-45,583,724.62	0	0
33	3121110000 Transferencias Sesión Traspaso Extensión Líneas	-1,348,523,310.27	-1,352,970,590.61	4,447,280.34	0.3
33	3121120000 Transferencias Préstamo BCIE - 233-0	-100,823,773.57	-100,823,773.57	0	0
33	3121130000 Transferencias Programa MARENA	-969,970.00	-969,970.00	0	0
33	3121140000 Transferencia Estudio Geológico Topográfico Tablón	-494,969.40	-494,969.40	0	0
33	3121150000 Transferencias Mejoram. Distribución Energía Rural	-4,000,000.00	-4,000,000.00	0	0
33	3121160000 Transf. LT 35.5.69 138/Rehab. Santa María del Real	-49,318,793.09	-49,318,793.09	0	0
33	3121170000 Transferencias Expansión Sistema Int. III	-164,709,858.39	-164,709,858.39	0	0
33	3121180000 Transf.Coop. Secretaria de Agricultura y Ganadería	-10,944,210.29	-10,944,210.29	0	0
33	3121190000 Transferencias LUFUSA Sub Estación Toncontín	-28,096,600.00	-28,096,600.00	0	0
33	3121200000 Transf. Proy. Electrificación Rural Social (USAID)	-16,813,447.00	-16,813,447.00	0	0
33	3121210000 Transf. Coopera. Técnica entre SAG/ENEE Fondos BID	-81,636,526.20	-81,636,526.20	0	0
33	3121220000 Transferencias ABB OY Finlandia	-433,096,013.64	-433,096,013.64	0	0
33	3121230000 Transf.Coopera.Republica China (Taiwán) Patuca III	-4,800,099.38	-4,800,099.38	0	0
33	3121240000 Transf.Cooperación Técnica CSJ LT 138kw P.J. Ceiba	-3,822,392.42	-3,822,392.42	0	0
33	3121250000 Transferencias Fondo Nórdico Convenio Crédito #440	-152,069,348.21	-152,069,348.21	0	0
33	3121260000 Transferencias Capitalización Gobierno Central	-2,826,701,276.03	-2,826,701,276.03	0	0
33	3121270000 Transf. Gob.Présta. BID-1584 Comisión Compromiso	-195,282,821.72	-195,282,821.72	0	0
33	3121280000 Transf.Hidroeléct. Llanitos, Jicatuayo, Patuca	-966,513,442.49	-966,513,442.49	0	0
33	3121290000 Transferencias IDA - 4536 - HO Moneda Nacional	-47,419,512.85	-47,419,512.85	0	0
33	3121300000 Transferencias IDA - 4536 - HO Moneda Extranjera	-343,241,417.06	-343,241,417.06	0	0
33	3121310000 Transf. Préstamo Electrific. Rural Alivio de Deuda	-1,072,550,213.48	-1,072,550,213.48	0	0
33	3121320000 Transf. PROMEF Transferencia de Equipo y Vehículos	-13,224,453.00	-13,224,453.00	0	0
33	3121340000 Transf. Transformador de Fotersa a ENEE	-78,858,720.00	-78,858,720.00	0	0
33	3121350000 TRANSFERENCIA PROGRAMA NACIONAL REDUCCION PERDIDAS	-3,730,713,588.11	-3,730,713,588.11	0	0
33	3121360000 Transf. Proyecto BID 14905	-10,360,295.43	-10,360,295.43	0	0
33	3121370000 Transf. Proyecto BID 3435 HL	-30,746,774.91	-30,746,774.91	0	0
33	3121380000 Transf. Proy. Electrificación Rural Decr 141-2017	-15,000,000.00	-15,000,000.00	0	0
33		-15,480,825,489.38	-13,511,841,756.27	-1,968,983,733.11	-14.6
34	3131000000 Revaluación de Bienes Muebles	-4,384,234,000.00	-4,384,234,000.00	0	0
34		-4,384,234,000.00	-4,384,234,000.00	0	0
35	3141000000 Condonación de Deudas	-1,536,846,990.19	-1,536,846,990.19	0	0
35		-1,536,846,990.19	-1,536,846,990.19	0	0
36	3151000000 Aportes Organismos Internacionales	-23,714,442.35	-23,714,442.35	0	0
36		-23,714,442.35	-23,714,442.35	0	0
19	3111000000 Capital Propio	-1,721,121,046.87	-1,721,121,046.87	0	0
19		-1,721,121,046.87	-1,721,121,046.87	0	0
167	TOTAL PATRIMONIO	64,822,805,345.67	58,418,700,933.40	6,404,104,412.27	11
6	PASIVO				
22	2111110000 CXP Proveedores de energía generadoras térmicas	-7,496,700,056.44	-4,212,281,984.52	-3,284,418,071.92	-78
22	2111150000 CXP Proveedores de energía Renovable	-14,127,682,021.07	-11,956,006,103.52	-2,171,675,917.55	-18.2
22	2111210000 Cuenta por pagar Transacciones MER	-753,333.65	-518,137,599.35	517,384,265.70	99.9
22	2111220000 CXP Proveedores de Energía al Exterior	-292,656,214.85	-566,790,027.20	274,133,812.35	48.4
22	2111500000 PROVISION COMPRA DE ENERGIA	0	499,764,018.46	-499,764,018.46	-100
22	2112110000 Proveedores bienes nacionales	-212,387,077.65	-59,415,796.96	-152,971,280.69	-257.5
22	2112120000 Proveedores de servicios nacionales	-240,186,965.55	-522,187,863.50	282,000,897.95	54
22	2112130000 Proveedores de Inventarios nacionales	-46,187,588.86	-25,645,845.26	-20,541,743.60	-80.1
22	2112151000 Proveedores Empleados	-15,128,150.89	-10,275,135.00	-4,853,015.89	-47.2
22	2112190000 EM/RF Entrada Mercancia/Recepcion de Factura	-194,222,800.51	-53,607,511.45	-140,615,289.06	-262.3
22	2112211000 CXP Proveedores de EXterior	-158,576,257.75	-158,476,723.04	-99,534.71	-0.1
22	2113110000 CXP Contratistas de obras nacionales	-55,995,107.67	-55,995,107.67	0	0
22	2113120000 CXP Proveedores Proyectos Nacionales	-2,754,173.29	-2,708,070.28	-46,103.01	-1.7
22	2115114000 Cxpagar sueldos y salarios Em Perm Tegucigalpa	-281,459.07	0	-281,459.07	
22	2115125000 Reserva Decimo Cuarto Mes	-6,847,368.98	-6,594,960.01	-252,408.97	-3.8
22	2115126000 Reserva Decimo Tercer Mes (Aguinaldo)	-47,329,225.16	-42,157,818.07	-5,171,407.09	-12.3
22	2115310000 Retención sobre Honorarios	-80,425.47	-82,737.35	2,311.88	2.8
22	2116111000 Cotización Fondo de Prestaciones Sociales	-5,046,590.27	-2,516,577.40	-2,530,012.87	-100.5
22	2116112000 Impuesto sobre la Renta Empleados	-147,879.62	-18,766.86	-129,112.76	-688
22	2116113000 Cotización Instituto hond. De Seguridad Social	-10,913.26	0	-10,913.26	
22	2116114000 Impuesto vecinal Empleados Permanentes	-3,222,926.48	-481,187.65	-2,741,738.83	-569.8
22	2116200102 Sindicato Trabajadores de la ENEE	-26,520.56	9,414.29	-35,934.85	-381.7
22	2116200104 Colegio de Peritos Mercantiles	-150	0	-150	
22	2116200107 Coleg. Profesionales Trabajo Social	-760	-760	0	0
22	2116200109 Contribucion politica Partido Nacional	2,221.20	781.2	1,440.00	184.3
22	2116200112 Cooperativa Empleados San Pedro Sula	-1,155,754.39	-743,348.45	-412,405.94	-55.5
22	2116200115 Cooperativa Empleados Tegucigalpa	-2,526,473.24	-711,111.16	-1,815,362.08	-255.3
22	2116200117 Fondo Especial Ptmto Fondo de Prest Sociales	16,202.28	14,392.18	1,810.10	12.6
22	2116200120 Prestamo Escolar Fondo de Prestaciones Sociales	133,313.61	0	133,313.61	
22	2116200122 Prestamo MI Doble Salario Fondo de Prest Soc.	3,049.07	0	3,049.07	
22	2116200127 Embargos Saldo al 31 de Diciembre 2014	-4,179,856.15	-5,273,576.89	1,093,720.74	20.7
22	2116200128 Grupo Capital	58,436.19	58,436.19	0	0
22	2116200129 Fondo de Prestaciones Sociales (Prestamos)	8,050,061.70	5,981,412.73	2,068,648.97	34.6
22	2116200130 Banco de Desarrollo Rural de Honduras - BANRURAL	-2,043,267.98	0	-2,043,267.98	
22	2116200133 CONTRIBUCION POLITICA PARTIDO LIBRE	56,093.19	-781.2	56,874.39	7,280.40
22	2116200413 Prestaciones por Pagar Tegucigalpa	-41,762,628.93	-27,353,686.76	-14,408,942.17	-52.7
22	2116300104 Impuesto Sobre Ventas por Compra	-27,878,889.07	-349,841,228.19	321,962,339.12	92
22	2116300107 Retención ISR (1% Anticipo ISR)	-431,962.17	1,721,991.59	-2,153,953.76	-125.1
22	2116300108 Impuesto sobre Ganancia de Capital	2,951,481.25	0	2,951,481.25	






**EMPRESA NACIONAL DE ENERGIA ELECTRICA**  
**ESTADO DE SITUACIÓN FINANCIERA**  
 SALDOS AL 31 DE JULIO DE 2024 (CIFRAS EXPRESADAS EN LEMPIRAS)

Posición	Texto p.posición balance/PyG	Jul-24	Jul-23	Desv.abs.	Desv.rel.
27	2152240000 BID 1584/SF-HO	-56,511,076.66	-50,875,095.08	-5,635,981.58	-11.1
27	2152241000 Ints. y Comisiones Vencidos BID 3435/BL-HO	-67,646,199.70	-56,349,541.84	-11,296,657.86	-20
27	2152242000 Ints. y Comisiones Vencidos BID 4598/BL-HO	-190,159,449.11	-94,755,336.67	-95,404,112.44	-100.7
27	2152243000 Ints. y Comisiones Vencidos BID 4599/SX-HO	-173,576.60	-83,918.62	-89,657.98	-106.8
27	2152250000 IDA 4536-HO	-35,375,616.56	-32,718,531.56	-2,657,085.00	-8.1
27	2152310000 INTERESES Y COMISIONES EN MORA JICA HO-P6	-6,732,952.25	-6,687,700.56	-45,251.69	-0.7
27	2152330000 INT EN MORA PTMO. BONO SOBERANO USD 700.00 MM	-2,706,842,873.40	-2,150,863,425.99	-555,979,447.41	-25.8
27	2152330001 INT EN MORA PTMO. BONO SOBERANO USD 600.00 MM	-2,087,202,741.90	-1,244,520,740.10	-842,682,001.80	-67.7
27	2152340000 INT EN MORA PTMO. SUBSIDIARIO SEFIN-EXIMBANK CHINA	-304,068,915.61	-160,901,908.68	-143,167,006.93	-89
27		-7,562,894,113.21	-5,832,299,469.83	-1,730,594,643.38	-29.7
20		-39,886,131,017.77	-36,299,847,611.69	-3,586,283,406.08	-9.9
29	2211320000 Industrial and Comercial Bank of China	-2,717,223,592.72	-3,430,676,537.25	713,452,944.53	20.8
29	2211510000 Suiza UBS Club deParis V	-1,743,968.67	-2,240,972.26	497,003.59	22.2
29	2211520000 Suiza UBS Club deParis VI	-37,365,898.74	-40,828,928.37	3,463,029.63	8.5
29	2212210000 Bonos de Conversión Pasivo RBCP - 2016 ISIN 83-5	-1,215,330,000.00	-1,215,330,000.00	0	0
29	2213100000 Gobierno de Honduras Estrategia Reduccion Pobreza	-1,888,862,137.69	-2,038,368,674.17	149,506,536.48	7.3
29	2213300000 BID 2016/BL-HO	-506,525,180.89	-524,022,024.29	17,496,843.40	3.3
29	2213310000 PTMO. BID 3103/BL-HO L/PLAZO	-484,629,181.42	-497,809,115.95	13,179,934.53	2.6
29	2213400000 BID 1584/SF-HO	-248,628,802.10	-259,305,674.51	10,676,872.41	4.1
29	2213410000 BID 3435/BL-HO	-512,534,566.11	-523,238,792.08	10,704,225.97	2
29	2213410001 BID 4598/BL-HO L/PLAZO	-2,555,098,366.80	-1,934,307,241.90	-620,791,124.90	-32.1
29	2213410002 BID 4599/ BL-HO Largo Plazo	-121,243,640.00	-66,358,710.00	-54,884,930.00	-82.7
29	2213420000 JICA HO-P6 L/PLAZO	-539,940,567.44	-599,836,975.53	59,896,408.09	10
29	2213500000 IDA 4536-HO	-247,436,000.00	-307,216,250.00	59,780,250.00	19.5
29	2216000000 PTMO. BONO SOBERANO USD 700.0 MM L/P	-17,296,052,540.31	-12,443,265,048.41	-4,852,787,491.90	-39
29	2216000001 PTAMO BONO SOBERANO 2020 - L/P	-14,802,131,434.42	-14,708,532,281.97	-93,599,152.45	-0.6
29	2216110000 PRESTAMO SINDICADO 6500MM-2018 L/P	-490,000,000.00	-980,000,000.00	490,000,000.00	50
29	2216120000 PTAMO. FICOHSA USD 26.4 MM L/P-PAGO EHH	0.01	0.01	0	0
29	2216130000 Conv. Subs. SEFIN (BANK-CHINA PTAMO. No.6021583003	-1,827,584,029.50	-1,816,027,564.34	-11,556,465.16	-0.6
29	2216141000 BONOS ISIN VGE-2019 ISIN 18-1	-1,070,000,000.00	-1,070,000,000.00	0	0
29	2216142000 BONOS ISIN VGE-2019 ISIN 24-9	-983,412,000.00	-983,412,000.00	0	0
29	2216143000 BONOS ISIN VGE-2019 ISIN 34-8	-7,500,000.00	-7,500,000.00	0	0
29	2216144000 BONOS ISIN VGE-2019 ISIN 40-5	-161,356,000.00	-161,356,000.00	0	0
29	2216145000 BONOS ISIN VGE-2019 ISIN 48-8	-1,796,602,000.00	-1,796,602,000.00	0	0
29	2216146000 BONOS ISIN VGE-2019 ISIN 58-7	-612,122,000.00	-612,122,000.00	0	0
29	2216150000 REEMBOLSO INVERSIONES E.E.H. - AÑO II	-0.01	-0.01	0	0
29	2216160000 BONOS VGE-2020 ISIN HENEE00064-5	0	-1,014,000,000.00	1,014,000,000.00	100
29	2216160001 BONOS VGE-2020 ISIN HENEE00066-0	-1,651,000,000.00	-1,651,000,000.00	0	0
29	2216160002 BONOS VGE-2020 ISIN HENEE00072-8	-758,300,000.00	-758,300,000.00	0	0
29	2216160003 BONOS VGE-2020 ISIN HENEE00076-9	-621,000,000.00	-621,000,000.00	0	0
29	2216160004 BONOS VGE-2020 ISIN HENEE00084-3	-164,000,000.00	-164,000,000.00	0	0
29	2216170000 BONOS VGE-2021 ISIN HNENE00098-3	-1,413,141,000.00	-1,413,141,000.00	0	0
29	2216170001 BONOS VGE-2021 ISIN HNENE00099-1	-565,000,000.00	-565,000,000.00	0	0
29	2216170002 BONOS VGE-2020 ISIN HNENE00077-7	-300,000,000.00	-300,000,000.00	0	0
29	2216170003 BONOS VGE-2020 ISIN HNENE00085-0	-150,000,000.00	-150,000,000.00	0	0
29	2216170004 BONOS VGE-2021 ISIN HNENE00096-7	0	-150,000,000.00	150,000,000.00	100
29	2216170005 BONOS VGE-2021 ISIN 000103-1 - EMISION DIC 2022	-5,210,000,000.00	-5,210,000,000.00	0	0
29	2216170006 BONOS VGE-2021 ISIN 000109-8 - EMISION DIC 2022	-1,475,000,000.00	-1,475,000,000.00	0	0
29	2216180001 BONOS VGE-2023 ISIN 0001163 EMISION DIC-2023	-300,000,000.00	0	-300,000,000.00	
29	2216180002 BONOS VGE-2023 ISIN 0001205 EMISION DIC-2023	-850,000,000.00	0	-850,000,000.00	
29		-63,580,762,906.81	-59,489,797,791.03	-4,090,965,115.78	-6.9
30	2232000000 Focos Ahorro de Energía EURE	-368,114.41	-368,114.41	0	0
30	2234000000 Reserva Depósitos BCH 2.24% / 4.8%	-521,477.80	-521,477.80	0	0
30	2235000000 CXP FIDUCIARIO FICOHSA 100,000,000.00 MILLONES LEM	0	-100,000,000.00	100,000,000.00	100
30		-889,592.21	-100,889,592.21	100,000,000.00	99.1
31	2241000000 Depósitos en Garantía	-682,416,915.39	-626,412,400.16	-56,004,515.23	-8.9
31	2242000000 Depósito 5% de Garantía por Calidad de Proyecto	-25,273,991.94	-20,459,416.80	-4,814,575.14	-23.5
31	2243000000 Abonados con Saldo en Crédito	-259,441,463.03	-109,681,152.71	-149,760,310.32	-136.5
31	2244000000 Depósitos Tesorería General de República	0	-55,615.47	55,615.47	100
31	2245000000 Aporte clientes para construcción CentroSur	123,995,346.74	124,017,488.15	-22,141.41	0
31	2246000000 Aporte clientes para construcción Noroccidente	1,930,953.99	1,930,953.99	0	0
31	2247000000 Aporte clientes para construcción Litoral Atlántico	-83,200,680.70	-83,200,680.70	0	0
31		-924,406,750.33	-713,860,823.70	-210,545,926.63	-29.5
37	2261000000 Pasivo Laboral por Pagar Permanentes	-850,259,543.97	-779,902,253.85	-70,357,290.12	-9
37	2262000000 Pasivo Laboral por Pagar Temporales	-139,966,870.54	-131,615,355.73	-8,351,514.81	-6.3
37		-990,226,414.51	-911,517,609.58	-78,708,804.93	-8.6
38	2250000000 Pagos a Favor de Gobierno para Consumo de Energía	49,925,619.00	51,868,553.05	-1,942,934.05	-3.7
38	2251000000 Cuentas por Pagar Comisión Reguladora de Energía	-113,126,219.47	-116,811,708.03	3,685,488.56	3.2
38	2252000000 Deducciones Recaudaciones por Confirmar	-2,184,666.93	-2,184,666.93	0	0
38	2253000000 Rebajas en Recaudaciones por pagar por confirmar	-561,105,907.85	-493,220,987.47	-67,884,920.38	-13.8
38	2255000000 PAGOS ANTICIPADOS DEPOSITOS DE ABONADOS	310,920,879.17	272,957,599.20	37,963,279.97	13.9
38	2256000000 INTERESES POR DEPOSITOS DE ABONADOS EN GARANTIA	56.56	56.56	0	0
38	2258000000 PRIMA RECIBIDA SOBRE BONOS VGE - 2020	-11,089,671.45	-16,835,142.20	5,745,470.75	34.1
38	2258010000 PRIMA RECIBIDA SOBRE BONOS VGE - 2021	-1,031,368.72	-1,420,476.54	389,107.82	27.4
38	2263000000 Intereses ELCOSA Pasivo Contingente	-95,634,976.05	-95,634,976.05	0	0
38	2264000000 Intereses EMCE CHOLOMA I Pasivo Contingente	-164,640,185.34	-164,640,185.34	0	0
38	2265000000 Intereses EMCE CHOLOMA II Pasivo Contingente	-44,968,595.48	-44,968,595.48	0	0
38	2266000000 Intereses LUFUSSA I Pasivo Contingente	-53,422,725.83	-53,422,725.83	0	0
38	2267000000 Intereses LUFUSSA II Pasivo Contingente	-232,027,056.57	-232,027,056.57	0	0
38	2268000000 Intereses LUFUSSA III Pasivo Contingente	-1,357,278,734.71	-1,357,278,734.71	0	0
38	2269000000 Intereses ENERSA 200MW Pasivo Contingente	-1,276,618,806.99	-1,276,618,806.99	0	0
38	2270000000 Intereses ENERSA 30 MW Pasivo Contingente	-134,156,478.91	-134,156,478.91	0	0
38	2310000000 Sobrantes de Inventario de Empleados	-48,089,404.62	-48,017,904.14	-71,500.48	-0.1
38	2311000000 Sobrantes de Inventario en Proceso	-9,181,142.30	-9,207,650.88	26,508.58	0.3
38	2311210000 Sobrantes Recaudación Banco Ficosha	-12,759,888.01	-12,759,888.01	0	0
38	2311220000 Sobrantes Recaudación Banco Atlántida	-1,868,964.15	-1,868,964.15	0	0
38	2311240000 Sobrantes Recaudación Banco Lafise	-373,197.73	-373,197.73	0	0
38		-3,758,711,436.38	-3,736,621,937.15	-22,089,499.23	-0.6
39		-69,254,997,100.24	-64,952,687,796.67	-4,302,309,346.57	-6.6
6	TOTAL PASIVO	-109,141,128,118.01	-101,252,535,365.36	-7,888,592,752.65	-7.8
180	TOTAL PATRIMONIO Y PASIVO	-44,318,322,772.34	-42,833,834,431.96	-1,484,488,340.38	-3.5



EMPRESA NACIONAL DE ENERGIA ELECTRICA  
**ESTADO DE SITUACIÓN FINANCIERA**  
SALDOS AL 31 DE JULIO DE 2024 (CIFRAS EXPRESADAS EN LEMPIRAS)

Posición	Texto p.posición balance/PyG	Jul-24	Jul-23	Desv.abs.	Desv.rel.
41	7202010000 Garantía de Calidad Nacional	7,081,592.19	7,081,592.19	0	0
41	7202020000 Garantía de Calidad en Dolares	517,254.80	517,254.80	0	0
41	7302010000 Garantía de Cumplimiento Nacional en Lempiras	6,500,453,768.54	6,500,453,768.54	0	0
41	7302020000 Garantía de Cumplimiento Nacional en Dolares	875,277,997.16	875,277,997.16	0	0
41	7401010000 Dobre Deudas Prestamo ENEL	244,412,744.71	244,412,744.71	0	0
41	7402010000 Sobre Deuda Prestamo Estándar Fruit Com	333,656,818.80	333,656,818.80	0	0
41	7405010000 Sobre Deuda RECO	30,188,633.55	28,357,611.51	1,831,022.04	6.5
41	7406010000 Dobre Deuda Prestamo BID 1095/Sf/HO	366,918,762.12	385,432,808.76	-18,514,046.64	-4.8
41	7407010000 Sobre Deuda BID 007	155,126,607.26	169,287,176.87	-14,160,569.61	-8.4
41	7408010000 Sobre Deuda BCIE 2038, CONTRATO nO. 099/2010	594,540,740.07	594,540,740.07	0	0
41	7409010000 TERRENOS Inundables	380,605.55	380,605.55	0	0
41	7501010000 Depositos de Abonados KVA Centro Sur	4,645,593.68	4,645,593.68	0	0
41	7502010000 Depositos de Abonados KVA Noroccidente	412,413,343.48	412,413,343.48	0	0
41	7503010000 Depositos de Abonados KVA Litoral Atlantico	32,800,240.61	32,800,240.61	0	0
41	7601010000 DEMANDAS LABORALES	1,363,744,396.37	1,363,744,396.37	0	0
41	7601020000 Empresa Energía Honduras (E.E.H.)	8,030,269,693.87	8,030,269,693.87	0	0
41	7601030000 DEMANDAS CIVILES Y CONTENCIOSO ADMINISTRATIVO	9,084,102,969.37	9,084,102,969.37	0	0
41	7601040000 IMTO. S/VENTAS POR COMPRA E.E.H.	80,023,208.62	80,023,208.62	0	0
41	7700010000 INCENTIVOS MECER (SOLAR)	364,805,576.08	364,805,576.08	0	0
41	7700020000 INCENTIVOS LLANOS DEL SUR, SOLAR	155,716,225.58	155,716,225.58	0	0
41	7700030000 INCENTIVOS GENERADORES SOLARES EL POLLITO	177,043,793.20	177,043,793.20	0	0
41	7700040000 INCENTIVOS ENERBASA, SOLAR	231,979,252.10	231,979,252.10	0	0
41	7700050000 INCENTIVOS EMPRESA ENERGIA SOLAR CENTROAMERICANA	478,965,073.57	478,965,073.57	0	0
41	7700060000 INCENTIVOS EMPRESA SERSA CHOLUTECA SOLAR I	247,510,903.12	247,510,903.12	0	0
41	7700070000 INCENTIVOS EMPRESA SERSA CHOLUTECA SOLAR II	362,856,110.23	362,856,110.23	0	0
41	7700080000 INCENTIVOS EMPRESA FOTERSA SOLAR PACIFICO I	245,361,757.06	245,361,757.06	0	0
41	7700090000 INCENTIVOS EMPRESA ENERGIA SOLAR CINCO ESTRELLAS	658,846,106.79	658,846,106.79	0	0
41	7700100000 INCENTIVOS PODERSSA, SOLAR	550,704,479.42	550,704,479.42	0	0
41	7700110000 INCENTIVOS COMPAÑIA SOLAR POWER (SOPOSA)	707,109,032.70	707,109,032.70	0	0
41	7700120000 INCENTIVOS CIA. HONDUREÑA ENERGIA SOLAR (COHESSA)	702,113,089.87	702,113,089.87	0	0
41	7800010000 INTERESES ELCOSA	15,419,150.41	15,419,150.41	0	0
41	7800020000 INTERESES EMCE CHOLOMA I	90,538,111.92	90,538,111.92	0	0
41	7800030000 INTERESES EMCE CHOLOMA II	22,373,476.14	22,373,476.14	0	0
41	7800040000 INTERESES LUFUSSA I	6,131,806.66	6,131,806.66	0	0
41	7800050000 INTERESES LUFUSSA II	130,505,653.58	130,505,653.58	0	0
41	7800060000 INTERESES LUFUSSA III	212,629,925.74	212,629,925.74	0	0
41	7800070000 INTERESES ENERSA 200 MW	282,983,202.92	282,983,202.92	0	0
41	7800080000 INTERESES ENERSA 30 MW	22,507,857.46	22,507,857.46	0	0
41	7900010000 CUENTAS DE ORDEN POR EL CONTRA	-33,782,655,555.30	-33,813,499,149.51	30,843,594.21	0.1




## EMPRESA NACIONAL DE ENERGIA ELECTRICA

## BALANZA DE COMPROBACION


SALDOS AL 31 DE JULIO DE 2024 (CIFRAS EXPRESADAS EN LEMPIRAS)

Cta.mayor	Texto breve	Arrastre de saldos	Periodo de informe debe	Saldo Haber per.inf.	Saldo acumulado
1112012206	MANEJ INTEG LAGO YOJ	231.2	0	0	231.2
1112111201	GERENCIA CENTRAL-USD	65,938,093.80	612,918,162.24	587,870,082.15	90,986,173.89
1112111202	GENER.ENERG. ELEC. \$	4,540,233.42	2,560,223.05	5,117,381.53	1,983,074.94
1112111203	Apoyo Integ.	8,661.80	0	0	8,661.80
1112111204	GENERACION EUROS	255,551.14	0	0	255,551.14
1112111207	GERENCIA CENTR EUROS	26,355.30	24,451.70	24,451.70	26,355.30
1112111209	JICA HO-P-6 FORT COM	0	6,804,862.92	0	6,804,862.92
1112111333	CUENTA UNICA M/E	1.73	20,842,833.12	20,842,833.12	1.73
1112111802	ILIBRETA GER EUROS	348,553.85	7,973.47	3,951.69	352,575.63
1112112106	APOY PROG NAC TRANS	-1,603,562.95	1,002,918,545.38	292,074,037.68	709,240,944.75
1112112107	APOY PROG NAC TRANS	0	56,517,780.00	56,517,780.00	0
1112112203	APOY. DES SOST ENER	-171,981.21	171,975.64	0	-5.57
1112112205	PROG ELECT RURAL LUG	3,121,006.45	0	0	3,121,006.45
1112114641	TGR CTA. UNICA M.E.	0	20,844,543.24	20,844,543.24	0
1112121101	GERENCIA ADMINISTRAT	17,359,708.50	84,786,627.40	78,297,499.52	23,848,836.38
1112171202	GERENCIA DISTRIBUCIO	69,522,912.16	485,635,134.11	550,562,864.27	4,595,182.00
1112171301	VALORES GUBERNAMENTA	41,623,568.20	47,760,813.38	87,262,571.86	2,121,809.72
1112201101	PROG.NAC.REDUC	1,526,554,164.93	2,140,187,653.17	2,973,547,878.95	693,193,939.15
1112201206	ELECT CONVENIO 1584	0	1,500,000.00	0	1,500,000.00
1112201301	TRANSMISION CREDITO	21,000.00	0	0	21,000.00
1112202105	GEREN ELECTRIFIC RUR	0	500,000.00	0	500,000.00
1112211058	CTA PTE BCH-ENEE	15,807,336.00	3,016,790,781.38	3,016,790,781.38	15,807,336.00
1112211185	LIBRETA INGRESOS	1,818,773.53	19,438,138,169.47	19,484,646,349.15	-44,689,406.15
1112211203	GEREN CNTRL FDS PRO	54,897,832.40	22,181,708,680.42	22,170,983,929.63	65,622,583.19
1112211205	Proy Mejoram Efic Se	0	5,000,000.00	0	5,000,000.00
1112211206	TRANSMISION ENE FDS	8,025,481.21	161,966,831.36	168,141,960.24	1,850,352.33
1112211290	REHAB. Y REPOENCIAC	-430,206.95	0	0	-430,206.95
1112212105	REHAB Y REPONT COMP	4,492,330.15	4,493,877.91	3,014,656.52	5,971,551.54
1112212106	APOY PROG NAC TRANS	389,359.92	6,694,982.04	6,782,606.95	301,735.01
1112212109	RENOV CENTRAL HID FC	0.07	360,140.38	360,140.49	-0.04
1112212205	PROG ELECT RURAL LUG	595,581.96	2,000,985.53	2,136,301.43	460,266.06
1112212502	CAMPAÑA DE AHORRO	0	75,762.32	0	75,762.32
1112216121	SUB-GERENCIA NO	126,270.00	160,080.00	0	286,350.00
1112219121	GENERAC ENRG ELECT F	8,355,246.46	449,641,499.17	428,598,751.36	29,397,994.27
1112221101	FONDOS APOYO BCH	751,075.78	252,143,469.66	89,693,693.24	163,200,852.20
1112221202	RECAUD INGRESOS POR	1,349,020.75	3,708,091.76	4,701,700.00	355,412.51
1112221206	APOY PROG NAC TRANS	-122,088.57	12,554,272.46	12,428,915.43	3,268.46
1112271101	GERENCIA DE DISTRIBU	1,588,959.92	0	1,500,000.00	88,959.92
1112271201	SUBGERENCIA NOROCCID	48,933.78	0	0	48,933.78
1112271202	SUBGERENCIA CENTRO S	44,284.61	59,990,976.08	59,990,181.08	45,079.61
1112271203	SUBGERENCIA LITORAL	180,009.87	0	25,967.00	154,042.87
1112271204	GERENCIA DE DISTRIBU	12,343,591.51	15,901,743,200.96	15,884,014,267.36	30,072,525.11
1112271302	SUBGERENCIA CENTRO S	0	823,492,683.45	823,052,873.84	439,809.61
1112271303	SUBGERENCIA LITORAL	42	0	0	42
1112281205	Electrificación Rura	0	1,000,000.00	0	1,000,000.00
1112291202	CONVENIO LINEA CREDI	3,864,049.62	0	0	3,864,049.62
1112292201	CONV GOB CHINA HOND	0	2,850,638.04	1,757,712.75	1,092,925.29
1112300000	Int. Fin. Recaudador	106,126,708.13	19,826,347,106.35	19,338,277,479.94	594,196,334.54
1112320000	Cooperativas	628,431.98	102,056,044.64	99,881,065.73	2,803,410.89
1112500206	RECA 47.76%	189,012,905.23	9,274,240,820.59	9,025,642,040.40	437,611,685.42
1112511000	FIDUCIARIO FICOHSA	114,501,705.86	7,207,089,642.55	6,935,921,301.40	385,670,047.01
1112533000	AGENTE FIDUCIARIO	70,105,489.87	860,931,308.57	890,655,575.29	40,381,223.15
1112610301	PROY EN RENOV M N	851,733.16	2,759,548.74	3,360,314.72	250,967.18
1112611102	PROY EN RENOV USD	0	44,163,775.00	44,166,171.04	-2,396.04
1112710500	ELECTRURRAL CONVENIO	0	85,000.00	0	85,000.00
1112810000	Efect en transito	0	896,032,297.90	848,266,130.98	47,766,166.92
1121310000	Ac y Val Prop de RED	160,233,450.00	871,050.00	335,450.00	160,769,050.00
1121320000	Ac y VI Prop REDCA	6,080,918.03	1,352,751.97	7,620.00	7,426,050.00
1131111000	CXC Abond Res CS	3,928,707,964.06	6,596,650,300.25	6,546,414,806.98	3,978,943,457.33
1131112000	CXC Abond Res NO	4,680,550,971.98	6,188,777,817.88	6,106,250,971.59	4,763,077,818.27
1131113000	CXC Abond Res Atl	1,201,033,048.88	2,117,266,595.70	2,051,722,015.77	1,266,577,628.81
1131121000	CXC Abond Ind CS	303,179,865.89	1,330,934,719.25	1,324,991,880.59	309,122,704.55
1131122000	CXC Abond Ind NO	204,460,944.07	3,313,042,022.34	3,258,324,908.16	259,178,058.25
1131123000	CXC Abond Ind Atl	9,515,530.84	232,506,757.13	232,457,890.94	9,564,397.03
1131131000	CXC Abond Com CS	1,621,495,601.01	3,636,756,405.21	3,646,648,613.20	1,611,603,393.02
1131132000	CXC Abond Com NO	1,417,370,809.92	5,565,961,291.72	5,587,675,712.93	1,395,656,388.71
1131133000	CXC Abond cOM Atl	353,918,899.89	1,256,846,448.15	1,256,753,348.74	354,011,999.30
1131211000	CXC S P Ab G Ctr CS	563,984,484.41	846,157,882.01	892,732,138.39	517,410,228.03
1131212000	CXC S P Ab G Ctr NO	378,058,994.34	522,461,348.85	615,149,242.96	285,371,100.23
1131213000	CXC S P Ab G Ctr Atl	168,890,306.36	109,834,273.85	146,523,206.54	132,201,373.67
1131221000	CXC Ab S P CS	1,942,224,422.35	408,043,682.02	383,458,425.41	1,966,809,678.96
1131222000	CXC Ab S P NO	460,085,204.05	190,671,190.24	138,478,653.37	512,277,740.92
1131223000	CXC Ab S P Atl	358,668,469.85	48,096,757.21	29,958,590.82	376,806,636.24
1131231000	CXC Ab Mun S P CS	386,793,093.53	75,239,959.30	56,867,059.62	405,165,993.21
1131232000	CXC Ab Mun S P NO	557,126,072.18	81,463,656.93	182,216,562.08	456,373,167.03
1131233000	CXC Ab Mun S P Atl	8,424,880.78	14,561,472.82	18,309,471.78	4,676,881.82
1131241000	CXC Sb G de HND CS	0	1,560.00	1,560.00	0
1131242000	CXC Sb G de HND NO	0	0	85,796.72	-85,796.72
1131244000	CXC Sub. Abo. Consum	286,004,078.39	112,686,240.54	126,863,855.04	271,826,463.89
1131251000	Subs Junt DE AGUA	1,028,563,812.93	261,365,392.00	2,452,820.39	1,287,476,384.54
1131280000	CXC Gob. Central Dec	41,729,772.99	1,958,185.76	0	43,687,958.75
1131290000	CXC Bono Gob. 18-19	542,369,715.83	130,212.82	272,325.55	542,227,603.10
1131291000	CXC Bono Gob. 2021	380,546,483.77	488,777.35	620,615.95	380,414,645.17
1131350000	CXC DEC. 94-2015 VID	12,728,765.83	2,772,125.31	79,338.44	15,421,552.70
1131360000	CXC CON.INT.DGE 14	107,096.68	6,174.85	6,174.85	107,096.68
1131370000	CXC DEC 35 2016 COND	82,128.08	0	0	82,128.08



EMPRESA NACIONAL DE ENERGIA ELECTRICA  
**BALANZA DE COMPROBACIÓN**  
SALDOS AL 31 DE JULIO DE 2024 (CIFRAS EXPRESADAS EN LEMPIRAS)

Cta.mayor	Texto breve	Arrastre de saldos	Período de informe debe	Saldo Haber per.inf.	Saldo acumulado
1131380000	CXC DEC 13 2016 EXON	228,160,762.06	37,111,671.49	5,905,179.99	259,367,253.56
1131390000	CXC DEC 17 2016 ORFA	17,418,879.46	2,400,810.69	0	19,819,690.15
1131400000	CXC DEC 265 2002 ORF	1,242,657.35	239,449.47	92,240.80	1,389,866.02
1131410000	CXC DEC 51-2018 BORR	626,627,555.28	130,278.93	130,278.93	626,627,555.28
1131420000	CXC CON.INT.DGE 129	73,045,570.91	7,686.31	7,686.31	73,045,570.91
1131430000	CXC DEC 02-2013	11,856,528.70	1,824,018.36	0	13,680,547.06
1131440000	CXC DESC TERC EDAD	1,442,345,797.77	219,828,748.51	8,407,366.33	1,653,767,179.95
1131450000	CXC DESC ASILO ANCI	21,277,885.44	7,269,154.08	46,955.43	28,500,084.09
1131460000	CXC DEC 171-2019	279,844,876.11	0	0	279,844,876.11
1131470000	CXC DEC 171-2019	412,272,197.34	0	0	412,272,197.34
1131480000	CXC DEC 31-2017	1,254,907.67	296,616.25	0	1,551,523.92
1131490000	CXC DEC 95-2019	0	45,785,860.49	0	45,785,860.49
1131510000	CXC DEC 2-2022	550,444,459.78	2,400,078,818.25	2,568,214,535.47	382,308,742.56
1131520000	CXC DEC	415,742,755.26	1,768,110,082.18	1,367,346,423.26	816,506,414.18
1132411100	Falt x C Inv en Proc	4,048,792.68	0	0	4,048,792.68
1133110000	Falt X C Maj de Inv	51,888,304.93	0	0	51,888,304.93
1133320000	var ctas X cobrar	15,615,000.77	0	0	15,615,000.77
1133332000	Cx C SAR	54,904,929.32	0	0	54,904,929.32
1133400000	Ctas Emb X Prest	0	298,681,397.07	298,681,397.07	0
1133355000	cxc Reseva Prestamo	37,431,512.45	0	0	37,431,512.45
1133356000	cxc Embargos Cuentas	59,514,614.52	0	0	59,514,614.52
1133357000	CTAS/ COBRAR FICOSHA	34,106,848.08	0	0	34,106,848.08
1133361000	Fal Rep Mat Tega	13,808,844.65	0	0	13,808,844.65
1133362000	Fal Rep Mat C Sur	3,001,807.68	0	0	3,001,807.68
1133363000	Fal Rep Mat Noroc	-423,763.39	36,790.46	81,080.92	-468,053.85
1133365200	Fal Rec Bco. Atlanti	31,249,999.91	0	0	31,249,999.91
1133371000	Plan Med Em Tega	207,300.12	565,154.59	650,668.02	121,786.69
1133410000	Liqui Reem Fon Rein	0	71,838.22	71,838.22	0
1133460000	Desembolsos por Cobr	1,246,372,958.01	25,474,266.88	1,035,758,514.05	236,088,710.84
1133463000	Desembolsos por Cobr	102,055,885.30	0	0	102,055,885.30
1133510000	Otras x C Int Nic En	247,964,675.01	0	0	247,964,675.01
1133520000	Otras x C IHRE Panam	1,073,760.91	0	0	1,073,760.91
1133530000	Otras x C RECO	26,157,458.45	0	0	26,157,458.45
1133540000	O C EPR SIEPA B 2016	83,429,243.43	361,012.51	1,705,289.07	82,084,966.87
1133550000	O x C StandFruit Co	88,963,304.96	0	0	88,963,304.96
1133570000	O C x C Ag Ad Ferr N	619,072.63	0	0	619,072.63
1133630000	Retenc. Recaudacion	743,674.17	0	0	743,674.17
1133740000	Reserva Pago	13,633,530.19	0	0	13,633,530.19
1133750000	PTMO SINDIII (2018)	119,930,170.25	317,800,000.00	112,888,983.57	324,841,186.68
1133760000	Reserva Pago	-83,067,055.03	0	0	-83,067,055.03
1133770000	DCTOS EMISION BONOS	4,916,205.62	0	1,503,675.98	3,412,529.64
1133780000	DCTOS EMISION BONOS	19,558,954.02	0	3,323,198.66	16,235,755.36
1133790000	DCTOS EMISION BONOS	2,602,131.03	0	384,608.12	2,217,522.91
1133800000	DCTOS EMISION BONOS	149,198,851.09	0	6,096,398.20	143,102,452.89
1133900000	DESCTO S/VGE-2023	106,190,635.55	0	3,100,894.77	103,089,740.78
1134110000	Pv P/c Dud C Ab Rs	-7,160,407,180.92	627,325,525.66	1,384,708,850.25	-7,917,790,505.51
1134120000	Pv P/c Dud C Ab Ind	-63,240,154.43	3,027,218.21	6,416,221.86	-66,629,158.08
1134130000	Pv P/c Dud C Ab Com	-3,365,737,573.41	19,547,645.66	26,339,590.22	-3,372,529,517.97
1134140000	Pv P/c Dud Int Nic E	-247,964,675.01	0	0	-247,964,675.01
1134150000	Pv P/c Dud Int IHRE	-1,073,760.91	0	0	-1,073,760.91
1134160000	Pv P/c Dud RECO	-26,157,458.45	0	0	-26,157,458.45
1134180000	Pv p/c Dud Stand FC	-88,963,304.96	0	0	-88,963,304.96
1134220000	Pv P/Int X Contr Deu	-209,530,424.84	137,286,965.16	14,717,630.15	-86,961,089.83
1134230000	RVA. COM. GTIA.BANCA	26,578,640.30	0	0	26,578,640.30
1134240000	RESERVA SOBREGIRO	42,342,026.95	0	0	42,342,026.95
1134250000	RVA. REEMB. INV.2AÑO	234,384,101.93	10,500,000.00	10,500,000.00	234,384,101.93
1134260000	RVA. REEMB. M/O 2AÑO	242,066,387.06	0	0	242,066,387.06
1136110000	Ant Prov nacionales	722,438.35	0	0	722,438.35
1136120000	Ant Prov Extraj	128,315,009.37	0	0	128,315,009.37
1136911000	Antc P/ Gst Vje CS	55,550.45	0	0	55,550.45
1136912000	Antc P/ Gst Vje NO	157,596.87	0	0	157,596.87
1136913000	Antc P/ Gst Vje Atl	46,475.00	0	0	46,475.00
1136914000	Antc P/ Gst Vje Cntr	129,747.75	50	50	129,747.75
1136921000	Antc P/ Gst Vje CS	23,509.27	0	0	23,509.27
1136922000	Antc P/ Gst Vje NO	325,395.36	0	0	325,395.36
1136923000	Antc P/ Gst Vje Atl	-2,712.50	0	0	-2,712.50
1136924000	Antc P/ Gst Vje Cntr	195,527.69	0	0	195,527.69
1137100000	Antc Gastos Varios	16,406,979.57	28,329,989.01	20,216,209.16	24,520,759.42
1139100000	Ctas X Liq Dec Ct M	0	79,352,362.15	79,352,362.15	0
1139200000	Ctas X Liq Aguin	0	12,210,412.92	12,210,412.92	0
1151000000	Inv Mat y Sums	229,242,571.18	238,363,417.99	157,417,032.36	310,188,956.81
1152000000	Inv Mat y Sum Prys	45,549,224.08	26,322,022.78	16,962,254.11	54,908,992.75
1153000000	Inv Repuestos	263,071,776.51	41,020,233.12	17,500,452.66	286,591,556.97
1154000000	Inv Rp Prys	19,536,908.24	0	0	19,536,908.24
1155100000	Inv Cmb uso Gral	43,955,640.27	691,728,665.51	144,625,868.03	591,058,437.75
1155300000	Inv Comb Generacion	161,066,043.44	57,377,400.06	375,705,708.61	-157,262,265.11
1156100000	P/ ped de Mat y Sum	16,299,246.65	0	0	16,299,246.65
1158200000	PROVISION POR OBSOLE	-17,725,342.94	0	0	-17,725,342.94
1161260000	Cx C Anticipo	1,250,000.00	0	0	1,250,000.00
1162210000	Dep en Garan MER	145,131,798.86	75,620,898.78	113,663,349.11	107,089,348.53
1311000000	Cst H terrenos	509,211,480.64	0	0	509,211,480.64
1312000000	Revalúo de Terrenos	41,439,412.79	0	0	41,439,412.79
1321000000	Cst H Edificios	139,428,387.04	0	0	139,428,387.04
1322000000	Revalúo de Edificios	205,245,859.71	0	0	205,245,859.71
1329100000	Depr Cst H Ed	-94,954,132.64	0	1,400,867.88	-96,355,000.52
1329200000	Depr Reval Edificios	-122,254,845.64	0	1,874,652.60	-124,129,498.24



EMPRESA NACIONAL DE ENERGIA ELECTRICA  
**BALANZA DE COMPROBACIÓN**  
SALDOS AL 31 DE JULIO DE 2024 (CIFRAS EXPRESADAS EN LEMPIRAS)

Cta.mayor	Texto breve	Arrastre de saldos	Período de informe debe	Saldo Haber per.inf.	Saldo acumulado
1341110000	Cst H Hid Cajón	1,692,206,230.52	0	0	1,692,206,230.52
1341120000	Cst Rv Ctr Hid Cajón	16,522,041,260.68	0	0	16,522,041,260.68
1341131000	Depr Cst H Cajón	-1,230,385,136.12	0	14,731,714.85	-1,245,116,850.97
1341132000	Dep Rv Ctr El Cajón	-16,200,717,063.30	0	29,533,148.76	-16,230,250,212.06
1341210000	Cst H Ctr Patucall	20,585.00	4,227,377.00	0	4,247,962.00
1341231000	Depr Cst H Patucall	-530.71	0	12,605.14	-13,135.85
1341310000	Cst H Cpj Hid Cañav	595,396,977.64	0	0	595,396,977.64
1341320000	Cst Rv Cpj Hid Cañav	5,829,787,670.77	0	0	5,829,787,670.77
1341331000	Depr Cst H Cañaveral	-588,814,143.98	0	28,411.13	-588,842,555.11
1341332000	Depr Reval Cañaveral	-5,771,489,794.17	0	0	-5,771,489,794.17
1341410000	Cst H Pry Hid Nísp	118,098,851.76	0	0	118,098,851.76
1341420000	Cst Rv Pry Hid Nísp	1,156,542,888.24	0	0	1,156,542,888.24
1341431000	Depr Cst H El Nísp	-116,833,368.04	0	655	-116,834,023.04
1341432000	Dep Rv El Nispero	-935,622,538.42	0	8,240,368.02	-943,862,906.44
1341510000	Cst H Sta M Real	3,393,548.14	0	0	3,393,548.14
1341520000	Cst Rv Sta m Real	33,044,082.50	0	0	33,044,082.50
1341531000	Dep A Cst H S M Real	-2,795,333.27	0	21,399.44	-2,816,732.71
1341532000	Dep Rv Sta M Real	-32,713,641.68	0	0	-32,713,641.68
1342310000	Cst H Plnt Térm Ce	106,903,241.94	0	0	106,903,241.94
1342320000	Cst Rev Plnt Térm Ce	614,047,064.52	0	0	614,047,064.52
1342331000	Depr Cst H Plnt Ceib	-105,604,829.64	0	17,110.99	-105,621,940.63
1342332000	Dep Rv Plnt La Ceiba	-607,906,590.61	0	0	-607,906,590.61
1351100000	Cst H Líneas Trs N	1,583,103,246.04	0	0	1,583,103,246.04
1351200000	Cst Rev Líneas Trs N	4,410,342,527.11	0	0	4,410,342,527.11
1351310000	Depr Cst H Lín Trs N	-1,413,753,688.53	0	10,959,069.11	-1,424,712,757.64
1351320000	Dep Rv Lín Trs Nac	-4,126,781,127.74	0	12,592,278.66	-4,139,373,406.40
1353100000	Cst H Sub Estaciones	1,032,574,639.79	29,821,397.50	0	1,062,396,037.29
1353200000	Cst Rev Sub Est	2,884,052,899.40	0	0	2,884,052,899.40
1353310000	Depr Cst H Sub Est	-753,925,777.52	0	11,251,528.75	-765,177,306.27
1353320000	Dep Rv Sub Est	-2,359,960,177.57	0	17,810,922.12	-2,377,771,099.69
1361100000	Cst H Sis de Desp	121,695,832.45	0	0	121,695,832.45
1361200000	Cst Rev Sis de D	345,318,932.34	0	0	345,318,932.34
1361310000	Depr Cst H Sis de D	-114,698,046.90	0	1,525,505.50	-116,223,552.40
1361320000	Dep Rv Sis de Desp	-337,552,002.94	0	355,249.18	-337,907,252.12
1362100000	Cst H Sis de Dist	6,864,862,525.34	0	0	6,864,862,525.34
1362200000	Cst Rev Sis de Dist	7,898,585,008.56	0	0	7,898,585,008.56
1362310000	Depr Cst H Sis de D	-6,440,772,302.43	0	21,913,399.89	-6,462,685,702.32
1362320000	Dep Rv Sis de Dis	-5,572,206,078.69	0	89,706,079.51	-5,661,912,158.20
1371100000	Cst H Maquinaria	4,548,054.08	98,900.00	0	4,646,954.08
1371310000	Depr Cst H Maq	-1,119,913.07	0	213,030.16	-1,332,943.23
1372100000	Cst H Carga	1,870,215.36	0	0	1,870,215.36
1372310000	Depr Cst H Eq Carg	-1,681,639.52	0	10,307.24	-1,691,946.76
1373100000	Cst H Eq Mnt Lín Cir	1,626,409.04	0	0	1,626,409.04
1373310000	Depr Cst H Eq Mt Lín	-743,988.30	0	89,506.60	-833,494.90
1379100000	Cst H Herramientas	145,230,219.88	100,900,706.27	0	246,130,926.15
1379310000	Depr Cst H Herr	-121,606,239.43	0	8,973,158.39	-130,579,397.82
1381100000	Cst H vehic Trsnp	277,597,041.97	54,230,000.00	0	331,827,041.97
1381310000	Dep Cst H veh Tp	-231,918,888.96	0	3,993,132.20	-235,912,021.16
1382100000	Cst H Mob y Eq Of	92,560,012.57	5,162,882.22	14,720.00	97,708,174.79
1382310000	Depr Cst H M y Eq	-80,419,129.75	0	1,070,491.90	-81,489,621.65
1383100000	Cst H Eq Médico y S	11,482,370.46	94,831.30	0	11,577,201.76
1383310000	Dep Cst H Eq Méd	-6,805,012.42	0	346,763.99	-7,151,776.41
1384100000	Cst H Eq Educac y R	1,803,009.87	27,855.31	0	1,830,865.18
1384310000	Dep Cst H Eq Ed Rc	-1,241,202.96	0	50,044.19	-1,291,247.15
1385100000	Cst H Eq de Inf	219,016,057.26	1,510,907.95	0	220,526,965.21
1385310000	Depr Cst H Eq de Inf	-179,678,059.65	0	6,132,697.03	-185,810,756.68
1386100000	Cst H Eq de Com	23,253,247.49	1,209,246.21	0	24,462,493.70
1386310000	Depr Cst H Eq de Com	-16,680,006.89	0	1,008,491.34	-17,688,498.23
1386400000	Pinturas obras arte	57,531.22	0	0	57,531.22
1387100000	Cst H Eq de Seg	6,926,449.61	295,677.65	0	7,222,127.26
1387310000	Depr Cst H Eq de Seg	-6,213,231.28	0	150,796.02	-6,364,027.30
1421000000	Cst H Mb, Eq y Viv	18,566,969.49	980,000.10	0	19,546,969.59
1423100000	Depr C H Mb, Eq Viv	-12,976,553.03	0	375,293.33	-13,351,846.36
1431000000	Cst H electodome	15,522,195.80	194,169.38	0	15,716,365.18
1433100000	Depr C H Electrodome	-13,690,102.85	0	114,436.42	-13,804,539.27
1433300000	Inv. II año EEH	643,726,698.89	0	0	643,726,698.89
1490012632	AF/Equipo p *TRANS*	773,735.32	0	0	773,735.32
1490013842	AF/DEP.COMB *TRANS*	-240,790,125.03	0	0	-240,790,125.03
1490013843	AF/MOTOR,EQ *TRANS*	240,790,125.03	0	0	240,790,125.03
1490013942	AF/DEP.COMB *TRANS*	80,245,362.41	0	0	80,245,362.41
1490013943	AF/MOTOR,EQ *TRANS*	-80,245,362.41	0	0	-80,245,362.41
1490014652	AF/Equipo pa *TRANS*	287,272.09	0	0	287,272.09
1490014654	AF/TORRES,P *TRANS*	381,543.43	0	0	381,543.43
1490014666	AF/equipo d *TRANS*	78,858,720.00	0	0	78,858,720.00
1490015666	AF/LINEAS E *TRANS*	1,400,977.80	0	0	1,400,977.80
1490015667	AF/POSTE,TR *TRANS*	96,272,577.43	0	0	96,272,577.43
1490015669	AF/ACOMETID *TRANS*	4,323,520.73	0	0	4,323,520.73
1490016691	AF/Equipo d *TRANS*	2,216,877.33	0	0	2,216,877.33
1490016692	AF/EQUIPO D *TRANS*	513,170.19	0	0	513,170.19
1490016693	AF/EQUIP.AL *TRANS*	2,320,866.23	0	0	2,320,866.23
1490016891	AF/MOBB,IEQ *TRANS*	-1,619,808.90	0	0	-1,619,808.90
1490020171	AF Curso/AD *TRANS*	-54,205,087.87	0	0	-54,205,087.87
1610000000	Aplic informatic	9,858,852.49	0	0	9,858,852.49
1633000000	Pagos Anticipados	14,209,996.75	0	0	14,209,996.75
1701000000	Proyecto PROMEF	36,914,950.12	0	0	36,914,950.12
1702100000	Proyecto Patuca III	1,295,758,449.20	0	0	1,295,758,449.20

**EMPRESA NACIONAL DE ENERGIA ELECTRICA**  
**BALANZA DE COMPROBACIÓN**  
**SALDOS AL 31 DE JULIO DE 2024 (CIFRAS EXPRESADAS EN LEMPIRAS)**

Cta.mayor	Texto breve	Arrastre de saldos	Período de informe debe	Saldo Haber per.inf.	Saldo acumulado
1702200000	Proyecto Patuca III	9,864,668,854.97	0	0	9,864,668,854.97
1702300000	Proyecto Patuca III	832,954,221.87	0	0	832,954,221.87
1702400000	Proyecto Patuca III	1,053,156.28	0	0	1,053,156.28
1702500000	Proyecto Patuca III	24,720,454.92	0	0	24,720,454.92
1710000000	Proyecto Llanitos Ji	505,700.00	0	0	505,700.00
1715000000	Py Mant Obras S MOS	778,047,066.92	0	0	778,047,066.92
1719000000	PRY BCIE 2038	391,954.60	0	0	391,954.60
1722000000	Proy BID	52,869,345.94	0	0	52,869,345.94
1723000000	Proy BID	19,674,126.53	0	0	19,674,126.53
1724000000	Proy BID	49,104,412.31	0	0	49,104,412.31
1725000000	Apoy. Integrac.	349,024,287.77	0	0	349,024,287.77
1726000000	Proy. Rehab. y Poten	4,080,933.20	0	0	4,080,933.20
1727000000	Proy. BID 3103 BL-HO	68,665,951.51	0	0	68,665,951.51
1728000000	Proy. Rehab. y Poten	59,636,365.78	1,882,409.55	173,926.00	61,344,849.33
1729000000	Proy. Rehab. y Poten	381,730,916.41	0	0	381,730,916.41
1730000000	Proy. Rehab. y Poten	6,054,064.56	0	0	6,054,064.56
1731000000	Proy. Rehab. y Poten	16,888,792.53	0	0	16,888,792.53
1732000000	Subestación Juticalp	1,868,296.14	0	0	1,868,296.14
1733000000	PROY. JICA	17,257,450.88	0	0	17,257,450.88
1734000000	SIST. INTERCONET. NA	30,479,519.08	0	0	30,479,519.08
1735000000	APOY. INT. ACCI ENE	4,535,840.00	0	0	4,535,840.00
1736000000	APOY. INT. ACCI ENE	102,022,973.56	0	0	102,022,973.56
1738000000	APOY. DES SOST ENER	1,952,606.29	0	0	1,952,606.29
1739000000	PROG ELECT RURAL LUG	7,167,057.99	1,249,203.70	0	8,416,261.69
1741000000	APOY. DES SOST ENER	6,629,733.32	0	0	6,629,733.32
1742000000	PROG ELECT RURAL LUG	98,592,804.60	0	0	98,592,804.60
1743000000	APOY. PROG NAC TRANS	1,680,576,794.96	280,337,146.83	45,709,903.41	1,915,204,038.38
1744000000	APOY. PROG NAC TRANS	134,198,778.94	12,278,400.31	175,538.13	146,301,641.12
1745000000	APOY. PROG NAC TRANS	13,926,375.78	6,367,911.45	137,655.25	20,156,631.98
1746000000	APOY. PROG NAC TRANS	62,806,739.92	54,317,780.00	0	117,124,519.92
1748000000	CONV GOB CHINA Y HON	18,508,718.61	1,739,740.86	2,384,729.46	17,863,730.01
1749000000	CONV GOB CHINA Y HON	252,525,242.73	0	0	252,525,242.73
1750000000	APOY PROG NAC TRANSM	6,434.03	0	0	6,434.03
1751000000	PROG ELECTRIFICACION	61,915.30	0	0	61,915.30
1752000000	MANEJ INTEG LAGO YOJ	4,932,255.11	0	0	4,932,255.11
1753000000	MANEJ INTEG LAGO YOJ	5,011,444.45	0	0	5,011,444.45
1755000000	RENOV CENTRAL HID	987,016.00	0	0	987,016.00
1756000000	RENOV CENTRAL HID	3,910,000.00	396,641.67	36,501.36	4,270,140.31
1900000000	ACTIVOS FIJOS CH/CR	2,017,788,392.11	0	0	2,017,788,392.11
1910000000	ACTIVOS FIJOS DA	-1,950,722,834.31	0	0	-1,950,722,834.31
2111110000	CXP energía térmica	-4,120,486,177.38	28,028,403,105.96	31,404,616,985.02	-7,496,700,056.44
2111150000	CXP energía Renovabl	-11,346,915,662.22	32,145,421,907.32	34,926,188,266.17	-14,127,682,021.07
2111210000	CXPTransacciones MER	35,838,171.23	107,225,822.08	143,817,326.96	-753,333.65
2111220000	CXP Prov Energ Ext	-397,316,403.68	3,280,530,854.55	3,175,870,665.72	-292,656,214.85
2111500000	PROVI. COMPRA ENERGI	499,764,018.46	99,298,511.02	599,062,529.48	0
2111600000	PROVI. DEUDA MAYO	0	0	364,682,591.68	-364,682,591.68
2112110000	Prov.Bienes Nac	-59,377,869.72	94,306,202.40	247,315,410.33	-212,387,077.65
2112120000	Prov Servicios Nac	-258,893,261.48	2,351,717,063.95	2,333,010,768.02	-240,186,965.55
2112130000	Prov Invent Nac	-8,393,355.84	527,133,548.55	564,927,781.57	-46,187,588.86
2112151000	prov. Empleados	-4,878,637.64	113,332,212.34	123,581,725.59	-15,128,150.89
2112190000	EM/RF Inventarios	-46,919,102.63	1,134,616,858.30	1,281,920,556.18	-194,222,800.51
2112211000	CXP Prov.bienes.eXt	-158,475,936.21	4,187,906.85	4,288,228.39	-158,576,257.75
2113110000	CXP Contr.Obras Nac	-55,995,107.67	0	0	-55,995,107.67
2113120000	CXP Prov.proyec.Nac	-2,702,397.80	1,330,568.25	1,382,343.74	-2,754,173.29
2115114000	CXP S y Sal E P Tg	0	646,073,950.93	646,355,410.00	-281,459.07
2115125000	Provisión Decimo Cua	-39,569,760.06	79,139,519.99	46,417,128.91	-6,847,368.98
2115126000	Provisión Decimo Ter	0	0	47,329,225.16	-47,329,225.16
2115310000	Ret s Honor	-80,425.47	0	0	-80,425.47
2116111000	Cot F de PS	-4,570,083.64	30,577,859.65	31,054,366.28	-5,046,590.27
2116112000	Impto. s Renta Emple	-215,742.93	53,244,363.17	53,176,499.86	-147,879.62
2116113000	Cont IHSS	6,793.45	5,693,978.29	5,711,685.00	-10,913.26
2116114000	Imto Vec E Perm	-384,008.48	3,893,893.46	6,732,811.46	-3,222,926.48
2116200101	Bco Trab E Perm	0	287,560.89	287,560.89	0
2116200102	Sind Trab ENEE	-6,071.71	7,634,126.74	7,654,575.59	-26,520.56
2116200104	Coleg PM y CP	-150	52,211.77	52,211.77	-150
2116200106	IMPREMA	0	196,522.55	196,522.55	0
2116200107	Coleg P Trab Soc	-760	0	0	-760
2116200109	Cont Pol Par Nac	2,221.20	0	0	2,221.20
2116200112	Coop Em SPS	-956,101.53	11,645,797.39	11,845,450.25	-1,155,754.39
2116200113	Coop Em Cañav	0	1,255,059.95	1,255,059.95	0
2116200114	Coop Em Nisper	0	1,018,005.08	1,018,005.08	0
2116200115	Coop Em Tegus	-1,600,613.90	34,295,095.07	35,220,954.41	-2,526,473.24
2116200117	Fond Esp FPS	16,202.28	0	0	16,202.28
2116200118	Ptmo Veh FPS	0	2,600.00	2,600.00	0
2116200120	Ptmo Esc FPS	75,787.27	86,289.51	28,763.17	133,313.61
2116200122	Ptmo D Sal FPS	0	3,049.07	0	3,049.07
2116200127	Embargos Saldo	-5,309,372.55	10,607,417.34	9,477,900.94	-4,179,856.15
2116200128	Grupo Capital	58,436.19	178,089.48	178,089.48	58,436.19
2116200129	Fondo de Prestacione	5,996,178.50	84,194,331.91	82,140,448.71	8,050,061.70
2116200130	Bco. Desarrollo Rura	-2,043,267.98	0	0	-2,043,267.98
2116200133	CONTRIBUCION POLITIC	-3,571.20	4,624,408.97	4,564,744.58	56,093.19
2116200401	Otras ded Emp	0	257,097.97	257,097.97	0
2116200413	Prestaciones por Pag	-45,445,994.56	49,668,588.63	45,985,223.00	-41,762,628.93
2116300104	Impto. s Ventas	-158,192,021.57	191,290,942.40	60,977,809.90	-27,878,889.07
2116300107	Retención 1% ANT.ISR	1,507,614.52	865,194.59	2,804,771.28	-431,962.17
2116300108	Impto. s/Ganancia	0	2,951,481.25	0	2,951,481.25



Cta.mayor	Texto breve	Arrastre de saldos	Periodo de informe debe	Saldo Haber per.inf.	Saldo acumulado
2116300110	Retención 10% Art. 5	-916,146.43	1,831,838.66	915,919.33	-227.1
2116300301	Cuo Pat IHSS	-1,845,891.80	14,375,692.29	14,177,654.79	-1,647,854.30
2116300302	Cuo Pat FPS	-435,133,967.81	615,374.40	56,477,750.04	-490,996,343.45
2116300303	Cuot P IMPREMA	-4,038,119.52	0	307,362.35	-4,345,481.87
2116300304	Cuota INFOP	-897,165.60	8,588,178.71	8,419,524.67	-728,511.56
2116312000	12.5% Honorarios Pro	-64,062.32	2,167,776.51	2,167,776.51	-64,062.32
2116314000	25% Consultores Extr	0	1,497,181.81	1,497,181.81	0
2117030000	Imto S V X Vta Abon	-41,294,139.54	1,699,532.43	604,104.44	-40,198,711.55
2118040000	Res Pag P Tega	-310,977,230.41	16,205,036.95	0.01	-294,772,193.47
2118060000	Dev Cost M Noroc	0	865.78	865.78	0
2118090000	CXP LIBRETAS HNL	-11,545,540.40	158,234.31	0	-11,387,306.09
2118090100	IMPUESTO SOBRE VEN	-11,573,410.79	0	0	-11,573,410.79
2118090200	MULTAS Y PENAS	-661,257.22	0	0	-661,257.22
2118100000	CXP LIBRETAS USD	-18,343,242.63	0	0	-18,343,242.63
2118110000	PASIVOS PNRP	-2,642,250.90	791,576,177.01	846,982,191.91	-58,048,265.80
2121410000	D Ext Suiza CPV	-467,514.84	242,773.63	3,512.56	-228,253.77
2121420000	D Ext Suiza CPVI	-2,591,182.02	1,357,891.43	19,275.53	-1,252,566.12
2121431000	IND.& COM.BANK CHINA	-733,918,341.21	368,033,939.65	2,448,746.39	-368,333,147.95
2122101000	Ctas. por Pagar	-23,206,721.48	23,170.78	100,754.48	-23,284,305.18
2122193002	ISIN HNENEE00064-5	-1,014,000,000.00	2,028,000,000.00	1,014,000,000.00	0
2122193003	ISIN HNENEE00096-7	-150,000,000.00	0	0	-150,000,000.00
2122210000	D I C P Gobierno ERP	-162,689,819.16	100,849,737.89	405,266.15	-62,245,347.42
2122230000	DICP BID 2016/BL-HO	-20,964,095.07	10,499,778.94	56,978.52	-10,521,294.65
2122240000	DICP BID 1584/SF-HO	-12,385,067.51	6,223,105.43	53,757.90	-6,215,719.98
2122241000	DICP BID 3103/BL-HO	-16,486,583.85	8,265,061.10	52,633.90	-8,274,156.65
2122242000	DICP BID 3435/BL-HO	-14,191,535.94	7,114,506.73	45,306.89	-7,122,336.10
2122250000	DICP IDA 4536-HO	-61,628,250.00	30,966,250.00	267,500.00	-30,929,500.00
2122440000	PTMO. SEFIN	-4,553,496,299.16	4,553,496,299.16	0	0
2122462000	FICOSHA SINDICADO II	-559,999,999.97	70,000,000.00	0	-489,999,999.97
2122470000	Inv. II año EEH	-124,137,674.77	123,879.35	538,824.78	-124,552,620.20
2131310000	DEM BC CP BNP 240982	-5,753,547.09	3,430.94	24,973.51	-5,775,089.66
2132210000	Gobierno ERP	-4,967,728,656.48	2,973,686.60	122,627,596.44	-5,087,382,566.32
2132220000	DIM FContraValor Ho	-249,469,616.48	148,763.08	1,082,833.35	-250,403,686.75
2132230000	DIM GC BID 2016/BLHO	-167,712,760.93	105,070.07	11,254,319.00	-178,862,009.86
2132240000	DIM GC BID 1584/SFHO	-105,273,074.94	62,776.17	6,672,662.19	-111,882,960.96
2132241000	DIM GC BID 3103/BLHO	-65,946,335.37	39,324.95	8,560,399.49	-74,467,409.91
2132242000	DIM GC BID 3435/BLHO	-42,165,683.84	25,144.13	7,305,358.06	-49,445,897.77
2132250000	DIM GC CPIDA 4536-HO	-308,141,250.00	183,750.00	32,267,000.00	-340,224,500.00
2141320000	Int x P Indand Come	-28,202,454.63	215,834,938.21	221,004,312.39	-33,371,828.81
2141410000	IxP DE Suiz UBS C Pa	-8,081.82	19,026.90	18,044.93	-7,099.85
2141420000	IxP DESuiz UBS CI Pa	-450,820.69	1,092,331.65	1,075,968.71	-434,457.75
2142001000	IxP. Bonos RBPC-2016	-83,040,460.58	136,522,070.00	68,762,021.03	-15,280,411.61
2142190000	BCH RPE-2014 ISIN 38	-0.01	0	0	-0.01
2142210000	Gobierno ERP	-9,369,597.80	35,174,015.12	34,325,721.14	-8,521,303.82
2142230000	IxP DI BID 2016/BLHO	-6,346,834.82	8,901,307.56	7,551,536.09	-4,997,063.35
2142231000	IxP DI BID 3103/BL-H	-2,021,944.60	6,434,689.49	6,150,846.51	-1,738,101.62
2142240000	IxP DI BID 1584/SFHO	-441,790.61	3,097,941.39	3,019,216.93	-363,066.15
2142241000	IxP DI BID 3435/BL-H	-1,021,511.45	6,476,936.01	6,481,547.27	-1,026,122.71
2142242001	INT. POR PAGAR BID 4	-9,929,266.59	56,806,506.67	59,766,534.67	-12,889,294.59
2142242002	COMISIONES X PAGAR	-664,504.04	2,302,349.55	3,988,547.47	-2,350,701.96
2142242003	IXP BID 4599	-8,388.21	60,780.62	67,672.32	-15,279.91
2142250000	IxP DI IDA 4536-HO	-1,400,116.80	1,354,307.75	2,435,639.25	-2,481,448.30
2142300000	BCO OCCIDENTE L 400	0.02	0	0	0.02
2142302000	BCO. OCCIDENTE 550 M	0.1	0	0	0.1
2142303000	BCO. OCCIDENTE 550 M	0.01	0	0	0.01
2142310000	Bco. Atlantida	-0.01	0	0	-0.01
2142320000	INTERESES JICA HO-P6	-1,213,919.63	367,788.64	860,946.02	-1,707,077.01
2142416000	Ficohsa	0.01	0	0	0.01
2142450000	INT. PTMO. BONO	-419,227,143.52	604,579,940.95	590,363,257.77	-405,010,460.34
2142450001	INT. PTMO. BONO 2020	-71,458,963.73	472,982,315.82	492,965,432.95	-91,442,080.86
2142470000	INT.X PAG 6500MM 18	-14,130,556.32	59,513,889.44	54,449,999.69	-9,066,666.57
2142491000	IXP VGE-19 ISIN 18-1	-8,384,638.90	56,799,166.67	51,119,250.00	-2,704,722.23
2142492000	IXP VGE-19 ISIN 24-9	-266,341.25	55,931,557.50	58,328,624.25	-2,663,408.00
2142493000	IXP VGE-19 ISIN 34-8	-5,812.51	455,000.00	470,854.17	-21,666.68
2142494000	IXP VGE-19 ISIN 40-5	-48,854.93	10,259,552.33	10,699,247.42	-488,550.02
2142495000	IXP VGE-19 ISIN 48-8	-31,107,664.56	115,491,565.23	89,480,760.70	-5,096,860.03
2142496000	IXP VGE-19 ISIN 58-7	-10,590,730.77	37,671,008.08	29,128,505.49	-2,048,228.18
2142500000	IXP Conv.SEFIN China	-9,681,470.82	91,112,804.93	82,595,910.01	-1,164,575.90
2142510000	IXP REEMBOLSO INVERS	-8,062,486.87	744,107.42	5,223,115.78	-12,541,495.23
2142520000	INTS S/BVGE2020 64-5	-5,500,950.00	70,623,680.40	65,300,180.40	-177,450.00
2142520001	INTS S/BVGE2020 66-0	-10,804,877.76	135,932,333.33	128,264,355.54	-3,136,899.97
2142520002	INTS S/BVGE2020 72-8	-5,027,950.26	63,254,858.33	59,686,635.54	-1,459,727.47
2142520003	INTS S/BVGE2020 76-9	-4,545,375.00	57,183,750.00	53,958,000.00	-1,319,625.00
2142520004	INTS S/BVGE2020 84-3	-1,271,000.03	15,990,000.00	15,088,000.00	-369,000.03
2142530000	INT S/BONOS VGE-2021	-13,746,721.69	42,453,110.84	42,453,110.83	-13,746,721.68
2142530001	INT S/BONOS VGE-2021	-5,923,083.33	20,724,290.48	22,640,582.15	-7,839,375.00
2142530002	INTS.S/VGE-2020 77-7	-3,541,666.67	10,937,500.00	10,937,500.00	-3,541,666.67
2142530003	INTS/BONOSVGE-202085	-1,813,333.33	5,600,000.00	5,600,000.00	-1,813,333.33
2142530005	INTS. S/BONOS VGE	-1,137,500.00	3,981,250.00	3,621,041.67	-777,291.67
2142530006	INTS. S/BONOS VGE	-12,301,388.86	152,662,253.33	151,938,642.23	-11,577,777.76
2142530007	INTS. S/BONOS VGE	-819,444.42	48,061,933.33	47,652,211.12	-409,722.21
2142540001	INTS.CORRIDOS VGE22	-703,920.00	703,920.00	0	0
2142540002	INTS.CORRIDOS VGE21	-5,041,100.00	5,041,100.00	0	0
2142540003	INTS.CORRIDOS VGE-23	-690,600.00	1,381,200.00	690,600.00	0
2142540004	INT X PAGAR VGE-2023	-893,750.00	14,808,040.00	15,680,000.00	-1,765,710.00
2142540005	INT X PAGAR VGE-2023	-1,862,500.00	27,598,860.00	29,822,222.87	-4,085,862.87



EMPRESA NACIONAL DE ENERGIA ELECTRICA  
**BALANZA DE COMPROBACIÓN**  
SALDOS AL 31 DE JULIO DE 2024 (CIFRAS EXPRESADAS EN LEMPIRAS)

Cta.mayor	Texto breve	Arrastre de saldos	Período de informe debe	Saldo Haber per.inf.	Saldo acumulado
2151310000	B.N.P. 24-09-82	-3,820,196.39	2,711.96	17,015.63	-3,834,500.06
2152210000	Gobierno ERP	-1,865,236,223.15	14,089,145.30	37,837,454.32	-1,888,984,532.17
2152230000	BID 2016/BL-HO	-104,662,796.11	78,006.70	8,176,873.67	-112,761,663.08
2152231000	BID 3103/BL-HO	-96,744,236.39	68,678.91	5,924,458.63	-102,600,016.11
2152240000	BID 1584/SF-HO	-53,698,360.17	38,120.56	2,850,837.05	-56,511,076.66
2152241000	BID 3435/BL-HO	-61,788,006.45	43,863.42	5,902,056.67	-67,646,199.70
2152242000	INTS. y COM.VENC4598	-137,357,622.40	97,510.40	52,899,337.11	-190,159,449.11
2152243000	INTS. y COM.VENC4599	-117,724.26	117,788.26	173,640.60	-173,576.60
2152250000	IDA 4536-HO	-34,088,126.72	24,199.21	1,311,689.05	-35,375,616.56
2152310000	INTS. Y COMIS. JICA	-6,707,836.62	4,761.91	29,877.54	-6,732,952.25
2152330000	INTS.MORA B.SOB.2017	-2,146,987,738.99	12,145,136.04	572,000,270.45	-2,706,842,873.40
2152330001	INTS.MORA B.SOB.2020	-1,664,258,565.60	1,827,857.70	424,772,034.00	-2,087,202,741.90
2152340000	INTS.MORA EXIMBCHINA	-232,160,514.93	187,489.28	72,095,889.96	-304,068,915.61
2211320000	Industrial and Comer	-2,707,087,648.99	5,666,464.75	15,802,408.48	-2,717,223,592.72
2211510000	Suiza UBS Club dePar	-1,848,316.98	195,186.56	90,838.25	-1,743,968.67
2211520000	Suiza UBS Club dePar	-39,601,643.48	4,182,025.32	1,946,280.58	-37,365,898.74
2212210000	Bonos Conv. Pas RBCP	-1,215,330,000.00	0	0	-1,215,330,000.00
2213100000	Gobierno ERP	-1,881,816,195.42	3,939,009.89	10,984,952.16	-1,888,862,137.69
2213300000	BID 2016/BL-HO	-504,635,711.52	1,056,301.40	2,945,770.77	-506,525,180.89
2213310000	BID 3103/BL-HO	-482,821,389.77	1,010,639.76	2,818,431.41	-484,629,181.42
2213400000	BID 1584/SF-HO	-247,701,352.64	518,487.44	1,445,936.90	-248,628,802.10
2213410000	BID 3435/BL-HO	-510,622,680.19	1,068,833.30	2,980,719.22	-512,534,566.11
2213410001	BID 4598/BL-HO	-2,545,567,191.90	5,328,370.80	14,859,545.70	-2,555,098,366.80
2213410002	BID 4599/ BL-HO L/P	-120,791,370.00	252,840.00	705,110.00	-121,243,640.00
2213420000	JICA HO-P6 L/PLAZO	-600,642,002.01	110,924,886.44	50,223,451.87	-539,940,567.44
2213500000	IDA 4536-HO	-246,513,000.00	516,000.00	1,439,000.00	-247,436,000.00
2216000000	PTMO. BONO	-12,480,730,580.16	1,501,885,490.22	6,317,207,450.37	-17,296,052,540.31
2216000001	PTMO. BONO SOB. 2020	-14,752,818,325.97	20,646,871.85	69,959,980.30	-14,802,131,434.42
2216110000	PTMO SIND. 6500MM 18	-490,000,000.00	0	0	-490,000,000.00
2216120000	PTAMO. FICOHSA USD	0.01	0	0	0.01
2216130000	EXIMBCHINA 602158303	-1,821,495,457.07	3,761,023.53	9,849,595.96	-1,827,584,029.50
2216141000	BONOS VGE-2019 18-1	-1,070,000,000.00	0	0	-1,070,000,000.00
2216142000	BONOS VGE-2019 24-9	-983,412,000.00	0	0	-983,412,000.00
2216143000	BONOS VGE-2019 34-8	-7,500,000.00	0	0	-7,500,000.00
2216144000	BONOS VGE-2019 40-5	-161,356,000.00	0	0	-161,356,000.00
2216145000	BONOS VGE-2019 48-8	-1,796,602,000.00	0	0	-1,796,602,000.00
2216146000	BONOS VGE-2019 58-7	-612,122,000.00	0	0	-612,122,000.00
2216150000	INV.2° Año EEH	-0.01	0	0	-0.01
2216160001	BONOS VGE-2020 66-0	-1,651,000,000.00	0	0	-1,651,000,000.00
2216160002	BONOS VGE-2020 72-8	-758,300,000.00	0	0	-758,300,000.00
2216160003	BONOS VGE-2020 76-9	-621,000,000.00	0	0	-621,000,000.00
2216160004	BONOS VGE-2020 84-3	-164,000,000.00	0	0	-164,000,000.00
2216170000	BONOS VGE 2021 98-3	-1,413,141,000.00	0	0	-1,413,141,000.00
2216170001	BONOS VGE 2021 99-1	-565,000,000.00	0	0	-565,000,000.00
2216170002	BONOS VGE 2020 77-7	-300,000,000.00	0	0	-300,000,000.00
2216170003	BONOS VGE 2020 85-0	-150,000,000.00	0	0	-150,000,000.00
2216170005	BONOS VGE 2021	-5,210,000,000.00	0	0	-5,210,000,000.00
2216170006	BONOS VGE 2021	-1,475,000,000.00	0	0	-1,475,000,000.00
2216180001	BONOS VGE-2023	-300,000,000.00	0	0	-300,000,000.00
2216180002	BONOS VGE-2023	-850,000,000.00	0	0	-850,000,000.00
2232000000	Focos Ahorro de Ener	-368,114.41	0	0	-368,114.41
2234000000	Reserva Depósitos BC	-521,477.80	0	0	-521,477.80
2241000000	Depositos en Garantí	-649,075,543.31	29,032,491.42	62,373,863.50	-682,416,915.39
2242000000	Deposito 5%	-22,776,404.07	1,386,707.77	3,884,295.64	-25,273,991.94
2243000000	Abonados con Saldo e	-107,199,427.20	1,578,773,629.64	1,731,015,665.47	-259,441,463.03
2244000000	Depositos Tesorería	-55,615.47	55,615.47	0	0
2245000000	Aporte clientes para	123,995,346.74	0	0	123,995,346.74
2246000000	Aporte clientes para	1,930,953.99	0	0	1,930,953.99
2247000000	Aporte clientes para	-83,200,680.70	0	0	-83,200,680.70
2250000000	Otros Creditos Difer	-85,143,715.03	812,573,879.18	677,504,545.15	49,925,619.00
2251000000	CXP C.R.E.E.	-85,017,183.48	40,413,725.80	68,522,761.79	-113,126,219.47
2252000000	CTA TRANS DEDUC RECA	-2,184,666.93	0	0	-2,184,666.93
2253000000	Otros Creditos Difer	-510,885,342.32	336,630,488.80	386,851,054.33	-561,105,907.85
2255000000	Otros Creditos Difer	299,141,011.25	111,966,143.78	100,186,275.86	310,920,879.17
2256000000	Otros Creditos Difer	56.56	0	0	56.56
2258000000	PRIMA REC S/VGE 2020	-14,433,347.05	3,343,675.60	0	-11,089,671.45
2258010000	PRIMA REC S/VGE 2021	-1,292,430.24	261,061.52	0	-1,031,368.72
2261000000	CXP Permanentes	-812,899,447.00	0	37,360,096.97	-850,259,543.97
2262000000	CXP Temporales	-135,913,171.02	0	4,053,699.52	-139,966,870.54
2263000000	Intereses ELCOSA	-95,634,976.05	0	0	-95,634,976.05
2264000000	Ints. EMCE CHOLOMA I	-164,640,185.34	0	0	-164,640,185.34
2265000000	Ints.EMCE CHOLOMA II	-44,968,595.48	0	0	-44,968,595.48
2266000000	Intereses LUFUSSA I	-53,422,725.83	0	0	-53,422,725.83
2267000000	Intereses LUFUSSA II	-232,027,056.57	0	0	-232,027,056.57
2268000000	Ints. LUFUSSA III	-1,357,278,734.71	0	0	-1,357,278,734.71
2269000000	Ints. ENERSA 200MW	-1,276,618,806.99	0	0	-1,276,618,806.99
2270000000	Ints. ENERSA 30 MW	-134,156,478.91	0	0	-134,156,478.91
2310000000	Sobrantes Inv.Emplea	-48,056,163.10	2,737.50	35,979.02	-48,089,404.62
2311000000	Sobrantes Inv.Proces	-9,178,282.22	33,241.52	36,101.60	-9,181,142.30
2311210000	Sob Rec Bco. Ficosha	-12,759,888.01	0	0	-12,759,888.01
2311220000	Sob Rec Bco. Atlanti	-1,868,964.15	0	0	-1,868,964.15
2311240000	Sob Rec Bco. Lafise	-373,197.73	0	0	-373,197.73
3111000000	Capital Propio	-1,721,121,046.87	0	0	-1,721,121,046.87
3121010000	Del Estado	-2,175,685,871.61	0	0	-2,175,685,871.61
3121020000	Del Sector Privado	-2,589,332.29	0	0	-2,589,332.29
3121030000	Proyec Financ.FOSODE	-494,040,695.28	0	0	-494,040,695.28



EMPRESA NACIONAL DE ENERGIA ELECTRICA  
**BALANZA DE COMPROBACIÓN**  
SALDOS AL 31 DE JULIO DE 2024 (CIFRAS EXPRESADAS EN LEMPIRAS)

Cta.mayor	Texto breve	Arrastre de saldos	Período de informe debe	Saldo Haber per.inf.	Saldo acumulado
3121040000	FOSODE Decret.119-97	-9,760,239.90	0	0	-9,760,239.90
3121050000	Préstamo BCIE-264-0	-327,156,933.84	0	0	-327,156,933.84
3121060000	Transf.Dife.Petróleo	-56,708,965.52	0	0	-56,708,965.52
3121070000	EKSPORTFINANS	-352,105,572.30	0	0	-352,105,572.30
3121080000	Prestamos 787-918	-41,020,050.00	0	0	-41,020,050.00
3121090000	Trans.Proyecto Japón	-245,442,277.08	0	0	-245,442,277.08
3121100000	Proyecto Japón III	-45,583,724.62	0	0	-45,583,724.62
3121110000	Sesión T.Ext. Líneas	-1,352,217,074.71	3,693,764.44	0	-1,348,523,310.27
3121120000	Transf.Prés.BCIE2330	-100,823,773.57	0	0	-100,823,773.57
3121130000	Programa MARENA	-969,970.00	0	0	-969,970.00
3121140000	Est.Geol.Top.Tablón	-494,969.40	0	0	-494,969.40
3121150000	Mej.Dist.Energía.Rur	-4,000,000.00	0	0	-4,000,000.00
3121160000	Rehab. Santa María	-49,318,793.09	0	0	-49,318,793.09
3121170000	Exp.Sistema Int. III	-164,709,858.39	0	0	-164,709,858.39
3121180000	Coop.Secr.Agric.Gan.	-10,944,210.29	0	0	-10,944,210.29
3121190000	LUFUSA Sub Estación	-28,096,600.00	0	0	-28,096,600.00
3121200000	Proyecto (USAID)	-16,813,447.00	0	0	-16,813,447.00
3121210000	Coop.Técnic.SAG/ENEE	-81,636,526.20	0	0	-81,636,526.20
3121220000	ABB OY Finlandia	-433,096,013.64	0	0	-433,096,013.64
3121230000	Coop.Taiwán Patuca I	-4,800,099.38	0	0	-4,800,099.38
3121240000	Coop.Técnica Ceiba	-3,822,392.42	0	0	-3,822,392.42
3121250000	Fondo Nórdico #440	-152,069,348.21	0	0	-152,069,348.21
3121260000	Capitali.Gob.Central	-2,826,701,276.03	0	0	-2,826,701,276.03
3121270000	Gob.Prést BID - 1584	-195,282,821.72	0	0	-195,282,821.72
3121280000	Proye.Hidroeléctrico	-966,513,442.49	0	0	-966,513,442.49
3121290000	IDA-4536 HO Mon Nac	-47,419,512.85	0	0	-47,419,512.85
3121300000	IDA-4536 HO Mon EXT	-343,241,417.06	0	0	-343,241,417.06
3121310000	Préstamo Electrífic.	-1,072,550,213.48	0	0	-1,072,550,213.48
3121320000	PROMEFE Equipo/Vehicu	-13,224,453.00	0	0	-13,224,453.00
3121340000	Transf. Transformado	-78,858,720.00	0	0	-78,858,720.00
3121350000	TRANSFERENCIA PNRP	-3,730,713,588.11	267,445.12	267,445.12	-3,730,713,588.11
3121360000	Transf. Proy. BID	-10,360,295.43	0	0	-10,360,295.43
3121370000	Transf. Proy. BID 34	-30,746,774.91	0	0	-30,746,774.91
3121380000	Proyecto Elect. Rura	-15,000,000.00	0	0	-15,000,000.00
3131000000	Rev.Bienes Muebles	-4,384,234,000.00	0	0	-4,384,234,000.00
3141000000	Condonación de Deuda	-1,536,846,990.19	0	0	-1,536,846,990.19
3151000000	Aportes Organismos I	-23,714,442.35	0	0	-23,714,442.35
3160000000	cuenta remanente	5,717,983,451.84	6,116,462,136.65	11,834,445,588.49	0
3161000000	Super.años anteriore	-2,214,524,435.70	0	0	-2,214,524,435.70
3163000000	Deficit año anterior	78,121,315,249.96	13,494,846,953.56	6,508,697,916.69	85,107,464,286.83
4111100000	Vta E S Res No Subs	0	733,424,802.01	11,683,757,018.99	-10,950,332,216.98
4111300000	Vta Ene Sect Comer	0	2,636,506,954.77	9,298,505,950.94	-6,661,998,996.17
4111400000	Vta Ener Sec Indus	0	160,807,652.27	4,397,988,696.89	-4,237,181,044.62
4111500000	Vta Ener Gob Cent	0	37,869,494.52	876,888,968.75	-839,019,474.23
4111600000	Vta Instit Aut Pub	0	69,350,210.98	565,520,983.28	-496,170,772.30
4111700000	Vta Municipalidades	0	6,321,231.68	142,882,655.50	-136,561,423.82
4114100000	Rect fact consumo re	0	136,231,808.71	174,570,443.83	-38,338,635.12
4114200000	Rect fact consumo re	0	169,520,835.65	177,577,805.20	-8,056,969.55
4114300000	Rect fact consumo re	0	23,650,701.03	12,252,503.53	11,398,197.50
4117100000	Recargos por Mora	0	709,591,994.71	588,084,571.03	121,507,423.68
4117200000	Ing Var Ser E (S Mi)	0	2,058,266.04	31,988,761.86	-29,930,495.82
4117300000	Alquil Bie Inst Eléc	0	24,320,747.63	93,259,135.32	-68,938,387.69
4117400000	Otros Ingres Eléc	0	133,604.70	17,062,030.72	-16,928,426.02
4117500000	Multas Recon Ilegal	0	3,965.07	141.27	3,823.80
4118000000	Ing. de Comercializa	0	32,913,937.54	853,210,436.17	-820,296,498.63
4118400000	Ing Oper Aj Ser Pub	0	771,264.08	14,128,063.58	-13,356,799.50
4118700000	ING. ALQ.SEG.VIG.ODS	0	0	75,620,898.78	-75,620,898.78
4118900000	INGRESOS PROYECTO RE	0	1,140,824,461.79	1,140,824,461.79	0
4119300000	Fallas	0	0	12,393,939.99	-12,393,939.99
4119600000	Venta Ener Oportu	0	0	5,356,218.73	-5,356,218.73
4221000000	Int p Ct d Deu d res	0	0	40,467,238.85	-40,467,238.85
4234000000	Ente Operador Region	0	0	4,437,675.75	-4,437,675.75
4235000000	Ing. Netos Int y Div	0	0	1,899,628.77	-1,899,628.77
4236000000	RENDIMIENTOS BANCARI	0	31,433.53	356,458.34	-325,024.81
4237000000	ING.X AMORT P.S/VGE	0	0	3,604,737.12	-3,604,737.12
4714000000	por ls accio d l epr	0	106,000.00	12,033,999.79	-11,927,999.79
4716016000	Ingreso por Diferenc	0	0	6,816,406.91	-6,816,406.91
4716030000	Diferencia en el Pre	0	0	371,462.21	-371,462.21
4722000000	G Por Reval Pre EXtr	0	885,394,619.82	1,093,706,877.83	-208,312,258.01
4723000000	G D C Mo EX EPR	0	0	361,012.51	-361,012.51
5111000000	Sueldos Básicos	0	525,485,898.12	151,831.65	525,334,066.47
5114000000	Adicionales	0	2,051,403.47	0	2,051,403.47
5115100000	Decimotercer Mes	0	43,110,671.77	0	43,110,671.77
5115200000	Decimocuarto Mes	0	117,555,119.39	36,451,630.37	81,103,489.02
5116000000	Vacaciones	0	83,385,309.98	0	83,385,309.98
5117200000	Imprema	0	307,362.35	0	307,362.35
5117500000	Contribuciones para	0	11,614,987.07	0	11,614,987.07
5117600000	Contribuciones al In	0	7,290,944.65	15,641.70	7,275,302.95
5117900000	Otras Contribuciones	0	56,404,932.85	0	56,404,932.85
5121000000	Sueldos Básicos	0	53,985,410.81	0	53,985,410.81
5124100000	Decimotercer Mes	0	4,360,661.48	0	4,360,661.48
5124200000	Decimocuarto Mes	0	11,955,944.64	3,118,129.56	8,837,815.08
5125500000	Contribuciones para	0	1,935,740.45	1,646.77	1,934,093.68
5125600000	Contribuciones al In	0	574,875.09	0	574,875.09
5141000000	Horas EXtraordinaria	0	38,525,954.10	81,720.58	38,444,233.52
5161000000	Beneficios	0	22,242,296.10	715,368.50	21,526,927.60



EMPRESA NACIONAL DE ENERGIA ELECTRICA  
**BALANZA DE COMPROBACIÓN**  
SALDOS AL 31 DE JULIO DE 2024 (CIFRAS EXPRESADAS EN LEMPIRAS)

Cta.mayor	Texto breve	Arrastre de saldos	Período de informe debe	Saldo Haber per.inf.	Saldo acumulado
5162000000	Compensaciones	0	111,290,248.25	13,176,632.73	98,113,615.52
5211100000	Energía Inter.Consum	0	16,977,646.02	0	16,977,646.02
5211200000	Credito energia auto	0	1,361,741.63	0	1,361,741.63
5212000000	Agua	0	619,924.76	8,656.50	611,268.26
5212100000	Serv. Agua Consumido	0	373,415.81	0	373,415.81
5214200000	Telefonía Fija	0	246,018.75	0	246,018.75
5221000000	Alquiler de Edificio	0	25,538,057.43	352,929.14	25,185,128.29
5222100000	Alquiler de Equipos	0	60,000.00	0	60,000.00
5222200000	Alquiler de Equipos	0	327,918.38	0	327,918.38
5231000000	Mantenimiento y Repa	0	7,902,937.25	1,997,384.88	5,905,552.37
5232000000	Mantenimiento y Repa	0	1,721,109.21	16,754.35	1,704,354.86
5233100000	Mantenimiento y Repa	0	1,242,061.07	0	1,242,061.07
5233200000	Mantenimiento y Repa	0	1,495.00	0	1,495.00
5233600000	Mantenimiento y Repa	0	5,698.55	0	5,698.55
5233900000	Mantenimiento y Repa	0	600,197.25	98,382.50	501,814.75
5234000000	Mantenimiento y Repa	0	21,841,040.99	3,442,421.73	18,398,619.26
5235000000	Limpieza, Aseo y Furn	0	3,016,547.32	1,134,920.10	1,881,627.22
5236000000	Mantenimiento de Sis	0	200,000.00	200,000.00	0
5242000000	Estudios, Investigac	0	4,555,141.00	181,650.00	4,373,491.00
5243000000	Servicios Jurídicos	0	6,480,681.75	0	6,480,681.75
5245000000	Servicios de Capacit	0	5,398,113.16	2,337,744.98	3,060,368.18
5247200000	OTROS SERV. TECNICOS	0	215,877.50	0	215,877.50
5251000000	Servicio de Transpor	0	5,141,397.95	1,266,123.92	3,875,274.03
5253000000	Servicio de Imprenta	0	3,610,386.93	0	3,610,386.93
5254000000	Primas y Gastos de S	0	189,279,359.65	92,340,971.06	96,938,388.59
5255100000	Com y gtos fid b Fic	0	13,818,620.33	0	13,818,620.33
5255210000	COM Y GTOS FID LAFI	0	9,837,788.88	0	9,837,788.88
5255300000	Com y gtos x ser ban	0	11,731,862.76	456,441.05	11,275,421.71
5255420000	COM.BONOS VGE 2021	0	18,268,892.22	0	18,268,892.22
5255440000	COM.BONOS VGE 202	0	2,667,291.69	335,416.67	2,331,875.02
5255510000	Co gto S B RBCP 2016	0	2,494,802.41	0	2,494,802.41
5255650000	COM. BCH VGE-2019	0	9,519,261.33	0	9,519,261.33
5255660000	COM. BCH VGE-2020	0	9,135,454.70	0	9,135,454.70
5255910000	EMPRESA ENERGIA HOND	0	4,094,552.38	0	4,094,552.38
5255920000	Asoc. Operador del S	0	31,344,998.86	0	31,344,998.86
5255930000	UNIDAD TECNICA DE CO	0	1,553,258,657.90	27,800,472.99	1,525,458,184.91
5255940000	EMPRESA ASESORA	0	724,248.66	0	724,248.66
5255950000	ASESOR TECNICO	0	6,833,356.51	0	6,833,356.51
5256000000	Publicidad y Propaga	0	1,006,497.92	119,520.00	886,977.92
5257000000	Servicio de Internet	0	2,587.96	0	2,587.96
5258000000	Gasto por Diferencia	0	471,834.59	0	471,834.59
5259000000	Otros Servicios Come	0	53,463,766.59	844,518.61	52,619,247.98
5261100000	Pasajes Nacionales	0	413,450.00	0	413,450.00
5261200000	Pasajes al Exterior	0	1,954,188.87	375,762.80	1,578,426.07
5262100000	Viáticos Nacionales	0	8,814,650.07	156,837.98	8,657,812.09
5262200000	Viáticos al Exterior	0	719,543.64	8,114.28	711,429.36
5271210000	Impuesto sobre Indus	0	36,373.00	7,920.00	28,453.00
5271290000	Impuestos Municipale	0	7,921.08	0	7,921.08
5272100000	Tasas	0	121,417.13	0	121,417.13
5275000000	Gastos Judiciales	0	448,568,614.25	1,530,148.51	447,038,465.74
5291000000	Ceremonial y Protopo	0	1,175,253.70	260,200.00	915,053.70
5292000000	Servicios de Vigilan	0	56,380,324.25	0	56,380,324.25
5311000000	PROD. ALIMEN. Y BEBI	0	546,727.23	25,184.37	521,542.86
5314100000	Productos Agrícolas	0	9,800.00	0	9,800.00
5314200000	Productos Forestales	0	15,715.00	0	15,715.00
5315000000	Madera, Corcho y sus	0	530,420.08	0	530,420.08
5321000000	Hilados y Telas	0	356,772.06	23,000.00	333,772.06
5322000000	Confecciones TeXtile	0	74,290.00	17,250.00	57,040.00
5323100000	Prendas de Vestir	0	837.65	0	837.65
5331000000	Papel de Escritorio	0	40,608.98	1,442.19	39,166.79
5333000000	Productos de Artes G	0	144,044.26	18,451.75	125,592.51
5334000000	Productos de Papel y	0	9,357.81	127.13	9,230.68
5337000000	Especies Timbradas y	0	19,925.00	0	19,925.00
5342000000	Artículos de Cuero	0	1,997.76	0	1,997.76
5343000000	Artículos de Caucho	0	9,931.50	0	9,931.50
5344000000	Llantas y Cámaras de	0	457,498.55	0	457,498.55
5351000000	Productos Químicos	0	1,139,919.33	31,110.30	1,108,809.03
5352100000	Productos Farmacéuti	0	1,143,345.89	92,442.85	1,050,903.04
5353000000	Abonos y Fertilizant	0	76,184.00	0	76,184.00
5354000000	Insecticidas, Fumiga	0	107,062.45	0	107,062.45
5355000000	Tintas, Pinturas y C	0	1,303,006.05	171,249.93	1,131,756.12
5356100000	gasolina	0	880,239.23	6,010.61	874,228.62
5356200000	Diesel	0	22,686,023.54	51,643.20	22,634,380.34
5356300000	Kerosén	0	3,150.00	0	3,150.00
5356500000	Aceites y Grasas Lub	0	10,108,738.48	179,465.96	9,929,272.52
5356600000	Bunker	0	374,104,880.80	0	374,104,880.80
5358000000	Productos de Materia	0	202,914.12	20,789.70	182,124.42
5359300000	Prod Qui U Personal	0	180	0	180
5361000000	Productos Ferrosos	0	1,380,499.03	2,994.60	1,377,504.43
5362000000	Produc no ferroso	0	71,052.29	46,883.20	24,169.09
5363000000	Estructuras Metálica	0	1,022,686.20	0	1,022,686.20
5364000000	Herramientas Menores	0	1,511,520.94	1,408,098.56	103,422.38
5365000000	Mat de guerra y seg	0	462,498.28	24,888.27	437,610.01
5369300000	Gast X El Ferrreteria	0	3,072,055.87	46,504.00	3,025,551.87
5371000000	Productos de Arcilla	0	125,309.09	0	125,309.09
5372000000	Productos de Vidrio	0	2,994.48	0	2,994.48



EMPRESA NACIONAL DE ENERGIA ELECTRICA  
**BALANZA DE COMPROBACION**  
SALDOS AL 31 DE JULIO DE 2024 (CIFRAS EXPRESADAS EN LEMPIRAS)

Cta.mayor	Texto breve	Arrastre de saldos	Período de informe debe	Saldo Haber per.inf.	Saldo acumulado
5373000000	Productos de Loza y	0	54,037.61	11,500.00	42,537.61
5374000000	Productos de Cemento	0	2,981.74	0	2,981.74
5375000000	Cemento, Cal y Yeso	0	488,724.22	222,734.87	265,989.35
5378000000	PIEDRA, ARCILLA Y AR	0	31,500.00	0	31,500.00
5379100000	Prod aislantes	0	2,714.00	0	2,714.00
5384000000	Piedra, Arcilla y Ar	0	287,750.00	0	287,750.00
5391000000	Elementos de Limpiez	0	874,128.96	14,313.64	859,815.32
5392000000	Utiles de Escritorio	0	1,312,370.69	99,407.60	1,212,963.09
5393000000	Utiles y Materiales	0	43,195,004.19	3,742,827.78	39,452,176.41
5394000000	Utensilios de Cocina	0	99,820.00	20,700.00	79,120.00
5396000000	Repuestos y Acces	0	16,119,162.62	972,948.25	15,146,214.37
5397000000	CF ENERGIA TERMICA	0	14,300,887,224.38	8,392,112,952.19	5,908,774,272.19
5397200000	FACT. EXTERNA	0	3,146,354,636.76	2,930,762,548.29	215,592,088.47
5397310000	COMPRA DE ENERGIA	0	182,297.31	368,132.51	-185,835.20
5397500000	FALLAS	0	4,564,201.42	0	4,564,201.42
5397600000	CARGOS POR SERVICIO	0	113,816,662.97	0	113,816,662.97
5397610000	SERVICIOS	0	15,378,351.09	0	15,378,351.09
5397620000	CARGOS	0	7,572,173.19	0	7,572,173.19
5397700000	COMPRA ENERGIA P/CND	0	11,029,005,857.35	2,555,582,460.86	8,473,423,396.49
5397800000	CF ENERGO RENOVABLE	0	16,725,610,869.66	9,750,597,145.08	6,975,013,724.58
5399100000	Gastos de Proyectos	0	13,560,028.86	105,978.27	13,454,050.59
5399300000	Gastos de Proyectos	0	1,475,186.16	0	1,475,186.16
5399500000	Gastos de Proyectos	0	11,400.00	0	11,400.00
5421300000	Muebles para Alojari	0	36,000.00	24,000.00	12,000.00
5426000000	Equipos para Computa	0	42,990.00	25,000.00	17,990.00
5429000000	Equipos para Electri	0	1,134,916.13	271,544.14	863,371.99
5451000000	Aplicaciones Informá	0	464,407.84	75,000.00	389,407.84
5471100000	Const Me B Do Priv	0	300,000.00	0	300,000.00
5472100000	Const Me b do Pub	0	105,281,345.39	8,263,042.32	97,018,303.07
5512310000	Gastos Diferencias R	0	0.27	0.69	-0.42
5521200000	Transferencias y Don	0	100,000.00	0	100,000.00
5533100000	Transferencias y Don	0	21,734,696.73	0	21,734,696.73
5701030000	Diferencia en el Pre	0	163,250.33	0	163,250.33
5712130000	Intereses de Títulos	0	328,721,108.03	271,180,634.00	57,540,474.03
5712150000	Intereses de Títulos	0	589,385,088.94	65,079,485.06	524,305,603.88
5712151000	GTO.X INT. BONO 2020	0	492,965,432.95	0	492,965,432.95
5712170000	Intereses de Títulos	0	472,558,512.73	270,752,869.21	201,805,643.52
5712180000	Intereses de Títulos	0	1,503,675.98	0	1,503,675.98
5712190000	Intereses de Títulos	0	82,392,039.32	11,615,826.77	70,776,212.55
5712200000	Intereses por Prést	0	5,173,401.06	735,478.23	4,437,922.83
5712210000	Intereses de Títulos	0	54,449,999.69	8,166,666.67	46,283,333.02
5712230000	Gto.Amort.Descuento	0	3,323,198.66	0	3,323,198.66
5712240000	Gto.X Ints. BVGE2020	0	335,369,671.48	185,968,572.06	149,401,099.42
5712250000	Gto.X Ints. BVGE2021	0	493,595,178.75	276,312,817.98	217,282,360.77
5712260000	AMO.DESCTO. BVGE2021	0	384,608.12	0	384,608.12
5712260002	AMORT.DESC VGE 2021	0	6,096,398.20	0	6,096,398.20
5712270001	AMORT DESCTO VGE-23	0	3,100,894.77	0	3,100,894.77
5712270002	GTO POR INT CORRIDOS	0	80,846,622.87	42,406,900.00	38,439,722.87
5712300000	Intereses por Prést	0	20,454,407.18	3,540,596.79	16,913,810.39
5712800000	Intereses por Prést	0	86,903,785.68	10,361,870.58	76,541,915.10
5712810000	Intereses de Títulos	0	2,425,875.94	192,812.50	2,233,063.44
5712820000	Intereses de Títulos	0	831,818.90	171,197.36	660,621.54
5713000000	Comisiones y Otros G	0	94.14	0	94.14
5732000000	Intereses de la Deud	0	389,132,349.51	197,691,136.24	191,441,213.27
5762000000	Perdida mod eXt	0	1,311,802,380.77	694,717,964.42	617,084,416.35
5762300000	Perdida cam MER	0	15,858,354.66	0	15,858,354.66
5762400000	Perd conver moneta	0	18,964.92	6,299.08	12,665.84
5762500000	Perd cam m EPR	0	312,055.94	69,550.00	242,505.94
5900041000	Prv para Cta de Dudo	0	1,384,708,850.25	627,325,525.66	757,383,324.59
5900042000	Prv para Cta de Dudo	0	6,416,221.86	3,027,218.21	3,389,003.65
5900043000	Prv para Cta de Dudo	0	26,339,590.22	19,547,645.66	6,791,944.56
5912100000	Deprec Edificios	0	3,275,520.48	0	3,275,520.48
5921100000	Depreci Mueble of	0	902,652.91	0	902,652.91
5921200000	Depreci Equipo of	0	167,838.99	0	167,838.99
5921300000	Depreci Mueble aloj	0	375,293.33	0	375,293.33
5921400000	Depreci Electrodom	0	114,436.42	0	114,436.42
5922700000	Depreci Maquinaria	0	219,012,290.05	0	219,012,290.05
5923100000	Depreci Equipo trans	0	3,980,381.00	0	3,980,381.00
5923400000	Depreci Equipo elev	0	12,751.20	0	12,751.20
5924100000	Depreci Equipo medic	0	22,766.83	0	22,766.83
5924200000	Depreci Equipo labor	0	27,223.61	0	27,223.61
5924300000	Depreci Equipo labor	0	296,773.55	0	296,773.55
5925100000	Depreci Equipo comun	0	472,257.61	0	472,257.61
5925200000	Depreci Equipo Señal	0	536,233.73	0	536,233.73
5926000000	Depreci Equipo compu	0	6,132,697.03	0	6,132,697.03
5927100000	Depreci Muebles equi	0	33,601.01	0	33,601.01
5927200000	Depreci Equipo Recre	0	16,443.18	0	16,443.18
5928000000	Depreci Herra mayor	0	8,973,158.39	0	8,973,158.39
5962000000	Depreci Comp Port	0	150,796.02	0	150,796.02
5995000000	GASTOS PNRP	0	770,518,340.66	661,520,258.42	108,998,082.24
7202010000	Garantía de Calidad	7,081,592.19	0	0	7,081,592.19
7202020000	Garantía de Calidad	517,254.80	0	0	517,254.80
7302010000	Garantía de Cumplimi	6,500,453,768.54	0	0	6,500,453,768.54
7302020000	Garantía de Cumplimi	875,277,997.16	0	0	875,277,997.16
7401010000	Dobre Deudas Prestam	244,412,744.71	0	0	244,412,744.71
7402010000	Sobre Deuda Prestamo	333,656,818.80	0	0	333,656,818.80



**EMPRESA NACIONAL DE ENERGIA ELECTRICA**  
**BALANZA DE COMPROBACIÓN**  
**SALDOS AL 31 DE JULIO DE 2024 (CIFRAS EXPRESADAS EN LEMPIRAS)**

Cta.mayor	Texto breve	Arrastre de saldos	Periodo de informe debe	Saldo Haber per.inf.	Saldo acumulado
7405010000	Sobre Deuda RECO	29,120,537.36	1,068,096.19	0	30,188,633.55
7406010000	Dobre Deuda Prestamo	376,144,844.35	2,363,984.25	11,590,066.48	366,918,762.12
7407010000	Sobre Deuda BID 007	163,967,712.58	4,676,771.40	13,517,876.72	155,126,607.26
7408010000	Sobre Deuda BCIE 203	594,540,740.07	0	0	594,540,740.07
7409010000	TERRENOS Inundables	380,605.55	0	0	380,605.55
7501010000	Depositos de Abonado	4,645,593.68	0	0	4,645,593.68
7502010000	Depositos de Abonado	412,413,343.48	0	0	412,413,343.48
7503010000	Depositos de Abonado	32,800,240.61	0	0	32,800,240.61
7601010000	DEMANDAS LABORALES	1,363,744,396.37	0	0	1,363,744,396.37
7601020000	Empresa Energia Hond	8,030,269,693.87	0	0	8,030,269,693.87
7601030000	DEMANDAS CIVILES Y C	9,084,102,969.37	0	0	9,084,102,969.37
7601040000	IMTO. S/VENTAS POR C	80,023,208.62	0	0	80,023,208.62
7700010000	INCENT. MECER (SOLAR	364,805,576.08	0	0	364,805,576.08
7700020000	INCENT. LLANOS DEL S	155,716,225.58	0	0	155,716,225.58
7700030000	INCENT. GENERADORES	177,043,793.20	0	0	177,043,793.20
7700040000	INCENT. ENERBASA, SO	231,979,252.10	0	0	231,979,252.10
7700050000	INCENT. EMPRESA ENER	478,965,073.57	0	0	478,965,073.57
7700060000	INCENT. EMPRESA SERS	247,510,903.12	0	0	247,510,903.12
7700070000	INCENT. EMPRESA SERS	362,856,110.23	0	0	362,856,110.23
7700080000	INCENT. EMPRESA FOTE	245,361,757.06	0	0	245,361,757.06
7700090000	INCENT. EMPRESA ENER	658,846,106.79	0	0	658,846,106.79
7700100000	INCENT. PODERSSA	550,704,479.42	0	0	550,704,479.42
7700110000	INCENT. COMPAÑIA SOL	707,109,032.70	0	0	707,109,032.70
7700120000	INCENT. COMP. HONDUR	702,113,089.87	0	0	702,113,089.87
7800010000	INTERESES ELCOSA	15,419,150.41	0	0	15,419,150.41
7800020000	INTERESES EMCE CHOLO	90,538,111.92	0	0	90,538,111.92
7800030000	INTERESES EMCE CHOLO	22,373,476.14	0	0	22,373,476.14
7800040000	INTERESES LUFUSA I	6,131,806.66	0	0	6,131,806.66
7800050000	INTERESES LUFUSA II	130,505,653.58	0	0	130,505,653.58
7800060000	INTERESES LUFUSA III	212,629,925.74	0	0	212,629,925.74
7800070000	INTERESES ENERSA 200	282,983,202.92	0	0	282,983,202.92
7800080000	INTERESES ENERSA 30	22,507,857.46	0	0	22,507,857.46
7900010000	CUENTAS DE ORDEN POR	-33,799,654,646.66	25,107,943.20	8,108,851.84	-33,782,655,555.30
9000000000	Carga inicial GL	-6,318,744,593.40	0	0	-6,318,744,593.40
9000000001	Carga inicial AP	6,391,196,694.57	0	0	6,391,196,694.57
9000000002	Carga inicial AR	-72,452,101.17	0	0	-72,452,101.17
Mon.	Arrastre de saldos	0	313,302,128,981.70	313,302,128,981.70	0