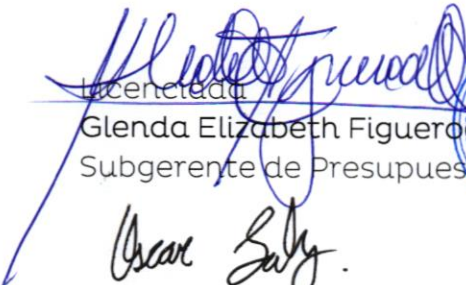


Memorándum SDN-SP-2440-10-2024

Para: Ingeniera
Keylin Yuliza Naira Reyes
Unidad de Transparencia de SEDENA


Vo. Bo. Lic. Sabrina Florisel Bustamante García
Gerente Administrativo de SEDENA

De: 
Glenda Elizabeth Figueroa Olguín
Subgerente de Presupuesto


Oscar Armando Salgado Cruz
Analista de Operaciones

Asunto: Remisión de deuda flotante acumulada al 30 de septiembre del 2024.

Fecha: 07 de octubre del 2024

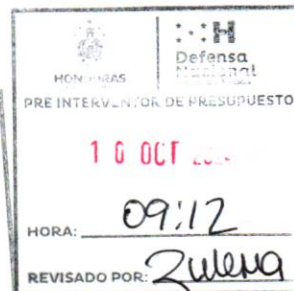
De la manera más atenta me dirijo a usted, en ocasión de remitir la deuda flotante que está pendiente de conciliar la Tesorería General de la Republica TGR, acumulada al 30 de septiembre del 2024.

Se adjunta cuadro resumen de deuda flotante por grupo del gasto.

Sin otro particular me suscribo de usted con mis muestras de consideración y estima.

Atentamente.

 Cc. Archivo /SP/GA/SEDENA/ OASC



Centro Cívico Gubernamental José Cecilio del Valle, Boulevard Juan Pablo II, intersección con calle República de Corea.

Torre número 2, Pisos 18 y 19.

Teléfonos: 504-2242-7950, 504-2242-7951

Tegucigalpa, Francisco Morazán, Honduras, Centro América.

info@sedena.gob.hn




Gerencia Administrativa

Subgerencia de Presupuesto

Deuda flotante acumulada al 30 de septiembre del 2024

No.	Grupo del Gasto	Compromiso	Pago	Por devengar	Deuda Flotante
1	100 Servicios Personales	5,203,326,849.63	4,222,262,539.89	0.00	981,064,309.74
2	200 Servicios No Personales	286,497,176.25	267,964,691.29	26,022.43	18,506,462.53
3	300 Materiales y Suministros	1,201,723,862.09	1,029,282,415.11	217,189.10	172,224,257.88
4	400 Bienes Capitalizables	295,737,379.11	231,258,689.39	0.00	64,478,689.72
5	500 Traslaciones Y Donaciones	760,286,635.35	725,171,704.00	0.00	35,114,931.35
6	900 Otros Gastos	276,422,596.00	276,422,596.00	0.00	0.00
Totales		8,023,994,498.43	6,752,362,635.68	243,211.53	1,271,388,651.22

Elaborado por:



 Oscar Armando Salgado Cruz

Analista de Operaciones SIAFI

FECHA: 07/10/2024

Verificado por:




 Glenda Elizabeth Figueroa O.

Subgerente de Presupuesto de SEDENA

FECHA: 08/10/24

Autorizado por:



 Lic. Sabrina Florisel Bustamante Garcia

Gerente Administrativa de SEDENA

FECHA:



Centro Civico Gubernamental José Cecilio del Valle, Blvd. Juan Pablo II, intersección con calle República de Corea.

Torre número 2, Piso 18/19.

Tel. 504-2242-7950, 504-2242-7951

Tegucigalpa, Francisco Morazán, Honduras, Centro América.

info@sedena.gob.hn





República de Honduras



07/10/2024 12:07:26
Gestión: 2024
r_ega_05_estro_obiga
Página 1 de 1

EJECUCION DE PRESUPUESTO DE EGRESOS

DESDE: 01/01/24 HASTA: 30/09/24

TODAS LAS FUENTES

Obj	Descripcion Objeto	Benef	Descripcion Benef	Presupuesto			Ejecucion (Saldo			Disponible			
				Aprobado	Modificaciones	vigente	precompromiso	Compromiso	Devolgado	Pago	Por comprometer	Por devengar	Deuda Flotante	vigente - precompromiso	Vigente - compromiso	Vigente - Devengado
Ins:	0090	Secretaria de Defensa Nacional		7,640,347,738.00	-27,975,621.00	7,612,372,117.00	5,203,326,849.63	5,203,326,849.63	4,222,862,539.89	0.00	981,064,309.74	2,408,859,543.37	2,408,859,543.37	2,408,859,543.37	2,408,859,543.37	2,408,859,543.37
GA	001	GERENCIA CENTRAL		7,640,347,738.00	-27,975,621.00	7,612,372,117.00	5,203,326,849.63	5,203,326,849.63	4,222,862,539.89	0.00	981,064,309.74	2,408,859,543.37	2,408,859,543.37	2,408,859,543.37	2,408,859,543.37	2,408,859,543.37
11100	Sueldos Básicos	0	SIN- TRF	4,322,256,492.00	673,208,276.00	4,995,464,768.00	3,539,552,001.18	3,539,552,001.18	3,539,239,506.34	0.00	312,494.84	1,455,912,766.82	1,455,912,766.82	1,455,912,766.82	1,455,912,766.82	1,455,912,766.82
11400	Adicionales	0	SIN- TRF	1,115,123,684.00	-1,000,000,000.00	115,123,684.00	76,451,259.13	76,451,259.13	76,451,259.13	0.00	0.00	38,672,424.87	38,672,424.87	38,672,424.87	38,672,424.87	38,672,424.87
11510	Decimotercer Mes	0	SIN- TRF	360,188,041.00	56,103,905.00	416,291,946.00	8,534,545.05	8,534,545.05	6,325,900.30	0.00	2,208,644.75	407,757,400.95	407,757,400.95	407,757,400.95	407,757,400.95	407,757,400.95
11520	Decimocuarto Mes	0	SIN- TRF	360,188,041.00	38,331,087.00	398,519,128.00	378,180,169.82	378,180,169.82	377,751,446.07	0.00	428,723.75	20,338,958.18	20,338,958.18	20,338,958.18	20,338,958.18	20,338,958.18
11600	Complementos	0	SIN- TRF	288,167,669.00	43,222,837.00	332,390,506.00	203,315,265.16	203,315,265.16	202,469,845.36	0.00	845,419.80	129,075,240.84	129,075,240.84	129,075,240.84	129,075,240.84	129,075,240.84
11710	Contribuciones al Instituto Nacional de Jubilaciones y Pensiones de los Empleados y Funcionarios del Poder Ejecutivo	0	SIN- TRF	8,274,032.00	297,982.00	8,572,014.00	5,032,237.07	5,032,237.07	0.00	0.00	5,032,237.07	3,539,776.93	3,539,776.93	3,539,776.93	3,539,776.93	3,539,776.93
11721	Contribuciones al Instituto de Previsión Militar - Cuota Patronal	0	SIN- TRF	469,163,518.00	73,826,857.00	542,990,375.00	438,197,547.61	438,197,547.61	19,574.28	0.00	438,177,973.33	104,792,827.39	104,792,827.39	104,792,827.39	104,792,827.39	104,792,827.39
11732	Contribuciones al Instituto de Previsión Militar - Regimen de Riesgos Especiales	0	SIN- TRF	309,221,577.00	48,658,614.00	357,880,191.00	279,618,174.76	279,618,174.76	12,901.24	0.00	279,605,273.52	78,262,016.24	78,262,016.24	78,262,016.24	78,262,016.24	78,262,016.24
11733	Contribuciones al Instituto de Previsión Militar - Reserva Laboral	0	SIN- TRF	348,232,627.00	54,763,517.00	403,016,139.00	254,261,525.90	254,261,525.90	6,355.86	0.00	254,255,170.04	148,754,612.10	148,754,612.10	148,754,612.10	148,754,612.10	148,754,612.10
11750	Contribuciones para Seguro Social	0	SIN- TRF	1,261,404.00	0.00	1,261,404.00	717,892.51	717,892.51	717,892.51	0.00	0.00	543,511.49	543,511.49	543,511.49	543,511.49	543,511.49
12100	Sueldos Básicos	0	SIN- TRF	42,867,250.00	-12,513,287.00	30,353,963.00	17,565,525.05	17,565,525.05	17,565,525.05	0.00	0.00	12,302,713.95	12,302,713.95	12,302,713.95	12,302,713.95	12,302,713.95
12410	Decimotercer Mes	0	SIN- TRF	3,946,157.00	-1,947,756.00	1,998,401.00	280,790.66	280,790.66	106,584.68	0.00	174,205.98	1,717,610.34	1,717,610.34	1,717,610.34	1,717,610.34	1,717,610.34
12420	Decimocuarto Mes	0	SIN- TRF	3,946,157.00	-1,947,756.00	1,998,401.00	703,689.04	703,689.04	679,522.38	0.00	24,166.66	1,294,814.96	1,294,814.96	1,294,814.96	1,294,814.96	1,294,814.96
12550	Contribuciones para Seguro Social	0	SIN- TRF	376,104.00	0.00	376,104.00	104,792.69	104,792.69	104,792.69	0.00	0.00	271,321.31	271,321.31	271,321.31	271,321.31	271,321.31
14300	Gastos de Representación en el País	0	SIN- TRF	420,000.00	0.00	420,000.00	280,000.00	280,000.00	280,000.00	0.00	0.00	140,000.00	140,000.00	140,000.00	140,000.00	140,000.00
15900	Otras Asistencia Social al Personal	0	SIN- TRF	15,000.00	0.00	15,000.00	0.00	0.00	0.00	0.00	0.00	15,000.00	15,000.00	15,000.00	15,000.00	15,000.00
16200	Compensaciones	0	SIN- TRF	5,999,991.00	0.00	5,999,991.00	531,444.00	531,444.00	531,444.00	0.00	0.00	5,468,547.00	5,468,547.00	5,468,547.00	5,468,547.00	5,468,547.00
TOTAL GENERAL :				7,640,347,738.00	-27,975,621.00	7,612,372,117.00	5,203,326,849.63	5,203,326,849.63	4,222,862,539.89	0.00	981,064,309.74	2,408,859,543.37	2,408,859,543.37	2,408,859,543.37	2,408,859,543.37	2,408,859,543.37



República de Honduras

EJECUCION DE PRESUPUESTO DE EGRESOS

DESDE: 01/01/24 HASTA: 30/09/24

TODAS LAS FUENTES



07/10/2024 12:08:27
Gestión: 2024

r_ega_05_estpro_obja
Página 1 de 2

Obj	Descripcion Objeto	Benef	Descripcion Benef	Presupuesto		Ejecucion (APROBADO)				Saldo		Disponible				
				Aprobado	Modificaciones	vigente	precompromiso	compromiso	Devengado	Pago	Por Comprometer	Por devengar	Deuda Flotante	vigente - precompromiso	vigente - compromiso	Vigente - Devengado
Inst 0090	Secretaria de Defensa Nacional			365,364,036.00	22,371,219.00	387,735,255.00	286,502,224.29	286,497,176.25	286,471,153.82	286,471,153.82	267,964,691.29	5,048.04	26,022.43	101,033,030.71	101,038,078.75	101,064,101.18
GA 001	GERENCIA CENTRAL			365,364,036.00	22,371,219.00	387,735,255.00	286,502,224.29	286,497,176.25	286,471,153.82	286,471,153.82	267,964,691.29	5,048.04	26,022.43	101,033,030.71	101,038,078.75	101,064,101.18
21110	Suministro De Energia Eléctrica	0	SIN-TRF	10,250,868.00	0.00	10,250,868.00	6,994,856.57	6,994,856.57	6,994,856.57	6,994,856.57	6,008,610.73	0.00	0.00	3,266,011.43	3,266,011.43	3,266,011.43
21200	Agua	0	SIN-TRF	1,820,000.00	470,526.00	2,290,526.00	1,805,746.38	1,805,746.38	1,805,746.38	1,805,746.38	1,716,526.00	0.00	0.00	484,779.62	484,779.62	484,779.62
21420	Telefonia Fija	0	SIN-TRF	1,365,000.00	0.00	1,365,000.00	434,000.58	434,000.58	434,000.58	434,000.58	417,227.63	0.00	0.00	930,999.42	930,999.42	930,999.42
22100	Alquiler de Edificios, Viviendas y Locales	0	SIN-TRF	1,106,600.00	-515,700.00	590,900.00	530,608.48	530,608.48	530,608.48	530,608.48	263,775.16	0.00	0.00	60,291.52	60,291.52	60,291.52
22220	Alquiler de Equipos de Transporte, Vehículos y Vehículos	0	SIN-TRF	107,510,388.00	-200,000.00	107,310,388.00	104,886,073.40	104,886,073.40	104,886,073.40	104,886,073.40	104,371,799.34	0.00	0.00	2,424,314.60	2,424,314.60	2,424,314.60
22220	Alquiler de Equipos Sanitarios y de Laboratorio	0	SIN-TRF	64,887.00	-52,887.00	12,000.00	12,000.00	12,000.00	12,000.00	12,000.00	12,000.00	0.00	0.00	0.00	0.00	0.00
22260	Alquiler de Equipo de Oficina y Muebles	0	SIN-TRF	1,800,000.00	690,000.00	2,490,000.00	1,034,785.10	1,034,785.10	1,034,785.10	1,034,785.10	779,948.84	0.00	0.00	1,455,214.90	1,455,214.90	1,455,214.90
22270	Alquiler de Equipos de Comunicación	0	SIN-TRF	180,000.00	0.00	180,000.00	110,702.56	110,702.56	110,702.56	110,702.56	90,000.00	0.00	0.00	69,297.44	69,297.44	69,297.44
22280	Otros Alquileres	0	SIN-TRF	202,000.00	-150,000.00	50,000.00	0.00	0.00	0.00	0.00	0.00	0.00	0.00	52,000.00	52,000.00	52,000.00
23100	Mantenimiento y Reparación de Edificios y Locales	0	SIN-TRF	2,186,500.00	8,600,000.00	10,786,500.00	9,240,675.53	9,240,675.53	9,240,675.53	9,240,675.53	9,240,675.53	0.00	0.00	1,545,824.47	1,545,824.47	1,545,824.47
23200	Mantenimiento y Reparación de Equipos y Medios de Transporte	0	SIN-TRF	15,813,976.00	9,165,861.00	24,979,837.00	8,504,674.36	8,499,626.32	8,492,803.89	8,492,803.89	6,213,293.79	5,048.04	16,822.43	16,475,162.64	16,480,210.68	16,497,033.11
23210	Mantenimiento y Reparación de Equipos y Medios de Transporte - Vehículos y Vehículos de Producción	0	SIN-TRF	1,475,186.00	249,387.00	1,724,573.00	1,478,543.97	1,478,543.97	1,478,543.97	1,478,543.97	279,186.00	0.00	0.00	250,029.03	250,029.03	250,029.03
23220	Mantenimiento y Reparación de Equipos de Tracción y Elevación	0	SIN-TRF	832,809.00	0.00	832,809.00	549,520.00	549,520.00	549,520.00	549,520.00	298,900.00	0.00	0.00	283,289.00	283,289.00	283,289.00
23350	Mantenimiento y Reparación de Equipo para Computación	0	SIN-TRF	698,850.00	-91,000.00	607,850.00	424,850.00	424,850.00	424,850.00	424,850.00	324,850.00	0.00	0.00	183,000.00	183,000.00	183,000.00
23360	Mantenimiento y Reparación de Equipos de Oficina	0	SIN-TRF	666,450.00	33,706.00	702,156.00	590,000.00	590,000.00	590,000.00	590,000.00	380,000.00	0.00	0.00	112,156.00	112,156.00	112,156.00
23370	Mantenimiento y Reparación de Equipos de Comunicación	0	SIN-TRF	665,919.00	0.00	665,919.00	631,999.95	631,999.95	631,999.95	631,999.95	631,999.95	0.00	0.00	33,919.05	33,919.05	33,919.05
23390	Mantenimiento y Reparación de Otros Equipos	0	SIN-TRF	781,683.00	0.00	781,683.00	781,683.00	781,683.00	781,683.00	781,683.00	270,000.00	0.00	0.00	511,683.00	511,683.00	511,683.00
23400	Mantenimiento y Reparación de Vehículos Cíviles e Instalaciones	0	SIN-TRF	3,029,965.00	-1,117,889.00	1,912,076.00	1,384,272.00	1,384,272.00	1,384,272.00	1,384,272.00	953,756.00	0.00	0.00	527,804.00	527,804.00	527,804.00
23500	Limpieza, Aseo y Fumigación	0	SIN-TRF	1,056,158.00	-106,000.00	950,158.00	685,999.99	685,999.99	685,999.99	685,999.99	685,999.99	0.00	0.00	264,158.01	264,158.01	264,158.01
23600	Mantenimiento de Sistemas Informáticos	0	SIN-TRF	2,861,516.00	976,671.00	3,838,187.00	1,899,436.14	1,899,436.14	1,899,436.14	1,899,436.14	1,210,060.28	0.00	0.00	1,938,950.86	1,938,950.86	1,938,950.86
24110	Sangres y Componentes	0	SIN-TRF	19,294.00	0.00	19,294.00	19,294.00	19,294.00	19,294.00	19,294.00	19,294.00	0.00	0.00	0.00	0.00	0.00
24130	Servicios Médicos	0	SIN-TRF	3,000,000.00	0.00	3,000,000.00	2,625,000.00	2,625,000.00	2,625,000.00	2,625,000.00	1,875,000.00	0.00	0.00	375,000.00	375,000.00	375,000.00
24300	Servicios Jurídicos	0	SIN-TRF	540,000.00	-540,000.00	0.00	0.00	0.00	0.00	0.00	0.00	0.00	0.00	0.00	0.00	0.00
24400	Servicios de Contabilidad y Auditoria	0	SIN-TRF	1,000,000.00	-1,000,000.00	0.00	0.00	0.00	0.00	0.00	0.00	0.00	0.00	0.00	0.00	0.00
24500	Servicios de Capacitación	0	SIN-TRF	150,000.00	148,100.00	298,100.00	0.00	0.00	0.00	0.00	0.00	0.00	0.00	298,100.00	298,100.00	298,100.00
24710	Servicios De Consultoría De Gestión Administrativa Y Financiera	0	SIN-TRF	1,383,000.00	1,380,900.00	2,763,900.00	2,175,631.00	2,175,631.00	2,175,631.00	2,175,631.00	115,500.00	0.00	0.00	598,269.00	598,269.00	598,269.00
25100	Servicio de Transporte	0	SIN-TRF	6,076,935.00	-1,986,068.00	4,090,867.00	2,079,520.05	2,079,520.05	2,073,770.05	2,073,770.05	1,926,483.57	0.00	5,750.00	2,011,346.95	2,011,346.95	2,017,096.95
25200	Servicio de Imprenta, Publicaciones y Reproducciones	0	SIN-TRF	1,447,497.00	570,500.00	2,017,997.00	1,385,205.50	1,385,205.50	1,385,205.50	1,385,205.50	1,224,784.00	0.00	0.00	632,791.50	632,791.50	632,791.50



República de Honduras

EJECUCION DE PRESUPUESTO DE EGRESOS

DESDE: 01/01/24 HASTA: 30/09/24

TODAS LAS FUENTES



07/10/2024 12:08:27

Gestión: 2024

r_ega_05_estpro_obiga

Página 2 de 2

Obj	Descripción Objeto	Benef	Descripción Benef	Presupuesto			Ejecución (APROBADO)			Saldo			Disponible		
				Aprobado	Modificaciones	vigente	precompromiso	Compromiso	Devengado	Pago	Por Comprometer	Por devengar	Deuda Flotante	vigente - precompromiso	vigente - compromiso
25400	Primas y Gastos de Seguro	0	SIN-TRF	130,966,897.00	-4,105,674.00	130,961,223.00	94,454,712.90	94,454,712.90	93,144,050.39	0.00	0.00	1,310,662.51	36,506,510.10	36,506,510.10	36,506,510.10
25500	Comisiones y Gastos Bancarios	0	SIN-TRF	886,458.00	-47,000.00	839,458.00	6,713.95	6,713.95	1,738.07	0.00	0.00	4,975.88	832,744.05	832,744.05	832,744.05
25700	Servicio de Internet	0	SIN-TRF	6,139,244.00	587,000.00	6,726,244.00	4,311,326.74	4,311,326.74	3,885,409.47	0.00	0.00	325,917.27	2,414,917.26	2,414,917.26	2,414,917.26
25900	Otros Servicios Comerciales y Financieros	0	SIN-TRF	139,000.00	-125,000.00	14,000.00	10,003.07	10,003.07	10,003.07	0.00	0.00	0.00	3,996.93	3,996.93	3,996.93
26110	Pasajes Nacionales	0	SIN-TRF	304,000.00	150,000.00	454,000.00	13,414.54	13,414.54	13,414.54	0.00	0.00	0.00	440,585.46	440,585.46	440,585.46
26120	Pasajes al Exterior	0	SIN-TRF	12,262,360.00	-681,153.00	11,581,207.00	6,587,017.05	6,587,017.05	4,823,571.26	0.00	0.00	1,763,045.79	4,984,189.95	4,984,189.95	4,984,189.95
26210	Vaticos Nacionales	0	SIN-TRF	10,207,560.00	-1,536,626.00	8,670,934.00	4,688,252.79	4,688,252.79	3,719,387.15	0.00	0.00	978,865.64	3,772,681.21	3,772,681.21	3,772,681.21
26220	Vaticos al Exterior	0	SIN-TRF	19,590,368.00	-4,076,649.00	15,513,719.00	7,604,721.87	7,604,721.87	4,480,455.96	0.00	0.00	3,114,265.91	7,908,997.13	7,908,997.13	7,908,997.13
27210	Tasas	0	SIN-TRF	10,000.00	0.00	10,000.00	10,000.00	10,000.00	10,000.00	0.00	0.00	0.00	0.00	0.00	0.00
27500	Gastos Judiciales	0	SIN-TRF	2,455,000.00	14,500,000.00	16,955,000.00	14,500,000.00	14,500,000.00	14,500,000.00	0.00	0.00	0.00	2,455,000.00	2,455,000.00	2,455,000.00
29100	Ceremonial y Protocolo	0	SIN-TRF	10,173,168.00	1,307,514.00	11,480,682.00	4,047,532.82	4,047,532.82	3,854,590.57	0.00	3,450.00	92,942.25	7,429,699.18	7,429,699.18	7,429,699.18
29300	Actuaciones Deportivas	0	SIN-TRF	138,500.00	-138,500.00	0.00	0.00	0.00	0.00	0.00	0.00	0.00	0.00	0.00	0.00
TOTAL GENERAL :				365,364,036.00	22,371,219.00	387,735,255.00	286,502,224.29	286,497,176.25	267,864,691.29	5,048.04	26,022.43	18,506,462.53	101,033,000.71	101,038,078.75	101,064,101.18



República de Honduras



07/10/2024 12:08:32
Gestión: 2024
f_ega_05_esjpro_obja
Página 1 de 2

EJECUCION DE PRESUPUESTO DE EGRESOS
DESDE: 01/01/24 HASTA: 30/09/24
TODAS LAS FUENTES

Obj	Descripcion Objeto	Benef	Descripcion Benef	Presupuesto		Ejecucion (APROBADO)				Saldo		Disponible			
				Aprobado	Modificaciones	vigente	precompromiso	Compromiso	Devengado	Pago	Deuda Fluyente	Por devengar	Por comprometer	vigente - precompromiso	vigente - compromiso
Inst: 0050	Secretaría de Defensa Nacional			1,593,726,765.00	-27,253,632.00	1,566,473,133.00	1,201,727,371.50	1,201,724,862.09	1,201,506,672.99	1,029,282,415.11	217,188.10	217,188.10	364,049,701.91	364,049,701.91	364,266,460.01
GA 001	GERENCIA CENTRAL			1,593,726,765.00	-27,253,632.00	1,566,473,133.00	1,201,727,371.50	1,201,724,862.09	1,201,506,672.99	1,029,282,415.11	217,188.10	217,188.10	364,049,701.91	364,049,701.91	364,266,460.01
31110	Productos Alimnetos y Bebidas	0	SIN-TRF	657,927,848.00	-33,612,805.00	624,315,043.00	458,421,869.69	458,419,870.13	458,419,870.13	392,042,255.37	1,999.56	1,999.56	165,193,173.31	165,193,173.31	165,195,172.87
31200	Alimentos para Animales	0	SIN-TRF	7,377,776.00	0.00	7,377,776.00	7,147,347.65	7,147,347.65	7,147,347.65	7,104,847.65	0.00	0.00	230,430.35	230,430.35	230,430.35
31420	Productos Forestales	0	SIN-TRF	1,000,000.00	-700,000.00	300,000.00	300,000.00	300,000.00	300,000.00	300,000.00	0.00	0.00	0.00	0.00	0.00
31500	Madera, Corcho y sus Manufacturas	0	SIN-TRF	1,206,773.00	351,296.00	1,558,069.00	1,279,793.03	1,279,793.03	1,279,793.03	794,164.99	0.00	0.00	485,628.04	485,628.04	485,628.04
32100	Hilos y Telas	0	SIN-TRF	55,842,577.00	-130,236.00	55,712,341.00	55,708,341.00	55,708,341.00	55,708,341.00	55,346,491.47	0.00	0.00	359,849.53	359,849.53	359,849.53
32200	Confecciones Textiles	0	SIN-TRF	6,330,725.00	8,769,469.00	15,100,194.00	14,084,905.49	14,084,905.49	14,084,905.49	13,535,398.39	0.00	0.00	548,507.10	548,507.10	548,507.10
32310	Prenidas de Vestir	0	SIN-TRF	52,036,439.00	-1,643,735.00	50,392,704.00	34,825,528.19	34,825,528.19	34,825,528.19	32,083,868.07	0.00	0.00	2,741,660.12	2,741,660.12	2,741,660.12
32320	Materiales y Accesorios para Costura	0	SIN-TRF	95,000.00	0.00	95,000.00	95,000.00	95,000.00	95,000.00	95,000.00	0.00	0.00	0.00	0.00	0.00
32400	Cabados	0	SIN-TRF	13,352,510.00	5,024,209.00	18,376,719.00	14,417,955.95	14,417,955.95	14,417,955.95	13,411,045.73	0.00	0.00	3,966,763.05	3,966,763.05	3,966,763.05
33100	Productos De Papel Y Carton	0	SIN-TRF	10,943,046.00	416,112.00	11,359,158.00	9,484,479.20	9,484,479.20	9,484,479.20	7,700,069.78	0.00	0.00	1,794,409.44	1,794,409.44	1,794,409.44
33300	Productos de Artes Graficas	0	SIN-TRF	2,746,783.00	-612,026.00	2,134,757.00	1,348,001.14	1,348,001.14	1,348,001.14	1,050,849.43	0.00	0.00	297,151.71	297,151.71	297,151.71
33500	Libros, Revistas y Periódicos	0	SIN-TRF	172,613.00	-15,188.00	157,425.00	67,995.50	67,995.50	67,995.50	57,855.01	0.00	0.00	10,140.49	10,140.49	10,140.49
33600	Tercos de Enseñanza	0	SIN-TRF	246,000.00	-10,000.00	236,000.00	237,998.78	237,998.78	237,998.78	237,998.78	0.00	0.00	0.00	0.00	0.00
34100	Cueros y Pielés	0	SIN-TRF	12,101,066.00	75,000.00	12,176,066.00	98,762.83	98,762.83	98,762.83	47,696.83	0.00	0.00	51,066.00	51,066.00	51,066.00
34300	Artículos de Caucho	0	SIN-TRF	2,537,000.00	0.00	2,537,000.00	1,723,612.50	1,723,612.50	1,723,612.50	1,721,612.50	0.00	0.00	813,387.50	813,387.50	813,387.50
34400	Lámparas y Cámaras de Aire	0	SIN-TRF	16,240,085.00	-3,666,729.00	12,573,356.00	11,081,024.13	11,081,024.13	11,081,024.13	7,906,117.85	0.00	0.00	3,174,908.28	3,174,908.28	3,174,908.28
35100	Productos Químicos	0	SIN-TRF	4,906,732.00	772,240.00	5,678,972.00	2,946,192.71	2,946,192.71	2,946,192.71	2,547,267.16	0.00	0.00	398,925.55	398,925.55	398,925.55
35210	Productos Farmacéuticos y Medicinales Varios	0	SIN-TRF	16,935,940.00	-5,810,251.00	11,125,689.00	9,657,850.16	9,657,850.16	9,657,850.16	9,039,850.16	0.00	0.00	618,000.00	618,000.00	618,000.00
35220	Vacunas	0	SIN-TRF	210,000.00	0.00	210,000.00	210,000.00	210,000.00	210,000.00	210,000.00	0.00	0.00	0.00	0.00	0.00
35251	Reactivos	0	SIN-TRF	10,000.00	0.00	10,000.00	10,000.00	10,000.00	10,000.00	10,000.00	0.00	0.00	0.00	0.00	0.00
35252	Reactivos VHSIDA	0	SIN-TRF	10,000.00	0.00	10,000.00	10,000.00	10,000.00	10,000.00	10,000.00	0.00	0.00	0.00	0.00	0.00
35300	Origen Médico	0	SIN-TRF	35,000.00	0.00	35,000.00	35,000.00	35,000.00	35,000.00	35,000.00	0.00	0.00	0.00	0.00	0.00
35300	Abonos y Fertilizantes	0	SIN-TRF	690,000.00	-65,000.00	625,000.00	624,690.00	624,690.00	624,690.00	624,690.00	0.00	0.00	310.00	310.00	310.00
35400	Insecticidas, Fungicidas y Otros	0	SIN-TRF	900,404.00	-386,064.00	514,340.00	513,290.00	513,290.00	513,290.00	318,290.00	0.00	0.00	195,000.00	195,000.00	195,000.00
35500	Tintas, Pinturas y Colorantes	0	SIN-TRF	4,122,989.00	237,547.00	4,360,536.00	4,103,019.29	4,103,019.29	4,103,019.29	3,481,097.20	0.00	0.00	627,922.09	627,922.09	627,922.09
35610	Gasolina	0	SIN-TRF	63,913,253.00	2,851,800.00	66,764,853.00	49,093,150.57	49,093,150.57	49,093,150.57	43,349,518.41	0.00	0.00	5,745,632.16	5,745,632.16	5,745,632.16
35620	Diesel	0	SIN-TRF	174,744,052.00	45,824,776.00	220,568,828.00	167,795,048.97	167,795,048.97	167,795,048.97	154,310,877.52	0.00	0.00	13,484,171.45	13,484,171.45	13,484,171.45
35640	Gas LPG	0	SIN-TRF	58,000.00	0.00	58,000.00	0.00	0.00	0.00	0.00	0.00	0.00	58,000.00	58,000.00	58,000.00
35650	Aceites y Grasas Lubrificantes	0	SIN-TRF	13,657,787.00	-1,933,718.00	11,724,069.00	7,545,361.35	7,545,361.35	7,545,361.35	6,834,520.04	0.99	0.99	708,640.32	708,640.32	708,640.32
35700	Específicos Veterinarios y Productos Varios para Animales	0	SIN-TRF	1,850,000.00	120,000.00	1,970,000.00	1,969,995.00	1,969,995.00	1,969,995.00	1,850,000.00	0.00	0.00	119,995.00	119,995.00	119,995.00



República de Honduras

EJECUCION DE PRESUPUESTO DE EGRESOS

DESDE: 01/01/24 HASTA: 30/09/24

TODAS LAS FUENTES



07/10/2024 12:08:32

Gestión: 2024

r. ega.05. esipro. obija

Página 2 de 2

Obj	Descripcion Objeto	Benef	Descripcion Benef	Presupuesto		Ejecucion (Saldo		Disponible					
				Aprobado	Modificaciones	vigente	precompromiso	Compromiso	Devengado	Pago	Por comprometer	Por devengar	Deuda Fiolante	vigente - precompromiso	vigente - compromiso
35800	Producto de Material Plastico	0	SIN-TRF	10,966,178.00	63,655.00	11,048,833.00	10,654,204.42	10,654,204.42	9,476,284.96	0.01	0.00	395,628.57	395,628.56	629,406.00	395,628.58
35910	Productos Explosivos y de Procelas	0	SIN-TRF	760,000.00	0.00	760,000.00	130,594.00	130,594.00	130,594.00	0.00	0.00	629,406.00	629,406.00	0.00	0.00
35920	Productos Fotoquímicos	0	SIN-TRF	92,070.00	-7,070.00	85,000.00	85,000.00	85,000.00	0.00	0.00	0.00	85,000.00	85,000.00	0.00	0.00
35930	Productos Químicos de Uso Personal	0	SIN-TRF	10,020,739.00	-3,629,079.00	6,391,660.00	5,620,230.87	5,620,230.87	5,476,616.62	0.00	0.00	571,429.13	571,429.13	571,429.13	571,429.13
36100	Productos Ferrosos	0	SIN-TRF	7,815,254.00	1,336,059.00	9,151,313.00	7,464,271.68	7,464,271.68	6,916,359.72	0.00	0.00	1,687,041.32	1,687,041.32	1,687,041.32	1,687,041.32
36400	Herramientas Menores	0	SIN-TRF	2,972,920.00	-854,891.00	2,118,029.00	1,679,135.63	1,679,135.63	1,492,825.35	0.00	0.00	438,893.37	438,893.37	438,893.37	438,893.37
36930	Elementos de Ferreteria	0	SIN-TRF	4,141,719.00	77,873.00	4,219,692.00	3,903,010.79	3,903,010.79	3,063,571.44	0.00	0.00	316,681.21	316,681.21	316,681.21	316,681.21
37100	Producto De Cemento, Asbesto, yeso Y Otros	0	SIN-TRF	2,797,677.00	214,485.00	3,012,162.00	2,803,016.49	2,803,016.49	1,866,565.88	0.00	0.00	209,145.51	209,145.51	209,145.51	209,145.51
37200	Producto de Vidrio	0	SIN-TRF	386,928.00	0.00	386,928.00	342,040.15	342,040.15	62,040.15	0.00	0.00	44,887.85	44,887.85	44,887.85	44,887.85
37400	Productos Abrasivos	0	SIN-TRF	0.00	8,644.00	8,644.00	8,572.68	8,572.68	8,572.68	0.00	0.00	71.32	71.32	71.32	71.32
37500	Miércoles MetalFeros	0	SIN-TRF	1,536,145.00	324,769.00	1,860,914.00	1,805,913.23	1,805,913.23	1,491,001.91	0.00	0.00	55,000.77	55,000.77	55,000.77	55,000.77
37800	Piedra, Arcilla Y Arena	0	SIN-TRF	1,639,913.00	501,038.00	2,140,951.00	1,636,382.29	1,636,382.29	1,306,382.26	0.00	0.00	504,568.71	504,568.71	504,568.71	504,568.71
38100	Materia De Defensa Y Seguridad	0	SIN-TRF	21,196,580.00	-9,925,309.00	11,271,271.00	9,388,128.69	9,388,128.69	8,440,954.46	0.00	0.00	1,883,142.31	1,883,142.31	1,883,142.31	1,883,142.31
39100	Elementos de Limpieza y Aseo Personal	0	SIN-TRF	17,226,253.00	-5,688,445.00	11,617,808.00	8,530,160.70	8,530,160.70	8,189,668.85	0.00	0.00	3,087,647.30	3,087,647.30	3,087,647.30	3,087,647.30
39200	Utiles de Escritorio, Oficina y Material de Oficina	0	SIN-TRF	12,044,572.00	-1,451,245.00	10,593,327.00	6,129,712.28	6,129,712.28	4,977,245.80	776.25	0.00	4,463,614.72	4,463,614.72	4,463,614.72	4,463,614.72
39300	Utiles y Materiales Electricos	0	SIN-TRF	2,436,923.00	1,015,103.00	3,452,026.00	2,719,475.23	2,719,475.23	2,546,436.24	0.00	0.00	732,550.77	732,550.77	732,550.77	732,550.77
39400	Utensilios de Cocina y Comedor	0	SIN-TRF	2,276,277.00	-42,790.00	2,233,487.00	1,530,430.52	1,523,164.82	1,343,421.82	0.00	0.00	703,056.48	703,056.48	703,056.48	703,056.48
39510	Instrumental Médico Quirurgico Menor	0	SIN-TRF	2,986,357.00	-1,348,000.00	1,638,357.00	1,565,818.25	1,565,818.25	1,404,461.25	0.00	0.00	72,538.75	72,538.75	72,538.75	72,538.75
39530	Materia Médico Quirurgico Menor	0	SIN-TRF	780,514.00	-147,750.00	632,764.00	470,341.23	470,341.23	466,364.23	0.00	0.00	162,422.77	162,422.77	162,422.77	162,422.77
39560	Materiales y Suministros Odontologicos	0	SIN-TRF	290,000.00	0.00	290,000.00	290,000.00	290,000.00	290,000.00	0.00	0.00	0.00	0.00	0.00	0.00
39600	Repuestos y Accesorios	0	SIN-TRF	367,980,260.00	-23,402,258.00	344,578,002.00	279,013,774.63	279,013,774.63	279,000,592.49	745.72	12,438.42	65,564,227.37	65,564,227.37	65,564,227.37	65,564,227.37
39680	Utiles Deportivos, Recreativos y de Recreac	0	SIN-TRF	1,146,086.00	-234,568.00	911,518.00	910,957.17	910,957.17	910,957.17	0.00	0.00	2,170.83	2,170.83	2,170.83	2,170.83
TOTAL GENERAL :				1,593,726,765.00	-27,253,632.00	1,566,473,133.00	1,201,723,862.09	1,201,506,672.99	1,029,282,415.11	3,509.41	217,188.10	364,045,761.50	364,045,761.50	364,045,761.50	364,266,460.01



República de Honduras

EJECUCION DE PRESUPUESTO DE EGRESOS

DESDE: 01/01/24 HASTA: 30/09/24

TODAS LAS FUENTES



07/10/2024 12:08:38
Gestión: 2024

r_ega_05_estpro_oblga

Página 1 de 1

Obj. Descripción Objeto	Benef. Descripción Benef	Presupuesto			Ejecución (APROBADO)			Saldo			Disponible		
		Aprobado	Modificaciones	vigente	precompromiso	Compromiso	Devengado	Pago	Por Comprometer	Por devengar	Deuda Flotante	vigente - precompromiso	vigente - compromiso
Inst. 0050 Secretaría de Defensa Nacional		381,005,695.00	658,730,165.00	1,039,735,860.00	295,737,379.11	295,737,379.11	295,737,379.11	16,318.50	0.00	64,478,689.72	743,896,680.89	743,896,680.89	743,896,680.89
GA 001 GERENCIA CENTRAL		381,005,695.00	658,730,165.00	1,039,735,860.00	295,737,379.11	295,737,379.11	295,737,379.11	16,318.50	0.00	64,478,689.72	743,896,680.89	743,896,680.89	743,896,680.89
42110 Muebles Varios de Oficina	0 SIN-TRF	2,296,229.00	-413,168.00	1,873,061.00	1,663,063.42	1,654,564.92	1,654,564.92	8,496.50	0.00	380,597.57	209,997.58	218,496.08	218,496.08
42120 Equipos Varios de Oficina	0 SIN-TRF	2,169,225.00	563,536.00	2,732,761.00	1,676,889.02	1,676,889.02	1,676,889.02	0.00	0.00	1,017,614.00	855,871.98	855,871.98	855,871.98
42130 Muebles para Alojamiento Colectivo	0 SIN-TRF	500,000.00	0.00	500,000.00	0.00	0.00	0.00	0.00	0.00	0.00	398,200.00	398,200.00	398,200.00
42140 Electrodomésticos	0 SIN-TRF	435,887.00	-78,251.00	357,636.00	230,414.09	222,594.09	222,594.09	7,820.00	0.00	74,045.00	127,221.91	135,041.91	135,041.91
42230 Maquinaria de Industria	0 SIN-TRF	15,000,000.00	0.00	15,000,000.00	5,324,108.22	5,324,108.22	5,324,108.22	0.00	0.00	5,324,108.22	9,675,891.78	9,675,891.78	9,675,891.78
42270 Maquinaria para Producción de Luz, Teléfono etc)	0 SIN-TRF	235,000.00	143,253.00	378,253.00	378,253.00	378,253.00	378,253.00	0.00	0.00	378,253.00	0.00	0.00	0.00
42310 Equipo de Transporte Terrestre para Personas	0 SIN-TRF	28,890,230.00	34,060,138.00	62,950,368.00	50,631,118.23	50,631,118.23	50,631,118.23	0.00	0.00	19,669,606.28	12,319,249.77	12,319,249.77	12,319,249.77
42410 Equipo Médico, Sanitario, Hospitalario e Instrumental	0 SIN-TRF	37,297,500.00	-3,235,500.00	34,062,000.00	31,303,485.08	31,303,485.08	31,303,485.08	0.00	0.00	29,853,485.08	2,758,514.92	2,758,514.92	2,758,514.92
42510 Equipo de Comunicación	0 SIN-TRF	29,212,388.00	-508,487.00	28,703,901.00	1,024,136.77	1,024,136.77	1,024,136.77	0.00	0.00	154,577.77	27,679,764.23	27,679,764.23	27,679,764.23
42600 Equipos para Computación	0 SIN-TRF	5,940,215.00	-894,005.00	5,055,210.00	4,333,630.19	4,333,630.19	4,333,630.19	0.00	0.00	547,049.25	721,579.81	721,579.81	721,579.81
42710 Muebles y Equipos Educativos	0 SIN-TRF	208,164.00	450.00	208,614.00	208,164.00	208,164.00	208,164.00	0.00	0.00	0.00	450.00	450.00	450.00
42720 Equipos Recreativos y Deportivos	0 SIN-TRF	300,000.00	-300,000.00	0.00	0.00	0.00	0.00	0.00	0.00	0.00	0.00	0.00	0.00
42800 Herramientas Mayores	0 SIN-TRF	48,000.00	18,400.00	66,400.00	31,069.75	31,069.75	31,069.75	0.00	0.00	18,000.00	35,330.25	35,330.25	35,330.25
42900 Equipos para Electrificación (Medidores, Transformadores y Postes)	0 SIN-TRF	0.00	200,000.00	200,000.00	200,000.00	200,000.00	200,000.00	0.00	0.00	0.00	0.00	0.00	0.00
45100 Aplicaciones Informáticas	0 SIN-TRF	118,199,921.00	-214,918.00	117,985,003.00	2,227,072.43	2,227,072.43	2,227,072.43	0.00	0.00	591,609.27	115,757,930.57	115,757,930.57	115,757,930.57
46100 Equipo Militar	0 SIN-TRF	126,542,296.00	622,128,717.00	748,671,013.00	181,690,943.41	181,690,943.41	181,690,943.41	0.00	0.00	1,939,944.28	566,980,159.59	566,980,159.59	566,980,159.59
47110 Construcciones y Mejoras de Bienes en Dominio Privado	0 SIN-TRF	13,731,650.00	7,260,000.00	20,991,650.00	14,631,450.00	14,631,450.00	14,631,450.00	0.00	0.00	4,529,800.00	6,360,200.00	6,360,200.00	6,360,200.00
TOTAL GENERAL :		381,005,695.00	658,730,165.00	1,039,735,860.00	295,737,379.11	295,737,379.11	295,737,379.11	16,318.50	0.00	64,478,689.72	743,896,680.89	743,896,680.89	743,896,680.89



República de Honduras

EJECUCION DE PRESUPUESTO DE EGRESOS

DESDE: 01/01/24 HASTA: 30/09/24

TODAS LAS FUENTES



07/10/2024 12:08:45
Geestión: 2024
r_ega_05_estirc_obiga
Página 1 de 1

Obj	Descripción Objeto	Benef	Descripción Benef	Presupuesto			Ejecución (APROBADO)			Saldo			Disponible		
				Aprobado	Modificaciones	vigente	precompromiso	Compromiso	Devengado	Pago	Por comprometer	Por devengar	Deuda Flotante	vigente - precompromiso	vigente - compromiso
Inst: 0000	Secretaría de Defensa Nacional			1,082,206,490.00	-3,108,546.00	1,082,097,944.00	760,286,635.35	760,286,635.35	725,171,704.00	0.00	0.00	35,114,931.35	319,787,647.65	319,787,647.65	319,787,647.65
GA 001	GERENCIA CENTRAL			1,082,206,490.00	-3,108,546.00	1,082,097,944.00	760,286,635.35	760,286,635.35	725,171,704.00	0.00	0.00	35,114,931.35	319,787,647.65	319,787,647.65	319,787,647.65
51120	Pensiones	4065	Veteranos de Guerra	443,020,965.00	0.00	443,020,965.00	335,081,294.75	335,081,294.75	335,081,294.75	0.00	0.00	0.00	107,939,690.25	107,939,690.25	107,939,690.25
51120	Pensiones	4653	Héroe Nacional - Don José Matías Cordero	240,000.00	0.00	240,000.00	179,046.35	179,046.35	160,000.00	0.00	0.00	19,046.35	60,953.65	60,953.65	60,953.65
51120	Pensiones	4837	Ordenanza Militar - Beneficiarios Reservistas Fallecidos 2009	124,632.00	0.00	124,632.00	124,632.00	124,632.00	124,632.00	0.00	0.00	0.00	0.00	0.00	0.00
51120	Pensiones	4838	Ordenanza Militar - Oscar David López	65,401.00	0.00	65,401.00	65,401.00	65,401.00	65,401.00	0.00	0.00	0.00	0.00	0.00	0.00
51120	Pensiones	4994	Miembros Unidos en Miliones Oficiales	520,652.00	0.00	520,652.00	520,652.00	520,652.00	286,631.40	0.00	0.00	234,020.60	0.00	0.00	0.00
51211	Becas Nacionales	0	SIN-TRF	12,837,167.00	789,840.00	13,627,007.00	10,433,600.88	10,433,600.88	7,657,430.89	0.00	0.00	2,776,169.99	3,193,406.12	3,193,406.12	3,193,406.12
51212	Becas En El Extranjero	0	SIN-TRF	12,754,337.00	1,235,381.00	13,989,918.00	8,481,417.69	8,481,417.69	6,993,035.49	0.00	0.00	1,886,382.20	5,253,484.31	5,253,484.31	5,253,484.31
51220	Ayuda Social a Personas	4871	Dec. 143-2013 Compensación Reservista FF AA	150,705,000.00	0.00	150,705,000.00	75,352,500.00	75,352,500.00	74,875,500.00	0.00	0.00	477,000.00	75,352,500.00	75,352,500.00	75,352,500.00
51230	Otras Asistencias Sociales	0	Mayores 45 años SIN-TRF	12,521,017.00	3,574,773.00	16,095,790.00	10,263,129.02	10,263,129.02	5,885,190.00	0.00	0.00	4,377,939.02	5,832,660.98	5,832,660.98	5,832,660.98
51240	Beneficios Especiales	0	SIN-TRF	316,780,348.00	-8,708,740.00	308,080,608.00	219,988,953.86	219,988,953.86	215,439,635.07	0.00	0.00	4,529,318.79	86,343,009.14	86,343,009.14	86,343,009.14
51310	Transferencias Corrientes A Instituciones Sin Fines De Lucro	4067	Asociación de Oficiales en Situación de Retiro	375,000.00	0.00	375,000.00	375,000.00	375,000.00	311,663.40	0.00	0.00	63,336.60	0.00	0.00	0.00
52300	Transferencias Corrientes a Instituciones de la Seguridad	604	Instituto de Previsión Militar	134,213,623.00	0.00	134,213,623.00	98,732,742.59	98,732,742.59	78,291,290.00	0.00	0.00	20,441,452.59	35,480,880.41	35,480,880.41	35,480,880.41
53310	Transferencias a Organismos Internacionales - Cuotas Ordinarias	4070	Organización de las Naciones Unidas	60,000.00	0.00	60,000.00	49,515.21	49,515.21	0.00	0.00	0.00	49,515.21	10,484.79	10,484.79	10,484.79
53310	Transferencias a Organismos Internacionales - Cuotas Ordinarias	4698	Confederación de las Fuerzas Armadas Centroamericanas	838,666.00	0.00	838,666.00	600,000.00	600,000.00	400,000.00	0.00	0.00	200,000.00	238,666.00	238,666.00	238,666.00
53310	Transferencias a Organismos Internacionales - Cuotas Ordinarias	5164	Cooperación de las Fuerzas Aéreas Americanas	58,750.00	0.00	58,750.00	58,750.00	58,750.00	0.00	0.00	0.00	58,750.00	0.00	0.00	0.00
53320	Transferencias a Organismos Internacionales - Cuotas Extraordinarias	4698	Confederación de las Fuerzas Armadas Centroamericanas	81,912.00	0.00	81,912.00	0.00	0.00	0.00	0.00	0.00	81,912.00	81,912.00	81,912.00	81,912.00
TOTAL GENERAL:				1,085,206,490.00	-3,108,546.00	1,082,097,944.00	760,286,635.35	760,286,635.35	725,171,704.00	0.00	0.00	35,114,931.35	319,787,647.65	319,787,647.65	319,787,647.65



República de Honduras

EJECUCION DE PRESUPUESTO DE EGRESOS

DESDE: 01/01/24 HASTA: 30/09/24

TODAS LAS FUENTES



07/10/2024 12:08:50

Gestión: 2024

r_ega_05_estpro_obja

Página 1 de 1

Obj	Descripcion Objeto	Benef	Descripcion Benef	Presupuesto			Ejecucion (APROBADQ				Saldo			Disponible		
				Aprobado	Modificaciones	vigente	precompromiso	Compromiso	Devengado	Pago	Por Comprometer	Por devengar	Deuda Flotante	vigente - precompromiso	Vigente - compromiso	Vigente - Devengado
Inst 0090	Secretaria de Defensa Nacional			320,000,000.00	30,017,755.00	350,017,755.00	276,422,596.00	276,422,596.00	276,422,596.00	276,422,596.00	0.00	0.00	0.00	73,595,159.00	73,595,159.00	73,595,159.00
GA 001	GERENCIA CENTRAL			320,000,000.00	30,017,755.00	350,017,755.00	276,422,596.00	276,422,596.00	276,422,596.00	276,422,596.00	0.00	0.00	0.00	73,595,159.00	73,595,159.00	73,595,159.00
99100	Para Erogaciones Corrientes	0	SIN- TRF	320,000,000.00	30,017,755.00	350,017,755.00	276,422,596.00	276,422,596.00	276,422,596.00	276,422,596.00	0.00	0.00	0.00	73,595,159.00	73,595,159.00	73,595,159.00
TOTAL GENERAL :				320,000,000.00	30,017,755.00	350,017,755.00	276,422,596.00	276,422,596.00	276,422,596.00	276,422,596.00	0.00	0.00	0.00	73,595,159.00	73,595,159.00	73,595,159.00



República de Honduras

EJECUCION DE PRESUPUESTO DE EGRESOS
DESDE: 01/01/24 HASTA: 30/09/24
TODAS LAS FUENTES



07/10/2024 12:08:56
Gestión: 2024
r_ega_05_espro_obga
Página 1 de 5

Obj	Descripción Objeto	Benef	Descripción Benef	Presupuesto		Ejecución (APROBADO)			Saldo		Disponible			
				Aprobado	Modificaciones	vigente	precompromiso	Compromiso	Devengado	Pago	Por Comprometer	Por devengar	Deuda Flotante	vigente - precompromiso
Inst: 0000	Secretaría de Defensa Nacional			11,385,650,724.00	652,781,340.00	12,038,432,064.00	8,024,019,374.38	8,023,994,498.43	8,023,751,286.90	6,752,362,635.68	243,211.53	4,011,201,504.62	4,011,236,380.57	4,011,469,592.10
GA 001	GERENCIA CENTRAL			11,385,650,724.00	652,781,340.00	12,038,432,064.00	8,024,019,374.38	8,023,994,498.43	8,023,751,286.90	6,752,362,635.68	243,211.53	4,011,201,504.62	4,011,236,380.57	4,011,469,592.10
11100	Sueldos Básicos	0	SIN-TRF	4,322,256,492.00	673,208,276.00	4,995,464,768.00	3,539,552,001.18	3,539,552,001.18	3,539,552,001.18	3,539,239,508.34	0.00	1,455,912,766.82	1,455,912,766.82	1,455,912,766.82
11400	Adicionales	0	SIN-TRF	1,115,123,684.00	-1,000,000,000.00	115,123,684.00	76,451,259.13	76,451,259.13	76,451,259.13	76,451,259.13	0.00	38,672,424.87	38,672,424.87	38,672,424.87
11510	Decimotercer Mes	0	SIN-TRF	361,188,041.00	56,103,905.00	416,291,946.00	8,534,545.05	8,534,545.05	8,534,545.05	6,325,900.30	0.00	407,757,400.95	407,757,400.95	407,757,400.95
11520	Decimocuarto Mes	0	SIN-TRF	361,188,041.00	38,313,087.00	399,501,128.00	378,180,169.82	378,180,169.82	378,180,169.82	377,751,446.07	0.00	20,338,958.18	20,338,958.18	20,338,958.18
11600	Complementos	0	SIN-TRF	285,167,669.00	43,222,837.00	328,390,506.00	203,315,265.16	203,315,265.16	203,315,265.16	202,469,845.36	0.00	129,075,240.84	129,075,240.84	129,075,240.84
11710	Contribuciones al Instituto Nacional de Jubilaciones y Pensiones de los Empleados y Funcionarios del Poder Ejecutivo	0	SIN-TRF	8,774,032.00	297,982.00	8,572,050.00	5,032,237.07	5,032,237.07	5,032,237.07	0.00	0.00	3,539,776.93	3,539,776.93	3,539,776.93
11731	Contribuciones al Instituto de Previsión Militar - Cuota Patronal	0	SIN-TRF	469,163,518.00	73,826,857.00	542,990,375.00	438,197,547.61	438,197,547.61	438,197,547.61	19,574.28	0.00	104,792,827.39	104,792,827.39	104,792,827.39
11732	Contribuciones al Instituto de Previsión Militar - Cuota Patronal	0	SIN-TRF	309,221,577.00	48,658,614.00	357,880,191.00	279,618,174.76	279,618,174.76	279,618,174.76	12,901.24	0.00	78,262,016.24	78,262,016.24	78,262,016.24
11733	Contribuciones al Instituto de Previsión Militar - Reserva Laboral	0	SIN-TRF	348,232,621.00	54,783,517.00	403,016,138.00	254,261,525.90	254,261,525.90	254,261,525.90	6,355.86	0.00	148,754,612.10	148,754,612.10	148,754,612.10
11750	Contribuciones para Seguro Social	0	SIN-TRF	1,261,404.00	0.00	1,261,404.00	717,892.51	717,892.51	717,892.51	0.00	0.00	543,511.49	543,511.49	543,511.49
12100	Sueldos Básicos	0	SIN-TRF	42,567,250.00	-12,513,287.00	30,053,963.00	17,565,525.05	17,565,525.05	17,565,525.05	17,565,525.05	0.00	12,302,713.95	12,302,713.95	12,302,713.95
12410	Decimotercer Mes	0	SIN-TRF	3,946,157.00	-1,947,756.00	1,998,401.00	280,790.66	280,790.66	280,790.66	106,584.68	0.00	1,717,610.34	1,717,610.34	1,717,610.34
12420	Decimocuarto Mes	0	SIN-TRF	3,946,157.00	-1,947,756.00	1,998,401.00	280,790.66	280,790.66	280,790.66	106,584.68	0.00	1,717,610.34	1,717,610.34	1,717,610.34
12550	Contribuciones para Seguro Social	0	SIN-TRF	376,104.00	0.00	376,104.00	104,792.69	104,792.69	104,792.69	0.00	0.00	271,321.31	271,321.31	271,321.31
14300	Gastos de Representación en el País	0	SIN-TRF	420,000.00	0.00	420,000.00	280,000.00	280,000.00	280,000.00	280,000.00	0.00	140,000.00	140,000.00	140,000.00
15900	Otras Asistencia Social al Personal	0	SIN-TRF	15,000.00	0.00	15,000.00	0.00	0.00	0.00	0.00	0.00	15,000.00	15,000.00	15,000.00
16200	Compensaciones	0	SIN-TRF	5,999,991.00	0.00	5,999,991.00	531,444.00	531,444.00	531,444.00	531,444.00	0.00	5,468,547.00	5,468,547.00	5,468,547.00
21110	Suministro De Energía Eléctrica	0	SIN-TRF	10,250,868.00	0.00	10,250,868.00	6,984,856.57	6,984,856.57	6,984,856.57	6,008,610.73	0.00	3,266,011.43	3,266,011.43	3,266,011.43
21200	Agua	0	SIN-TRF	1,820,000.00	470,526.00	2,290,526.00	1,805,746.38	1,805,746.38	1,805,746.38	1,718,526.00	0.00	87,220.38	484,779.62	484,779.62
21420	Telefonía Fija	0	SIN-TRF	1,365,000.00	0.00	1,365,000.00	434,000.58	434,000.58	434,000.58	417,227.63	0.00	930,999.42	930,999.42	930,999.42
22100	Alquiler de Edificios, Viviendas y	0	SIN-TRF	1,106,600.00	-515,700.00	590,900.00	530,608.48	530,608.48	530,608.48	263,775.16	0.00	60,291.52	60,291.52	60,291.52
22220	Alquiler de Equipos de Transporte, Tracción y Elevación	0	SIN-TRF	107,510,388.00	-200,000.00	107,310,388.00	104,886,073.40	104,886,073.40	104,886,073.40	104,371,799.34	0.00	2,624,314.60	2,624,314.60	2,624,314.60
22230	Alquiler de Equipos Salitarios y de Laboratorio	0	SIN-TRF	64,887.00	-52,887.00	12,000.00	12,000.00	12,000.00	12,000.00	12,000.00	0.00	0.00	0.00	0.00
22260	Alquiler de Equipo de Oficina y	0	SIN-TRF	1,800,000.00	690,000.00	2,490,000.00	1,034,785.10	1,034,785.10	1,034,785.10	779,948.84	0.00	1,455,214.90	1,455,214.90	1,455,214.90
22270	Alquiler de Equipos de Computación	0	SIN-TRF	180,000.00	0.00	180,000.00	110,702.56	110,702.56	110,702.56	90,000.00	0.00	69,297.44	69,297.44	69,297.44
22900	Otros Alquileres	0	SIN-TRF	202,000.00	-150,000.00	50,000.00	0.00	0.00	0.00	0.00	0.00	52,000.00	52,000.00	52,000.00
23100	Mantenimiento y Reparación de Edificios y Locales	0	SIN-TRF	2,186,500.00	8,600,000.00	10,786,500.00	9,240,675.53	9,240,675.53	9,240,675.53	9,240,675.53	0.00	1,545,824.47	1,545,824.47	1,545,824.47
23200	Mantenimiento y Reparación de Equipos y Medios de Transporte	0	SIN-TRF	15,813,976.00	9,165,861.00	24,979,837.00	8,504,674.36	8,499,628.32	8,482,803.89	6,213,293.79	5,048.04	16,475,162.64	16,480,210.68	16,487,033.11



República de Honduras

EJECUCION DE PRESUPUESTO DE EGRESOS

DESDE: 01/01/24 HASTA: 30/09/24

TODAS LAS FUENTES



07/10/2024 12:08:56

Gestión: 2024

r_eja_05_estpro_cbjga

Página 2 de 5

Obj	Descripción Objeto	Benef	Descripción Benef	Presupuesto		Ejecución (Saldo		Disponible			
				Aprobado	Modificaciones	vigente	precompromiso	compromiso	APROBADOQ	Deuda	Fuente	vigente - precompromiso	vigente - compromiso
23100	Mantenimiento y Reparación de Equipos y Maquinarias de Producción	0	SIN-TRF	1,479,186.00	249,387.00	1,728,573.00	1,478,543.97	1,478,543.97	0.00	1,998,357.97	250,029.03	250,029.03	250,029.03
23200	Mantenimiento y Reparación de Equipos de Tracción y Elevación	0	SIN-TRF	832,809.00	0.00	832,809.00	549,520.00	549,520.00	0.00	298,900.00	283,289.00	283,289.00	283,289.00
23300	Mantenimiento y Reparación de Equipo para Computación	0	SIN-TRF	698,850.00	-91,000.00	607,850.00	424,850.00	424,850.00	0.00	324,850.00	183,000.00	183,000.00	183,000.00
23360	Mantenimiento y Reparación de Equipo de Oficina y Muebles	0	SIN-TRF	668,450.00	33,706.00	702,156.00	590,000.00	590,000.00	0.00	386,000.00	112,156.00	112,156.00	112,156.00
23370	Mantenimiento y Reparación de Equipos de Comunicación	0	SIN-TRF	665,919.00	0.00	665,919.00	631,999.95	631,999.95	0.00	631,999.95	33,919.05	33,919.05	33,919.05
23390	Mantenimiento y Reparación de Otros Equipos	0	SIN-TRF	781,683.00	0.00	781,683.00	781,683.00	781,683.00	0.00	511,683.00	0.00	0.00	0.00
23400	Mantenimiento y Reparación de Torres Celulares e Instalaciones	0	SIN-TRF	3,029,985.00	-1,117,889.00	1,912,076.00	1,384,272.00	1,384,272.00	0.00	430,516.00	527,804.00	527,804.00	527,804.00
23500	Limpieza, Aseo y Fumigación	0	SIN-TRF	1,056,158.00	-106,000.00	950,158.00	685,999.99	685,999.99	0.00	0.00	264,158.01	264,158.01	264,158.01
23600	Mantenimiento de Sistemas Informáticos	0	SIN-TRF	2,861,516.00	976,871.00	3,838,387.00	1,899,436.14	1,899,436.14	0.00	689,375.86	1,938,960.86	1,938,960.86	1,938,960.86
24110	Sangres y Componentes	0	SIN-TRF	19,294.00	0.00	19,294.00	19,294.00	19,294.00	0.00	0.00	0.00	0.00	0.00
24130	Servicios Médicos	0	SIN-TRF	3,000,000.00	0.00	3,000,000.00	2,625,000.00	2,625,000.00	0.00	750,000.00	375,000.00	375,000.00	375,000.00
24300	Servicios Jurídicos	0	SIN-TRF	540,000.00	-540,000.00	0.00	0.00	0.00	0.00	0.00	0.00	0.00	0.00
24400	Servicios de Contabilidad y Auditoría	0	SIN-TRF	1,000,000.00	-1,000,000.00	0.00	0.00	0.00	0.00	0.00	0.00	0.00	0.00
24500	Servicios de Capacitación	0	SIN-TRF	150,000.00	149,100.00	299,100.00	0.00	0.00	0.00	299,100.00	299,100.00	299,100.00	299,100.00
24710	Servicios De Consultoría De Gestión Administrativa Y Financiera	0	SIN-TRF	1,365,000.00	1,360,900.00	2,725,900.00	2,175,631.00	2,175,631.00	0.00	2,060,131.00	598,269.00	598,269.00	598,269.00
25100	Servicio de Transporte	0	SIN-TRF	6,076,935.00	-1,966,068.00	4,090,867.00	2,079,520.05	2,073,770.05	0.00	147,286.48	2,011,346.95	2,011,346.95	2,011,346.95
25300	Servicio de Imprenta, Ilustraciones y Reproducciones	0	SIN-TRF	1,447,497.00	570,500.00	2,017,997.00	1,385,205.50	1,385,205.50	0.00	160,421.50	632,791.50	632,791.50	632,791.50
25400	Primas y Gastos de Seguro	0	SIN-TRF	135,066,897.00	-4,105,674.00	130,961,223.00	94,454,712.90	94,454,712.90	0.00	1,310,662.51	36,506,510.10	36,506,510.10	36,506,510.10
25500	Comisiones y Gastos Bancarios	0	SIN-TRF	886,458.00	-47,000.00	839,458.00	6,713.95	6,713.95	0.00	4,975.88	832,744.05	832,744.05	832,744.05
25700	Servicio de Internet	0	SIN-TRF	6,139,244.00	587,000.00	6,726,244.00	4,311,326.74	4,311,326.74	0.00	325,917.27	2,414,917.26	2,414,917.26	2,414,917.26
25900	Otros Servicios Comerciales y Financieros	0	SIN-TRF	139,000.00	-125,000.00	14,000.00	10,003.07	10,003.07	0.00	0.00	3,996.93	3,996.93	3,996.93
26110	Pasajes Nacionales	0	SIN-TRF	304,000.00	150,000.00	454,000.00	13,414.54	13,414.54	0.00	0.00	440,585.46	440,585.46	440,585.46
26120	Pasajes al Exterior	0	SIN-TRF	12,262,360.00	-681,153.00	11,581,207.00	6,587,017.05	6,587,017.05	0.00	4,823,971.26	4,994,189.95	4,994,189.95	4,994,189.95
26210	Válidos Nacionales	0	SIN-TRF	10,207,560.00	-1,536,626.00	8,670,934.00	4,698,252.79	4,698,252.79	0.00	978,865.64	3,772,681.21	3,772,681.21	3,772,681.21
26220	Válidos al Exterior	0	SIN-TRF	19,590,368.00	-4,076,649.00	15,513,719.00	7,694,721.87	7,694,721.87	0.00	3,114,265.91	7,908,997.13	7,908,997.13	7,908,997.13
27210	Tasas	0	SIN-TRF	10,000.00	0.00	10,000.00	10,000.00	10,000.00	0.00	0.00	0.00	0.00	0.00
27500	Gastos Judiciales	0	SIN-TRF	2,455,000.00	14,500,000.00	16,955,000.00	14,500,000.00	14,500,000.00	0.00	0.00	2,455,000.00	2,455,000.00	2,455,000.00
29100	Ceremonial y Protocolo	0	SIN-TRF	10,173,168.00	1,307,514.00	11,480,682.00	4,050,982.82	4,050,982.82	0.00	92,942.25	7,429,699.18	7,429,699.18	7,429,699.18
29300	Activaciones Deportivas	0	SIN-TRF	138,500.00	-138,500.00	0.00	0.00	0.00	0.00	0.00	0.00	0.00	0.00
31110	Productos Alimenticios Y Bebidas	0	SIN-TRF	657,827,848.00	-33,612,805.00	624,215,043.00	458,421,869.69	458,421,869.69	0.00	1,999.56	165,193,173.31	165,193,173.31	165,193,173.31
31200	Alimentos para Animales	0	SIN-TRF	7,377,778.00	0.00	7,377,778.00	7,147,347.65	7,147,347.65	0.00	42,500.00	230,430.35	230,430.35	230,430.35



República de Honduras



07/10/2024 12:08:56
Gestión: 2024
r_ega_05_estipio_cajja
Página 3 de 5

EJECUCION DE PRESUPUESTO DE EGRESOS
DESDE: 01/01/24 HASTA: 30/09/24
TODAS LAS FUENTES

Obj	Descripcion Objeto	Benef	Descripcion Benef	Presupuesto		Ejecucion (APROBADO)			Saldo			Disponible					
				Aprobado	Modificaciones	vigente	precompromiso	Compromiso	Devengado	Pago	Por Comprometer	Por devengar	Deuda Financiera	vigente - precompromiso	vigente - compromiso	Vigente - Devengado	
31420	Productos Forestales	0	SIN-TRF	1,000,000.00	-170,000.00	300,000.00	300,000.00	300,000.00	300,000.00	0.00	0.00	0.00	0.00	0.00	0.00	0.00	0.00
31500	Madera, Corcho y sus Manufacturas	0	SIN-TRF	1,206,773.00	351,286.00	1,558,069.00	1,279,793.03	1,279,793.03	794,164.99	0.00	0.00	485,628.04	278,275.97	278,275.97	4,000.00	4,000.00	4,000.00
32100	Hilosos y Telas	0	SIN-TRF	55,842,577.00	-130,236.00	55,712,341.00	55,708,341.00	55,708,341.00	55,346,491.47	0.00	0.00	359,849.53	4,000.00	4,000.00	1,015,228.51	1,015,228.51	1,015,228.51
32200	Confecciones Textiles	0	SIN-TRF	6,330,725.00	8,789,409.00	15,100,134.00	14,084,905.49	14,084,905.49	13,535,398.39	0.00	0.00	549,507.10	15,567,175.81	15,567,175.81	15,567,175.81	15,567,175.81	15,567,175.81
32310	Prendas de Vestir	0	SIN-TRF	52,036,439.00	-1,643,735.00	50,392,704.00	34,825,528.19	34,825,528.19	32,083,868.07	0.00	0.00	2,741,660.12	15,567,175.81	15,567,175.81	15,567,175.81	15,567,175.81	15,567,175.81
32320	Materiales y Accesorios para Costura	0	SIN-TRF	95,000.00	0.00	95,000.00	95,000.00	95,000.00	95,000.00	0.00	0.00	0.00	0.00	0.00	0.00	0.00	0.00
32400	Calzados	0	SIN-TRF	13,352,510.00	5,024,209.00	18,376,719.00	14,417,955.95	14,417,955.95	13,411,045.73	0.00	0.00	1,006,910.22	3,958,763.05	3,958,763.05	3,958,763.05	3,958,763.05	3,958,763.05
33100	Productos De Papel Y Carton	0	SIN-TRF	10,943,046.00	416,112.00	11,359,158.00	9,494,479.20	9,494,479.20	7,700,069.76	0.00	0.00	1,794,409.44	1,864,678.80	1,864,678.80	1,864,678.80	1,864,678.80	1,864,678.80
33300	Productos de Artes Graficas	0	SIN-TRF	2,746,793.00	-612,026.00	2,134,767.00	1,348,001.14	1,348,001.14	1,050,849.43	0.00	0.00	297,151.71	786,755.86	786,755.86	786,755.86	786,755.86	786,755.86
33500	Libros, Revistas y Periódicos	0	SIN-TRF	172,613.00	-15,188.00	157,425.00	67,995.50	67,995.50	57,853.01	0.00	0.00	10,140.49	89,429.50	89,429.50	89,429.50	89,429.50	89,429.50
33600	Textos de Enseñanza	0	SIN-TRF	248,000.00	-10,000.00	238,000.00	237,998.78	237,998.78	237,998.78	0.00	0.00	0.00	1.22	1.22	1.22	1.22	1.22
34100	Cueros y Pielés	0	SIN-TRF	12,101,066.00	75,000.00	12,176,066.00	98,762.83	98,762.83	47,696.83	0.00	0.00	51,066.00	12,077,303.17	12,077,303.17	12,077,303.17	12,077,303.17	12,077,303.17
34300	Artículos de Caucho	0	SIN-TRF	2,537,000.00	0.00	2,537,000.00	1,723,812.50	1,723,812.50	1,721,612.50	0.00	0.00	2,000.00	813,387.50	813,387.50	813,387.50	813,387.50	813,387.50
34400	Llantas y Camaras de Aire	0	SIN-TRF	16,249,085.00	-3,866,729.00	12,382,356.00	11,081,024.13	11,081,024.13	7,906,117.85	0.00	0.00	3,174,906.28	1,501,331.87	1,501,331.87	1,501,331.87	1,501,331.87	1,501,331.87
35100	Productos Quimicos	0	SIN-TRF	4,966,732.00	772,240.00	5,738,972.00	2,946,192.71	2,946,192.71	2,547,267.16	0.00	0.00	398,925.55	2,732,779.29	2,732,779.29	2,732,779.29	2,732,779.29	2,732,779.29
35210	Productos Farmacéuticos y Medicinales Varios	0	SIN-TRF	16,935,940.00	-5,810,251.00	11,125,689.00	9,657,850.16	9,657,850.16	9,039,850.16	0.00	0.00	618,000.00	1,467,838.84	1,467,838.84	1,467,838.84	1,467,838.84	1,467,838.84
35220	Vacunas	0	SIN-TRF	210,000.00	0.00	210,000.00	210,000.00	210,000.00	210,000.00	0.00	0.00	0.00	0.00	0.00	0.00	0.00	0.00
35251	Reactivos	0	SIN-TRF	10,000.00	0.00	10,000.00	10,000.00	10,000.00	10,000.00	0.00	0.00	0.00	0.00	0.00	0.00	0.00	0.00
35252	Reactivos VIH/SIDA	0	SIN-TRF	10,000.00	0.00	10,000.00	10,000.00	10,000.00	10,000.00	0.00	0.00	0.00	0.00	0.00	0.00	0.00	0.00
35260	Origeno Médico	0	SIN-TRF	35,000.00	0.00	35,000.00	35,000.00	35,000.00	35,000.00	0.00	0.00	0.00	0.00	0.00	0.00	0.00	0.00
35300	Abonos y Fertilizantes	0	SIN-TRF	690,000.00	-65,000.00	625,000.00	624,690.00	624,690.00	624,690.00	0.00	0.00	0.00	310.00	310.00	310.00	310.00	310.00
35400	Insecticidas, Fungicidas y Otros	0	SIN-TRF	900,404.00	-386,064.00	514,340.00	513,290.00	513,290.00	318,290.00	0.00	0.00	195,000.00	1,050.00	1,050.00	1,050.00	1,050.00	1,050.00
35500	Tintas, Pinturas y Colorantes	0	SIN-TRF	4,122,869.00	237,547.00	4,360,416.00	4,103,019.29	4,103,019.29	3,461,097.20	0.00	0.00	621,922.09	257,516.71	257,516.71	257,516.71	257,516.71	257,516.71
35610	Gasolina	0	SIN-TRF	63,913,253.00	2,851,600.00	66,764,853.00	49,093,150.57	49,093,150.57	43,949,518.41	0.00	0.00	5,743,632.16	17,671,702.43	17,671,702.43	17,671,702.43	17,671,702.43	17,671,702.43
35620	Diesel	0	SIN-TRF	174,744,052.00	45,824,776.00	220,568,828.00	167,795,048.97	167,795,048.97	154,310,877.52	0.00	0.00	13,484,171.45	52,773,779.03	52,773,779.03	52,773,779.03	52,773,779.03	52,773,779.03
35640	Gas LPG	0	SIN-TRF	56,000.00	0.00	56,000.00	0.00	0.00	0.00	0.00	0.00	56,000.00	56,000.00	56,000.00	56,000.00	56,000.00	56,000.00
35650	Aceites y Grasas Lubricantes	0	SIN-TRF	13,657,787.00	-1,933,718.00	11,724,069.00	7,545,348.78	7,545,348.78	6,834,320.04	1,987.43	0.99	708,840.32	4,178,720.22	4,178,720.22	4,178,720.22	4,178,720.22	4,178,720.22
35700	Específicos Veterinarios y Productos Varios para Animales	0	SIN-TRF	1,850,000.00	120,000.00	1,970,000.00	1,969,995.00	1,969,995.00	1,850,000.00	0.00	0.00	119,995.00	5.00	5.00	5.00	5.00	5.00
35800	Productos de Material Plastico	0	SIN-TRF	10,986,176.00	63,655.00	11,049,831.00	10,654,204.42	10,654,204.42	9,478,284.96	0.01	0.00	1,175,919.46	395,628.58	395,628.58	395,628.58	395,628.58	395,628.58
35910	Productos Explosivos y de Pirotecnia	0	SIN-TRF	760,000.00	0.00	760,000.00	130,594.00	130,594.00	130,594.00	0.00	0.00	629,406.00	629,406.00	629,406.00	629,406.00	629,406.00	629,406.00
35920	Productos Fotográficos	0	SIN-TRF	92,070.00	-7,070.00	85,000.00	85,000.00	85,000.00	85,000.00	0.00	0.00	85,000.00	0.00	0.00	0.00	0.00	0.00
35930	Productos Quimicos de Uso Personal	0	SIN-TRF	10,020,739.00	-3,629,079.00	6,391,660.00	5,820,230.87	5,820,230.87	5,476,616.62	0.00	0.00	343,614.25	571,429.13	571,429.13	571,429.13	571,429.13	571,429.13



República de Honduras

EJECUCION DE PRESUPUESTO DE EGRESOS

DESDE: 01/01/24 HASTA: 30/09/24

TODAS LAS FUENTES



07/10/2024 12:08:56

Gestión: 2024

r_ega_05_estpro_cbiga

Página 4 de 5

Obj	Descripción Objeto	Benef	Descripción Benef	Presupuesto		Ejecución (APROBADO)			Saldo			Disponible		
				Aprobado	Modificaciones	vigente	precompromiso	Compromiso	Devengado	Pago	Por Comprometer	Por devengar	Deuda Flotante	vigente - precompromiso
36100	Productos Ferrosos	0	SIN-TRF	7,815,254.00	1,336,059.00	9,151,313.00	7,464,271.68	7,464,271.68	6,916,359.72	0.00	547,911.96	1,687,041.32	1,687,041.32	1,687,041.32
36400	Herramientas Menores	0	SIN-TRF	2,972,600.00	-654,891.00	2,317,709.00	1,679,135.63	1,679,135.63	1,492,825.35	0.00	186,310.28	438,893.37	438,893.37	438,893.37
36500	Elementos de Ferrería	0	SIN-TRF	4,141,719.00	77,973.00	4,219,692.00	3,803,010.79	3,803,010.79	3,053,571.44	0.00	839,439.35	316,681.21	316,681.21	316,681.21
37100	Productos De Cemento, Asbesto, Yeso Y Otros	0	SIN-TRF	2,797,677.00	214,485.00	3,012,162.00	2,803,016.49	2,803,016.49	1,688,565.88	0.00	1,114,490.61	208,145.51	208,145.51	208,145.51
37200	Productos de Vidrio	0	SIN-TRF	386,928.00	0.00	386,928.00	342,040.15	342,040.15	62,040.15	0.00	280,000.00	44,887.85	44,887.85	44,887.85
37400	Productos Abrasivos	0	SIN-TRF	0.00	8,644.00	8,644.00	8,572.68	8,572.68	0.00	0.00	0.00	71.32	71.32	71.32
37500	Materiales Metales Ferrosos	0	SIN-TRF	1,526,145.00	324,769.00	1,850,914.00	1,805,913.23	1,805,913.23	1,491,001.91	0.00	314,911.32	55,000.77	55,000.77	55,000.77
37800	Piedra, Arcilla Y Arena	0	SIN-TRF	1,639,913.00	501,038.00	2,140,951.00	1,636,382.29	1,636,382.29	1,306,382.26	0.00	330,000.03	504,568.71	504,568.71	504,568.71
38100	Materiales De Defensa Y Seguridad	0	SIN-TRF	21,196,590.00	-9,925,309.00	11,271,281.00	9,388,128.69	9,388,128.69	8,440,954.46	0.00	195,486.43	1,863,142.31	1,863,142.31	1,863,142.31
39100	Elementos de Limpieza Y Aseo Personal	0	SIN-TRF	17,226,253.00	-5,608,445.00	11,617,808.00	8,530,160.70	8,530,160.70	8,189,668.85	0.00	340,491.85	3,087,647.30	3,087,647.30	3,087,647.30
39200	Utiles de Escritorio, Oficina Y Estrenanza	0	SIN-TRF	12,044,572.00	-1,451,245.00	10,593,327.00	6,129,712.28	6,129,712.28	4,977,245.80	776.25	1,151,690.23	4,463,614.72	4,463,614.72	4,463,614.72
39300	Utiles y Materiales Electricos	0	SIN-TRF	2,436,923.00	1,015,103.00	3,452,026.00	2,719,475.23	2,719,475.23	2,546,436.24	0.00	174,038.99	732,550.77	732,550.77	732,550.77
39400	Utensilios de Cocina Y Comedor	0	SIN-TRF	2,276,277.00	-42,790.00	2,233,487.00	1,530,430.52	1,530,430.52	1,343,421.82	0.00	7,265.70	703,066.48	703,066.48	703,066.48
39510	Instrumental Médico Quirúrgico Menor	0	SIN-TRF	2,986,357.00	-1,348,000.00	1,638,357.00	1,565,818.25	1,565,818.25	1,404,461.25	0.00	161,357.00	72,538.75	72,538.75	72,538.75
39530	Materiales Médico Quirúrgico Menor	0	SIN-TRF	780,514.00	-147,750.00	632,764.00	470,341.23	470,341.23	466,364.23	0.00	3,977.00	162,422.77	162,422.77	162,422.77
39560	Medicinas Y Suministros Quirúrgicos	0	SIN-TRF	290,000.00	0.00	290,000.00	290,000.00	290,000.00	290,000.00	0.00	0.00	0.00	0.00	0.00
39600	Repuestos Y Accesorios	0	SIN-TRF	367,980,260.00	-23,402,258.00	344,578,002.00	279,013,774.63	279,013,774.63	279,000,992.49	745.72	12,408.42	65,564,277.37	65,564,277.37	65,564,277.37
39800	Utiles Deportivos, Recreativos Y de Rescate	0	SIN-TRF	1,146,086.00	-234,958.00	911,128.00	910,957.17	910,957.17	910,957.17	0.00	0.00	2,170.83	2,170.83	2,170.83
42110	Muebles Varios de Oficina	0	SIN-TRF	2,296,229.00	-413,168.00	1,883,061.00	1,663,063.42	1,663,063.42	1,654,564.92	8,498.50	386,597.57	209,897.58	209,897.58	209,897.58
42120	Equipos Varios de Oficina	0	SIN-TRF	2,169,225.00	583,536.00	2,752,761.00	1,876,889.02	1,876,889.02	859,275.02	0.00	1,017,614.00	855,871.98	855,871.98	855,871.98
42130	Muebles para Aljamiento Colectivo	0	SIN-TRF	500,000.00	0.00	500,000.00	0.00	0.00	0.00	0.00	0.00	398,200.00	398,200.00	398,200.00
42140	Electrodomesticos	0	SIN-TRF	435,887.00	-78,251.00	357,636.00	230,414.09	222,594.09	148,549.09	7,820.00	74,045.00	135,041.91	135,041.91	135,041.91
42200	Máquina de Industria Maquinaria Y Equipo de Producción de Servicio (Agua, Luz, Teléfono etc)	0	SIN-TRF	15,000,000.00	0.00	15,000,000.00	5,324,108.22	5,324,108.22	0.00	0.00	5,324,108.22	9,675,891.78	9,675,891.78	9,675,891.78
42270	Maquinaria Y Equipo de Producción de Servicio (Agua, Luz, Teléfono etc)	0	SIN-TRF	235,000.00	143,253.00	378,253.00	378,253.00	378,253.00	378,253.00	0.00	0.00	0.00	0.00	0.00
42310	Equipo de Transporte Terrestre para Personas	0	SIN-TRF	28,890,230.00	34,060,138.00	62,950,368.00	50,631,118.23	50,631,118.23	30,961,511.95	0.00	19,669,046.28	12,319,249.77	12,319,249.77	12,319,249.77
42410	Equipos de Escritorio, Herramientas e Instrumental	0	SIN-TRF	37,297,500.00	-3,235,500.00	34,062,000.00	31,303,465.08	31,303,465.08	1,450,000.00	0.00	29,853,465.08	2,756,514.92	2,756,514.92	2,756,514.92
42510	Equipo de Comunicación	0	SIN-TRF	29,212,368.00	-508,487.00	28,703,881.00	1,024,138.77	1,024,138.77	869,559.00	0.00	154,577.77	27,679,764.23	27,679,764.23	27,679,764.23
42600	Equipos para Computación	0	SIN-TRF	5,940,215.00	-694,005.00	5,246,210.00	4,333,630.19	4,333,630.19	3,786,560.94	0.00	547,049.25	721,579.81	721,579.81	721,579.81
42710	Muebles Y Equipos Educativos	0	SIN-TRF	206,164.00	450.00	206,614.00	206,164.00	206,164.00	206,164.00	0.00	0.00	450.00	450.00	450.00
42720	Equipos Recreativos Y Deportivos	0	SIN-TRF	300,000.00	-300,000.00	0.00	0.00	0.00	0.00	0.00	0.00	0.00	0.00	0.00
42800	Herramientas Mayores	0	SIN-TRF	48,000.00	18,400.00	66,400.00	31,069.75	31,069.75	13,069.75	0.00	18,000.00	35,330.25	35,330.25	35,330.25
42900	Equipos para Electrificación (Medidores, Transformadores Y	0	SIN-TRF	0.00	200,000.00	200,000.00	200,000.00	200,000.00	200,000.00	0.00	0.00	0.00	0.00	0.00



República de Honduras

EJECUCION DE PRESUPUESTO DE EGRESOS

DESDE: 01/01/24 HASTA: 30/09/24

TODAS LAS FUENTES



07/10/2024 12:08:56

Gestión: 2024

r_ega_05_estro_objta

Página 5 de 5

Obj	Descripción Objeto	Benef	Descripción Benef	Presupuesto		Ejecución (APROBADO)		Saldo		Disponible		Vigente - Devengado			
				Aprobado	Modificaciones	vigente	precompromiso	Compromiso	Devengado	Pago	Por Comprometer		Por devengar	Deuda Flotante	vigente - precompromiso
45100	Aplicaciones Informáticas	0	SIN-TRF	118,199,921.00	-214,918.00	117,985,003.00	2,227,072.43	2,227,072.43	1,638,463.16	0.00	591,609.27	115,757,930.57	115,757,930.57	115,757,930.57	115,757,930.57
46100	Equipo Militar	0	SIN-TRF	126,542,286.00	622,128,717.00	748,671,003.00	181,690,843.41	181,690,843.41	179,750,899.13	0.00	1,939,944.28	566,980,159.59	566,980,159.59	566,980,159.59	566,980,159.59
47110	Construcciones y Mejoras de Bienes en Dominio Privado	0	SIN-TRF	13,731,650.00	7,260,000.00	20,991,650.00	14,631,450.00	14,631,450.00	10,101,650.00	0.00	4,529,800.00	6,360,200.00	6,360,200.00	6,360,200.00	6,360,200.00
51120	Pensiones	4065	Veteranos de Guerra	443,020,965.00	0.00	443,020,965.00	335,081,294.75	335,081,294.75	335,081,294.75	0.00	0.00	107,939,690.25	107,939,690.25	107,939,690.25	107,939,690.25
51120	Pensiones	4653	Héroe Nacional - Don José Matías Hernández García	240,000.00	0.00	240,000.00	179,046.35	179,046.35	160,000.00	0.00	19,046.35	60,953.65	60,953.65	60,953.65	60,953.65
51120	Pensiones	4837	Ordenanza Militar- Beneficiarios	124,632.00	0.00	124,632.00	124,632.00	124,632.00	124,632.00	0.00	0.00	0.00	0.00	0.00	0.00
51120	Pensiones	4838	Ordenanza Militar - Beneficiarios Fallecidos 2009	65,401.00	0.00	65,401.00	65,401.00	65,401.00	65,401.00	0.00	0.00	0.00	0.00	0.00	0.00
51120	Pensiones	4994	Militares Lisiados en Víasquez	520,652.00	0.00	520,652.00	520,652.00	520,652.00	286,631.40	0.00	234,020.60	0.00	0.00	0.00	0.00
51211	Becas Nacionales	0	SIN-TRF	12,837,167.00	789,840.00	13,627,007.00	10,433,600.88	10,433,600.88	7,657,430.89	0.00	2,776,169.99	3,193,406.12	3,193,406.12	3,193,406.12	3,193,406.12
51212	Becas En El Exterior	0	SIN-TRF	12,754,337.00	1,235,581.00	13,989,918.00	8,481,417.69	8,481,417.69	6,593,035.49	0.00	1,888,382.20	5,253,484.31	5,253,484.31	5,253,484.31	5,253,484.31
51220	Ayuda Social a Personas	4971	Dec. 142, 2013 Compensación	150,705,000.00	0.00	150,705,000.00	75,352,500.00	75,352,500.00	74,875,500.00	0.00	477,000.00	75,352,500.00	75,352,500.00	75,352,500.00	75,352,500.00
51220	Otras Asistencias Sociales	0	Reserva FF.AA. Mayores 45 años	12,521,017.00	3,574,773.00	16,095,790.00	10,263,129.02	10,263,129.02	5,865,190.00	0.00	4,377,939.02	5,832,660.98	5,832,660.98	5,832,660.98	5,832,660.98
51240	Beneficios Especiales	0	SIN-TRF	316,789,348.00	-8,708,740.00	308,080,608.00	219,968,953.86	219,968,953.86	215,439,635.07	0.00	4,529,318.79	86,343,009.14	86,343,009.14	86,343,009.14	86,343,009.14
51310	Transferencias Corrientes A Instituciones Sin Fines De Lucro	4067	Asociación de Oficiales en Situación de Retiro	375,000.00	0.00	375,000.00	375,000.00	375,000.00	311,663.40	0.00	63,336.60	0.00	0.00	0.00	0.00
52130	Transferencias Corrientes a Instituciones de la Seguridad Social	604	Instituto de Previsión Militar	134,213,623.00	0.00	134,213,623.00	98,732,742.59	98,732,742.59	78,291,290.00	0.00	20,441,452.59	35,460,880.41	35,460,880.41	35,460,880.41	35,460,880.41
53310	Transferencias a Organismos Internacionales - Cuotas Ordinarias	4070	Organización de las Naciones Unidas	60,000.00	0.00	60,000.00	49,515.21	49,515.21	0.00	0.00	49,515.21	10,484.79	10,484.79	10,484.79	10,484.79
53310	Transferencias a Organismos Internacionales - Cuotas Ordinarias	4698	Conferencia de las Naciones Unidas - Cuotas	838,666.00	0.00	838,666.00	600,000.00	600,000.00	400,000.00	0.00	200,000.00	238,666.00	238,666.00	238,666.00	238,666.00
53310	Transferencias a Organismos Internacionales - Cuotas Ordinarias	5164	Sistema de Cooperación de las Naciones Unidas - Cuotas	58,750.00	0.00	58,750.00	58,750.00	58,750.00	0.00	0.00	58,750.00	0.00	0.00	0.00	0.00
53320	Transferencias a Organismos Internacionales - Cuotas Ordinarias	4698	Conferencia de las Naciones Unidas - Cuotas	81,912.00	0.00	81,912.00	0.00	0.00	0.00	0.00	0.00	81,912.00	81,912.00	81,912.00	81,912.00
99100	Para Ergaciones Corrientes	0	SIN-TRF	320,000,000.00	30,017,755.00	350,017,755.00	276,422,596.00	276,422,596.00	276,422,596.00	0.00	0.00	73,595,159.00	73,595,159.00	73,595,159.00	73,595,159.00
TOTAL GENERAL :				11,385,650,724.00	652,781,340.00	12,038,432,064.00	8,024,019,374.38	8,023,751,286.90	6,752,362,635.68	24,875.95	243,211.53	1,271,388,651.22	4,011,201,504.62	4,011,201,504.62	4,011,201,504.62