


DEPARTAMENTO DE RECURSOS FINANCIEROS  
RESUMEN SERVICIO DEUDA VENCIDA PENDIENTE DE PAGO  
AL 31 DE ENERO DEL 2017

(Cifras en Dolares)


CONCEPTO	PRINCIPAL	INTERESES	INTERESES MORATORIOS	COMISIONES	TOTAL
<b>PRESTAMOS DEUDA EXTERNA E INTERNA</b>					
GENERACION	118,189,737.01	50,135,426.87	3,176,133.34	1,659,947.40	173,161,244.63
DISTRIBUCION	4,555,313.22	2,021,934.19	149,603.05	-	6,726,850.47
TRANSMISION	30,373,459.96	5,561,660.88	206,604.88	237,636.36	36,379,362.08
OTROS	103,085.99	205,062.62	-	281,250.00	589,398.61
	<b>153,221,596.18</b>	<b>57,924,084.57</b>	<b>3,532,341.28</b>	<b>2,178,833.76</b>	<b>216,856,855.79</b>
<b>TOTAL DEUDA EXTERNA E INTERNA</b>	<b>153,221,596.18</b>	<b>57,924,084.57</b>	<b>3,532,341.28</b>	<b>2,178,833.76</b>	<b>216,856,855.79</b>


ELABORADO POR:

  
EMMA L. TABORA  
OFICIAL CONTABLE I



REVISADO POR:

  
LORENA GONZALEZ  
COORDINADORA GESTIÓN DEUDA EXTERNA



DEPARTAMENTO DE RECURSOS FINANCIEROS  
SERVICIO DEUDA VENCIDA Y PENDIENTE DE PAGO  
AL 31 DE ENERO DEL 2017

(Cifras en Dolares)

INSTITUCION FINANCIERA	NUMERO PRESTAMO	PRINCIPAL	INTERESES	INTERESES MORATORIOS	COMISIONES	TOTAL
<b>DEUDA EXTERNA</b>						
<b>GENERACION</b>						
SUIZA						-
SERV	CP V					-
SERV	CP VI					-
BNP	240982	233,397.31	154,969.37			388,366.68
<b>Total Deuda Externa</b>		<b>233,397.31</b>	<b>154,969.37</b>	<b>-</b>	<b>-</b>	<b>388,366.68</b>

<b>DEUDA INTERNA</b>						
<b>ERP</b>						
<b>GENERACION</b>						
<b>Multilaterales</b>						
IDA	0116-HO	1,299,166.74	-	-	60,898.42	1,360,065.16
	0989-HO	5,400,000.00	-	-	739,125.00	6,139,125.00
	2417-HO	2,395,202.36	-	-	723,194.97	3,118,397.33
BID	572/SF-HO	25,064,675.42	3,782,328.88	-	-	28,847,004.30
<b>Sub-total Multilaterales</b>		<b>34,159,044.52</b>	<b>3,782,328.88</b>	<b>-</b>	<b>1,523,218.39</b>	<b>39,464,591.79</b>
<b>Club de paris</b>						
<b>Alemania</b>						
KFW	197965593	2,908,545.95	465,044.22	-	-	3,373,590.18
	199165713	271,150.88	65,584.63	-	-	336,735.51
	199165614 - CP I	46,402.40	1,585.41	-	-	47,987.81
	199365586 - CP II	6,650.87	2,642.39	-	-	9,293.26
	199665969 - CP III	2,751.53	1,764.66	-	-	4,516.19
	200065011 - CP IV - T1	-	29,676.68	-	-	29,676.68



\*\*\*  
EMPRESA NACIONAL DE  
ENERGIA ELÉCTRICA  
ENEE



DEPARTAMENTO DE RECURSOS FINANCIEROS  
SERVICIO DEUDA VENCIDA Y PENDIENTE DE PAGO  
AL 31 DE ENERO DEL 2017

(Cifras en Dolares)

INSTITUCION FINANCIERA	NUMERO PRESTAMO	PRINCIPAL	INTERESES	INTERESES MORATORIOS	COMISIONES	TOTAL
HERMES	200065011 - C-PIV - T2	-	24.51	-	-	24.51
	200065011 - C-PIV - T3	13,557.53	154.56	-	-	13,712.09
	200065011 - C-PIV - T4	2,142.61	24.43	-	-	2,167.03
		<b>3,251,201.77</b>	<b>566,501.49</b>	-	-	<b>3,817,703.26</b>
	HERMES I	534,670.72	37,100.21	-	-	571,770.92
	HERMES CP II	1,707,076.85	1,156,845.25	-	-	2,863,922.10
	HERMES CP III	130,358.74	143,388.39	-	-	273,747.13
	HERMES CP IV	1,040,036.59	2,881,319.09	-	-	3,921,355.68
	HERMES 1era. Capital. CP IV	17,523.27	48,546.51	-	-	66,069.78
	HERMES 2da. Capital. CP IV	210,989.02	23,261.54	-	-	234,250.57
HERMES 3ra. Capital. CP IV	16,842.00	1,856.83	-	-	18,698.83	
	<b>3,657,497.19</b>	<b>4,292,317.81</b>	-	-	<b>7,949,815.01</b>	
FRANCIA COFACE	CP I	438,003.65	16,591.88	-	-	454,595.53
	CP II	3,403,526.63	1,297,204.49	-	-	4,700,731.12
	CP IV	1,026,242.86	1,829,636.68	-	-	2,855,879.54
	CP IV - CAPITALIZACIÓN	213,933.56	13,539.09	-	-	227,472.65
		<b>5,081,706.70</b>	<b>3,156,972.14</b>	-	-	<b>8,238,678.84</b>
ITALIA SACE	HOND 1 (CP I)	804,389.26	50,601.11	-	-	854,990.37
	HOND 2 (CP II)	6,264,474.24	503,973.80	-	-	6,768,448.04
	HOND 3 (CP III)	1,191,310.15	134,882.81	-	-	1,326,192.96
	HOND 4 (CP IV)	2,291,333.92	2,445,615.77	-	-	4,736,949.70
	HOND 4 (CP IV 1era. CAPITAL)	205,820.50	8,956.35	-	-	214,776.85
	HOND 4 (CP IV 2da. CAPITAL)	10,127.31	436.07	-	-	10,563.38
	<b>10,767,455.39</b>	<b>3,144,465.91</b>	-	-	<b>13,911,921.30</b>	
JAPON EXIMBANK-JAPON	R1 - (CP I)	7,071,309.69	1,049,215.97	966,918.03	-	9,087,443.69
	R2 - (CP II)	7,095,861.14	1,531,400.12	185,797.36	-	8,813,058.62
	R2 - (CP II - CAPITAL)	464,684.23	-	11,796.70	-	476,480.94
	R3 - (CP III)	745,880.61	236,215.26	23,343.16	-	1,005,439.03
	R3 - (CP III - CAPITAL)	54,963.38	-	1,516.89	-	56,480.27
	R4 - (CP IV 2,005 MM)	2,415,575.13	4,730,171.96	37,039.19	-	7,182,786.28
	R4 - (CP IV 201 MM)	243,219.81	1,358,393.76	20,471.19	-	1,622,084.76

DEPARTAMENTO DE RECURSOS FINANCIEROS  
SERVICIO DEUDA VENCIDA Y PENDIENTE DE PAGO  
AL 31 DE ENERO DEL 2017

(Cifras en Dolares)

INSTITUCION FINANCIERA	NUMERO PRESTAMO	PRINCIPAL	INTERESES	INTERESES MORATORIOS	COMISIONES	TOTAL
JBIC	R4 - (CP IV 2da FASE)	614,069.53	159,799.39	45,036.71	-	818,905.63
	R4 - (CP IV 3era FASE)	252,200.40	-	-	-	252,200.40
		<b>18,957,763.93</b>	<b>9,065,196.46</b>	<b>1,291,919.24</b>	-	<b>29,314,879.62</b>
	HO - P1	27,198,282.83	4,285,800.65	1,280,808.74	-	32,764,892.22
	HO - R1 (CP I)	6,058,861.31	1,065,987.94	222,320.04	-	7,347,169.29
	HO - R2 (CP II)	5,022,120.63	9,057,893.75	168,128.02	-	14,248,142.40
	HO - R3 (CP III)	438,121.21	1,311,628.89	21,298.49	-	1,771,048.59
	HO - R4 (CP IV)	-	10,107,286.87	191,658.81	-	10,298,945.67
	<b>38,717,385.97</b>	<b>25,828,598.10</b>	<b>1,884,214.11</b>	-	<b>66,430,198.17</b>	
SUIZA SERV	SERV - CP II	2,023,392.37	71,659.82	-	-	2,095,052.19
	SERV - CP III	1,226,463.06	13,163.81	-	-	1,239,626.88
	SERV - CP IV	108,164.79	59,090.78	-	-	167,255.57
	SERV - DIFERIMIENTO CPIV	6,264.00	162.31	-	-	6,426.31
		<b>3,364,284.23</b>	<b>144,076.72</b>	-	-	<b>3,508,360.95</b>
Sub total - Club de Paris		<b>83,797,295.18</b>	<b>46,198,128.62</b>	<b>3,176,133.34</b>	-	<b>133,171,557.15</b>
Total Generacion - ERP		<b>117,956,339.70</b>	<b>49,980,457.50</b>	<b>3,176,133.34</b>	<b>1,523,218.39</b>	<b>172,636,148.94</b>
<b>DISTRIBUCION</b>						
<u>Multilaterales</u>						
BID	936/SF-HO	4,325,382.26	2,008,138.33	-	-	6,333,520.59
<u>Bilaterales</u>						
FIV	Arreglo de Pagos N° 1 (REORG. DEUDA)	229,930.97	13,795.86	149,603.05	-	393,329.88
Total Distribucion - ERP		<b>4,555,313.22</b>	<b>2,021,934.19</b>	<b>149,603.05</b>	-	<b>6,726,850.47</b>
<b>TRANSMISION</b>						
<u>Multilaterales</u>						
IDA	0201-HO	1,682,134.56	-	-	104,082.08	1,786,216.64
<u>Club de paris</u>						

DEPARTAMENTO DE RECURSOS FINANCIEROS  
SERVICIO DEUDA VENCIDA Y PENDIENTE DE PAGO  
AL 31 DE ENERO DEL 2017

(Cifras en Dolares)

INSTITUCION FINANCIERA	NUMERO PRESTAMO	PRINCIPAL	INTERESES	INTERESES MORATORIOS	COMISIONES	TOTAL
Alemania KFW	199165614 - CP I	46,402.40	1,585.41	-	-	47,987.81
	199365586 - CP II	6,650.87	2,642.39	-	-	9,293.26
	199665969 - CP III	2,751.53	1,764.66	-	-	4,516.19
	200065011 - CPIX - T1	-	81,110.93	-	-	81,110.93
	200065011 - CPIX - T2	-	179.76	-	-	179.76
	200065011 - CPIX - T4	5,792.99	66.04	-	-	5,859.03
		<b>61,597.80</b>	<b>87,349.19</b>	-	-	<b>148,946.99</b>
ESPAÑA ICO	01039001.0 (150688)	693,023.80	18,592.84	-	-	711,616.64
	REPROGRAMACION 01039014.0	357,663.89	-	-	-	357,663.89
	01039014.0	1,502,631.60	240,241.58	-	-	1,742,873.18
	11039001.0 (CP I)	178,667.34	8,840.93	-	-	187,508.27
	11039002.0 (CP II)	1,452,641.36	878,263.44	-	-	2,330,904.80
	11039003.0 (CP III)	476,914.37	529,154.85	-	-	1,006,069.22
	11039004.1 (CP V)	-	205,900.14	-	-	205,900.14
	<b>4,661,542.37</b>	<b>1,880,993.79</b>	-	-	<b>6,542,536.16</b>	
CESCE	CP I	165,056.49	4,584.38	-	-	169,640.87
	CP II	1,069,145.52	354,915.20	-	-	1,424,060.72
	CP III	538,889.56	5,920.57	-	-	544,810.13
	CP IV	37,066.73	1,817.85	-	-	38,884.57
	CP IV - DIFERIMIENTO III FASE	360,586.47	36,804.17	-	-	397,390.64
	CP IV - REORG. DEUDA BBV, BEX	3,577,740.25	200,098.41	-	-	3,777,838.66
	CP IV - REORGANIZACION DEUDA	233,724.61	54,527.77	-	-	288,252.38
	CP V - DIFER. DEUDA POST CUT	2,242,321.97	186,665.52	-	-	2,428,987.49
	CP VI - RESTRUCT. DEUDA	4,571,343.36	625,347.86	-	-	5,196,691.22
		<b>12,795,874.96</b>	<b>1,470,681.73</b>	-	-	<b>14,266,556.69</b>
<b>Sub total - Club de Paris</b>		<b>17,519,015.13</b>	<b>3,439,024.71</b>	-	-	<b>20,958,039.83</b>
<u>Bilaterales</u> FIV	Arreglo de Pagos N° I (REORG. DEUDA)	205,626.84	12,337.61	133,789.73	-	351,754.19
	Arreglo de Pagos N° II (DÓLAR DEUDA)	107,815.07	5,401.53	72,815.15	-	186,031.75

DEPARTAMENTO DE RECURSOS FINANCIEROS  
SERVICIO DEUDA VENCIDA Y PENDIENTE DE PAGO  
AL 31 DE ENERO DEL 2017

(Cifras en Dolares)

INSTITUCION FINANCIERA	NUMERO PRESTAMO	PRINCIPAL	INTERESES	INTERESES MORATORIOS	COMISIONES	TOTAL
<b>Sub total - Bilaterales</b>						
		313,441.91	17,739.14	206,604.88	-	537,785.93
<b>Total Transmision - ERP</b>						
		19,514,591.60	3,456,763.85	206,604.88	104,082.08	23,282,042.41
<b>OTROS</b>						
<u>Club de paris</u>						
<u>ESTADOS UNIDOS</u>						
EXIMBANK-USA	R - 190 Q (CP II)	25,225.20	16,299.31	-	-	41,524.51
	R-244-Q (CP IV)	62,036.05	186,891.82	-	-	248,927.87
	R-244-R (CP IV CAPITALIZACIÓN)	15,824.74	1,871.49	-	-	17,696.23
		103,085.99	205,062.62	-	-	308,148.61
<b>Total Otros - ERP</b>						
		103,085.99	205,062.62	-	-	308,148.61
<b>Total Deuda Interna - ERP</b>						
		142,129,330.51	55,664,218.17	3,532,341.28	1,627,300.47	202,953,190.43
<b>Deuda Interna Gobierno Central</b>						
<b>GENERACION</b>						
CTA. JICA - CONV. SUBSIDIARIO	HO-P6	-	-	-	136,729.01	136,729.01
<b>Total - Generacion Gobierno Central</b>						
		-	-	-	136,729.01	136,729.01
<b>DISTRIBUCION</b>						
<b>Banco Central de Honduras</b>						
<b>BONOS FIDEICOMISO RECUPERACION DE PERDIDAS ENEE - 2013 (RPE-2013)</b>						
FICOHSA	(LPS) ISIN HNENEE 00005-1 (USD) ISIN HNENEE 00003-3	-	-	-	-	-
BANPAIS	(LPS) ISIN HNENEE 00005-1	-	-	-	-	-
<b>Total Distribucion</b>						
		-	-	-	-	-

DEPARTAMENTO DE RECURSOS FINANCIEROS  
SERVICIO DEUDA VENCIDA Y PENDIENTE DE PAGO  
AL 31 DE ENERO DEL 2017

(Cifras en Dolares)

INSTITUCION FINANCIERA	NUMERO PRESTAMO	PRINCIPAL	INTERESES	INTERESES MORATORIOS	COMISIONES	TOTAL
<b>TRANSMISION</b>						
<b>Banco Central de Honduras</b>						
<b>BONOS FIDEICOMISO RECUPERACION DE PERDIDAS ENEE - 2013 (RPE-2013)</b>						
BANCO ATLANTIDA	(LPS) ISIN HNENEE 00006-3					
<b>CUENTA FDO. DE CONTRAVALOR HONDURAS - ESPAÑA</b>						
ICO	01039004.0 (030491)	5,548,008.98	485,200.36	-	-	6,033,209.35
	11039004.2 (CP V - Consol. Diferida)	3,148,126.61	219,363.21	-	-	3,367,489.83
	11039005.0 (CP VI)	107,902.26	6,752.28	-	-	114,654.54
	01039014.0	450,789.48	153,794.35	-	-	604,583.83
		<b>9,254,827.34</b>	<b>865,110.21</b>			<b>10,119,937.54</b>
<b>CTA. BID - CONV. SUBSIDIARIO</b>						
	1584/SF-HO	753,615.48	437,561.93	-	-	1,191,177.41
	2016/BLHO	850,425.54	537,543.47	-	-	1,387,969.01
	3103/BL-HO	-	253,089.73	-	53,211.45	306,301.18
	3435/BL-HO	-	11,591.70	-	80,342.83	91,934.53
		<b>1,604,041.02</b>	<b>1,239,786.83</b>			<b>2,977,382.13</b>
<b>Total - Transmisión Gobierno Central</b>		<b>10,858,868.36</b>	<b>2,104,897.04</b>		<b>133,554.28</b>	<b>13,097,319.68</b>
<b>OTROS</b>						
<b>CTA. IDA - CONV. SUBSIDIARIO</b>						
	4536-HN	-	-	-	281,250.00	281,250.00
<b>Total - Otros Gobierno Central</b>					<b>281,250.00</b>	<b>281,250.00</b>
<b>Total Deuda Interna Gobierno Central</b>		<b>10,858,868.36</b>	<b>2,104,897.04</b>		<b>281,250.00</b>	<b>281,250.00</b>
<b>Total General Deuda Interna</b>		<b>152,988,198.87</b>	<b>57,769,115.20</b>	<b>3,532,341.28</b>	<b>2,178,833.76</b>	<b>216,468,489.11</b>
<b>TOTAL DEUDA EXTERNA E INTERNA</b>		<b>153,221,596.18</b>	<b>57,924,084.57</b>	<b>3,532,341.28</b>	<b>2,178,833.76</b>	<b>216,856,855.79</b>

FILE: INFORMES MENSUALES ENERO/2017

ELT/