



\*\*\*  
EMPRESA NACIONAL DE  
ENERGIA ELÉCTRICA  
ENEE


DEPARTAMENTO DE RECURSOS FINANCIEROS


RESUMEN SERVICIO DEUDA VENCIDA PENDIENTE DE PAGO  
AL 28 DE FEBRERO DEL 2017

(Cifras en Lempiras)

CONCEPTO	PRINCIPAL	INTERESES	INTERESES MORATORIOS	COMISIONES	TOTAL
<b>PRESTAMOS DEUDA EXTERNA E INTERNA</b>					
GENERACION	2,791,706,226.85	1,180,508,815.34	74,786,506.12	43,039,602.55	4,090,041,150.86
DISTRIBUCION	112,906,088.59	49,715,036.48	3,522,613.29	-	166,143,738.37
TRANSMISION	728,736,023.94	137,748,609.58	4,864,801.23	5,595,480.79	876,944,915.53
OTROS	2,427,303.96	4,828,486.56	-	6,622,425.00	13,878,215.52
	<b>3,635,775,643.34</b>	<b>1,372,800,947.96</b>	<b>83,173,920.64</b>	<b>55,257,508.33</b>	<b>5,147,008,020.28</b>
<b>TOTAL DEUDA EXTERNA E INTERNA</b>	<b>3,635,775,643.34</b>	<b>1,372,800,947.96</b>	<b>83,173,920.64</b>	<b>55,257,508.33</b>	<b>5,147,008,020.28</b>

ELABORADO POR:

  
EMMA L. TABORA  
OFICIAL CONTABLE I



REVISADO POR:

  
LORENA GONZALEZ  
COORDINADORA GESTION DEUDA EXTERNA



DEPARTAMENTO DE RECURSOS FINANCIEROS  
SERVICIO DEUDA VENCIDA Y PENDIENTE DE PAGO  
AL 28 DE FEBRERO DEL 2017

(Cifras en Lempiras)

INSTITUCION FINANCIERA	NUMERO PRESTAMO	PRINCIPAL	INTERESES	INTERESES MORATORIOS	COMISIONES	TOTAL
<b>DEUDA EXTERNA</b>						
<b>GENERACION</b>						
SUIZA						
SERV	CP V			-	-	-
SERV	CP VI			-	-	-
BNP	240982	5,495,666.42	3,648,970.77	-	-	9,144,637.19
<b>Total Deuda Externa</b>		<b>5,495,666.42</b>	<b>3,648,970.77</b>	<b>-</b>	<b>-</b>	<b>9,144,637.19</b>

<b>DEUDA INTERNA</b>						
<b>ERP</b>						
<b>GENERACION</b>						
<u>Multilaterales</u>						
IDA	0116-HO	32,290,183.04	-	-	1,453,057.74	33,743,240.79
	0989-HO	134,214,480.00	-	-	18,118,954.80	152,333,434.80
	2417-HO	56,398,392.88	-	-	17,028,638.08	73,427,030.96
BID	572/SF-HO	590,182,873.22	89,060,228.72	-	-	679,243,101.94
<b>Sub-total Multilaterales</b>		<b>813,085,929.14</b>	<b>89,060,228.72</b>	<b>-</b>	<b>36,600,650.62</b>	<b>938,746,808.49</b>
<u>Club de paris</u>						
Alemania						
KFW	197965593	68,485,786.46	10,950,117.32	-	-	79,435,903.78
	199165713	6,384,626.99	1,544,281.95	-	-	7,928,908.94
	199165614 - CP I	1,092,609.47	37,330.65	-	-	1,129,940.12
	199365586 - CP II	156,604.15	62,218.74	-	-	218,822.89
	199665969 - CP III	64,788.64	41,551.35	-	-	106,339.99
	200065011 - CPIV - T1	-	698,778.96	-	-	698,778.96



DEPARTAMENTO DE RECURSOS FINANCIEROS  
SERVICIO DEUDA VENCIDA Y PENDIENTE DE PAGO  
AL 28 DE FEBRERO DEL 2017

(Cifras en Lempiras)

INSTITUCION FINANCIERA	NUMERO PRESTAMO	PRINCIPAL	INTERESES	INTERESES MORATORIOS	COMISIONES	TOTAL
HERMES	200065011 - CPIV - T2	-	577.20	-	-	577.20
	200065011 - CPIV - T3	319,230.96	3,639.34	-	-	322,870.30
	200065011 - CPIV - T4	50,450.71	575.15	-	-	51,025.86
		<b>76,554,097.39</b>	<b>13,339,070.65</b>	-	-	<b>89,893,168.04</b>
	HERMES I	12,589,570.53	873,576.28	-	-	13,463,146.81
	HERMES CP II	40,195,514.36	27,239,541.08	-	-	67,435,055.44
	HERMES CP III	3,069,479.01	3,376,280.38	-	-	6,445,759.39
	HERMES CP IV	24,489,117.66	67,844,691.71	-	-	92,333,809.36
	HERMES 1era. Capital. CP IV	412,610.00	1,143,095.45	-	-	1,555,705.46
	HERMES 2da. Capital. CP IV	4,968,031.97	547,725.57	-	-	5,515,757.54
HERMES 3ra. Capital. CP IV	396,568.38	43,721.69	-	-	440,290.07	
	<b>86,120,891.91</b>	<b>101,068,632.15</b>	-	-	<b>187,189,524.06</b>	
FRANCIA COFACE	CP I	10,313,409.20	390,679.06	-	-	10,704,088.26
	CP II	80,140,799.41	30,544,495.73	-	-	110,685,295.14
	CP IV	24,164,324.94	43,081,357.09	-	-	67,245,682.02
	CP IV - CAPITALIZACIÓN	5,037,365.12	318,796.88	-	-	5,356,162.00
		<b>119,655,898.66</b>	<b>74,335,328.76</b>	-	-	<b>193,991,227.43</b>
ITALIA SACE	HOND 1 (CP I)	18,940,471.34	1,191,474.03	-	-	20,131,945.36
	HOND 2 (CP II)	147,505,816.28	11,866,768.63	-	-	159,372,584.91
	HOND 3 (CP III)	28,051,065.33	3,176,004.69	-	-	31,227,070.03
	HOND 4 (CP IV)	53,952,665.12	57,585,447.19	-	-	111,538,112.32
	HOND 4 (CP IV 1era. CAPITAL)	4,846,331.82	210,889.68	-	-	5,057,221.50
	HOND 4 (CP IV 2da. CAPITAL)	238,461.69	10,267.84	-	-	248,729.53
		<b>253,534,811.59</b>	<b>74,040,852.07</b>	-	-	<b>327,575,663.66</b>
JAPON EXIMBANK-JAPON	R1 - (CP I)	166,503,886.45	24,705,258.90	22,767,438.65	-	213,976,584.00
	R2 - (CP II)	167,081,984.73	36,058,959.75	4,374,858.98	-	207,515,803.47
	R2 - (CP II - CAPITAL)	10,941,640.85	-	277,769.86	-	11,219,410.71
	R3 - (CP III)	17,562,803.10	5,562,019.09	549,647.43	-	23,674,469.61
	R3 - (CP III - CAPITAL)	1,294,189.82	-	35,717.28	-	1,329,907.10
	R4 - (CP IV 2,005 MM)	56,878,098.15	111,378,521.05	872,139.63	-	169,128,758.83
	R4 - (CP IV 201 MM)	5,726,951.05	31,985,282.78	482,022.86	-	38,194,256.68

DEPARTAMENTO DE RECURSOS FINANCIEROS  
SERVICIO DEUDA VENCIDA Y PENDIENTE DE PAGO  
AL 28 DE FEBRERO DEL 2017

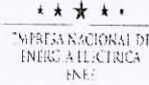
(Cifras en Lempiras)

INSTITUCION FINANCIERA	NUMERO PRESTAMO	PRINCIPAL	INTERESES	INTERESES MORATORIOS	COMISIONES	TOTAL
JBIC	R4 - (CP IV 2da FASE)	14,459,126.75	3,762,700.36	1,060,452.41	-	19,282,279.52
	R4 - (CP IV 3era FASE)	5,938,411.59	-	-	-	5,938,411.59
		446,387,092.49	213,452,741.92	30,420,047.10	-	690,259,881.51
	HO - P1	640,421,646.79	100,915,176.37	30,158,434.93	-	771,495,258.09
	HO - R1 (CP I)	142,664,371.89	25,100,178.49	5,234,836.68	-	172,999,387.07
	HO - R2 (CP II)	118,252,861.14	213,280,789.34	3,958,809.61	-	335,492,460.10
	HO - R3 (CP III)	10,316,177.21	30,884,138.60	501,502.82	-	41,701,818.63
	HO - R4 (CP IV)	-	237,990,219.45	4,512,874.98	-	242,503,094.42
SUIZA SERV		911,655,057.03	608,170,502.26	44,366,459.02	-	1,564,192,018.31
	SERV - CP II	47,643,606.21	1,687,330.67	-	-	49,330,936.88
	SERV - CP III	28,878,789.89	309,960.36	-	-	29,188,750.25
	SERV - CP IV	2,546,891.36	1,391,375.24	-	-	3,938,266.59
	SERV - DIFERIMIENTO CP IV	147,494.76	3,821.77	-	-	151,316.53
		79,216,782.22	3,392,488.03	-	-	82,609,270.25
Sub total - Club de Paris		1,973,124,631.29	1,087,799,615.85	74,786,506.12	-	3,135,710,753.25
Total Generacion - ERP		2,786,210,560.43	1,176,859,844.57	74,786,506.12	36,600,650.62	4,074,457,561.74
<b>DISTRIBUCION</b>						
<u>Multilaterales</u>						
BID	936/SF-HO	107,492,042.03	49,390,193.71	-	-	156,882,235.74
<u>Bilaterales</u>						
FIV	Arreglo de Pagos N° I (REORG. DEUDA)	5,414,046.56	324,842.77	3,522,613.29	-	9,261,502.62
Total Distribucion - ERP		112,906,088.59	49,715,036.48	3,522,613.29	-	166,143,738.37
<b>TRANSMISION</b>						
<u>Multilaterales</u>						
IDA	0201-HO	39,608,213.20	-	-	2,450,758.29	42,058,971.49
<u>Club de paris</u>						

DEPARTAMENTO DE RECURSOS FINANCIEROS  
SERVICIO DEUDA VENCIDA Y PENDIENTE DE PAGO  
AL 28 DE FEBRERO DEL 2017

(Cifras en Lempiras)

INSTITUCION FINANCIERA	NUMERO PRESTAMO	PRINCIPAL	INTERESES	INTERESES MORATORIOS	COMISIONES	TOTAL
Alemania KFW	199165614 - CP I	1,092,609.47	37,330.65	-	-	1,129,940.12
	199365586 - CP II	156,604.15	62,218.74	-	-	218,822.89
	199665969 - CP III	64,788.64	41,551.35	-	-	106,339.99
	20065011 - CPIX - T1	-	1,909,870.42	-	-	1,909,870.42
	200065011 - CPIX - T2	-	4,232.81	-	-	4,232.81
	200065011 - CPIX - T4	136,404.11	1,555.05	-	-	137,959.16
			<b>1,450,406.38</b>	<b>2,056,759.02</b>	-	-
ESPAÑA ICO	01039001.0 (150688)	16,318,215.71	437,794.45	-	-	16,756,010.15
	REPROGRAMACION 01039014.0	8,421,697.00	-	-	-	8,421,697.00
	01039014.0	38,919,721.18	6,127,006.16	-	-	45,046,727.33
	11039001.0 (CP I)	4,206,972.72	208,172.12	-	-	4,415,144.83
	11039002.0 (CP II)	34,204,474.49	20,679,942.36	-	-	54,884,416.85
	11039003.0 (CP III)	11,229,616.55	12,459,691.74	-	-	23,689,308.29
	11039004.1 (CP V)	-	4,848,207.06	-	-	4,848,207.06
			<b>113,300,697.64</b>	<b>44,760,813.88</b>	-	-
CESCE	CP I	3,886,486.12	107,945.67	-	-	3,994,431.79
	CP II	25,174,528.17	8,356,975.23	-	-	33,531,503.40
	CP III	12,688,909.22	139,408.04	-	-	12,828,317.27
	CP IV	872,787.98	42,803.72	-	-	915,591.70
	CP IV - DIFERIMIENTO III FASE	8,490,513.26	866,605.69	-	-	9,357,118.95
	CP IV - REORG. DEUDA BBV,BEX	84,242,902.91	4,711,597.30	-	-	88,954,500.22
	CP IV - REORGANIZACION DEUDA	5,503,373.10	1,283,932.73	-	-	6,787,305.83
	CP V - DIFER. DEUDA POST CUT	52,798,610.09	4,395,300.96	-	-	57,193,911.05
	CP VI - RESTRUCT. DEUDA	107,638,679.39	14,724,690.83	-	-	122,363,370.22
			<b>301,296,790.24</b>	<b>34,629,260.17</b>	-	-
Sub total - Club de Paris		<b>416,047,894.25</b>	<b>81,446,833.07</b>	-	-	<b>497,494,727.32</b>
Bilaterales FIV	Arreglo de Pagos N° I (REORG. DEUDA)	4,841,771.89	290,506.30	3,150,266.59	-	8,282,544.78
	Arreglo de Pagos N° II (DÓLAR DEUDA)	2,538,656.68	127,186.62	1,714,534.64	-	4,380,377.93



**DEPARTAMENTO DE RECURSOS FINANCIEROS**  
**SERVICIO DEUDA VENCIDA Y PENDIENTE DE PAGO**  
**AL 28 DE FEBRERO DEL 2017**

(Cifras en Lempiras)

INSTITUCION FINANCIERA	NUMERO PRESTAMO	PRINCIPAL	INTERESES	INTERESES MORATORIOS	COMISIONES	TOTAL
<b>Sub total - Bilaterales</b>		7,380,428.57	417,692.91	4,864,801.23	-	12,662,922.71
<b>Total Transmision - ERP</b>		463,036,536.03	81,864,525.98	4,864,801.23	2,450,758.29	552,216,621.53
<b>OTROS</b>						
<u>Club de paris</u>						
ESTADOS UNIDOS	R - 190 Q (CP II)	593,962.65	383,790.17	-	-	977,752.82
EXIMBANK-USA	R-244-Q (CP IV)	1,460,725.65	4,400,629.52	-	-	5,861,355.18
	R-244-R (CP IV CAPITALIZACIÓN)	372,615.66	44,066.87	-	-	416,682.52
		2,427,303.96	4,828,486.56	-	-	7,255,790.52
<b>Total Otros - ERP</b>		2,427,303.96	4,828,486.56	-	-	7,255,790.52
<b>Total Deuda Interna - ERP</b>		3,364,580,489.01	1,313,267,893.59	83,173,920.64	39,051,408.91	4,800,073,712.15
<b>Deuda Interna Gobierno Central</b>						
<u>GENERACION</u>						
CTA. JICA - CONV. SUBSIDIARIO	HO-P6	-	-	-	6,438,951.92	6,438,951.92
<b>Total - Generacion Gobierno Central</b>		-	-	-	6,438,951.92	6,438,951.92
<u>DISTRIBUCION</u>						
<b>Banco Central de Honduras</b>						
<b>BONOS FIDEICOMISO RECUPERACION DE PERDIDAS ENEE - 2013 (RPE-2013)</b>						
FICOHSA	(LPS) ISIN HNENEE 00005-1 (USD) ISIN HNENEE 00003-3	-	-	-	-	-
BANPAIS	(LPS) ISIN HNENEE 00005-1	-	-	-	-	-
<b>Total Distribucion</b>		-	-	-	-	-



DEPARTAMENTO DE RECURSOS FINANCIEROS  
SERVICIO DEUDA VENCIDA Y PENDIENTE DE PAGO  
AL 28 DE FEBRERO DEL 2017

(Cifras en Lempiras)

INSTITUCION FINANCIERA	NUMERO PRESTAMO	PRINCIPAL	INTERESES	INTERESES MORATORIOS	COMISIONES	TOTAL
<b><u>TRANSMISION</u></b>						
<b>Banco Central de Honduras</b>						
<b>BONOS FIDEICOMISO RECUPERACION DE PERDIDAS ENEE - 2013 (RPE-2013)</b>						
(LPS) ISIN HNEEE 00006-3						
<b>CUENTA FDO. DE CONTRAVALOR HONDURAS - ESPAÑA</b>						
ICO	01039004.0 (030491)	130,635,638.72	11,424,721.81	-	-	-
	11039004.2 (CP V - Consol. Diferida)	74,127,048.51	5,165,213.95	-	-	142,060,360.53
	11039005.0 (CP VI)	2,540,709.73	158,991.95	-	-	79,292,262.46
	01039014.0	10,614,469.41	3,621,303.28	-	-	2,699,701.68
		217,917,866.37	20,370,230.99	-	-	14,235,772.69
<b>CTA. BID - CONV. SUBSIDIARIO</b>	1584/SF-HO	17,744,931.64	10,303,008.20	-	-	238,288,097.36
	2016/BLHO	30,036,689.90	18,978,549.58	-	-	28,047,939.84
	3103/BL-HO	-	5,959,352.02	-	1,252,938.09	49,015,239.49
	3435/BL-HO	-	272,942.80	-	1,891,784.41	7,212,290.10
		47,781,621.54	35,513,852.61	-	3,144,722.50	2,164,727.22
<b>Total - Transmisión Gobierno Central</b>		<b>265,699,487.91</b>	<b>55,884,083.60</b>	<b>-</b>	<b>3,144,722.50</b>	<b>324,728,294.01</b>
<b><u>OTROS</u></b>						
<b>CTA. IDA - CONV. SUBSIDIARIO</b>	4536-HN	-	-	-	6,622,425.00	6,622,425.00
<b>Total - Otros Gobierno Central</b>		<b>-</b>	<b>-</b>	<b>-</b>	<b>6,622,425.00</b>	<b>6,622,425.00</b>
<b>Total Deuda Interna Gobierno Central</b>		<b>265,699,487.91</b>	<b>55,884,083.60</b>	<b>-</b>	<b>16,206,099.42</b>	<b>337,789,670.93</b>
<b>Total General Deuda Interna</b>		<b>3,630,279,976.92</b>	<b>1,369,151,977.19</b>	<b>83,173,920.64</b>	<b>55,257,508.33</b>	<b>5,137,863,383.08</b>
<b>TOTAL DEUDA EXTERNA E INTERNA</b>		<b>3,635,775,643.34</b>	<b>1,372,800,947.96</b>	<b>83,173,920.64</b>	<b>55,257,508.33</b>	<b>5,147,008,020.28</b>