**MEMORANDO**  
DAPF/1320/XII/2024

**PARA:** ABG. ISIS PERDOMO  
JEFE UNIDAD DE TRANSPARENCIA Y LUCHA CONTRA LA CORRUPCIÓN

**DE:** DEPTO. DE ANALISIS Y PROGRAMACION FINANCIERA

**ASUNTO:** INFORMES DE LA DEUDA AL 30 DE NOVIEMBRE DE 2024

**FECHA:** 5 DE DICIEMBRE DE 2024



Por medio del presente se está haciendo remisión de los siguientes informes:

1. Servicio de la Deuda Externa e Interna al 30 de noviembre del 2024, Expresada en dólares y Lempiras.
2. Servicio de la Deuda Externa e Interna Vencida al 30 de noviembre del 2024, Expresada en dólares y Lempiras.

Atentamente,



**Licda. Francis Elizabeth Vivas Amador**  
Depto. de Análisis y Programación Financiera

 Sub-Gerencia de Finanzas Corporativas  
 Archivo

FV/JL



**RESUMEN SERVICIO DEUDA VENCIDA PENDIENTE DE PAGO  
AL 30 DE NOVIEMBRE 2024**

(Cifras en Lempiras)

CONCEPTO	PRINCIPAL	INTERESES	INTERESES MORATORIOS	COMISIONES	TOTAL
<b>PRESTAMOS DEUDA EXTERNA E INTERNA</b>					
GENERACION	4,301,868,046.08	1,600,733,377.64	79,964,238.69	66,135,261.10	6,048,700,923.52
DISTRIBUCION	325,098,950.59	5,875,009,307.71	3,766,496.19	821,715.81	6,204,696,470.29
TRANSMISION	1,318,337,876.21	611,062,608.92	5,201,608.52	57,255,714.17	1,991,857,807.81
HOLDING	346,178,250.00	-	-	35,994,670.31	382,172,920.31
	<b>6,291,483,122.88</b>	<b>8,086,805,294.27</b>	<b>88,932,343.39</b>	<b>160,207,361.39</b>	<b>14,627,428,121.93</b>
<b>TOTAL DEUDA EXTERNA E INTERNA</b>	<b>6,291,483,122.88</b>	<b>8,086,805,294.27</b>	<b>88,932,343.39</b>	<b>160,207,361.39</b>	<b>14,627,428,121.93</b>

ELABORADO POR:




Jorge Lopez  
ANALISIS Y PROGRAMACION FINANCIERA

AUTORIZADO POR:



FRANCIS ELIZABETH VIVÁS AMADOR  
JEFE DEPARTAMENTO DE ANALISIS  
Y PROGRAMACION FINANCIERA





SERVICIO DEUDA VENCIDA Y PENDIENTE DE PAGO  
AL 30 DE NOVIEMBRE 2024


(Cifras en Lempiras)

INSTITUCION FINANCIERA	NUMERO PRESTAMO	PRINCIPAL	INTERESES	INTERESES MORATORIOS	COMISIONES	TOTAL
<b>DEUDA EXTERNA</b>						
<b>GENERACION</b>						
SUIZA						
SERV	CP V	-	-	-	-	-
SERV	CP VI	-	-	-	-	-
BNP	240982	5,876,150.71	3,901,601.84	-	-	9,777,752.56
<b>Total Deuda Externa</b>		<b>5,876,150.71</b>	<b>3,901,601.84</b>	<b>-</b>	<b>-</b>	<b>9,777,752.56</b>
<b>DEUDA INTERNA</b>						
<b>GENERACION</b>						
<b>Multilaterales</b>						
IDA	0116-HO	38,160,025.09	-	-	1,574,100.84	39,734,125.92
	0989-HO	256,801,320.00	-	-	27,445,641.08	284,246,961.08
	2417-HO	110,392,983.35	-	-	30,229,303.93	140,622,287.28
BID	572/SF-HO	798,120,038.85	100,236,494.18	-	-	898,356,533.04
<b>Sub-total Multilaterales</b>		<b>1,203,474,367.29</b>	<b>100,236,494.18</b>	<b>-</b>	<b>59,249,045.84</b>	<b>1,362,959,907.31</b>
<b>Club de paris</b>						
<b>Alemania</b>						
KFW	197965593	119,193,469.53	15,672,814.61	-	-	134,866,284.15
	199165713	11,093,317.79	2,371,197.46	-	-	13,464,515.26
	199165614 - CP I	1,168,254.66	39,915.18	-	-	1,208,169.84
	199365586 - CP II	600,596.83	86,305.51	-	-	686,902.34
	199655969 - CP III	285,708.00	61,920.32	-	-	347,628.32
	200065011 - CP IV - T1	1,077,993.26	1,240,389.28	-	-	2,318,382.54
	200065011 - CP IV - T2	890.30	1,024.70	-	-	1,915.00
	200065011 - CP IV - T3	341,332.44	3,891.30	-	-	345,223.75
	200065011 - CP IV - T4	53,943.59	614.97	-	-	54,558.56
		<b>133,815,506.40</b>	<b>19,478,073.33</b>	<b>-</b>	<b>-</b>	<b>153,293,579.74</b>
HERMES	HERMES I	13,461,190.73	934,057.03	-	-	14,395,247.76
	HERMES CP II	46,886,410.10	29,270,488.79	-	-	76,156,898.89
	HERMES CP III	5,096,244.75	3,820,216.77	-	-	8,916,461.52
	HERMES CP IV	102,203,689.75	93,182,139.42	-	-	195,385,829.17
	HERMES 1era. Capital. CP IV	1,722,000.15	1,569,998.72	-	-	3,291,998.87
	HERMES 2da. Capital. CP IV	5,311,986.28	585,646.54	-	-	5,897,632.81
	HERMES 3ra. Capital. CP IV	424,024.20	46,748.70	-	-	470,772.89
		<b>175,105,545.95</b>	<b>129,409,295.97</b>	<b>-</b>	<b>-</b>	<b>304,514,841.92</b>
FRANCIA						
COFACE	CP I	11,027,442.75	417,727.15	-	-	11,445,169.90
	CP II	93,480,938.12	32,755,593.68	-	-	126,236,531.79
	CP IV	100,848,189.86	59,059,982.73	-	-	159,908,172.59
	CP IV - CAPITALIZACIÓN	5,386,119.61	340,868.31	-	-	5,726,987.92
		<b>210,742,690.33</b>	<b>92,574,171.87</b>	<b>-</b>	<b>-</b>	<b>303,316,862.20</b>
ITALIA						

SERVICIO DEUDA VENCIDA Y PENDIENTE DE PAGO  
AL 30 DE NOVIEMBRE 2024

(Cifras en Lempiras)

INSTITUCION FINANCIERA	NUMERO PRESTAMO	PRINCIPAL	INTERESES	INTERESES MORATORIOS	COMISIONES	TOTAL
SACE	HOND 1 (CP I)	20,251,786.72	1,273,963.96	-	-	21,525,750.67
	HOND 2 (CP II)	167,235,637.49	12,740,026.61	-	-	179,975,664.10
	HOND 3 (CP III)	39,371,275.62	3,546,702.55	-	-	42,917,978.16
	HOND 4 (CP IV)	164,614,048.70	96,473,964.63	-	-	261,088,013.32
	HOND 4 (CP IV 1era. CAPITAL)	5,181,860.40	225,490.32	-	-	5,407,350.72
	HOND 4 (CP IV 2da. CAPITAL)	254,971.23	10,978.72	-	-	265,949.95
			<b>396,909,580.15</b>	<b>114,271,126.78</b>	-	-
JAPON EXIMBANK-JAPON	R1 - (CP I)	178,031,535.50	26,415,690.77	24,343,708.42	-	228,790,934.70
	R2 - (CP II)	187,779,427.42	38,662,069.48	4,677,745.84	-	231,119,242.74
	R2 - (CP II - CAPITAL)	12,102,587.44	-	297,000.84	-	12,399,588.28
	R3 - (CP III)	23,734,606.47	6,135,008.25	587,701.46	-	30,457,316.17
	R3 - (CP III - CAPITAL)	1,614,422.98	-	38,190.11	-	1,652,613.09
	R4 - (CP IV 2,005 MM)	174,628,101.99	173,673,916.19	932,520.92	-	349,234,539.10
	R4 - (CP IV 201 MM)	17,582,981.48	49,896,868.40	515,394.99	-	67,995,244.88
	R4 - (CP IV 2da FASE)	15,460,182.89	4,023,205.33	1,133,871.26	-	20,617,259.48
	R4 - (CP IV 3era FASE)	12,699,097.49	-	-	-	12,699,097.49
			<b>623,632,943.67</b>	<b>298,806,758.42</b>	<b>32,526,133.83</b>	-
JBIC	HO - P1	684,760,287.45	107,901,888.58	32,246,409.34	-	824,908,585.38
	HO - R1 (CP I)	152,541,527.60	26,837,952.04	5,597,262.82	-	184,976,742.46
	HO - R2 (CP II)	453,514,785.50	283,307,919.86	4,232,891.91	-	741,055,597.27
	HO - R3 (CP III)	45,492,724.12	43,328,583.63	536,223.62	-	89,357,531.37
	HO - R4 (CP IV)	106,343,894.59	369,706,611.04	4,825,317.17	-	480,875,622.80
			<b>1,442,653,219.26</b>	<b>831,082,955.16</b>	<b>47,438,104.86</b>	-
SUIZA SERV	SERV - CP II	53,928,171.59	1,811,054.20	-	-	55,739,225.79
	SERV - CP III	40,533,034.42	346,168.36	-	-	40,879,202.77
	SERV - CP IV	7,665,130.15	2,294,245.74	-	-	9,959,375.90
	SERV - DIFERIMIENTO CPV	157,706.34	4,086.36	-	-	161,792.71
			<b>102,284,042.50</b>	<b>4,455,554.67</b>	-	-
Club de paris ESTADOS UNIDOS EXIMBANK-USA	R - 190 Q (CP II)	879,346.13	428,680.81	-	-	1,308,026.94
	R-244-Q (CP IV)	6,096,240.52	6,041,546.84	-	-	12,137,787.37
	R-244-R (CP IV CAPITALIZACIÓN)	398,413.15	47,117.77	-	-	445,530.92
		<b>7,373,999.80</b>	<b>6,517,345.42</b>	-	-	<b>13,891,345.22</b>
Sub total - Club de Paris		<b>3,092,517,528.08</b>	<b>1,496,595,281.62</b>	<b>79,964,238.69</b>	-	<b>4,669,077,048.39</b>
Total Generacion - ERP		<b>4,295,991,895.36</b>	<b>1,596,831,775.80</b>	<b>79,964,238.69</b>	<b>59,249,045.84</b>	<b>6,032,036,955.70</b>
<b>DISTRIBUCION</b>						
<b>Multilaterales</b>						
BID	936/SF-HO	205,469,216.84	79,067,647.20	-	-	284,536,864.03
<b>Bilaterales</b>						
FIV	Arreglo de Pagos N° 1 (REORG. DEUDA)	5,788,880.02	347,332.78	3,766,496.19	-	9,902,708.99
Total Distribucion - ERP		<b>211,258,096.86</b>	<b>79,414,979.98</b>	<b>3,766,496.19</b>	-	<b>294,439,573.02</b>
<b>TRANSMISION</b>						



SERVICIO DEUDA VENCIDA Y PENDIENTE DE PAGO  
AL 30 DE NOVIEMBRE 2024

(Cifras en Lempiras)

INSTITUCION FINANCIERA	NUMERO PRESTAMO	PRINCIPAL	INTERESES	INTERESES MORATORIOS	COMISIONES	TOTAL
<b>Multilaterales</b>						
IDA	0201-HO	58,820,040.23	-	-	2,867,477.10	61,687,517.33
<b>Club de paris</b>						
<b>Alemania</b>						
KFW	199165614 - CP I	1,168,254.66	39,915.18	-	-	1,208,169.84
	199365586 - CP II	600,596.73	86,305.44	-	-	686,902.17
	199665969 - CP III	285,707.97	61,920.28	-	-	347,628.25
	200065011 - CP IV - T1	2,946,321.61	3,390,174.88	-	-	6,336,496.49
	200065011 - CP IV - T2	6,529.75	7,513.52	-	-	14,043.27
	200065011 - CP IV - T4	145,847.85	1,662.71	-	-	147,510.56
		<b>5,153,258.56</b>	<b>3,587,492.02</b>	-	-	<b>8,740,750.59</b>
<b>ESPAÑA</b>						
ICO	01039001.0 (150688)	17,447,983.11	468,104.49	-	-	17,916,087.61
	REPROGRAMACION 01039014.0	9,004,760.67	-	-	-	9,004,760.67
	01039014.0	98,361,002.33	11,728,499.39	-	-	110,089,501.72
	11039001.0 (CP I)	4,498,236.22	222,584.60	-	-	4,720,820.82
	11039002.0 (CP II)	131,178,516.50	28,681,750.37	-	-	159,860,266.87
	11039003.0 (CP III)	55,909,629.90	19,014,326.19	-	-	74,923,956.09
	11039004.1 (CP V)	1,383,582.40	8,459,116.67	-	-	9,842,699.07
		<b>317,783,711.11</b>	<b>68,574,381.73</b>	-	-	<b>386,358,092.84</b>
<b>CESCE</b>						
	CP I	4,155,561.21	115,419.13	-	-	4,270,980.33
	CP II	29,365,049.11	8,980,544.86	-	-	38,345,593.97
	CP III	17,781,046.88	155,575.18	-	-	17,936,622.06
	CP IV	933,214.16	45,767.17	-	-	978,981.33
	CP IV - DIFERIMIENTO III FASE	9,078,341.32	926,603.85	-	-	10,004,945.17
	CP IV - REORG. DEUDA BBV/BEX	90,075,335.06	5,037,797.74	-	-	95,113,132.80
	CP IV - REORGANIZACIÓN DEUDA	16,562,963.99	2,134,299.82	-	-	18,697,263.81
	CP V - DIFER. DEUDA POST CLT	56,454,043.37	4,699,603.09	-	-	61,153,646.46
	CP VI - RESTRUCT. DEUDA	115,090,883.34	15,744,132.91	-	-	130,835,016.25
		<b>339,496,438.44</b>	<b>37,839,743.75</b>	-	-	<b>377,336,182.19</b>
<b>Sub total - Club de Paris</b>		<b>662,433,408.12</b>	<b>110,001,617.50</b>	-	-	<b>772,435,025.62</b>
<b>Bilaterales</b>						
FIV	Arreglo de Pagos N° I (REORG. DEUDA)	5,176,984.77	310,619.07	3,368,370.62	-	8,855,974.45
	Arreglo de Pagos N° II (DÓLAR DEUDA)	2,714,416.80	135,992.19	1,833,237.90	-	4,683,646.89
<b>Sub total - Bilaterales</b>		<b>7,891,401.57</b>	<b>446,611.26</b>	<b>5,201,608.52</b>	-	<b>13,539,621.34</b>
<b>Total Transmision - ERP</b>		<b>729,144,849.91</b>	<b>110,448,228.76</b>	<b>5,201,608.52</b>	<b>2,867,477.10</b>	<b>847,662,164.29</b>
<b>Total Deuda Interna - ERP</b>		<b>5,236,394,842.13</b>	<b>1,786,694,984.54</b>	<b>88,932,343.39</b>	<b>62,116,522.95</b>	<b>7,174,138,693.01</b>
<b>DEUDA INTERNA GOBIERNO CENTRAL</b>						
<b>GENERACION</b>						
CTA. JICA - CONV. SUBSIDIA	HO-P6	-	-	-	6,850,775.42	6,850,775.42
BID	5132/BL-HO (COR)	-	-	-	35,439.84	35,439.84

SERVICIO DEUDA VENCIDA Y PENDIENTE DE PAGO  
AL 30 DE NOVIEMBRE 2024

(Cifras en Lempiras)

INSTITUCION FINANCIERA	NUMERO PRESTAMO	PRINCIPAL	INTERESES	INTERESES MORATORIOS	COMISIONES	TOTAL
<b>Total - Generacion Gobierno Central</b>						
<b>DISTRIBUCION</b>						
<b>Banco Central de Honduras</b>						
Bono Soberano 2017	Prestamo Bono Soberano	-	3,304,428,750.00	-	519,596.61	3,304,948,346.61
Bono Soberano 2020	Prestamo Bono Soberano	-	2,124,275,625.00	-	302,119.20	2,124,577,744.20
SEFIN - EXIMBANK CHINA	6021583003	-	309,389,961.98	-	-	309,389,961.98
CTA_BID - CONV. SUBSIDIAR	1584/SF-HO	113,840,853.73	57,499,990.76	-	-	171,340,844.49
<b>Total Distribucion</b>		<b>113,840,853.73</b>	<b>5,795,594,327.74</b>	<b>-</b>	<b>821,715.81</b>	<b>5,910,256,897.27</b>
<b>TRANSMISION</b>						
<b>CUENTA FDO. DE CONTRAVALOR HONDURAS - ESPAÑA</b>						
ICO	01039004.0 (030491)	151,895,698.40	-	-	-	151,895,698.40
	11039004.2 (CP V - Consol. Diferida)	84,781,944.37	-	-	-	84,781,944.37
	11039005.0 (CP VI)	2,886,611.51	-	-	-	2,886,611.51
	01039014.0	15,221,365.25	-	-	-	15,221,365.25
		<b>254,785,619.54</b>	<b>-</b>	<b>-</b>	<b>-</b>	<b>254,785,619.54</b>
CTA_BID - CONV. SUBSIDIAR	2016/BLHO	192,697,412.85	123,026,028.48	-	-	315,723,441.33
	3103/BL-HO	84,189,500.54	108,100,411.91	-	1,784,532.06	194,074,444.51
	3435/BL-HO	57,520,493.37	67,790,571.81	-	6,073,558.67	131,384,623.85
	4598/BL-HO	-	201,697,367.96	-	46,291,512.62	247,988,880.58
	4599/SX-HO	-	-	-	238,633.71	238,633.71
		<b>334,407,406.76</b>	<b>500,614,380.16</b>	<b>-</b>	<b>54,388,237.06</b>	<b>889,410,023.98</b>
<b>Total - Transmisión Gobierno Central</b>		<b>589,193,026.30</b>	<b>500,614,380.16</b>	<b>-</b>	<b>54,388,237.06</b>	<b>1,144,195,643.52</b>
<b>HOLDING</b>						
CTA_IDA - CONV. SUBSIDIAR	4536-HN	346,178,250.00	-	-	35,994,670.31	382,172,920.31
<b>Total - Otros Gobierno Central</b>		<b>346,178,250.00</b>	<b>-</b>	<b>-</b>	<b>35,994,670.31</b>	<b>382,172,920.31</b>
<b>Total Deuda Interna Gobierno Central</b>		<b>1,049,212,130.03</b>	<b>6,296,208,707.89</b>	<b>-</b>	<b>98,090,838.45</b>	<b>7,443,511,676.37</b>
<b>Total General Deuda Interna</b>		<b>6,285,606,972.16</b>	<b>8,082,903,692.43</b>	<b>88,932,343.39</b>	<b>160,207,361.39</b>	<b>14,617,650,369.38</b>
<b>TOTAL DEUDA EXTERNA E INTERNA</b>		<b>6,291,483,122.88</b>	<b>8,086,805,294.27</b>	<b>88,932,343.39</b>	<b>160,207,361.39</b>	<b>14,627,428,121.93</b>

RESUMEN SERVICIO DEUDA VENCIDA PENDIENTE DE PAGO  
AL 30 DE NOVIEMBRE 2024

(Cifras en Dolares)

CONCEPTO	PRINCIPAL	INTERESES	INTERESES MORATORIOS	COMISIONES	TOTAL
<b>PRESTAMOS DEUDA EXTERNA E INTERNA</b>					
GENERACION	170,867,712.32	63,580,204.54	3,176,133.34	2,626,854.35	240,250,904.55
DISTRIBUCION	12,912,742.41	233,351,973.96	149,603.05	32,638.08	246,446,957.50
TRANSMISION	52,363,618.45	24,271,053.63	206,604.88	2,274,163.87	79,115,440.84
HOLDING	13,750,000.00	-	-	1,429,687.50	15,179,687.50
	<b>249,894,073.18</b>	<b>321,203,232.14</b>	<b>3,532,341.28</b>	<b>6,363,343.80</b>	<b>580,992,990.39</b>
<b>TOTAL DEUDA EXTERNA E INTERNA</b>	<b>249,894,073.18</b>	<b>321,203,232.14</b>	<b>3,532,341.28</b>	<b>6,363,343.80</b>	<b>580,992,990.39</b>

ELABORADO POR:



Jorge Lopez

ANALISIS Y PROGRAMACION FINANCIERA

AUTORIZADO POR:



FRANCIS ELIZABETH VIVAS AMADOR

JEFE DEPARTAMENTO DE ANALISIS  
Y PROGRAMACION FINANCIERA




Empresa Nacional de Energía Eléctrica  
C.C.G.6to Nivel Edificio Cuerpo Bajo C  
Tegucigalpa, Honduras

SERVICIO DEUDA VENCIDA Y PENDIENTE DE PAGO  
AL 30 DE NOVIEMBRE 2024

(Cifras en Dolares)

INSTITUCION FINANCIERA	NUMERO PRESTAMO	PRINCIPAL	INTERESES	INTERESES MORATORIOS	COMISIONES	TOTAL
<b>DEUDA EXTERNA</b>						
<b>GENERACION</b>						
SUIZA						
SERV	CP V	-	-	-	-	-
SERV	CP VI	-	-	-	-	-
BNP	240982	233,397.31	154,969.37	-	-	388,366.68
<b>Total Deuda Externa</b>		<b>233,397.31</b>	<b>154,969.37</b>	<b>-</b>	<b>-</b>	<b>388,366.68</b>
<b>DEUDA INTERNA ERP</b>						
<b>GENERACION</b>						
<b>Multilaterales</b>						
IDA	0116-HO	1,515,694.14	-	-	62,522.38	1,578,216.52
	0989-HO	10,200,000.00	-	-	1,090,125.00	11,290,125.00
	2417-HO	4,384,745.49	-	-	1,200,690.48	5,585,435.97
BID	572/SF-HO	31,700,866.63	3,981,335.61	-	-	35,682,202.24
<b>Sub-total Multilaterales</b>		<b>47,801,306.26</b>	<b>3,981,335.61</b>	<b>-</b>	<b>2,353,337.86</b>	<b>54,135,979.73</b>
<b>Club de paris</b>						
<b>Alemania</b>						
KFW	197965593	4,734,295.72	622,515.14	-	-	5,356,810.85
	199165713	440,620.17	94,182.59	-	-	534,802.76
	199165614 - CP I	46,402.40	1,585.41	-	-	47,987.81
	199365586 - CP II	23,855.36	3,428.01	-	-	27,283.36
	199665969 - CP III	11,348.16	2,459.44	-	-	13,807.60
	200065011 - CP IV - T1	42,817.27	49,267.55	-	-	92,084.81
	200065011 - CP IV - T2	35.36	40.70	-	-	76.06
	200065011 - CP IV - T3	13,557.53	154.56	-	-	13,712.09
	200065011 - CP IV - T4	2,142.61	24.43	-	-	2,167.03
		<b>5,315,074.57</b>	<b>773,657.81</b>	<b>-</b>	<b>-</b>	<b>6,088,732.38</b>
HERMES	HERMES I	534,670.72	37,100.21	-	-	571,770.92
	HERMES CP II	1,862,301.11	1,162,606.90	-	-	3,024,908.01
	HERMES CP III	202,419.90	151,736.80	-	-	354,156.70
	HERMES CP IV	4,059,471.48	3,701,140.72	-	-	7,760,612.20
	HERMES 1era. Capital. CP IV	68,396.85	62,359.44	-	-	130,756.29
	HERMES 2da. Capital. CP IV	210,989.02	23,261.54	-	-	234,250.57
	HERMES 3ra. Capital. CP IV	16,842.00	1,856.83	-	-	18,698.83
		<b>6,955,091.07</b>	<b>5,140,062.44</b>	<b>-</b>	<b>-</b>	<b>12,095,153.51</b>
FRANCIA						
COFACE	CP I	438,003.65	16,591.88	-	-	454,595.53
	CP II	3,713,008.83	1,301,033.25	-	-	5,014,042.08
	CP IV	4,005,631.81	2,345,828.38	-	-	6,351,460.19
	CP IV - CAPITALIZACIÓN	213,933.56	13,539.09	-	-	227,472.65
		<b>8,370,577.85</b>	<b>3,676,992.60</b>	<b>-</b>	<b>-</b>	<b>12,047,570.45</b>
ITALIA						






SERVICIO DEUDA VENCIDA Y PENDIENTE DE PAGO  
AL 30 DE NOVIEMBRE 2024

(Cifras en Dolares)

INSTITUCION FINANCIERA	NUMERO PRESTAMO	PRINCIPAL	INTERESES	INTERESES MORATORIOS	COMISIONES	TOTAL
SACE	HOND 1 (CP I)	804,389.26	50,601.11	-	-	854,990.37
	HOND 2 (CP II)	6,642,502.86	506,026.49	-	-	7,148,529.35
	HOND 3 (CP III)	1,563,804.31	140,872.98	-	-	1,704,677.29
	HOND 4 (CP IV)	6,538,374.87	3,831,890.11	-	-	10,370,264.98
	HOND 4 (CP IV 1era CAPITAL)	205,820.50	8,956.35	-	-	214,776.85
	HOND 4 (CP IV 2da CAPITAL)	10,127.31	436.07	-	-	10,563.38
			<b>15,765,019.11</b>	<b>4,538,783.11</b>	-	-
JAPON EXIMBANK-JAPON	R1 - (CP I)	7,071,309.69	1,049,215.97	966,918.03	-	9,087,443.69
	R2 - (CP II)	7,458,490.32	1,535,635.05	185,797.36	-	9,179,922.74
	R2 - (CP II - CAPITAL)	480,707.78	-	11,796.70	-	492,504.48
	R3 - (CP III)	942,724.85	243,678.98	23,343.16	-	1,209,746.99
	R3 - (CP III - CAPITAL)	64,123.95	-	1,516.89	-	65,640.84
	R4 - (CP IV 2,005 MM)	6,936,127.28	6,898,227.57	37,039.19	-	13,871,394.04
	R4 - (CP IV 201 MM)	698,385.86	1,981,874.77	20,471.19	-	2,700,731.83
	R4 - (CP IV 2da FASE)	614,069.53	159,799.39	45,036.71	-	818,905.63
	R4 - (CP IV 3era FASE)	504,400.81	-	-	-	504,400.81
			<b>24,770,340.06</b>	<b>11,868,431.74</b>	<b>1,291,919.24</b>	-
JBIC	HO - P1	27,198,282.83	4,285,800.65	1,280,808.74	-	32,764,892.22
	HO - R1 (CP I)	6,058,861.31	1,065,987.94	222,320.04	-	7,347,169.29
	HO - R2 (CP II)	18,013,345.15	11,252,826.83	168,128.02	-	29,434,300.00
	HO - R3 (CP III)	1,806,944.71	1,720,986.30	21,298.49	-	3,549,229.50
	HO - R4 (CP IV)	4,223,918.03	14,684,532.90	191,658.81	-	19,100,109.74
			<b>57,301,352.02</b>	<b>33,010,134.62</b>	<b>1,884,214.11</b>	-
SUIZA SERV	SERV - CP II	2,141,995.81	71,934.03	-	-	2,213,929.83
	SERV - CP III	1,609,948.70	13,749.61	-	-	1,623,698.31
	SERV - CP IV	304,454.54	91,126.11	-	-	395,580.65
	SERV - DIFERIMIENTO CP IV	6,264.00	162.31	-	-	6,426.31
			<b>4,062,663.05</b>	<b>176,972.06</b>	-	-
Club de paris ESTADOS UNIDOS EXIMBANK-USA	R - 190 Q (CP II)	34,927.12	17,026.95	-	-	51,954.07
	R-244-Q (CP IV)	242,139.15	239,966.75	-	-	482,105.90
	R-244-R (CP IV CAPITALIZACIÓN)	15,824.74	1,871.49	-	-	17,696.23
		<b>292,891.01</b>	<b>258,865.19</b>	-	-	<b>551,756.20</b>
Sub total - Club de Paris		122,833,008.75	59,443,899.56	3,176,133.34	-	185,453,041.65
<b>Total Generacion - ERP</b>		<b>170,634,315.01</b>	<b>63,425,235.17</b>	<b>3,176,133.34</b>	<b>2,353,337.86</b>	<b>239,589,021.38</b>
<b>DISTRIBUCION</b>						
<b>Multilaterales</b>						
BID	936/SF-HO	8,161,118.53	3,140,521.25	-	-	11,301,639.78
<b>Bilaterales</b>						
FIV	Arreglo de Pagos N° I (REORG. DEUDA)	229,930.97	13,795.86	149,603.05	-	393,329.88
<b>Total Distribucion - ERP</b>		<b>8,391,049.50</b>	<b>3,154,317.10</b>	<b>149,603.05</b>	-	<b>11,694,969.66</b>
<b>TRANSMISION</b>						



SERVICIO DEUDA VENCIDA Y PENDIENTE DE PAGO  
AL 30 DE NOVIEMBRE 2024

(Cifras en Dolares)

INSTITUCION FINANCIERA	NUMERO PRESTAMO	PRINCIPAL	INTERESES	INTERESES MORATORIOS	COMISIONES	TOTAL
<b>Multilaterales</b>						
IDA	0201-HO	2,336,298.00	-	-	113,894.53	2,450,192.53
<b>Club de paris</b>						
<b>Alemania</b>						
KFW	199165614 - CP I	46,402.40	1,585.41	-	-	47,987.81
	199365586 - CP II	23,855.35	3,428.00	-	-	27,283.36
	199669969 - CP III	11,348.16	2,459.44	-	-	13,807.59
	200065011 - CP IV - T1	117,026.19	134,655.79	-	-	251,681.98
	200065011 - CP IV - T2	259.36	298.43	-	-	557.79
	200065011 - CP IV - T4	5,792.99	66.04	-	-	5,859.03
		<b>204,684.45</b>	<b>142,493.11</b>	-	-	<b>347,177.56</b>
<b>ESPAÑA</b>						
ICO	01039001.0 (150688)	693,023.80	18,592.84	-	-	711,616.64
	REPROGRAMACION 01039014	357,663.89	-	-	-	357,663.89
	01039014.0	3,906,842.16	465,849.22	-	-	4,372,691.38
	11039001.0 (CP I)	178,667.34	8,840.93	-	-	187,508.27
	11039002.0 (CP II)	5,210,334.85	1,139,222.55	-	-	6,349,557.40
	11039003.0 (CP III)	2,220,698.18	755,238.05	-	-	2,975,936.23
	11039004.1 (CP V)	54,955.09	335,991.22	-	-	390,946.32
		<b>12,622,185.33</b>	<b>2,723,734.81</b>	-	-	<b>15,345,920.13</b>
<b>CESCE</b>						
	CP I	165,056.49	4,584.38	-	-	169,640.87
	CP II	1,166,362.78	356,702.05	-	-	1,523,064.83
	CP III	706,252.90	6,179.36	-	-	712,432.26
	CP IV	37,066.73	1,817.85	-	-	38,884.57
	CP IV - DIFERIMIENTO III FASE	360,586.47	36,804.17	-	-	397,390.64
	CP IV - REORG. DEUDA BBV,BEX	3,577,740.25	200,098.41	-	-	3,777,838.66
	CP IV - REORGANIZACION DEUC	657,871.36	84,773.16	-	-	742,644.51
	CP V - DIFER. DEUDA POST CUT	2,242,321.97	186,665.52	-	-	2,428,987.49
	CP VI - RESTRUCT. DEUDA	4,571,343.36	625,347.86	-	-	5,196,691.22
		<b>13,484,602.31</b>	<b>1,502,972.75</b>	-	-	<b>14,987,575.06</b>
<b>Sub total - Club de Paris</b>		<b>26,311,472.09</b>	<b>4,369,200.67</b>	-	-	<b>30,680,672.75</b>
<b>Bilaterales</b>						
FIV	Arreglo de Pagos N° I (REORG. DEUDA)	205,626.84	12,337.61	133,789.73	-	351,754.19
	Arreglo de Pagos N° II (DÓLAR DEUDA)	107,815.07	5,401.53	72,815.15	-	186,031.75
<b>Sub total - Bilaterales</b>		<b>313,441.91</b>	<b>17,739.14</b>	<b>206,604.88</b>	-	<b>537,785.93</b>
<b>Total Transmisión - ERP</b>		<b>28,961,211.99</b>	<b>4,386,939.81</b>	<b>206,604.88</b>	<b>113,894.53</b>	<b>33,668,651.22</b>
<b>Total Deuda Interna - ERP</b>		<b>207,986,576.51</b>	<b>70,966,492.08</b>	<b>3,532,341.28</b>	<b>2,467,232.39</b>	<b>284,952,642.26</b>
<b>DEUDA INTERNA GOBIERNO CENTRAL</b>						
<b>GENERACION</b>						
CTA. JICA - CONV. SUBSID	HO-P6	-	-	-	272,108.84	272,108.84
BID	5132/BL-HO (COR)	-	-	-	1,407.65	1,407.65

SERVICIO DEUDA VENCIDA Y PENDIENTE DE PAGO  
AL 30 DE NOVIEMBRE 2024

(Cifras en Dolares)

INSTITUCION FINANCIERA	NUMERO PRESTAMO	PRINCIPAL	INTERESES	INTERESES MORATORIOS	COMISIONES	TOTAL
<b>Total - Generacion Gobierno Central</b>						
					273,516.49	273,516.49
<b>DISTRIBUCION</b>						
<b>Banco Central de Honduras</b>						
Bono Soberano 2017	Prestamo Bono Soberano		131,250,000.00	-	20,638.08	131,270,638.08
Bono Soberano 2020	Prestamo Bono Soberano		84,375,000.00	-	12,000.00	84,387,000.00
SEFIN - EXIMBANK CHINA	6021583003		12,288,790.46	-	-	12,288,790.46
CTA_BID - CONV. SUBSIDIA	1584/SF-HO	4,521,692.91	2,283,866.40	-	-	6,805,559.31
<b>Total Distribucion</b>		<b>4,521,692.91</b>	<b>230,197,656.86</b>	<b>-</b>	<b>32,638.08</b>	<b>234,751,987.85</b>
<b>TRANSMISION</b>						
<b>CUENTA FDO. DE CONTRAVALOR HONDURAS - ESPAÑA</b>						
ICO	01039004.0 (O30491)	6,033,209.35	-	-	-	6,033,209.35
	11039004.2 (CP V - Consol)	3,367,489.83	-	-	-	3,367,489.83
	11039005.0 (CP VI)	114,654.54	-	-	-	114,654.54
	01039014.0	604,583.83	-	-	-	604,583.83
		<b>10,119,937.54</b>	<b>-</b>	<b>-</b>	<b>-</b>	<b>10,119,937.54</b>
CTA_BID - CONV. SUBSIDIA	2016/BLHO	7,653,829.86	4,886,522.74	-	-	12,540,352.60
	3103/BL-HO	3,343,958.30	4,293,685.88	-	70,880.58	7,708,524.76
	3435/BL-HO	2,284,680.75	2,692,602.33	-	241,238.24	5,218,521.32
	4598/BL-HO	-	8,011,302.87	-	1,838,672.12	9,849,975.00
	4599/SX-HO	-	-	-	9,478.39	9,478.39
		<b>13,282,468.91</b>	<b>19,884,113.83</b>	<b>-</b>	<b>2,160,269.34</b>	<b>35,326,852.08</b>
<b>Total - Transmisión Gobierno Central</b>		<b>23,402,406.45</b>	<b>19,884,113.83</b>	<b>-</b>	<b>2,160,269.34</b>	<b>45,446,789.62</b>
<b>HOLDING</b>						
CTA_IDA - CONV. SUBSIDIA	4536-HN	13,750,000.00	-	-	1,429,687.50	15,179,687.50
<b>Total - Otros Gobierno Central</b>		<b>13,750,000.00</b>	<b>-</b>	<b>-</b>	<b>1,429,687.50</b>	<b>15,179,687.50</b>
<b>Total Deuda Interna Gobierno Central</b>		<b>41,674,099.36</b>	<b>250,081,770.69</b>	<b>-</b>	<b>3,896,111.41</b>	<b>295,651,981.46</b>
<b>Total General Deuda Interna</b>		<b>249,660,675.87</b>	<b>321,048,262.77</b>	<b>3,532,341.28</b>	<b>6,363,343.80</b>	<b>580,604,623.71</b>
<b>TOTAL DEUDA EXTERNA E INTERNA</b>		<b>249,894,073.18</b>	<b>321,203,232.14</b>	<b>3,532,341.28</b>	<b>6,363,343.80</b>	<b>580,992,990.39</b>

SALDOS DE DEUDA EXTERNA E INTERNA  
AL 30 DE NOVIEMBRE DEL 2024  
CIFRAS EN LEMPIRAS

CONCEPTO	Suma de SALDO EXPRESADO EN LPS AL 31/10/2024	Suma de AJUSTES AL SALDO DEL MES ANTERIOR	Suma de DESEMBOLSOS	Suma de CANCELACIONES	Suma de AMORTIZACIONES	Suma de INTERESES PAGADOS	Suma de COMISIONES PAGADAS	Suma de REVALUACION	Suma de SALDO EXPRESADO EN LPS AL 30/11/2024
DEUDA EXTERNA	3,160,048,317.48	-	-	-	-	-	-	25,882,019.20	3,185,930,336.68
GENERACION	3,160,048,317.48	-	-	-	-	-	-	25,882,019.20	3,185,930,336.68
DEUDA INTERNA	68,245,525,305.74	-	898,476,375.00	-	150,000,000.00	3,412,500.00	5,925,819.77	404,405,245.74	69,404,648,251.48
DISTRIBUCION	55,475,747,646.78	-	898,476,375.00	-	150,000,000.00	3,412,500.00	5,925,819.77	295,730,178.50	56,520,099,739.98
GENERACION	6,489,605,910.36	-	-	-	-	-	-	61,820,005.06	6,551,425,915.42
HOLDING	624,152,500.00	-	-	-	-	-	-	8,694,744.60	629,415,000.00
TRANSMISION	5,656,019,248.60	-	-	-	-	-	-	38,160,317.57	5,703,707,596.07
<b>Total general</b>	<b>71,405,573,623.22</b>	<b>-</b>	<b>898,476,375.00</b>	<b>-</b>	<b>150,000,000.00</b>	<b>3,412,500.00</b>	<b>5,925,819.77</b>	<b>430,287,264.94</b>	<b>72,590,578,588.16</b>

ELABORADO POR:



Jorge Lopez

ANALISIS Y PROGRAMACION FINANCIERA

AUTORIZADO POR:



FRANCIS ELIZABETH VIVAS AMADOR

JEFE DEPARTAMENTO DE ANALISIS  
Y PROGRAMACION FINANCIERA

**SALDOS DE DEUDA EXTERNA E INTERNA  
AL 30 DE NOVIEMBRE DEL 2024  
CIFRAS EN LEMPIRAS**

CONCEPTO	Suma de SALDO EXPRESADO EN LPS AL 31/10/2024	Suma de AJUSTES AL SALDO DEL MES ANTERIOR	Suma de DESEMBOLSOS	Suma de CANCELACIONES	Suma de AMORTIZACIONES	Suma de INTERESES PAGADOS	Suma de COMISIONES PAGADAS	Suma de REVALUACION	Suma de SALDO EXPRESADO EN LPS AL 30/11/2024
<b>DEUDA EXTERNA</b>	<b>3,160,048,317.48</b>	-	-	-	-	-	-	<b>25,882,019.20</b>	<b>3,185,930,336.68</b>
<b>GENERACION</b>	<b>3,160,048,317.48</b>	-	-	-	-	-	-	<b>25,882,019.20</b>	<b>3,185,930,336.68</b>
BNP	5,827,020.58	-	-	-	-	-	-	49,130.13	5,876,150.71
<b>BCA.COMERCIAL EXTERNA</b>	<b>5,827,020.58</b>	-	-	-	-	-	-	<b>49,130.13</b>	<b>5,876,150.71</b>
240982	5,827,020.58	-	-	-	-	-	-	49,130.13	5,876,150.71
ICBC	3,113,302,758.89	-	-	-	-	-	-	26,249,603.70	3,139,552,362.59
<b>BCA.COMERCIAL EXTERNA</b>	<b>3,113,302,758.89</b>	-	-	-	-	-	-	<b>26,249,603.70</b>	<b>3,139,552,362.59</b>
INDUSTRIAL AND COMMERCIAL BANK OF CHINA	3,113,302,758.89	-	-	-	-	-	-	26,249,603.70	3,139,552,362.59
SUIZA	40,918,538.01	-	-	-	-	-	-	416,714.63	40,501,823.38
<b>CLUB DE PARIS</b>	<b>40,918,538.01</b>	-	-	-	-	-	-	<b>416,714.63</b>	<b>40,501,823.38</b>
CP V	1,824,620.07	-	-	-	-	-	-	18,581.94	1,806,038.13
CP VI	39,093,917.94	-	-	-	-	-	-	398,132.69	38,695,785.25
<b>DEUDA INTERNA</b>	<b>68,245,525,305.74</b>	-	<b>898,476,375.00</b>	-	<b>150,000,000.00</b>	<b>3,412,500.00</b>	<b>5,925,819.77</b>	<b>404,405,245.74</b>	<b>69,404,648,251.48</b>
<b>DISTRIBUCION</b>	<b>55,475,747,646.78</b>	-	<b>898,476,375.00</b>	-	<b>150,000,000.00</b>	<b>3,412,500.00</b>	<b>5,925,819.77</b>	<b>295,730,178.50</b>	<b>56,520,099,739.98</b>
BID	370,025,178.81	-	-	-	-	-	-	125,975,841.34	373,145,021.32
<b>BID</b>	<b>370,025,178.81</b>	-	-	-	-	-	-	<b>125,975,841.34</b>	<b>373,145,021.32</b>
1584/SF-HO	370,025,178.81	-	-	-	-	-	-	125,975,841.34	373,145,021.32
BONOS RBCP-2016	1,215,330,000.00	-	-	-	-	-	354,471.25	-	1,215,330,000.00
<b>INJUPEMP/FPS</b>	<b>1,215,330,000.00</b>	-	-	-	-	-	<b>354,471.25</b>	-	<b>1,215,330,000.00</b>
ISIN HNENEE 00083-5	1,215,330,000.00	-	-	-	-	-	354,471.25	-	1,215,330,000.00
BONOS VGE - 2019	4,630,992,000.00	-	-	-	-	-	1,350,706.00	1,060,024.44	4,630,992,000.00
<b>VARIOS</b>	<b>4,630,992,000.00</b>	-	-	-	-	-	<b>1,350,706.00</b>	<b>1,060,024.44</b>	<b>4,630,992,000.00</b>
ISIN HNENEE00012-4	-	-	-	-	-	-	-	1,060,024.44	-
ISIN HNENEE00018-1	1,070,000,000.00	-	-	-	-	-	312,083.33	-	1,070,000,000.00
ISIN HNENEE00024-9	983,412,000.00	-	-	-	-	-	286,828.50	-	983,412,000.00
ISIN HNENEE00034-8	7,500,000.00	-	-	-	-	-	2,187.50	-	7,500,000.00
ISIN HNENEE00040-5	161,356,000.00	-	-	-	-	-	47,062.17	-	161,356,000.00
ISIN HNENEE00048-8	1,796,602,000.00	-	-	-	-	-	524,008.92	-	1,796,602,000.00
ISIN HNENEE00058-7	612,122,000.00	-	-	-	-	-	178,535.58	-	612,122,000.00
BONOS VGE - 2020	3,644,300,000.00	-	-	-	-	-	1,062,920.83	-	3,644,300,000.00
<b>VARIOS</b>	<b>3,644,300,000.00</b>	-	-	-	-	-	<b>1,062,920.83</b>	-	<b>3,644,300,000.00</b>
ISIN HNENEE00064-5	-	-	-	-	-	-	-	-	-
ISIN HNENEE00066-0	1,651,000,000.00	-	-	-	-	-	481,541.67	-	1,651,000,000.00
ISIN HNENEE00072-8	758,300,000.00	-	-	-	-	-	221,170.83	-	758,300,000.00
ISIN HNENEE00076-9	621,000,000.00	-	-	-	-	-	181,125.00	-	621,000,000.00
ISIN HNENEE00077-7	300,000,000.00	-	-	-	-	-	87,500.00	-	300,000,000.00
ISIN HNENEE00084-3	164,000,000.00	-	-	-	-	-	47,833.33	-	164,000,000.00
ISIN HNENEE00085-0	150,000,000.00	-	-	-	-	-	43,750.00	-	150,000,000.00
BONOS VGE - 2021	8,813,141,000.00	-	-	-	150,000,000.00	3,412,500.00	2,570,499.46	-	8,663,141,000.00
<b>VARIOS</b>	<b>8,813,141,000.00</b>	-	-	-	<b>150,000,000.00</b>	<b>3,412,500.00</b>	<b>2,570,499.46</b>	-	<b>8,663,141,000.00</b>
INTERESES CORRIDOS VGE-2021 109-8	-	-	-	-	-	-	-	-	-

**SALDOS DE DEUDA EXTERNA E INTERNA  
AL 30 DE NOVIEMBRE DEL 2024  
CIFRAS EN LEMPIRAS**

INTERESES CORRIDOS VGE-2021 103-1	-	-	-	-	-	-	-	-	-
INTS. CORRIDOS VGE - 2023 - ISIN 1205 Y 1163	-	-	-	-	-	-	-	-	-
ISIN HNENEE00096-7	150,000,000.00	-	-	-	150,000,000.00	3,412,500.00	43,750.00	-	-
ISIN HNENEE00098-3	1,413,141,000.00	-	-	-	-	-	412,166.13	-	1,413,141,000.00
ISIN HNENEE00099-1	565,000,000.00	-	-	-	-	-	164,791.67	-	565,000,000.00
ISIN HNENEE00103-1	5,210,000,000.00	-	-	-	-	-	1,519,583.33	-	5,210,000,000.00
ISIN HNENEE00109-8	1,475,000,000.00	-	-	-	-	-	430,208.33	-	1,475,000,000.00
BONOS VGE - 2023	1,150,000,000.00	-	-	-	-	-	335,416.67	-	1,150,000,000.00
<b>VARIOS</b>	<b>1,150,000,000.00</b>	-	-	-	-	-	<b>335,416.67</b>	-	<b>1,150,000,000.00</b>
ISIN HNENEE001163	300,000,000.00	-	-	-	-	-	87,500.00	-	300,000,000.00
ISIN HNENEE001205	850,000,000.00	-	-	-	-	-	247,916.67	-	850,000,000.00
BONOS VGE - 2024	-	-	874,732,000.00	-	-	-	245,972.22	-	874,732,000.00
<b>TGR</b>	-	-	-	-	-	-	-	-	-
CUT - LPS	-	-	-	-	-	-	-	-	-
<b>VARIOS</b>	-	-	<b>874,732,000.00</b>	-	-	-	<b>245,972.22</b>	-	<b>874,732,000.00</b>
INTERESES CORRIDOS VGE-2021	-	-	-	-	-	-	-	-	-
ISIN HNENEE001213	-	-	185,533,600.00	-	-	-	46,666.67	-	185,533,600.00
ISIN HNENEE001221	-	-	689,198,400.00	-	-	-	199,305.56	-	689,198,400.00
<b>(en blanco)</b>	-	-	-	-	-	-	-	-	-
INTS. CORRIDOS VGE - 2023 - ISIN 1213 Y 1221	-	-	-	-	-	-	-	-	-
EEH	125,722,927.48	-	-	-	-	-	-	3,119,842.51	126,782,951.92
<b>EEH</b>	<b>125,722,927.48</b>	-	-	-	-	-	-	<b>3,119,842.51</b>	<b>126,782,951.92</b>
EEH - REEMBOLSO INVERSIONES AÑO II	125,722,927.48	-	-	-	-	-	-	3,119,842.51	126,782,951.92
ERP	335,181,211.38	-	-	-	-	-	-	52,625.00	338,007,269.32
<b>BILAT. VENEZUELA - FIV</b>	<b>5,740,479.59</b>	-	-	-	-	-	-	<b>52,625.00</b>	<b>5,788,880.06</b>
Arreglo de Pagos N° I	5,740,479.59	-	-	-	-	-	-	52,625.00	5,788,880.06
<b>MULTILATERALES - BID</b>	<b>329,440,731.79</b>	-	-	-	-	-	-	-	<b>332,218,389.26</b>
936/SF-HO	329,440,731.79	-	-	-	-	-	-	-	332,218,389.26
FICOHSA - BANCO AGENTE	929,999,999.97	-	-	-	-	-	-	15,553,938.08	929,999,999.97
<b>BANCA PRIVADA</b>	<b>929,999,999.97</b>	-	-	-	-	-	-	<b>15,553,938.08</b>	<b>929,999,999.97</b>
PTAMO SINDICADO II - 2018 (L.6,500.0MM)	929,999,999.97	-	-	-	-	-	-	15,553,938.08	929,999,999.97
GOH	34,237,552,242.60	-	-	-	-	-	-	149,967,907.13	34,526,223,871.22
<b>GOH</b>	<b>34,237,552,242.60</b>	-	-	-	-	-	-	<b>149,967,907.13</b>	<b>34,526,223,871.22</b>
BONO SOBERANO	17,451,582,523.42	-	-	-	-	-	-	48,400.47	17,598,724,372.62
BONO SOBERANO 2020	14,941,213,550.92	-	-	-	-	-	-	-	15,067,189,392.26
PTAMO TEMPORAL	-	-	-	-	-	-	-	2,777,657.47	-
SEFIN - EXIMBANK CHINA No. 6021583003	1,844,756,168.26	-	-	-	-	-	-	147,141,849.20	1,860,310,106.34
TGR	23,503,086.54	-	-	-	-	-	-	-	23,701,251.24
<b>TGR</b>	<b>23,503,086.54</b>	-	-	-	-	-	-	-	<b>23,701,251.24</b>
CUT - USD	23,503,086.54	-	-	-	-	-	-	-	23,701,251.24
<b>(en blanco)</b>	-	-	23,744,375.00	-	-	-	5,833.33	-	23,744,375.00
<b>VARIOS</b>	-	-	<b>23,744,375.00</b>	-	-	-	<b>5,833.33</b>	-	<b>23,744,375.00</b>
ISIN HNENEE001213	-	-	23,744,375.00	-	-	-	5,833.33	-	23,744,375.00
<b>GENERACION</b>	<b>6,489,605,910.36</b>	-	-	-	-	-	-	<b>61,820,005.06</b>	<b>6,551,425,915.42</b>

**SALDOS DE DEUDA EXTERNA E INTERNA  
AL 30 DE NOVIEMBRE DEL 2024  
CIFRAS EN LEMPIRAS**

BID	6,241,525.00	-	-	-	-	-	52,625.00	6,294,150.00
<b>BID</b>	<b>6,241,525.00</b>	-	-	-	-	-	<b>52,625.00</b>	<b>6,294,150.00</b>
5132/BL-HO	-	-	-	-	-	-	-	-
5133/TC-HO	6,241,525.00	-	-	-	-	-	52,625.00	6,294,150.00
ERP	5,912,504,143.58	-	-	-	-	-	49,850,882.69	5,962,355,026.27
<b>ALEMANIA - HERMES</b>	<b>173,641,499.42</b>	-	-	-	-	-	<b>1,464,046.66</b>	<b>175,105,546.08</b>
HERMES 1era. Capitalización CP IV	1,707,602.60	-	-	-	-	-	14,397.53	1,722,000.13
HERMES 2da. Capitalización CP IV	5,267,572.97	-	-	-	-	-	44,413.19	5,311,986.16
HERMES 3ra. Capitalización CP IV	420,479.06	-	-	-	-	-	3,545.24	424,024.30
HERMES CP I	13,348,642.66	-	-	-	-	-	112,548.19	13,461,190.85
HERMES CP II	46,494,395.74	-	-	-	-	-	392,014.39	46,886,410.13
HERMES CP III	5,053,635.47	-	-	-	-	-	42,609.38	5,096,244.85
HERMES CP IV	101,349,170.92	-	-	-	-	-	854,518.74	102,203,689.66
<b>ALEMANIA - KFW</b>	<b>196,228,953.50</b>	-	-	-	-	-	<b>1,654,491.26</b>	<b>197,883,444.76</b>
197965593	163,778,749.97	-	-	-	-	-	1,380,889.55	165,159,639.52
199165713	21,437,009.45	-	-	-	-	-	180,744.70	21,617,754.15
199165614 - Club de Paris I	1,158,486.96	-	-	-	-	-	9,767.70	1,168,254.66
199365586 - Club de Paris II	595,574.80	-	-	-	-	-	5,021.55	600,596.35
199665969 - Club de Paris III	382,915.81	-	-	-	-	-	3,228.53	386,144.34
200065011 - CPIV - T1	8,477,243.00	-	-	-	-	-	71,475.31	8,548,718.31
200065011 - CPIV - T2	7,002.24	-	-	-	-	-	59.04	7,061.28
200065011 - CPIV - T3	338,478.65	-	-	-	-	-	2,853.86	341,332.51
200065011 - CPIV - T4	53,492.62	-	-	-	-	-	451.01	53,943.63
<b>FRANCIA - COFACE</b>	<b>208,980,683.16</b>	-	-	-	-	-	<b>1,762,006.63</b>	<b>210,742,689.79</b>
CP I	10,935,242.93	-	-	-	-	-	92,199.76	11,027,442.69
CP II	92,699,349.25	-	-	-	-	-	781,588.36	93,480,937.61
CP IV	100,005,004.33	-	-	-	-	-	843,185.50	100,848,189.83
CP IV - CAPITALIZACIÓN	5,341,086.65	-	-	-	-	-	45,033.02	5,386,119.67
<b>ITALIA - SACE</b>	<b>674,637,119.39</b>	-	-	-	-	-	<b>5,688,157.70</b>	<b>680,325,277.09</b>
HOND 1 (CP I)	20,082,462.70	-	-	-	-	-	169,323.94	20,251,786.64
HOND 2 (CP II)	165,837,390.65	-	-	-	-	-	1,398,246.86	167,235,637.51
HOND 3 (CP III)	39,042,094.78	-	-	-	-	-	329,180.81	39,371,275.59
HOND 4 (CP IV 1era. CAPITAL.)	5,138,535.19	-	-	-	-	-	43,325.21	5,181,860.40
HOND 4 (CP IV 2da. CAPITAL.)	252,839.43	-	-	-	-	-	2,131.80	254,971.23
HOND 4 (CP IV)	444,283,796.64	-	-	-	-	-	3,745,949.08	448,029,745.72
<b>JAPON - EXIMBANK</b>	<b>898,767,863.93</b>	-	-	-	-	-	<b>7,577,901.05</b>	<b>906,345,764.98</b>
R1 - (CP I)	176,543,024.85	-	-	-	-	-	1,488,510.69	178,031,535.54
R2 - (CP II - CAPITAL.)	12,001,398.26	-	-	-	-	-	101,188.98	12,102,587.24
R2 - (CP II)	186,209,415.18	-	-	-	-	-	1,570,012.21	187,779,427.39
R3 - (CP III - CAPITAL.)	1,600,923.20	-	-	-	-	-	13,498.08	1,614,421.28
R3 - (CP III)	23,536,162.88	-	-	-	-	-	198,443.58	23,734,606.46
R4 - (CP IV 2,005 MM)	421,435,981.10	-	-	-	-	-	3,553,309.25	424,989,290.35
R4 - (CP IV 201 MM)	42,433,603.40	-	-	-	-	-	357,776.09	42,791,379.49
R4 - (CP IV 2da FASE)	15,330,921.29	-	-	-	-	-	129,261.64	15,460,182.93

**SALDOS DE DEUDA EXTERNA E INTERNA  
AL 30 DE NOVIEMBRE DEL 2024  
CIFRAS EN LEMPIRAS**

R4 - (CP IV 3era FASE)	19,676,433.77	-	-	-	-	-	165,900.54	19,842,334.31
<b>JAPON - JBIC</b>	<b>2,177,273,878.75</b>	-	-	-	-	-	<b>18,357,538.88</b>	<b>2,195,631,417.63</b>
HO - P1	679,035,048.96	-	-	-	-	-	5,725,238.54	684,760,287.50
HO - R1 (CP I)	151,266,137.35	-	-	-	-	-	1,275,390.31	152,541,527.66
HO - R2 (CP II)	449,722,977.10	-	-	-	-	-	3,791,809.16	453,514,786.26
HO - R3 (CP III)	60,970,891.21	-	-	-	-	-	514,071.99	61,484,963.20
HO - R4 (CP IV)	836,278,824.13	-	-	-	-	-	7,051,028.89	843,329,853.02
<b>MULTILATERALES - BID</b>	<b>791,447,006.37</b>	-	-	-	-	-	<b>6,673,032.43</b>	<b>798,120,038.80</b>
572/SF-HO	791,447,006.37	-	-	-	-	-	6,673,032.43	798,120,038.80
<b>MULTILATERALES - IDA</b>	<b>669,794,500.41</b>	-	-	-	-	-	<b>5,647,327.47</b>	<b>675,441,827.88</b>
0116-HO	37,840,971.47	-	-	-	-	-	319,053.62	38,160,025.09
0989-HO	337,042,350.00	-	-	-	-	-	2,841,750.00	339,884,100.00
2417-HO	294,911,178.94	-	-	-	-	-	2,486,523.85	297,397,702.79
<b>SUIZA - SERV</b>	<b>114,420,291.91</b>	-	-	-	-	-	<b>964,727.03</b>	<b>115,385,018.94</b>
SERV - CP II	53,477,281.34	-	-	-	-	-	450,890.12	53,928,171.46
SERV - CP III	40,194,140.49	-	-	-	-	-	338,894.20	40,533,034.69
SERV - CP IV	20,592,482.43	-	-	-	-	-	173,624.13	20,766,106.56
SERV - DIFERIMIENTO CPIV	156,387.65	-	-	-	-	-	1,318.57	157,706.22
<b>USA - EXIMBANK</b>	<b>7,312,346.74</b>	-	-	-	-	-	<b>61,653.57</b>	<b>7,374,000.31</b>
R - 190 Q (CP II)	871,993.97	-	-	-	-	-	7,352.16	879,346.13
R-244-Q (CP IV)	6,045,270.73	-	-	-	-	-	50,970.30	6,096,241.03
R-244-R (CP IV CAPITALIZACIÓN)	395,082.04	-	-	-	-	-	3,331.11	398,413.15
JICA	570,860,241.78	-	-	-	-	-	11,916,497.37	582,776,739.15
<b>HO-P6</b>	<b>570,860,241.78</b>	-	-	-	-	-	<b>11,916,497.37</b>	<b>582,776,739.15</b>
CONVENIO SUBSIDIARIO JICA HO-P6	570,860,241.78	-	-	-	-	-	11,916,497.37	582,776,739.15
<b>HOLDING</b>	<b>624,152,500.00</b>	-	-	-	-	-	<b>8,694,744.60</b>	<b>629,415,000.00</b>
BID	624,152,500.00	-	-	-	-	-	8,694,744.60	629,415,000.00
<b>IDA</b>	<b>624,152,500.00</b>	-	-	-	-	-	<b>8,694,744.60</b>	<b>629,415,000.00</b>
4536-HO	624,152,500.00	-	-	-	-	-	8,694,744.60	629,415,000.00
<b>TRANSMISION</b>	<b>5,656,019,248.60</b>	-	-	-	-	-	<b>38,160,317.57</b>	<b>5,703,707,596.07</b>
BID	4,060,935,893.80	-	-	-	-	-	28,757,914.50	4,095,175,402.80
<b>BID</b>	<b>4,060,935,893.80</b>	-	-	-	-	-	<b>28,757,914.50</b>	<b>4,095,175,402.80</b>
2016/BL-HO	213,834,646.50	-	-	-	-	-	127,264.89	215,637,579.00
3103/BL-HO	572,472,673.00	-	-	-	-	-	5,920,267.70	577,299,438.00
3435/BL-HO	574,220,300.00	-	-	-	-	-	4,826,765.00	579,061,800.00
4598/BL-HO	2,578,074,384.30	-	-	-	-	-	4,841,500.00	2,599,811,245.80
4599/SX-HO	122,333,890.00	-	-	-	-	-	13,042,116.90	123,365,340.00
ERP	946,393,836.42	-	-	-	-	-	7,324,132.85	954,373,292.67
<b>ALEMANIA - KFW</b>	<b>25,502,563.57</b>	-	-	-	-	-	<b>903,326.22</b>	<b>25,717,586.72</b>
199165614 - Club de Paris I	1,158,486.96	-	-	-	-	-	198,164.70	1,168,254.66
199365586 - Club de Paris II	595,574.80	-	-	-	-	-	491,790.73	600,596.35
199665969 - Club de Paris III	382,915.81	-	-	-	-	-	9,767.70	386,144.34
200065011 - CPIV - T1	23,169,608.35	-	-	-	-	-	5,021.55	23,364,961.35
200065011 - CPIV - T2	51,349.28	-	-	-	-	-	3,228.53	51,782.22



**SALDOS DE DEUDA EXTERNA E INTERNA  
AL 30 DE NOVIEMBRE DEL 2024  
CIFRAS EN LEMPIRAS**

200065011 - CPIV - T4	144,628.37	-	-	-	-	-	195,353.00	145,847.79
<b>BILAT. ESPAÑA - ICO</b>	<b>143,982,941.27</b>	-	-	-	-	-	<b>65,979.52</b>	<b>145,196,923.80</b>
01039014.0	135,053,468.83	-	-	-	-	-	43,284.45	136,192,163.11
REPROGRAMACION 01039014.0	8,929,472.44	-	-	-	-	-	22,695.07	9,004,760.69
<b>BILAT. VENEZUELA - FIV</b>	<b>7,825,422.07</b>	-	-	-	-	-	<b>1,434,276.55</b>	<b>7,891,401.59</b>
Arreglo de Pagos N° I	5,133,700.25	-	-	-	-	-	472,008.77	5,176,984.70
Arreglo de Pagos N° II	2,691,721.82	-	-	-	-	-	962,267.78	2,714,416.89
<b>ESPAÑA - CESCE</b>	<b>364,725,654.97</b>	-	-	-	-	-	<b>2,499,937.46</b>	<b>367,800,814.90</b>
CP I	4,120,816.83	-	-	-	-	-	631,783.99	4,155,561.23
CP II	29,119,529.55	-	-	-	-	-	227,270.09	29,365,048.92
CP III	17,632,380.53	-	-	-	-	-	34,744.40	17,781,046.76
CP IV	925,411.69	-	-	-	-	-	245,519.37	933,214.23
CP IV - DIFERIMIENTO III FASE	9,002,437.87	-	-	-	-	-	148,666.23	9,078,341.32
CP IV - REORG. DEUDA BBV,BEX	89,322,220.86	-	-	-	-	-	7,802.54	90,075,335.18
CP IV - REORGANIZACIÓN DEUDA	44,492,207.64	-	-	-	-	-	829,017.77	44,867,340.71
CP V - DIFER. DEUDA POST CUT	55,982,034.54	-	-	-	-	-	252,771.42	56,454,043.31
CP VI - RESTRUCT. DEUDA	114,128,615.46	-	-	-	-	-	122,361.65	115,090,883.24
<b>ESPAÑA - ICO</b>	<b>404,357,254.54</b>	-	-	-	-	-	<b>2,420,613.11</b>	<b>407,766,565.66</b>
01039001.0 (150688)	17,302,101.49	-	-	-	-	-	432.94	17,447,983.00
11039001.0 (CP I)	4,460,626.68	-	-	-	-	-	1,219.42	4,498,236.15
11039002.0 (CP II)	130,081,740.90	-	-	-	-	-	145,881.51	131,178,516.38
11039003.0 (CP III)	74,931,981.51	-	-	-	-	-	37,609.47	75,563,765.50
11039004.1 (CP V)	26,955,096.01	-	-	-	-	-	1,096,775.48	27,182,366.10
ICO 01039004.0 (030491)	150,625,707.95	-	-	-	-	-	1,138,694.28	151,895,698.52
FDO. CONTRAVALOR HONDURAS-ESPAÑA	590,361,268.88	-	-	-	-	-	2,078,270.22	595,338,860.37
<b>BID</b>	<b>488,331,603.97</b>	-	-	-	-	-	<b>24,134.78</b>	<b>492,448,939.17</b>
2016/BL-HO	488,331,603.97	-	-	-	-	-	24,134.78	492,448,939.17
<b>ESPAÑA - ICO</b>	<b>102,029,664.91</b>	-	-	-	-	-	<b>2,054,135.44</b>	<b>102,889,921.20</b>
ICO 01039014.0	15,094,100.36	-	-	-	-	-	708,856.61	15,221,365.25
ICO 11039004.2 (CPV - CONSOL. DIFER.)	84,073,087.84	-	-	-	-	-	75,288.25	84,781,944.45
ICO 11039005.0 (CP VI)	2,862,476.71	-	-	-	-	-	1,269,990.57	2,886,611.49
TGR	58,328,249.50	-	-	-	-	-	-	58,820,040.23
<b>MULTILATERALES - IDA</b>	<b>58,328,249.50</b>	-	-	-	-	-	-	<b>58,820,040.23</b>
0201-HO	58,328,249.50	-	-	-	-	-	-	58,820,040.23
<b>Total general</b>	<b>71,405,573,623.22</b>	-	<b>898,476,375.00</b>	-	<b>150,000,000.00</b>	<b>3,412,500.00</b>	<b>5,925,819.77</b>	<b>430,287,264.94</b>
								<b>72,590,578,588.16</b>

**SALDOS DE DEUDA EXTERNA E INTERNA  
AL 30 DE NOVIEMBRE DEL 2024  
CIFRAS EN DOLARES**

CONCEPTO	Suma de SALDO EQUIVALENTE EN USD AL 31/10/2024	Suma de AJUSTES AL SALDO DEL MES ANTERIOR	Suma de DESEMBOLSOS	Suma de CANCELACIONES	Suma de AMORTIZACIONES	Suma de INTERESES PAGADOS	Suma de COMISIONES PAGADAS	Suma de REVALUACION	Suma de SALDO EQUIVALENTE EN USD AL 30/11/2024
DEUDA EXTERNA	126,573,566.45	-	-	-	-	-	-	30,254.94	126,543,311.51
GENERACION	126,573,566.45	-	-	-	-	-	-	30,254.94	126,543,311.51
DEUDA INTERNA	2,733,527,675.74	-	35,686,962.30	-	5,957,913.30	135,542.53	235,370.14	6,544,211.87	2,756,712,512.87
DISTRIBUCION	2,222,042,996.15	-	35,686,962.30	-	5,957,913.30	135,542.53	235,370.14	6,826,351.93	2,244,945,693.22
GENERACION	259,936,710.60	-	-	-	-	-	-	282,140.06	260,218,850.66
HOLDING	25,000,000.00	-	-	-	-	-	-	-	25,000,000.00
TRANSMISION	226,547,968.99	-	-	-	-	-	-	-	226,547,968.99
<b>Total general</b>	<b>2,860,101,242.19</b>	<b>-</b>	<b>35,686,962.30</b>	<b>-</b>	<b>5,957,913.30</b>	<b>135,542.53</b>	<b>235,370.14</b>	<b>6,574,466.81</b>	<b>2,883,255,824.38</b>

ELABORADO POR:



Jorge Lopez

ANALISIS Y PROGRAMACION FINANCIERA

AUTORIZADO POR:



FRANCIS ELIZABETH VIVAS AMADOR

JEFE DEPARTAMENTO DE ANALISIS  
Y PROGRAMACION FINANCIERA



Empresa Nacional de Energía Eléctrica  
C.C.G.6to Nivel Edificio Cuerpo Bajo C  
Tegucigalpa, Honduras

**SALDOS DE DEUDA EXTERNA E INTERNA  
AL 30 DE NOVIEMBRE DEL 2024  
CIFRAS EN DOLARES**

CONCEPTO	Suma de SALDO EQUIVALENTE EN USD AL 31/10/2024	Suma de AJUSTES AL SALDO DEL MES ANTERIOR	Suma de DESEMBOLSOS	Suma de CANCELACIONES	Suma de AMORTIZACIONES	Suma de INTERESES PAGADOS	Suma de COMISIONES PAGADAS	Suma de REVALUACION	Suma de SALDO EQUIVALENTE EN USD AL 30/11/2024
<b>DEUDA EXTERNA</b>	<b>126,573,566.45</b>	-	-	-	-	-	-	<b>30,254.94</b>	<b>126,543,311.51</b>
<b>GENERACION</b>	<b>126,573,566.45</b>	-	-	-	-	-	-	<b>30,254.94</b>	<b>126,543,311.51</b>
BNP	233,397.31	-	-	-	-	-	-	-	233,397.31
<b>BCA.COMERCIAL EXTERNA</b>	<b>233,397.31</b>	-	-	-	-	-	-	-	<b>233,397.31</b>
240982	233,397.31	-	-	-	-	-	-	-	233,397.31
ICBC	124,701,205.19	-	-	-	-	-	-	-	124,701,205.19
SUIZA	1,638,963.95	-	-	-	-	-	-	30,254.94	1,608,709.01
<b>CLUB DE PARIS</b>	<b>1,638,963.95</b>	-	-	-	-	-	-	<b>30,254.94</b>	<b>1,608,709.01</b>
CP V	73,083.90	-	-	-	-	-	-	1,349.11	71,734.79
CP VI	1,565,880.05	-	-	-	-	-	-	28,905.83	1,536,974.22
<b>DEUDA INTERNA</b>	<b>2,733,527,675.74</b>	-	<b>35,686,962.30</b>	-	<b>5,957,913.30</b>	<b>135,542.53</b>	<b>235,370.14</b>	<b>- 6,544,211.87</b>	<b>2,756,712,512.87</b>
<b>DISTRIBUCION</b>	<b>2,222,042,996.15</b>	-	<b>35,686,962.30</b>	-	<b>5,957,913.30</b>	<b>135,542.53</b>	<b>235,370.14</b>	<b>- 6,826,351.93</b>	<b>2,244,945,693.22</b>
BID	14,821,104.57	-	-	-	-	-	-	-	14,821,104.57
<b>BID</b>	<b>14,821,104.57</b>	-	-	-	-	-	-	-	<b>14,821,104.57</b>
1584/SF-HO	14,821,104.57	-	-	-	-	-	-	-	14,821,104.57
BONOS RBCP-2016	48,679,209.01	-	-	-	-	-	14,079.39	- 407,003.87	48,272,205.14
<b>INJUPEMP/FPS</b>	<b>48,679,209.01</b>	-	-	-	-	-	<b>14,079.39</b>	<b>- 407,003.87</b>	<b>48,272,205.14</b>
ISIN HNENEE 00083-5	48,679,209.01	-	-	-	-	-	14,079.39	- 407,003.87	48,272,205.14
BONOS VGE - 2019	185,491,206.06	-	-	-	-	-	53,649.26	- 1,550,880.52	183,940,325.54
<b>VARIOS</b>	<b>185,491,206.06</b>	-	-	-	-	-	<b>53,649.26</b>	<b>- 1,550,880.52</b>	<b>183,940,325.54</b>
ISIN HNENEE00012-4	-	-	-	-	-	-	-	-	-
ISIN HNENEE00018-1	42,858,115.60	-	-	-	-	-	12,395.77	- 358,334.06	42,499,781.54
ISIN HNENEE00024-9	39,389,892.69	-	-	-	-	-	11,392.66	- 329,336.46	39,060,556.23
ISIN HNENEE00034-8	300,407.35	-	-	-	-	-	86.89	- 2,511.68	297,895.67
ISIN HNENEE00040-5	6,463,003.83	-	-	-	-	-	1,869.28	- 54,036.77	6,408,967.06



**SALDOS DE DEUDA EXTERNA E INTERNA  
AL 30 DE NOVIEMBRE DEL 2024  
CIFRAS EN DOLARES**

CONCEPTO	Suma de SALDO EQUIVALENTE EN USD AL 31/10/2024	Suma de AJUSTES AL SALDO DEL MES ANTERIOR	Suma de DESEMBOLSOS	Suma de CANCELACIONES	Suma de AMORTIZACIONES	Suma de INTERESES PAGADOS	Suma de COMISIONES PAGADAS	Suma de REVALUACION	Suma de SALDO EQUIVALENTE EN USD AL 30/11/2024
ISIN HNENEE00048-8	71,961,660.01	-	-	-	-	-	20,813.33	- 601,667.00	71,359,993.01
ISIN HNENEE00058-7	24,518,126.58	-	-	-	-	-	7,091.33	- 204,994.54	24,313,132.04
BONOS VGE - 2020	145,969,935.24	-	-	-	-	-	42,218.60	- 1,220,445.63	144,749,489.61
<b>VARIOS</b>	<b>145,969,935.24</b>	<b>-</b>	<b>-</b>	<b>-</b>	<b>-</b>	<b>-</b>	<b>42,218.60</b>	<b>- 1,220,445.63</b>	<b>144,749,489.61</b>
ISIN HNENEE00064-5	-	-	-	-	-	-	-	-	-
ISIN HNENEE00066-0	66,129,671.84	-	-	-	-	-	19,126.56	- 552,906.11	65,576,765.73
ISIN HNENEE00072-8	30,373,186.04	-	-	-	-	-	8,784.78	- 253,948.34	30,119,237.70
ISIN HNENEE00076-9	24,873,728.78	-	-	-	-	-	7,194.18	- 207,967.72	24,665,761.06
ISIN HNENEE00077-7	12,016,294.09	-	-	-	-	-	3,475.45	- 100,467.49	11,915,826.60
ISIN HNENEE00084-3	6,568,907.44	-	-	-	-	-	1,899.91	- 54,922.23	6,513,985.21
ISIN HNENEE00085-0	6,008,147.05	-	-	-	-	-	1,737.72	- 50,233.75	5,957,913.30
BONOS VGE - 2021	353,004,313.84	-	-	-	5,957,913.30	135,542.53	102,098.75	- 2,951,447.29	344,094,953.25
<b>VARIOS</b>	<b>353,004,313.84</b>	<b>-</b>	<b>-</b>	<b>-</b>	<b>5,957,913.30</b>	<b>135,542.53</b>	<b>102,098.75</b>	<b>- 2,951,447.29</b>	<b>344,094,953.25</b>
INTERESES CORRIDOS VGE- 2021	-	-	-	-	-	-	-	-	-
INTERESES CORRIDOS VGE- 2021 109-8	-	-	-	-	-	-	-	-	-
INTERESES CORRIDOS VGE- 2021 103-1	-	-	-	-	-	-	-	-	-
ISIN HNENEE00096-7	6,008,147.05	-	-	-	5,957,913.30	135,542.53	1,737.72	- 50,233.75	-
ISIN HNENEE00098-3	56,602,392.84	-	-	-	-	-	16,371.00	- 473,249.11	56,129,143.73



**SALDOS DE DEUDA EXTERNA E INTERNA  
AL 30 DE NOVIEMBRE DEL 2024  
CIFRAS EN DOLARES**

CONCEPTO	Suma de SALDO EQUIVALENTE EN USD AL 31/10/2024	Suma de AJUSTES AL SALDO DEL MES ANTERIOR	Suma de DESEMBOLSOS	Suma de CANCELACIONES	Suma de AMORTIZACIONES	Suma de INTERESES PAGADOS	Suma de COMISIONES PAGADAS	Suma de REVALUACION	Suma de SALDO EQUIVALENTE EN USD AL 30/11/2024
ISIN HNENEE00099-1	22,630,687.21	-	-	-	-	-	6,545.43	- 189,213.78	22,441,473.43
ISIN HNENEE00103-1	208,682,974.11	-	-	-	-	-	60,356.97	- 1,744,785.47	206,938,188.64
ISIN HNENEE00109-8	59,080,112.63	-	-	-	-	-	17,087.63	- 493,965.18	58,586,147.45
BONOS VGE - 2023	46,062,460.69	-	-	-	-	-	13,322.56	- 385,125.39	45,677,335.30
<b>VARIOS</b>	<b>46,062,460.69</b>	<b>-</b>	<b>-</b>	<b>-</b>	<b>-</b>	<b>-</b>	<b>13,322.56</b>	<b>- 385,125.39</b>	<b>45,677,335.30</b>
INTS. CORRIDOS VGE - 2023 - ISIN 1205 Y 1163	-	-	-	-	-	-	-	-	-
ISIN HNENEE001163	12,016,294.09	-	-	-	-	-	3,475.45	- 100,467.49	11,915,826.60
ISIN HNENEE001205	34,046,166.60	-	-	-	-	-	9,847.11	- 284,657.90	33,761,508.70
EEH	5,035,745.57	-	-	-	-	-	-	-	5,035,745.57
<b>EEH</b>	<b>5,035,745.57</b>	<b>-</b>	<b>-</b>	<b>-</b>	<b>-</b>	<b>-</b>	<b>-</b>	<b>-</b>	<b>5,035,745.57</b>
EEH - REEMBOLSO INVERSIONES AÑO II	5,035,745.57	-	-	-	-	-	-	-	5,035,745.57
ERP	13,425,453.37	-	-	-	-	-	-	-	13,425,453.37
<b>BILAT. VENEZUELA - FIV</b>	<b>229,930.97</b>	<b>-</b>	<b>-</b>	<b>-</b>	<b>-</b>	<b>-</b>	<b>-</b>	<b>-</b>	<b>229,930.97</b>
Arreglo de Pagos N° I	229,930.97	-	-	-	-	-	-	-	229,930.97
<b>MULTILATERALES - BID</b>	<b>13,195,522.40</b>	<b>-</b>	<b>-</b>	<b>-</b>	<b>-</b>	<b>-</b>	<b>-</b>	<b>-</b>	<b>13,195,522.40</b>
936/SF-HO	13,195,522.40	-	-	-	-	-	-	-	13,195,522.40
FICOHSA - BANCO AGENTE	37,250,511.69	-	-	-	-	-	-	311,449.23	36,939,062.46
<b>BANCA PRIVADA</b>	<b>37,250,511.69</b>	<b>-</b>	<b>-</b>	<b>-</b>	<b>-</b>	<b>-</b>	<b>-</b>	<b>311,449.23</b>	<b>36,939,062.46</b>



**SALDOS DE DEUDA EXTERNA E INTERNA  
AL 30 DE NOVIEMBRE DEL 2024  
CIFRAS EN DOLARES**

CONCEPTO	Suma de SALDO EQUIVALENTE EN USD AL 31/10/2024	Suma de AJUSTES AL SALDO DEL MES ANTERIOR	Suma de DESEMBOLSOS	Suma de CANCELACIONES	Suma de AMORTIZACIONES	Suma de INTERESES PAGADOS	Suma de COMISIONES PAGADAS	Suma de REVALUACION	Suma de SALDO EQUIVALENTE EN USD AL 30/11/2024
PTAMO									
SINDICADO II - 2018 (L.6,500.0MM)	37,250,511.69	-	-	-	-	-	-	311,449.23	36,939,062.46
GOH	1,371,361,656.11	-	-	-	-	-	-	-	1,371,361,656.11
<b>GOH</b>	<b>1,371,361,656.11</b>	-	-	-	-	-	-	-	<b>1,371,361,656.11</b>
BONO SOBERANO	699,011,160.07	-	-	-	-	-	-	-	699,011,160.07
BONO SOBERANO 2020	598,460,053.87	-	-	-	-	-	-	-	598,460,053.87
PTAMO TEMPORAL	-	-	-	-	-	-	-	-	-
SEFIN - EXIMBANK CHINA No. 6021583003	73,890,442.17	-	-	-	-	-	-	-	73,890,442.17
TGR	941,400.00	-	-	-	-	-	-	-	941,400.00
<b>TGR</b>	<b>941,400.00</b>	-	-	-	-	-	-	-	<b>941,400.00</b>
CUT - LPS	-	-	-	-	-	-	-	-	-
CUT - USD	941,400.00	-	-	-	-	-	-	-	941,400.00
BONOS VGE - 2024	-	-	35,686,962.30	-	-	-	10,001.57	-	35,686,962.30
<b>VARIOS</b>	-	-	<b>35,686,962.30</b>	-	-	-	<b>10,001.57</b>	-	<b>35,686,962.30</b>
ISIN HNENEE001213	-	-	8,312,400.20	-	-	-	2,085.27	-	8,312,400.20
ISIN HNENEE001221	-	-	27,374,562.09	-	-	-	7,916.30	-	27,374,562.09
INTS. CORRIDOS VGE - 2024 - ISIN 1213 Y 1221	-	-	-	-	-	-	-	-	-
<b>GENERACION</b>	<b>259,936,710.60</b>	-	-	-	-	-	-	<b>282,140.06</b>	<b>260,218,850.66</b>
BID	250,000.00	-	-	-	-	-	-	-	250,000.00
<b>BID</b>	<b>250,000.00</b>	-	-	-	-	-	-	-	<b>250,000.00</b>
5132/BL-HO	-	-	-	-	-	-	-	-	-
5133/TC-HO	250,000.00	-	-	-	-	-	-	-	250,000.00
ERP	236,821,295.42	-	-	-	-	-	-	-	236,821,295.42



**SALDOS DE DEUDA EXTERNA E INTERNA  
AL 30 DE NOVIEMBRE DEL 2024  
CIFRAS EN DOLARES**

CONCEPTO	Suma de SALDO EQUIVALENTE EN USD AL 31/10/2024	Suma de AJUSTES AL SALDO DEL MES ANTERIOR	Suma de DESEMBOLSOS	Suma de CANCELACIONES	Suma de AMORTIZACIONES	Suma de INTERESES PAGADOS	Suma de COMISIONES PAGADAS	Suma de REVALUACION	Suma de SALDO EQUIVALENTE EN USD AL 30/11/2024
<b>ALEMANIA - HERMES</b>	<b>6,955,091.08</b>	-	-	-	-	-	-	-	<b>6,955,091.08</b>
HERMES 1era. Capitalización CP IV	68,396.85	-	-	-	-	-	-	-	68,396.85
HERMES 2da. Capitalización CP IV	210,989.02	-	-	-	-	-	-	-	210,989.02
HERMES 3ra. Capitalización CP IV	16,842.00	-	-	-	-	-	-	-	16,842.00
HERMES CP I	534,670.72	-	-	-	-	-	-	-	534,670.72
HERMES CP II	1,862,301.11	-	-	-	-	-	-	-	1,862,301.11
HERMES CP III	202,419.90	-	-	-	-	-	-	-	202,419.90
HERMES CP IV	4,059,471.48	-	-	-	-	-	-	-	4,059,471.48
<b>ALEMANIA - KFW</b>	<b>7,859,816.05</b>	-	-	-	-	-	-	-	<b>7,859,816.05</b>
197965593	6,560,045.42	-	-	-	-	-	-	-	6,560,045.42
199165713	858,644.70	-	-	-	-	-	-	-	858,644.70
199165614 - Club de París I	46,402.40	-	-	-	-	-	-	-	46,402.40
199365586 - Club de París II	23,855.34	-	-	-	-	-	-	-	23,855.34
199665969 - Club de París III	15,337.43	-	-	-	-	-	-	-	15,337.43
200065011 - CPIV - T1	339,550.15	-	-	-	-	-	-	-	339,550.15
200065011 - CPIV - T2	280.47	-	-	-	-	-	-	-	280.47
200065011 - CPIV - T3	13,557.53	-	-	-	-	-	-	-	13,557.53
200065011 - CPIV - T4	2,142.61	-	-	-	-	-	-	-	2,142.61
<b>FRANCIA - COFACE</b>	<b>8,370,577.83</b>	-	-	-	-	-	-	-	<b>8,370,577.83</b>
CP I	438,003.65	-	-	-	-	-	-	-	438,003.65
CP II	3,713,008.81	-	-	-	-	-	-	-	3,713,008.81



**SALDOS DE DEUDA EXTERNA E INTERNA**  
**AL 30 DE NOVIEMBRE DEL 2024**  
**CIFRAS EN DOLARES**

CONCEPTO	Suma de SALDO EQUIVALENTE EN USD AL 31/10/2024	Suma de AJUSTES AL SALDO DEL MES ANTERIOR	Suma de DESEMBOLSOS	Suma de CANCELACIONES	Suma de AMORTIZACIONES	Suma de INTERESES PAGADOS	Suma de COMISIONES PAGADAS	Suma de REVALUACION	Suma de SALDO EQUIVALENTE EN USD AL 30/11/2024
CP IV	4,005,631.81	-	-	-	-	-	-	-	4,005,631.81
CP IV - CAPITALIZACIÓN	213,933.56	-	-	-	-	-	-	-	213,933.56
<b>ITALIA - SACE</b>	<b>27,022,126.78</b>	-	-	-	-	-	-	-	<b>27,022,126.78</b>
HOND 1 (CP I)	804,389.26	-	-	-	-	-	-	-	804,389.26
HOND 2 (CP II)	6,642,502.86	-	-	-	-	-	-	-	6,642,502.86
HOND 3 (CP III)	1,563,804.31	-	-	-	-	-	-	-	1,563,804.31
HOND 4 (CP IV 1era. CAPITAL.)	205,820.50	-	-	-	-	-	-	-	205,820.50
HOND 4 (CP IV 2da. CAPITAL.)	10,127.31	-	-	-	-	-	-	-	10,127.31
HOND 4 (CP IV)	17,795,482.54	-	-	-	-	-	-	-	17,795,482.54
<b>JAPON - EXIMBANK</b>	<b>35,999,529.92</b>	-	-	-	-	-	-	-	<b>35,999,529.92</b>
R1 - (CP I)	7,071,309.69	-	-	-	-	-	-	-	7,071,309.69
R2 - (CP II - CAPITAL.)	480,707.77	-	-	-	-	-	-	-	480,707.77
R2 - (CP II)	7,458,490.32	-	-	-	-	-	-	-	7,458,490.32
R3 - (CP III - CAPITAL.)	64,123.88	-	-	-	-	-	-	-	64,123.88
R3 - (CP III)	942,724.85	-	-	-	-	-	-	-	942,724.85
R4 - (CP IV 2,005 MM)	16,880,328.97	-	-	-	-	-	-	-	16,880,328.97
R4 - (CP IV 201 MM)	1,699,648.86	-	-	-	-	-	-	-	1,699,648.86
R4 - (CP IV 2da FASE)	614,069.53	-	-	-	-	-	-	-	614,069.53
R4 - (CP IV 3era FASE)	788,126.05	-	-	-	-	-	-	-	788,126.05
<b>JAPON - JBIC</b>	<b>87,209,210.84</b>	-	-	-	-	-	-	-	<b>87,209,210.84</b>
HO - P1	27,198,282.83	-	-	-	-	-	-	-	27,198,282.83
HO - R1 (CP I)	6,058,861.31	-	-	-	-	-	-	-	6,058,861.31
HO - R2 (CP II)	18,013,345.18	-	-	-	-	-	-	-	18,013,345.18
HO - R3 (CP III)	2,442,147.20	-	-	-	-	-	-	-	2,442,147.20
HO - R4 (CP IV)	33,496,574.32	-	-	-	-	-	-	-	33,496,574.32





**SALDOS DE DEUDA EXTERNA E INTERNA**  
**AL 30 DE NOVIEMBRE DEL 2024**  
**CIFRAS EN DOLARES**

CONCEPTO	Suma de SALDO EQUIVALENTE EN USD AL 31/10/2024	Suma de AJUSTES AL SALDO DEL MES ANTERIOR	Suma de DESEMBOLSOS	Suma de CANCELACIONES	Suma de AMORTIZACIONES	Suma de INTERESES PAGADOS	Suma de COMISIONES PAGADAS	Suma de REVALUACION	Suma de SALDO EQUIVALENTE EN USD AL 30/11/2024
<b>MULTILATERALES</b>	<b>31,700,866.63</b>	-	-	-	-	-	-	-	<b>31,700,866.63</b>
- BID									
572/SF-HO	31,700,866.63	-	-	-	-	-	-	-	31,700,866.63
<b>MULTILATERALES</b>	<b>26,828,159.00</b>	-	-	-	-	-	-	-	<b>26,828,159.00</b>
- IDA									
0116-HO	1,515,694.14	-	-	-	-	-	-	-	1,515,694.14
0989-HO	13,500,000.00	-	-	-	-	-	-	-	13,500,000.00
2417-HO	11,812,464.86	-	-	-	-	-	-	-	11,812,464.86
<b>SUIZA - SERV</b>	<b>4,583,026.26</b>	-	-	-	-	-	-	-	<b>4,583,026.26</b>
SERV - CP II	2,141,995.80	-	-	-	-	-	-	-	2,141,995.80
SERV - CP III	1,609,948.71	-	-	-	-	-	-	-	1,609,948.71
SERV - CP IV	824,817.75	-	-	-	-	-	-	-	824,817.75
SERV - DIFERIMIENTO	6,264.00	-	-	-	-	-	-	-	6,264.00
CPIV									
<b>USA - EXIMBANK</b>	<b>292,891.03</b>	-	-	-	-	-	-	-	<b>292,891.03</b>
R - 190 Q (CP II)	34,927.12	-	-	-	-	-	-	-	34,927.12
R-244-Q (CP IV)	242,139.17	-	-	-	-	-	-	-	242,139.17
R-244-R (CP IV CAPITALIZACIÓN)	15,824.74	-	-	-	-	-	-	-	15,824.74
JICA	22,865,415.18	-	-	-	-	-	-	282,140.06	23,147,555.24
<b>HO -P6</b>	<b>22,865,415.18</b>	-	-	-	-	-	-	<b>282,140.06</b>	<b>23,147,555.24</b>
CONVENIO SUBSIDIARIO JICA HO-P6	22,865,415.18	-	-	-	-	-	-	282,140.06	23,147,555.24
<b>HOLDING</b>	<b>25,000,000.00</b>	-	-	-	-	-	-	-	<b>25,000,000.00</b>
IDA	25,000,000.00	-	-	-	-	-	-	-	25,000,000.00
IDA	25,000,000.00	-	-	-	-	-	-	-	25,000,000.00
4536-HO	25,000,000.00	-	-	-	-	-	-	-	25,000,000.00
<b>TRANSMISION</b>	<b>226,547,968.99</b>	-	-	-	-	-	-	-	<b>226,547,968.99</b>
BID	182,217,787.23	-	-	-	-	-	-	-	182,217,787.23
<b>BID</b>	<b>182,217,787.23</b>	-	-	-	-	-	-	-	<b>182,217,787.23</b>
2016/BL-HO	28,124,787.23	-	-	-	-	-	-	-	28,124,787.23
3103/BL-HO	22,930,000.00	-	-	-	-	-	-	-	22,930,000.00
3435/BL-HO	23,000,000.00	-	-	-	-	-	-	-	23,000,000.00



**SALDOS DE DEUDA EXTERNA E INTERNA  
AL 30 DE NOVIEMBRE DEL 2024  
CIFRAS EN DOLARES**

CONCEPTO	Suma de SALDO EQUIVALENTE EN USD AL 31/10/2024	Suma de AJUSTES AL SALDO DEL MES ANTERIOR	Suma de DESEMBOLSOS	Suma de CANCELACIONES	Suma de AMORTIZACIONES	Suma de INTERESES PAGADOS	Suma de COMISIONES PAGADAS	Suma de REVALUACION	Suma de SALDO EQUIVALENTE EN USD AL 30/11/2024
4598/BL-HO	103,263,000.00	-	-	-	-	-	-	-	103,263,000.00
4599/SX-HO	4,900,000.00	-	-	-	-	-	-	-	4,900,000.00
ERP	34,210,244.21	-	-	-	-	-	-	-	34,210,244.21
<b>ALEMANIA - KFW</b>	<b>1,021,487.68</b>	-	-	-	-	-	-	-	<b>1,021,487.68</b>
199165614 - Club de Paris I	46,402.40	-	-	-	-	-	-	-	46,402.40
199365586 - Club de Paris II	23,855.34	-	-	-	-	-	-	-	23,855.34
199665969 - Club de Paris III	15,337.43	-	-	-	-	-	-	-	15,337.43
200065011 - CPIV - T1	928,042.76	-	-	-	-	-	-	-	928,042.76
200065011 - CPIV - T2	2,056.76	-	-	-	-	-	-	-	2,056.76
200065011 - CPIV - T4	5,792.99	-	-	-	-	-	-	-	5,792.99
<b>BILAT. ESPAÑA - ICO</b>	<b>5,767,137.89</b>	-	-	-	-	-	-	-	<b>5,767,137.89</b>
01039014.0	5,409,474.00	-	-	-	-	-	-	-	5,409,474.00
REPROGRAMACION 01039014.0	357,663.89	-	-	-	-	-	-	-	357,663.89
<b>BILAT. VENEZUELA - FIV</b>	<b>313,441.91</b>	-	-	-	-	-	-	-	<b>313,441.91</b>
Arreglo de Pagos N° I	205,626.84	-	-	-	-	-	-	-	205,626.84
Arreglo de Pagos N° II	107,815.07	-	-	-	-	-	-	-	107,815.07
<b>ESPAÑA - CESCE</b>	<b>14,608,835.78</b>	-	-	-	-	-	-	-	<b>14,608,835.78</b>
CP I	165,056.49	-	-	-	-	-	-	-	165,056.49
CP II	1,166,362.77	-	-	-	-	-	-	-	1,166,362.77
CP III	706,252.90	-	-	-	-	-	-	-	706,252.90
CP IV	37,066.73	-	-	-	-	-	-	-	37,066.73
CP IV - DIFERIMIENTO III FASE	360,586.47	-	-	-	-	-	-	-	360,586.47

**SALDOS DE DEUDA EXTERNA E INTERNA  
AL 30 DE NOVIEMBRE DEL 2024  
CIFRAS EN DOLARES**

CONCEPTO	Suma de SALDO EQUIVALENTE EN USD AL 31/10/2024	Suma de AJUSTES AL SALDO DEL MES ANTERIOR	Suma de DESEMBOLSOS	Suma de CANCELACIONES	Suma de AMORTIZACIONES	Suma de INTERESES PAGADOS	Suma de COMISIONES PAGADAS	Suma de REVALUACION	Suma de SALDO EQUIVALENTE EN USD AL 30/11/2024
CP IV - REORG. DEUDA BBV,BEX	3,577,740.25	-	-	-	-	-	-	-	3,577,740.25
CP IV - REORGANIZACIÓN DEUDA	1,782,104.84	-	-	-	-	-	-	-	1,782,104.84
CP V - DIFER. DEUDA POST CUT	2,242,321.97	-	-	-	-	-	-	-	2,242,321.97
CP VI - RESTRUCT. DEUDA	4,571,343.36	-	-	-	-	-	-	-	4,571,343.36
<b>ESPAÑA - ICO</b>	<b>10,163,042.95</b>	-	-	-	-	-	-	-	<b>10,163,042.95</b>
01039001.0 (150688)	693,023.80	-	-	-	-	-	-	-	693,023.80
11039001.0 (CP I)	178,667.34	-	-	-	-	-	-	-	178,667.34
11039002.0 (CP II)	5,210,334.85	-	-	-	-	-	-	-	5,210,334.85
11039003.0 (CP III)	3,001,349.09	-	-	-	-	-	-	-	3,001,349.09
11039004.1 (CP V)	1,079,667.87	-	-	-	-	-	-	-	1,079,667.87
<b>MULTILATERALES - IDA</b>	<b>2,336,298.00</b>	-	-	-	-	-	-	-	<b>2,336,298.00</b>
0201-HO FDO. CONTRAVALOR HONDURAS-ESPAÑA	2,336,298.00	-	-	-	-	-	-	-	2,336,298.00
10,119,937.55	10,119,937.55	-	-	-	-	-	-	-	10,119,937.55
<b>ESPAÑA - ICO</b>	<b>10,119,937.55</b>	-	-	-	-	-	-	-	<b>10,119,937.55</b>
ICO 01039004.0 (030491)	6,033,209.35	-	-	-	-	-	-	-	6,033,209.35
ICO 01039014.0	604,583.83	-	-	-	-	-	-	-	604,583.83
ICO 11039004.2 (CPV - CONSOL. DIFER.)	3,367,489.83	-	-	-	-	-	-	-	3,367,489.83
ICO 11039005.0 (CP VI)	114,654.54	-	-	-	-	-	-	-	114,654.54



**SALDOS DE DEUDA EXTERNA E INTERNA  
AL 30 DE NOVIEMBRE DEL 2024  
CIFRAS EN DOLARES**

CONCEPTO	Suma de SALDO EQUIVALENTE EN USD AL 31/10/2024	Suma de AJUSTES AL SALDO DEL MES ANTERIOR	Suma de DESEMBOLSOS	Suma de CANCELACIONES	Suma de AMORTIZACIONES	Suma de INTERESES PAGADOS	Suma de COMISIONES PAGADAS	Suma de REVALUACION	Suma de SALDO EQUIVALENTE EN USD AL 30/11/2024
Total general	2,860,101,242.19	-	35,686,962.30	-	5,957,913.30	135,542.53	235,370.14	- 6,574,466.81	2,883,255,824.38

