



 EMPRESA NACIONAL DE
 ENERGIA ELECTRICA
 ENEE


DEPARTAMENTO DE RECURSOS FINANCIEROS


RESUMEN SERVICIO DEUDA VENCIDA PENDIENTE DE PAGO
 AL 31 DE ENERO DEL 2017

(Cifras en Lempiras)


CONCEPTO	PRINCIPAL	INTERESES	INTERESES MORATORIOS	COMISIONES	TOTAL
PRESTAMOS DEUDA EXTERNA E INTERNA					
GENERACION	2,791,937,062.52	1,184,324,121.33	75,028,209.86	39,212,107.47	4,090,501,501.18
DISTRIBUCION	107,607,886.65	47,763,140.43	3,533,998.08	-	158,905,025.17
TRANSMISION	717,497,057.80	131,380,334.25	4,880,523.87	5,613,564.91	859,371,480.83
OTROS	2,435,148.80	4,844,091.82	-	6,643,828.13	13,923,068.75
	3,619,477,155.78	1,368,311,687.84	83,442,731.81	51,469,500.51	5,122,701,075.94
TOTAL DEUDA EXTERNA E INTERNA	3,619,477,155.78	1,368,311,687.84	83,442,731.81	51,469,500.51	5,122,701,075.94

ELABORADO POR:


 EMMA L. TABORA
 OFICIAL CONTABLE I



REVISADO POR:


 LORANA GONZALEZ
 COORDINADORA GESTION DEUDA EXTERNA





EMPRESA NACIONAL DE
ENERGIA ELÉCTRICA
ENEE



DEPARTAMENTO DE RECURSOS FINANCIEROS
SERVICIO DEUDA VENCIDA Y PENDIENTE DE PAGO
AL 31 DE ENERO DEL 2017

(Cifras en Lempiras)

INSTITUCION FINANCIERA	NUMERO PRESTAMO	PRINCIPAL	INTERESES	INTERESES MORATORIOS	COMISIONES	TOTAL
DEUDA EXTERNA						
GENERACION						
SUIZA						
SERV	CP V			-	-	-
SERV	CP VI			-	-	-
BNP	240982	5,513,427.96	3,660,763.94	-	-	9,174,191.90
Total Deuda Externa		5,513,427.96	3,660,763.94	-	-	9,174,191.90

DEUDA INTERNA						
ERP						
GENERACION						
Multilaterales						
IDA	0116-HO	30,689,566.32	-	-	1,438,572.91	32,128,139.22
	0989-HO	127,561,500.00	-	-	17,459,980.31	145,021,480.31
	2417-HO	56,580,667.78	-	-	17,083,673.22	73,664,340.99
BID	572/SF-HO	592,090,295.02	89,348,063.95	-	-	681,438,358.97
Sub-total Multilaterales		806,922,029.11	89,348,063.95	-	35,982,226.44	932,252,319.50
Club de paris						
Alemania						
KFW	197965593	68,707,126.81	10,985,507.18	-	-	79,692,633.99
	199165713	6,405,261.58	1,549,272.94	-	-	7,954,534.51
	199165614 - CP I	1,096,140.69	37,451.30	-	-	1,133,591.99
	199365586 - CP II	157,110.28	62,419.82	-	-	219,530.11
	199665969 - CP III	64,998.04	41,685.64	-	-	106,683.68
	200065011 - CP IV - T1	-	701,037.36	-	-	701,037.36

DEPARTAMENTO DE RECURSOS FINANCIEROS
SERVICIO DEUDA VENCIDA Y PENDIENTE DE PAGO
AL 31 DE ENERO DEL 2017

(Cifras en Lempiras)

INSTITUCION FINANCIERA	NUMERO PRESTAMO	PRINCIPAL	INTERESES	INTERESES MORATORIOS	COMISIONES	TOTAL
HERMES	200065011 - CP IV - T2	-	579.07	-	-	579.07
	200065011 - CP IV - T3	320,262.69	3,651.10	-	-	323,913.79
	200065011 - CP IV - T4	50,613.76	577.01	-	-	51,190.77
		76,801,513.85	13,382,181.41	-	-	90,183,695.26
	HERMES I	12,630,258.97	876,399.61	-	-	13,506,658.58
	HERMES CP II	40,325,422.91	27,327,577.00	-	-	67,652,999.91
	HERMES CP III	3,079,399.31	3,387,192.23	-	-	6,466,591.54
	HERMES CP IV	24,568,264.44	68,063,960.09	-	-	92,632,224.53
	HERMES 1era. Capital. CP IV	413,943.52	1,146,789.84	-	-	1,560,733.37
	HERMES 2da. Capital. CP IV	4,984,088.23	549,495.77	-	-	5,533,584.01
HERMES 3ra. Capital. CP IV	397,850.05	43,862.99	-	-	441,713.05	
	86,399,227.44	101,395,277.54	-	-	187,794,504.98	
FRANCIA COFACE	CP I	10,346,741.27	391,941.71	-	-	10,738,682.98
	CP II	80,399,807.79	30,643,213.00	-	-	111,043,020.78
	CP IV	24,242,422.02	43,220,592.44	-	-	67,463,014.45
	CP IV - CAPITALIZACIÓN	5,053,645.47	319,827.21	-	-	5,373,472.67
		120,042,616.54	74,575,574.34	-	-	194,618,190.89
ITALIA SACE	HOND 1 (CP I)	19,001,685.36	1,195,324.77	-	-	20,197,010.13
	HOND 2 (CP II)	147,982,542.77	11,905,121.04	-	-	159,887,663.81
	HOND 3 (CP III)	28,141,724.03	3,186,269.28	-	-	31,327,993.31
	HOND 4 (CP IV)	54,127,035.64	57,771,558.55	-	-	111,898,594.19
	HOND 4 (CP IV 1era. CAPITAL)	4,861,994.76	211,571.26	-	-	5,073,566.02
	HOND 4 (CP IV 2da. CAPITAL)	239,232.38	10,301.03	-	-	249,533.41
		254,354,214.94	74,280,145.92	-	-	328,634,360.87
JAPON EXIMBANK-JAPON	R1 - (CP I)	167,042,013.12	24,785,104.23	22,841,021.11	-	214,668,138.46
	R2 - (CP II)	167,621,979.77	36,175,499.30	4,388,998.16	-	208,186,477.23
	R2 - (CP II - CAPITAL)	10,977,003.32	-	278,667.59	-	11,255,670.91
	R3 - (CP III)	17,619,564.61	5,579,995.07	551,423.85	-	23,750,983.52
	R3 - (CP III - CAPITAL)	1,298,372.53	-	35,832.71	-	1,334,205.25
	R4 - (CP IV 2,005 MM)	57,061,923.42	111,738,487.13	874,958.31	-	169,675,368.86
	R4 - (CP IV 201 MM)	5,745,460.08	32,088,656.54	483,580.71	-	38,317,697.33



DEPARTAMENTO DE RECURSOS FINANCIEROS
SERVICIO DEUDA VENCIDA Y PENDIENTE DE PAGO
AL 31 DE ENERO DEL 2017

(Cifras en Lempiras)

INSTITUCION FINANCIERA	NUMERO PRESTAMO	PRINCIPAL	INTERESES	INTERESES MORATORIOS	COMISIONES	TOTAL
JBIC	R4 - (CP IV 2da FASE)	14,505,857.44	3,774,861.09	1,063,879.71	-	19,344,598.24
	R4 - (CP IV 3era FASE)	5,957,604.04	-	-	-	5,957,604.04
		447,829,778.33	214,142,603.37	30,518,362.15	-	692,490,743.85
	HO - P1	642,491,436.11	101,241,325.80	30,255,904.48	-	-
	HO - R1 (CP I)	143,125,451.24	25,181,300.18	5,251,755.24	-	773,988,666.38
	HO - R2 (CP II)	118,635,044.52	213,970,095.06	3,971,604.16	-	173,558,506.66
	HO - R3 (CP III)	10,349,518.23	30,983,953.56	503,123.63	-	336,576,743.73
	HO - R4 (CP IV)	-	238,759,383.98	4,527,460.21	-	41,836,595.43
		914,601,450.10	610,136,058.57	44,509,847.71	-	243,286,844.19
						1,569,247,356.39
SUIZA SERV	SERV - CP II	47,797,586.37	1,692,783.98	-	-	49,490,370.35
	SERV - CP III	28,972,123.73	310,962.12	-	-	29,283,085.86
	SERV - CP IV	2,555,122.70	1,395,872.04	-	-	3,950,994.74
	SERV - DIFERIMIENTO CP IV	147,971.45	3,834.12	-	-	151,805.57
		79,472,804.25	3,403,452.27	-	-	82,876,256.52
Sub total - Club de Paris						82,876,256.52
Total Generacion - ERP		1,979,501,605.45	1,091,315,293.44	75,028,209.86	-	3,145,845,108.75
DISTRIBUCION		2,786,423,634.56	1,180,663,357.38	75,028,209.86	35,982,226.44	4,078,097,428.25
Multilaterales						
BID	936/SF-HO	102,176,342.35	47,437,247.80	-	-	149,613,590.14
Bilaterales						
FIV	Arreglo de Pagos N° I (REORG. DEUDA)	5,431,544.31	325,892.64	3,533,998.08	-	9,291,435.03
Total Distribucion - ERP		107,607,886.65	47,763,140.43	3,533,998.08	-	158,905,025.17
TRANSMISION						
Multilaterales						
IDA	0201-HO	39,736,223.64	-	-	2,458,678.93	42,194,902.58
Club de paris						

DEPARTAMENTO DE RECURSOS FINANCIEROS
SERVICIO DEUDA VENCIDA Y PENDIENTE DE PAGO
AL 31 DE ENERO DEL 2017

(Cifras en Lempiras)

INSTITUCION FINANCIERA	NUMERO PRESTAMO	PRINCIPAL	INTERESES	INTERESES MORATORIOS	COMISIONES	TOTAL
Alemania KFW	199165614 - CP I	1,096,140.69	37,451.30	-	-	1,133,591.99
	199365586 - CP II	157,110.28	62,419.82	-	-	219,530.11
	199665969 - CP III	64,998.04	41,685.64	-	-	106,683.68
	200065011 - CP IV - T1	-	1,916,042.97	-	-	1,916,042.97
	200065011 - CP IV - T2	-	4,246.49	-	-	4,246.49
	200065011 - CP IV - T4	136,844.96	1,560.08	-	-	138,405.03
		1,455,093.97	2,063,406.29	-	-	3,518,500.26
ESPAÑA ICO	01039001.0 (150688)	16,370,954.82	439,209.36	-	-	16,810,164.18
	REPROGRAMACION 01039014.0	8,448,915.22	-	-	-	8,448,915.22
	01039014.0	35,495,914.97	5,675,106.83	-	-	41,171,021.80
	11039001.0 (CP I)	4,220,569.30	208,844.91	-	-	4,429,414.21
	11039002.0 (CP II)	34,315,020.50	20,746,778.21	-	-	55,061,798.71
	11039003.0 (CP III)	11,265,909.73	12,499,960.42	-	-	23,765,870.15
	11039004.1 (CP V)	-	4,863,876.06	-	-	4,863,876.06
		110,117,284.54	44,433,775.80	-	-	154,551,060.33
CESCE	CP I	3,899,046.92	108,294.54	-	-	4,007,341.46
	CP II	25,255,890.15	8,383,984.27	-	-	33,639,874.42
	CP III	12,729,918.72	139,858.60	-	-	12,869,777.32
	CP IV	875,608.76	42,942.05	-	-	918,550.81
	CP IV - DIFERIMIENTO III FASE	8,517,953.89	869,406.49	-	-	9,387,360.38
	CP IV - REORG. DEUDA BBV,BEX	84,515,168.95	4,726,824.79	-	-	89,241,993.74
	CP IV - REORGANIZACIÓN DEUDA	5,521,159.54	1,288,082.29	-	-	6,809,241.83
	CP V - DIFER. DEUDA POST CUT	52,969,250.79	4,409,506.21	-	-	57,378,757.00
	CP VI - RESTRUCT. DEUDA	107,986,558.62	14,772,279.80	-	-	122,758,838.42
		302,270,556.33	34,741,179.05	-	-	337,011,735.38
Sub total - Club de Paris		413,842,934.84	81,238,361.14	-	-	495,081,295.97
<u>Bilaterales</u> FIV	Arreglo de Pagos N° I (REORG. DEUDA)	4,857,420.09	291,445.19	3,160,447.99	-	8,309,313.27
	Arreglo de Pagos N° II (DÓLAR DEUDA)	2,546,861.40	127,597.67	1,720,075.87	-	4,394,534.95

DEPARTAMENTO DE RECURSOS FINANCIEROS
SERVICIO DEUDA VENCIDA Y PENDIENTE DE PAGO
AL 31 DE ENERO DEL 2017

(Cifras en Lempiras)

INSTITUCION FINANCIERA	NUMERO PRESTAMO	PRINCIPAL	INTERESES	INTERESES MORATORIOS	COMISIONES	TOTAL
Sub total - Bilaterales		7,404,281.50	419,042.86	4,880,523.87	-	12,703,848.22
Total Transmision - ERP		460,983,439.98	81,657,404.00	4,880,523.87	2,458,678.93	549,980,046.77
OTROS						
<u>Club de paris</u>						
<u>ESTADOS UNIDOS</u>						
EXIMBANK-USA	R - 190 Q (CP II)	595,882.29	385,030.54	-	-	980,912.83
	R-244-Q (CP IV)	1,465,446.60	4,414,851.99	-	-	5,880,298.59
	R-244-R (CP IV CAPITALIZACIÓN)	373,819.92	44,209.29	-	-	418,029.21
		2,435,148.80	4,844,091.82	-	-	7,279,240.63
Total Otros - ERP		2,435,148.80	4,844,091.82	-	-	7,279,240.63
Total Deuda Interna - ERP		3,357,450,110.00	1,314,927,993.64	83,442,731.81	38,440,905.37	4,794,261,740.82
Deuda Interna Gobierno Central						
<u>GENERACION</u>						
CTA. JICA - CONV. SUBSIDIARIO	HO-P6	-	-	-	3,229,881.03	3,229,881.03
Total - Generacion Gobierno Central		-	-	-	3,229,881.03	3,229,881.03
<u>DISTRIBUCION</u>						
Banco Central de Honduras						
<u>BONOS FIDEICOMISO RECUPERACION DE PERDIDAS ENEE - 2013 (RPE-2013)</u>						
FICOHSA	(LPS) ISIN HNENEE 00005-1	-	-	-	-	-
	(USD) ISIN HNENEE 00003-3	-	-	-	-	-
BANPAIS	(LPS) ISIN HNENEE 00005-1	-	-	-	-	-
Total Distribucion		-	-	-	-	-

DEPARTAMENTO DE RECURSOS FINANCIEROS
SERVICIO DEUDA VENCIDA Y PENDIENTE DE PAGO
AL 31 DE ENERO DEL 2017

(Cifras en Lempiras)

INSTITUCION FINANCIERA	NUMERO PRESTAMO	PRINCIPAL	INTERESES	INTERESES MORATORIOS	COMISIONES	TOTAL
TRANSMISION						
Banco Central de Honduras						
BONOS FIDEICOMISO RECUPERACION DE PERDIDAS ENEE - 2013 (RPE-2013)						
(LPS) ISIN HNENEE 00006-3						
CUENTA FDO. DE CONTRAVALOR HONDURAS - ESPAÑA						
ICO	01039004.0 (030491)	131,057,842.20	11,461,645.56	-	-	142,519,487.76
	11039004.2 (CP V - Consol. Diferida)	74,366,620.94	5,181,907.49	-	-	79,548,528.43
	11039005.0 (CP VI)	2,548,921.09	159,505.80	-	-	2,708,426.89
	01039014.0	10,648,774.49	3,633,007.03	-	-	14,281,781.52
		218,622,158.73	20,436,065.88	-	-	239,058,224.61
CTA. BID - CONV. SUBSIDIARIO	1584/SF-HO	17,802,281.78	10,336,306.66	-	-	28,138,588.44
	2016/BLHO	20,089,177.32	12,698,120.63	-	-	32,787,297.95
	3103/BL-HO	-	5,978,612.15	-	-	5,978,612.15
	3435/BL-HO	-	273,824.93	-	1,256,987.48	1,530,812.41
		37,891,459.10	29,286,864.38	-	1,256,987.48	67,435,311.96
Total - Transmisión Gobierno Central		256,513,617.82	49,722,930.26	-	3,154,885.98	309,391,434.06
OTROS						
CTA. IDA - CONV. SUBSIDIARIO	4536-HN	-	-	-	-	-
Total - Otros Gobierno Central		-	-	-	6,643,828.13	6,643,828.13
Total Deuda Interna Gobierno Central		256,513,617.82	49,722,930.26	-	6,643,828.13	312,880,376.22
Total General Deuda Interna		3,613,963,727.82	1,364,650,923.90	-	13,028,595.14	5,011,643,246.86
TOTAL DEUDA EXTERNA E INTERNA		3,619,477,155.78	1,368,311,687.84	83,442,731.81	51,469,500.51	5,122,701,075.94