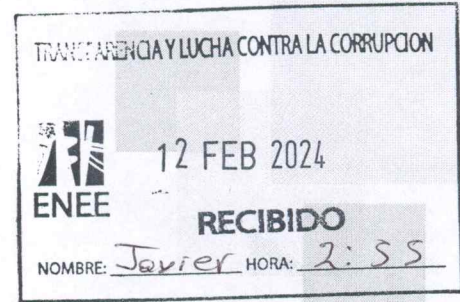




ENEE

MEMORANDO DDC 120-II-2024



PARA: Abog. Isis Perdomo
Jefe de Unidad de Transparencia y Lucha Contra la Corrupción

DE: Departamento de Contabilidad

ASUNTO: Estado de Resultado mes de Diciembre de 2023

FECHA: 12 de febrero de 2024

Por medio de la presente se adjunta Estado de Resultado correspondiente al **mes diciembre de 2023** de la Empresa Nacional de Energía Eléctrica (ENEE), para que sea publicado en el Portal de Transparencia.

Atentamente,


Lic. Melvin Alemán
Jefe Departamento de Contabilidad



- Archivo
- ME/GIF



Departamento de Contabilidad
CCG, Edificio Cuerpo Bajo C. 6to piso
Tegucigalpa M.D.C. Honduras C.A.



EMPRESA NACIONAL DE ENERGIA ELECTRICA
ESTADO DE RESULTADOS
DEL 01 AL 31 DE DICIEMBRE DE 2023
CIERRE CONTABLE (CIFRAS EN LEMPIRAS)

DESCRIPCION	VALORES DEL MES			VALORES DEL PERIODO		
	DICIEMBRE 2023	DICIEMBRE 2022	AUMENTO DISMINUCION	DICIEMBRE 2023	DICIEMBRE 2022	AUMENTO DISMINUCION
RESULTADO - INGRESOS						
INGRESOS						
INGRESOS DE EXPLOTACION	2,970,088,079.71	3,205,824,314.77	-235,736,235.06	37,871,057,203.35	36,711,814,814.76	1,159,242,388.59
OTROS INGRESOS NO OPERATIVOS	229,104,397.36	207,237,504.47	21,866,892.89	2,028,206,013.20	2,210,717,787.39	-182,511,774.19
TOTAL INGRESOS	3,199,192,477.07	3,413,061,819.24	-213,869,342.17	39,899,263,216.55	38,922,532,602.15	976,730,614.40
RESULTADO GASTOS Y COSTOS						
GASTOS SERVICIOS PUBLICOS ENERGIA						
SERVICIOS PERSONALES	-233,888,375.93	-143,772,461.91	-90,115,914.02	-1,972,794,012.64	-1,739,262,378.75	-233,531,633.89
SERVICIOS NO PERSONALES	-491,628,129.82	-982,279,476.83	490,651,347.01	-5,857,665,801.11	-6,522,169,385.65	664,503,584.54
MATERIALES Y SUMINISTROS	-992,619,427.43	-1,990,547,045.00	997,927,617.57	-31,335,217,185.30	-30,648,101,369.98	-687,115,815.32
ADICIONES Y REPARACIONES	-25,462,333.76	-51,420,493.00	25,958,159.24	-226,913,925.73	-106,717,377.48	-120,196,548.25
GASTOS POR DEPRECIACION DE BIENES	-49,081,473.79	-48,475,247.01	-606,226.78	-584,359,614.96	-580,400,619.20	-3,958,995.76
SERVICIO DE LA DEUDA	-446,212,328.81	-308,498,226.69	-137,714,102.12	-4,774,209,558.93	-4,706,479,976.00	-67,729,582.93
TRANSFERENCIAS Y DONACIONES	0.06	0.06	0.00	-84,329,375.48	-87,536,999.28	3,207,623.80
AJUSTE DE INVENTARIOS	-2,389.74	-44,982.20	42,592.46	-1,232,441.01	-709,264.42	-523,176.59
PROVISION PARA CUENTAS DE DUDOSO COBRO	-780,524,753.23	-9,223,840.92	-771,300,912.31	-780,524,753.23	-543,989,126.76	-236,535,626.47
TOTAL GASTOS SERVICIOS PUBLICOS ENERGIA	-3,019,419,212.45	-3,534,261,773.50	514,842,561.05	-45,617,246,668.39	-44,935,366,497.52	-681,880,170.87
UTILIDAD Y/O - (PERDIDA) DEL EJERCICIO	179,773,264.62	-121,199,954.26	300,973,218.88	-5,717,983,451.84	-6,012,833,895.37	294,850,443.53



Lic. Melvin Alemán
Jefe Departamento de Contabilidad




Lic. Ana Lourdes Aguilar
Sub Gerente de Finanzas Corporativas




Ing. Erick M. Tejada Carbajal
Gerente General





EMPRESA NACIONAL DE ENERGIA ELECTRICA
ESTADO DE RESULTADO
SALDOS AL 31 DE DICIEMBRE DE 2023 (CIFRAS EXPRESADAS EN LEMPIRAS)

Posición	Texto p.posición balance/PyG	TotPerInf	TotPerComp	Desv.abs.	Desv.rel.
52	*4 RESULTADO - INGRESOS				
15	4111100000 Venta de energía Residencial	-16,646,456,587.10	-15,591,712,913.35	-1,054,743,673.75	-6.8
15	4111300000 Venta de Energía Sector Comercial	-10,366,687,520.77	-9,886,791,973.08	-479,895,547.69	-4.9
15	4111400000 Venta de Energía Sector Industrial	-6,988,490,888.98	-7,434,059,141.27	445,568,252.29	6
15	4111500000 Venta de Energía Gobierno Central	-1,294,518,129.32	-1,098,944,126.22	-195,574,003.10	-17.8
15	4111600000 Venta a Instituciones Autonomas y Publicas	-828,699,454.98	-785,586,564.15	-43,112,890.83	-5.5
15	4111700000 Venta a Municipalidades	-211,316,390.29	-352,440,417.24	141,124,026.95	40
15		-36,336,168,971.44	-35,149,535,135.31	-1,186,633,836.13	-3.4
17	4112200000 Ajuste de combustible Noroccidente	-1,295.40	0.16	-1,295.56	-809,725.00
17		-1,295.40	0.16	-1,295.56	-809,725.00
19	4114100000 Rect fact consumo region Centro Sur	-3,814,739.18	52,916,449.57	-56,731,188.75	-107.2
19	4114200000 Rect fact consumo region Noroccidente	2,201,222.17	18,892,180.99	-16,690,958.82	-88.3
19	4114300000 Rect fact consumo region Litoral atlantico	1,222,117.83	3,816,983.15	-2,594,865.32	-68
19		-391,399.18	75,625,613.71	-76,017,012.89	-100.5
20	4117100000 Recargos por Mora	-1,229,435,819.91	-1,267,314,586.91	37,878,767.00	3
20	4117200000 Ing. Varios del Servicio Eléctrico (Serv Misc)	-116,968,190.42	-196,995,142.46	80,026,952.04	40.6
20	4117300000 Alquileres de Bienes e Inst. Eléctricas	-163,677,152.06	-150,828,764.97	-12,848,387.09	-8.5
20	4117400000 Otros Ingresos Eléctricos	-24,414,054.24	-22,766,201.56	-1,647,852.68	-7.2
20	4117500000 Multas por Reconexión Ilegal	-320.7	-597.42	276.72	46.3
20		-1,534,495,537.33	-1,637,905,293.32	103,409,755.99	6.3
13	*411 INGRESOS DE EXPLOTACION (Cuadros " D,E,L	-37,871,057,203.35	-36,711,814,814.76	-1,159,242,388.59	-3.2
13	**")				
21	4118000000 Ingreso de Comercialización	-1,357,789,203.52	-1,335,116,554.08	-22,672,649.44	-1.7
21	4118400000 Ingresos Operaciones Ajenas al Servicio Publico	-16,501,708.84	-13,992,631.21	-2,509,077.63	-17.9
21	4118500000 Ingresos por Actividades del Turismo C. H. F. M.	0	-21,380.00	21,380.00	100
21	4118600000 Ingresos AQUAFINCA ST PETER FISH CANON AMBIENTAL	0	-2,250,953.19	2,250,953.19	100
21	4118700000 INGRESOS VARIOS ODS	-116,026,767.42	-108,976,618.80	-7,050,148.62	-6.5
21	4118800000 INGRESOS POR COMISION DE TRANSMISION	0	-20,420,791.16	20,420,791.16	100
21		-1,490,317,679.78	-1,480,778,928.44	-9,538,751.34	-0.6
22	4119200000 Transmisión (Peaje)	-16,520.31	0	-16,520.31	
22	4119300000 Fallas	-24,513,784.87	-22,280,416.07	-2,233,368.80	-10
22	4119600000 Venta de Energía de Oportunidad	-39,470,470.11	-17,300,057.25	-22,170,412.86	-128.2
22	4119700000 Peaje por Venta de Energía	-13,145.15	0	-13,145.15	
22		-64,013,920.44	-39,580,473.32	-24,433,447.12	-61.7
23	4221000000 Intereses por Contratos de Deuda de Residencia	-113,504,136.26	-103,126,165.07	-10,377,971.19	-10.1
23		-113,504,136.26	-103,126,165.07	-10,377,971.19	-10.1
25	4234000000 Ente Operador Regional	0	-8,825,497.17	8,825,497.17	100
25	4235000000 Ingresos netos de intereses y dividendos	-7,702,964.19	-2,944,627.64	-4,758,336.55	-161.6
25	4236000000 RENDIMIENTOS BANCARIOS	-241,047.87	-274,781.79	33,733.92	12.3
25	4237000000 INGRESO POR AMORT, PRIMAS SOBRE BONOS VGE-2020	-6,034,678.95	-6,031,755.25	-2,923.70	0
25	4237020000 INGRESO AMORT. PRIMAS S/VGE -2021 ISIN 103-1	-563.72	-152.87	-410.85	-268.8
25		-13,979,254.73	-18,076,814.72	4,097,559.99	22.7
27	4714000000 Ganancia por acciones de la EPR	-11,977,174.69	-13,905,905.75	1,928,731.06	13.9
27	4716016000 Ingreso por Diferencial Cambiario	-11,096,191.65	-6,367,516.18	-4,728,675.47	-74.3
27	4716020000 Revalorización	-178,647.57	-54,993.37	-123,654.20	-224.9
27	4716030000 Diferencia en el Precio de Compra	-1,154,522.37	-219,199.12	-935,323.25	-426.7
27	4716040000 Ajuste por Impugnación Tomas Fisicas de Inventario	-8,873.86	-35,237.26	26,363.40	74.8
27		-24,415,410.14	-20,582,851.68	-3,832,558.46	-18.6
28	4721000000 Ingreso por Diferencial Cambiario BCH	0	-4,881,745.01	4,881,745.01	100
28	4722000000 Por Revaluación de Prestamos EXtranjeros	-321,426,827.47	-541,885,583.51	220,458,756.04	40.7
28	4723000000 Gananc Dif Camb Moneda EXtranjera EPR	-548,784.38	-1,805,225.64	1,256,441.26	69.6
28		-321,975,611.85	-548,572,554.16	226,596,942.31	41.3
9	*413 OTROS INGRESOS NO OPERATIVOS (Cuadro "F,	-2,028,206,013.20	-2,210,717,787.39	182,511,774.19	8.3
9	*K")				
52	*TOTAL INGRESOS	-39,899,263,216.55	-38,922,532,602.15	-976,730,614.40	-2.5
53	*5 RESULTADO GASTOS Y COSTOS				
8	5111000000 Sueldos Básicos	915,602,896.81	876,747,361.24	38,855,535.57	4.4
8	5114000000 Adicionales	3,439,847.29	4,763,564.11	-1,323,716.82	-27.8
8	5115100000 Decimotercer Mes	78,387,741.72	69,313,337.02	9,074,404.70	13.1
8	5115200000 Decimocuarto Mes	111,323,083.44	111,747,415.22	-424,331.78	-0.4
8	5116000000 Vacaciones	136,534,136.79	143,359,051.58	-6,824,914.79	-4.8
8	5117200000 Imprensa	596,182.29	514,955.47	81,226.82	15.8
8	5117500000 Contribuciones para Seguro Social	20,361,563.72	20,716,225.98	-354,662.26	-1.7
8	5117600000 Contribuciones al Instituto Nacional de Formación	9,902,210.25	12,787,619.30	-2,885,409.05	-22.6
8	5117900000 Otras Contribuciones Patronales (Fondo de Prestaci	175,655,295.71	93,748,714.82	81,906,580.89	87.4
8		1,451,802,958.02	1,333,698,244.74	118,104,713.28	8.9
10	5121000000 Sueldos Básicos	89,104,798.63	66,335,813.05	22,768,985.58	34.3
10	5122000000 Jornales	2,511,904.55	0	2,511,904.55	
10	5124100000 Decimotercer Mes	7,943,346.32	3,806,543.59	4,136,802.73	108.7
10	5124200000 Decimocuarto Mes	9,863,522.05	5,961,952.75	3,901,569.30	65.4
10	5125500000 Contribuciones para Seguro Social	2,380,523.53	1,846,239.22	534,284.31	28.9
10	5125600000 Contribuciones al Instituto Nacional de Formación	857,827.07	1,430,278.13	-572,451.06	-40
10		112,661,922.15	79,380,826.74	33,281,095.41	41.9
12	5141000000 Horas Extraordinarias	58,979,753.92	56,822,428.22	2,157,325.70	3.8
12		58,979,753.92	56,822,428.22	2,157,325.70	3.8
32	5161000000 Beneficios Contrato Colectivo	40,343,190.97	31,370,804.30	8,972,386.67	28.6
32	5162000000 Compensaciones	309,006,187.58	237,990,074.75	71,016,112.83	29.8
32		349,349,378.55	269,360,879.05	79,988,499.50	29.7
30	*510000000 SERVICIOS PERSONALES	1,972,794,012.64	1,739,262,378.75	233,531,633.89	13.4
33	5211100000 Energía Interna Consumida (No Afecta Presupuesto)	39,373,426.35	37,486,717.05	1,886,709.30	5
33	5211200000 Crédito energía autogenerada	20,147,614.31	747,368,836.22	-727,221,221.91	-97.3
33	5212000000 Agua	1,693,907.72	1,249,590.45	444,317.27	35.6
33	5212100000 Serv. Agua Consumido (No Afecta Presupuesto)	80,575.58	114,302.99	-33,727.41	-29.5
33	5212200000 Comp alquiler de edificio,vivienda y locales	0	1,917,234.21	-1,917,234.21	-100
33	5214100000 Correo Postal	360	0	360	
33	5214200000 Telefonía Fija	17,366,649.55	179,935.33	17,186,714.22	9,551.60
33		78,662,533.51	788,316,616.25	-709,654,082.74	-90

Posición	Texto p.posición balance/PyG	TotPerInf	TotPerComp	Desv.abs.	Desv.rel.
34	522100000 Alquiler de Edificios, Viviendas y Locales	5,409,832.28	33,441,159.21	-28,031,326.93	-83.8
34	522210000 Alquiler de Equipos y Maquinarias de Producción	100,955,539.32	91,220,644.76	9,734,894.56	10.7
34	522220000 Alquiler de Equipos de Transporte, Tracción y Elev	1,945,318.53	1,008,400.00	936,918.53	92.9
34	522300000 Alquiler de Tierras y Terrenos	964,983.67	2,435,496.00	-1,470,512.33	-60.4
34		109,275,673.80	128,105,699.97	-18,830,026.17	-14.7
35	523100000 Mantenimiento y Reparación de Edificios y Locales	1,289,644.14	1,024,197.42	265,446.72	25.9
35	523200000 Mantenimiento y Reparación de Equipos y Medios de	3,561,284.63	3,507,566.03	53,718.60	1.5
35	523310000 Mantenimiento y Reparación de Equipos y Maquinaria	18,286,888.36	2,213,650.00	16,073,238.36	726.1
35	523320000 Mantenimiento y Reparación de Equipos de Tracción	94,935.00	230,000.00	-135,065.00	-58.7
35	523330000 Mantenimiento y Reparación de Equipos Sanitarios y	55,200.00	48,300.00	6,900.00	14.3
35	523350000 Mantenimiento y Reparación de Equipo para Computac	21,929.71	64,000.00	-42,070.29	-65.7
35	523360000 Mantenimiento y Reparación de Equipo de Oficina y	40,554.11	6,900.00	33,654.11	487.7
35	523370000 Mantenimiento y Reparación de Equipos de Comunicac	0	20,000.00	-20,000.00	-100
35	523390000 Mantenimiento y Reparación de Otros Equipos	1,550,091.73	412,380.00	1,137,711.73	275.9
35	523400000 Mantenimiento y Reparación de Sistemas Eléctricos	22,620,174.11	16,097,964.21	6,522,209.90	40.5
35	523500000 Limpieza, Aseo y Fumigación	1,395,073.91	5,385,274.21	-3,990,200.30	-74.1
35	523600000 Mantenimiento de Sistemas Informáticos	0	1,029,651.23	-1,029,651.23	-100
35		48,915,775.70	30,039,883.10	18,875,892.60	62.8
36	524200000 Estudios, Investigaciones y Análisis de Factibilidad	1,605,500.00	941,731.45	663,768.55	70.5
36	524500000 Servicios de Capacitación	2,055,293.49	1,556,148.72	499,144.77	32.1
36	524600000 Servicios de Informática y Sistemas Computarizados	2,313,820.90	1,542,547.36	771,273.54	50
36	524710000 SERV. CONSULTORIA GESTION ADMINISTRVA. FINAC. Y ACT	3,878,152.93	446,163.98	3,431,988.95	769.2
36	524720000 SERVICIOS CONSULTORIA MONITOREO Y EVALUACION	0	873,461.76	-873,461.76	-100
36		9,852,767.32	5,360,053.27	4,492,714.05	83.8
37	525100000 Servicio de Transporte	4,553,342.21	6,250,504.42	-1,697,162.21	-27.2
37	525300000 Servicio de Imprenta, Publicaciones y Reproduccion	2,083,797.05	3,453,464.89	-1,369,667.84	-39.7
37	525400000 Primas y Gastos de Seguro	47,474,737.56	3,203,917.81	44,270,819.75	1,381.80
37	525500000 Comisiones y Gastos Fiduciarios Banco Atlantida	0	254,330.00	-254,330.00	-100
37	525510000 Comisiones y Gastos Fid. Banco Ficohsa	21,834,154.39	31,668,677.07	-9,834,522.68	-31.1
37	5255210000 COMISIONES Y GASTOS FIDUCIARIOS BANCO LAFISE	16,176,305.36	16,161,871.42	14,433.94	0.1
37	525530000 Comisiones y Gastos por servicios bancarios	8,675,391.90	16,154,875.84	-7,479,483.94	-46.3
37	5255420000 COMISIONES BONOS VGE 2021	34,958,598.91	12,663,164.07	22,295,434.84	176.1
37	5255510000 Comisiones y Gastos Servicios Bancarios RBCP 2016	4,874,823.67	6,053,018.58	-1,178,194.91	-19.5
37	5255650000 COMISIÓN BCH VGE-2019	20,005,573.71	26,229,177.70	-6,223,603.99	-23.7
37	5255660000 Comisión Admón. BCH - Bonos VGE - 2020	18,684,958.95	20,953,356.17	-2,268,397.22	-10.8
37	5255900000 EMPRESA ENERGIA HONDURAS (E. E. H.)	2,069,703,367.50	3,525,732,687.60	-1,456,029,320.10	-41.3
37	5255910000 EMPRESA SUPERVISORA EMPRESA ENERGIA HONDURAS (EEH)	8,190,348.24	37,539,007.14	-29,348,658.90	-78.2
37	5255920000 Asociacion Operador del Sistema Electrico ODS	79,310,115.71	0	79,310,115.71	
37	5255930000 UNIDAD TECNICA DE CONTROL DE REDISTRIBUC (UTCD)	1,086,613,801.01	0	1,086,613,801.01	
37	5255940000 EMPRESA ASESORA CEMSA	2,897,801.41	0	2,897,801.41	
37	5255950000 ASESOR TECNICO INTERNACIONAL UTCD	4,924,908.11	0	4,924,908.11	
37	5256000000 Publicidad y Propaganda	896,145.38	387,869.24	508,276.14	131
37	5257000000 Servicio de Internet	370.48	54,625.00	-54,254.52	-99.3
37	5258000000 Gasto por Diferencial Cambiario	5,110,649.13	7,072,655.10	-1,962,005.97	-27.7
37	5259000000 Otros Servicios Comerciales y Financieros	24,364,792.94	152,400.00	24,212,392.94	15,887.40
37	5995000000 GASTOS PROGRAMA NACIONAL REDUCCION PERDIDAS	873,469,007.41	0	873,469,007.41	
37		4,334,802,991.03	3,713,985,602.05	620,817,388.98	16.7
38	5261100000 Pasajes Nacionales	1,490,287.58	1,240,666.00	249,621.58	20.1
38	5261200000 Pasajes al Exterior	1,189,562.51	245,773.61	943,788.90	384
38	5262100000 Viáticos Nacionales	13,915,846.84	10,495,829.28	3,420,017.56	32.6
38	5262200000 Viáticos al Exterior	1,115,659.46	292,117.83	823,541.63	281.9
38		17,711,356.39	12,274,386.72	5,436,969.67	44.3
39	5271200000 Impuestos y Tasas Municipales	2,540.33	0	2,540.33	
39	5271210000 Impuesto sobre Industria, Comercio y Servicios	2,110.00	150,000.00	-147,890.00	-98.6
39	5271290000 Impuestos Municipales Varios	3,806,595.62	0	3,806,595.62	
39	5272100000 Tasas	59,298.00	2,278,940.02	-2,219,642.02	-97.4
39	5273000000 Multas y Recargos	25,476.67	12,843.69	12,632.98	98.4
39	5275000000 Gastos Judiciales	1,175,000,003.76	1,834,079,728.34	-659,079,724.58	-35.9
39		1,178,896,024.38	1,836,521,512.05	-657,625,487.67	-35.8
40	5291000000 Ceremonial y Protocolo	3,536,931.08	1,000,389.11	2,536,541.97	253.6
40	5292000000 Servicios de Vigilancia	76,011,747.90	6,565,243.13	69,446,504.77	1,057.80
40		79,548,678.98	7,565,632.24	71,983,046.74	951.4
43	*5200000000 SERVICIOS NO PERSONALES	5,857,665,801.11	6,522,169,385.65	-664,503,584.54	-10.2
41	5311000000 PRODUCTOS ALIMENTICIOS Y BEBIDAS	1,929,669.11	691,980.61	1,237,688.50	178.9
41	5314100000 Productos Agrícolas	45,550.00	44,585.00	965	2.2
41	5314200000 Productos Forestales	20,000.00	10,000.00	10,000.00	100
41	5315000000 Madera, Corcho y sus Manufacturas	1,566,760.22	3,393,975.68	-1,827,215.46	-53.8
41		3,561,979.33	4,140,541.29	-578,561.96	-14
42	5321000000 Hilados y Telas	254,474.97	242,053.76	12,421.21	5.1
42	5322000000 Confecciones Textiles	30,718.79	39,353.91	-8,635.12	-21.9
42	5323100000 Prendas de Vestir	19,500.00	837.65	18,662.35	2,227.90
42		304,693.76	282,245.32	22,448.44	8
44	5331000000 Papel de Escritorio	298,205.77	156,870.51	141,335.26	90.1
44	5333000000 Productos de Artes Gráficas	573,134.25	376,942.79	196,191.46	52
44	5334000000 Productos de Papel y Cartón	16,726.68	28,810.57	-12,083.89	-41.9
44	5335000000 Libros, Revistas y Periódicos	1,424,808.85	1,463,007.41	-38,198.56	-2.6
44	5337000000 Especies Timbradas y Valores	74,675.00	57,750.00	16,925.00	29.3
44		2,387,550.55	2,083,381.28	304,169.27	14.6
45	5341000000 Cueros y Pieles	0	3,000.00	-3,000.00	-100
45	5342000000 Artículos de Cuero	15,921.43	21,532.44	-5,611.01	-26.1
45	5343000000 Artículos de Caucho	28,864.00	39,000.00	-10,136.00	-26
45	5344000000 Llantas y Cámaras de Aire	2,691,177.31	2,157,855.17	533,322.14	24.7
45		2,735,962.74	2,221,387.61	514,575.13	23.2
46	5351000000 Productos Químicos	3,555,448.37	1,833,646.40	1,721,801.97	93.9
46	5352100000 Productos Farmacéuticos y Medicinales Varios	2,151,259.09	2,841,958.40	-690,699.31	-24.3
46	5353000000 Abonos y Fertilizantes	260,000.46	340,066.38	-80,065.92	-23.5
46	5354000000 Insecticidas, Fumigantes y Otros	202,111.49	473,637.54	-271,526.05	-57.3
46	5355000000 Tintas, Pinturas y Colorantes	1,903,713.64	1,268,462.24	635,251.40	50.1
46	5356100000 gasolina	1,764,865.20	1,865,132.18	-100,266.98	-5.4
46	5356200000 Diesel	15,114,099.10	14,748,237.18	365,861.92	2.5
46	5356400000 Gas LPG	3,420.25	408	3,012.25	738.3
46	5356500000 Aceites y Grasas Lubricantes	3,885,469.55	3,230,401.09	655,068.46	20.3

Posición	Texto p.posición balance/PyG	TotPerInf	TotPerComp	Desv.abs.	Desv.rel.
46	5356600000 Bunker	1,658,667.20	0	1,658,667.20	
46	5358000000 Productos de Material Plástico	451,798.86	406,147.68	45,651.18	11.2
46	5359300000 Prod Quim Uso perosnal	0	1,000.00	-1,000.00	-100
46		30,950,853.21	27,009,097.09	3,941,756.12	14.6
47	5361000000 Productos Ferrosos	1,392,939.54	1,880,812.76	-487,873.22	-25.9
47	5362000000 Producto no ferroso	63,541.49	0	63,541.49	
47	5363000000 Estructuras Metálicas Acabadas	825,658.46	14,226,962.40	-13,401,303.94	-94.2
47	5364000000 Herramientas Menores	3,086,342.59	2,106,136.65	980,205.94	46.5
47	5365000000 Material de guerra y seguridad	1,084,835.52	659,921.37	424,914.15	64.4
47	5369200000 Accesorios de metal	160,195.00	279.02	159,915.98	57,313.40
47	5369300000 Gasto por Elementos de Ferrería	7,056,331.87	5,547,930.56	1,508,401.31	27.2
47		13,669,844.47	24,422,042.76	-10,752,198.29	-44
48	5371000000 Productos de Arcilla y Cerámica	338,891.99	196,673.30	142,218.69	72.3
48	5372000000 Productos de Vidrio	53,740.23	0	53,740.23	
48	5373000000 Productos de Loza y Porcelana	32,481.65	45,698.20	-13,216.55	-28.9
48	5374000000 Productos de Cemento, Asbesto y Yeso	152,848.30	56,500.00	96,348.30	170.5
48	5375000000 Cemento, Cal y Yeso	731,789.69	436,631.81	295,157.88	67.6
48	5376000000 Productos artesanales no metalicos	200,000.00	0	200,000.00	
48	5378000000 PIEDRA, ARCILLA Y ARENA	7,500.00	77,300.00	-69,800.00	-90.3
48	5379100000 Productos aislantes	45,138.50	19,207.50	25,931.00	135
48		1,562,390.36	832,010.81	730,379.55	87.8
49	5384000000 Piedra, Arcilla y Arena	419,571.21	368,046.00	51,525.21	14
49		419,571.21	368,046.00	51,525.21	14
50	5391000000 Elementos de Limpieza y Aseo Personal	1,644,845.68	1,040,243.79	604,601.89	58.1
50	5392000000 Utiles de Escritorio, Oficina y Enseñanza	4,987,809.17	4,019,608.91	968,200.26	24.1
50	5393000000 Utiles y Materiales Eléctricos	23,405,910.74	138,642,185.76	-115,236,275.02	-83.1
50	5394000000 Utensilios de Cocina y Comedor	52,150.00	117,063.11	-64,913.11	-55.5
50	5396000000 Repuestos y Accesorios	35,963,579.95	39,845,887.20	-3,882,307.25	-9.7
50	5397000000 CARGOS FIJOS ENERGIA TERMICA	11,725,834,903.77	14,949,894,387.08	-3,224,059,483.31	-21.6
50	5397100000 CARGOS POR ENERGIA TERMICA	0	25,503,368.67	-25,503,368.67	-100
50	5397200000 FACTURAS COMPRA ENERGIA EXTERNA	-887,470,016.36	757,463,346.63	-1,644,933,362.99	-217.2
50	5397310000 AUTOGENERADA	0.14	4.51	-4.37	-96.9
50	5397500000 FALLAS POR TRANSACCIONES DE ENERGIA EOR	11,077,107.06	5,750,640.02	5,326,467.04	92.6
50	5397600000 CARGOS POR SERVICIO DE ENLACE EOR	66,852,332.51	117,076,911.49	-50,224,578.98	-42.9
50	5397610000 SERVICIOS DE OPERACION DEL SISTEMA EOR	30,220,149.56	35,819,178.23	-5,599,028.67	-15.6
50	5397620000 CARGOS POR REGULACION	13,656,564.48	15,188,733.05	-1,532,168.57	-10.1
50	5397700000 COMPRA ENERGIA POR CND	8,391,694,098.60	2,907,987,507.00	5,483,706,591.60	188.6
50	5397800000 CARGOS FIJOS ENERGIA RENOVABLE	11,854,220,001.37	11,524,297,778.97	329,922,222.40	2.9
50	5397810000 CARGOS POR ENERGIA RENOVABLE	0	42,505,614.45	-42,505,614.45	-100
50	5399100000 Gastos de Materiales Proyecto FOSODE	725,464.86	7,263,836.06	-6,538,371.20	-90
50	5399200000 Gastos de Materiales Proyecto Fondos Nordicos	0	9,838,062.61	-9,838,062.61	-100
50	5399500000 Gastos de Materiales Proyecto A. M. R.	132,066.40	70,012.35	62,054.05	88.6
50	5399600000 GASTOS FINANCIEROS INVERSION E.E.H	6,627,371.74	4,418,247.92	2,209,123.82	50
50		31,279,624,339.67	30,586,742,617.81	692,881,721.86	2.3
76	5991000000 Diferencial en el redondeo	0	0.01	-0.01	-100
76		0	0.01	-0.01	-100
54	*5300000000 MATERIALES Y SUMINISTROS	31,335,217,185.30	30,648,101,369.98	687,115,815.32	2.2
51	5411200000 Para construccion de Bienes en Dominio Público	0	30,620.57	-30,620.57	-100
51	5411300000 Tierras predios y solares	615,212.98	1,218,590.00	-603,377.02	-49.5
51	5412300000 Viviendas Populares	0	1,288,184.80	-1,288,184.80	-100
51		615,212.98	2,537,395.37	-1,922,182.39	-75.8
62	5421200000 Equipos Varios de Oficina	0	7,187.50	-7,187.50	-100
62	5425100000 Equipo de Comunicación	3,080,000.00	0	3,080,000.00	
62	5426000000 Equipos para Computación	1,360,000.00	8,901.14	1,351,098.86	15,178.90
62	5428000000 Herramientas Mayores	0	377,271.20	-377,271.20	-100
62	5429000000 Equipos para Electrificación (Medidores, Transform	30,708,794.17	2,825,297.13	27,883,497.04	986.9
62		35,148,794.17	3,218,656.97	31,930,137.20	992
65	5451000000 Aplicaciones Informáticas	9,433,896.41	2,029,090.13	7,404,806.28	364.9
65		9,433,896.41	2,029,090.13	7,404,806.28	364.9
67	5471100000 Constucciones y mejoras de bienes en Dom Privado	0	1,132.69	-1,132.69	-100
67	5472100000 Construcciones y mejoras de bienes Dom Publico	115,464,599.85	62,671,247.32	52,793,352.53	84.2
67	5472200000 Suprvisión construcciones mejoras Bie Dom Publi	66,251,422.32	36,259,855.00	29,991,567.32	82.7
67		181,716,022.17	98,932,235.01	82,783,787.16	83.7
55	*5400000000 ADICIONES Y REPARACIONES	226,913,925.73	106,717,377.48	120,196,548.25	112.6
92	5912100000 Depreciacion Edificios Locales	6,082,286.14	6,095,233.45	-12,947.31	-0.2
92		6,082,286.14	6,095,233.45	-12,947.31	-0.2
93	5921100000 Depreciacion Muebles varios de Oficina	1,059,161.75	1,121,337.94	-62,176.19	-5.5
93	5921200000 Depreciacion Equipos varios de Oficina	244,455.93	452,655.91	-208,199.98	-46
93	5921300000 Depreciacion Muebles para alojamiento	314,918.40	187,483.87	127,434.53	68
93	5921400000 Depreciacion Electrodomesticos	107,823.14	146,764.65	-38,941.51	-26.5
93	5922700000 Depreciacion Maquinaria y equipo de produccion	561,924,853.06	562,129,865.89	-205,012.83	0
93	5923100000 Depreciacion Equipo Transporte Terrestre	11,042.31	4,600.96	6,441.35	140
93	5923400000 Depreciacion Equipo de elevacion y traccion	21,859.20	21,859.20	0	0
93	5924100000 Depreciacion Equipo Medico y Sanitario	22,433.59	3,469.00	18,964.59	546.7
93	5924200000 Depreciacion Equipo de laboratorio Medico	37,951.47	21,714.37	16,237.10	74.8
93	5924300000 Depreciacion Equipo de laboratorio No Medico	472,653.34	430,549.03	42,104.31	9.8
93	5925100000 Depreciacion Equipo de Comunicacion	689,656.37	415,871.96	273,784.41	65.8
93	5925200000 Depreciacion Equipo de Señalamiento	572,342.07	121,131.56	451,210.51	372.5
93	5926000000 Depreciacion Equipo de Computacion	7,075,576.65	5,402,631.52	1,672,945.13	31
93	5927100000 Depreciacion Muebles y equipos Educativos	46,587.08	36,932.28	9,654.80	26.1
93	5927200000 Depreciacion Equipos Recreativos y Deportivos	2,348.99	286.16	2,062.83	720.9
93	5928000000 Depreciacion Herramientas Mayores	5,480,353.03	3,640,511.76	1,839,841.27	50.5
93		578,084,016.38	574,137,666.06	3,946,350.32	0.7
97	5962000000 Depreciacion Computadoras Portatiles	193,312.44	167,719.69	25,592.75	15.3
97		193,312.44	167,719.69	25,592.75	15.3
61	*DEPRECIACION Y AMORTIZACION	584,359,614.96	580,400,619.20	3,958,995.76	0.7
87	5712130000 Gasto por Intereses Bonos RBCP-2016	212,028,834.94	123,354,644.64	88,674,190.30	71.9
87	5712150000 GASTO POR INTERESES BONO SOBERANO	988,465,039.48	1,071,495,010.42	-83,029,970.94	-7.7
87	5712151000 GASTO POR INTS. BONO SOBERANO 2020	835,212,497.75	826,739,310.45	8,473,187.30	1
87	5712170000 GASTO POR INTS BONOS VGE - 2019	582,189,129.86	570,677,303.52	11,511,826.34	2
87	5712180000 GASTO AMORT. DESCOTOS OTORGADOS EMIS BONO VGE-2019	1,972,027.72	2,576,721.75	-604,694.03	-23.5
87	5712190000 GASTO POR INTERESES CHINA Ptamo. No. 6021583003	90,643,305.23	43,685,147.23	46,958,158.00	107.5

Posición	Texto p.posición balance/PyG	TotPerInf	TotPerComp	Desv.abs.	Desv.rel.
87	5712200000 Intereses por Préstamos del Sector Privado	6,907,166.18	-5,399,724.70	12,306,890.88	227.9
87	5712210000 GTO. X INTS. FICOSHA DOCTOS DESCONTA A PROVEEDORES	147,831,944.25	181,270,832.73	-33,438,888.48	-18.4
87	5712230000 Gasto por Amortización Descuento Bonos VGE - 2020	5,590,839.44	5,600,829.04	-9,989.60	-0.2
87	5712240000 Gto. por Intereses Bonos VGE - 2020	363,785,761.86	329,223,941.18	34,561,820.68	10.5
87	5712250000 Gto. por Intereses Bonos VGE - 2021	447,615,809.28	144,884,005.08	302,731,804.20	208.9
87	5712260000 AMORTIZAC. DESCTO. BONOS VGE-2021	800,975.64	888,949.36	-87,973.72	-9.9
87	5712260002 AMORT. DESCTO. VGE-2021/ ISIN 103-1 Y 109-8	10,246,086.04	334,616.97	9,911,469.07	2,962.00
87	5712270001 AMORT DESCTO VGE-2023 ISIN 1205 Y 1163	262,364.45	0	262,364.45	
87	5712270002 GASTO POR INTERESES CORRIDOS BONOS VGE-2023	2,756,250.00	0	2,756,250.00	
87	5712300000 Intereses por Préstamos de la Administración Centr	31,493,732.27	41,193,023.63	-9,699,291.36	-23.5
87	5712800000 Gastos por Com. e Intereses Conv. Subsidiarios BID	124,179,128.66	67,727,798.37	56,451,330.29	83.4
87	5712810000 Gasto Com. Convenio Subsidiario IDA 4536-HO	2,550,304.60	3,080,055.47	-529,750.87	-17.2
87	5712820000 Gastos Ints. y Comisiones Ptmo. Subs. Jica HO-P6	1,269,160.95	124,319.11	1,144,841.84	920.9
87	5713000000 Comisiones y Otros Gastos de la Deuda Pública Inte	32,274.11	49,421.98	-17,147.87	-34.7
87		3,855,832,632.71	3,407,506,206.23	448,326,426.48	13.2
89	5732000000 Intereses de la Deuda Pública Externa a Corto Plaz	360,047,711.13	267,808,162.80	92,239,548.33	34.4
89		360,047,711.13	267,808,162.80	92,239,548.33	34.4
91	5762000000 Perdida en moneda eXtranjera	557,264,705.30	1,026,536,575.18	-469,271,869.88	-45.7
91	5762100000 Perdida en Correccion monetaria	0	138.76	-138.76	-100
91	5762300000 Perdida en cambio de moneda MER	0	-382,010.50	382,010.50	100
91	5762400000 Perdida conversión monetaria	21,188.53	2,499,658.84	-2,478,470.31	-99.2
91	5762500000 Perdida cambio de moneda EPR	1,043,321.26	2,511,244.69	-1,467,923.43	-58.5
91		558,329,215.09	1,031,165,606.97	-472,836,391.88	-45.9
58	*5710000000 SERVICIO DE LA DEUDA PUBLICA	4,774,209,558.93	4,706,479,976.00	67,729,582.93	1.4
68	5512310000 Gastos Diferencias en Recaudaciones Bancos	-0.2	-22.45	22.25	99.1
68	5512400000 Beneficios Especiales	0	549,483.00	-549,483.00	-100
68		-0.2	549,460.55	-549,460.75	-100
69	5521200000 Transferencias y Donaciones a Instituciones Descen	100,000.00	0	100,000.00	
69		100,000.00	0	100,000.00	
70	5533100000 Transferencias Organismos Internacionales-Cuotas O	84,229,375.68	86,987,538.73	-2,758,163.05	-3.2
70		84,229,375.68	86,987,538.73	-2,758,163.05	-3.2
56	*5500000000 TRANSFERENCIAS Y DONACIONES	84,329,375.48	87,536,999.28	-3,207,623.80	-3.7
100	5701060000 Ajuste por Impugnación Tomas Fisicas de Inventario	27,024.62	215,729.33	-188,704.71	-87.5
100		27,024.62	215,729.33	-188,704.71	-87.5
72	5701020000 Revalorización	31,666.92	-0.01	31,666.93	*6669300.0
72		31,666.92	-0.01	31,666.93	*6669300.0
73	5701030000 Diferencia en el Precio de Compra	1,173,749.47	493,535.10	680,214.37	137.8
73		1,173,749.47	493,535.10	680,214.37	137.8
112		1,232,441.01	709,264.42	523,176.59	73.8
60	5900041000 Prv para Cta de Dudoso Cobro Abonad residenciales	602,909,099.45	331,209,792.37	271,699,307.08	82
60	5900042000 Prv para Cta de Dudoso Cobro Abonad industriales	8,880,838.92	2,697,325.13	6,183,513.79	229.2
60	5900043000 Prv para Cta de Dudoso Cobro Abonad comerciales	168,734,814.86	210,082,009.26	-41,347,194.40	-19.7
60	*PERDIDAS	780,524,753.23	543,989,126.76	236,535,626.47	43.5
53	*TOTAL GASTOS SERVICIOS PUBLICOS ENERGIA	45,617,246,668.39	44,935,366,497.52	681,880,170.87	1.5
14	*TOTAL	5,717,983,451.84	6,012,833,895.37	-294,850,443.53	-4.9
3		-5,717,983,451.84	-6,012,833,895.37	294,850,443.53	4.9
2	1112012206 MANEJO INTEGRAL LAGO DE YOJOA FONDO EXTERNO DOLAR	231.2	284,192.65	-283,961.45	-99.9
2	1112101201 TRANSMISION DOLARES	0	628,471.59	-628,471.59	-100
2	1112111201 GERENCIA CENTRAL-DÓLARES	65,938,093.80	18,716,371.82	47,221,721.98	252.3
2	1112111202 GENERACION ENERGIA ELECTRICA DOLARES	4,540,233.42	6,574,519.44	-2,034,286.02	-30.9
2	1112111203 Apoyo Integración al Mercado Electrico Regional	8,661.80	8,661.80	0	0
2	1112111204 GENERACION EUROS	255,551.14	43,031.00	212,520.14	493.9
2	1112111207 GERENCIA CENTRAL EUROS	26,355.30	23,918.10	2,437.20	10.2
2	1112111333 CUENTA UNICA MONEDA EXTRA	1.73	1.72	0.01	0.6
2	1112111802 LIBRETA GERENCIA 10 EUROS	348,553.85	365,988.62	-17,434.77	-4.8
2	1112112106 AP PRO NAC TRANSMISION E E DOLARES FONDO EXT4598	-1,603,562.95	0	-1,603,562.95	
2	1112112203 APOY DES SOST ENERGIA RENOV EN HONDURAS DOLARES	-171,981.21	0	-171,981.21	
2	1112112205 PROG ELECT RURAL LUGARES AISLADOS DOLARES	3,121,006.45	0	3,121,006.45	
2	1112121101 GERENCIA ADMINISTRATIVA DE FONDOS BCH	17,359,708.50	0	17,359,708.50	
2	1112171202 GERENCIA DE DISTRIBUCION RECURSOS PROPIOS DOLARES	69,522,912.16	23,989,444.54	45,533,467.62	189.8
2	1112171301 VALORES GUBERNAMENTALES ENEE DOLARES	41,623,568.20	0	41,623,568.20	
2	1112201101 ACTIVOS PROGRAMA NACIONAL REDUCCIÓN PERDIDAS	1,526,554,164.93	3,809,276,913.15	-2,282,722,748.22	-59.9
2	1112201301 TRANSMISION ENERGIA ELECTRIC-CREDITO INTERNO	21,000.00	21,000.00	0	0
2	1112211058 Cuenta Puente BCH-ENEE 3230001000006-8	15,807,336.00	16,259,720.72	-452,384.72	-2.8
2	1112211185 LIBRETA INGRESOS BANCO CENTRAL DE HONDURAS	1,818,773.53	1,830,221.82	-11,448.29	-0.6
2	1112211203 GERENCENTRAL FONDOS PRO	54,897,832.40	837,389,747.05	-782,491,914.65	-93.4
2	1112211206 TRANSMISION ENERGIA FONDOS PROPIOS	8,025,481.21	8,440,677.59	-415,196.38	-4.9
2	1112211290 REHAB Y REPOTENCIAC CAÑAVERAL RIO LIN BID 3435 CON	-430,206.95	211,325.54	-641,532.49	-303.6
2	1112212105 REHAB. Y REPONTEC. COMP. HIDRO. CAÑAVERAL RIO LIND	4,492,330.15	0.15	4,492,330.00	*4886666.7
2	1112212106 AP PRO NAC TRANSMISION E E LEMPIRAS FONDOS EX 4598	389,359.92	308,168.38	81,191.54	26.3
2	1112212109 RENOV CENTRAL HID FCO MORAZANP/FAC INT ENERG F EXT	0.07	0	0.07	
2	1112212203 APOY DES SOST ENERGIA RENOV EN HONDURAS LEMPIRAS	0	0.33	-0.33	-100
2	1112212204 APOYO INTEGRACION ACCIONES ENERGETICAS LEMPIRAS	0	0.12	-0.12	-100
2	1112212205 PROG ELECT RURAL LUGARES AISLADOS LEMPIRAS	595,581.96	0.08	595,581.88	*4477350.0
2	1112212206 MANEJO INTEGRAL LAGO YOJOA FONDO EXTERNO LEMPIRAS	0	14,624.26	-14,624.26	-100
2	1112216121 SUB-GERENCIA NOR-OCCIDENT	126,270.00	126,270.00	0	0
2	1112219121 GENERACENERGIA ELECT F	8,355,246.46	8,570,628.85	-215,382.39	-2.5
2	1112221101 FONDOS APOYO BCH PARA TRANSMISION	751,075.78	0	751,075.78	
2	1112221202 RECAUD INGRESOS POR RETENCION	1,349,020.75	106,981.77	1,242,038.98	1,161.00
2	1112221206 AP PRO NAC TRANSMISION E E LEMPIRAS FONDO PRO 4598	-122,088.57	0.08	-122,088.65	*610812.5-
2	1112271101 GERENCIA DE DISTRIBUCION TESORO GENERAL REPUBLICA	1,588,959.92	0	1,588,959.92	
2	1112271201 SUBGERENCIA NOROCCIDENTE - FONDOS PROPIOS	48,933.78	979,704.07	-930,770.29	-95
2	1112271202 SUBGERENCIA CENTRO SUR -FONDOS PROPIOS	44,284.61	0	44,284.61	
2	1112271203 SUBGERENCIA LITORAL ATLANTICO - FONDOS PROPIOS	180,009.87	186,535.00	-6,525.13	-3.5
2	1112271204 GERENCIA DE DISTRIBUCION RECURSOS PROPIOS	12,343,591.51	5,822,817.14	6,520,774.37	112
2	1112271205 GERENCIA DE DISTRIBUCION - CREDITO NACIONAL	0	6,000.06	-6,000.06	-100
2	1112271303 SUBGERENCIA LITORAL ATLANTICO - CREDITO INTERNO	42	42	0	0
2	1112291202 CONVENIO LINEA DE CREDITO ICBC EN LEMPIRAS	3,864,049.62	178,426.84	3,685,622.78	2,065.60
2	1112292201 CONV GOB CHINA (TAIWAN) Y GOB HONDURAS LEMPIRAS	0	60,842.69	-60,842.69	-100
2	1112300000 Instituciones Financieras Recaudadoras	106,126,708.13	427,580,108.03	-321,453,399.90	-75.2
2	1112320000 Cooperativas	628,431.98	3,176,445.45	-2,548,013.47	-80.2
2	1112500206 RECAUDACION 47.76% SISTEMA BANCARIO NIVEL NACIONA	189,012,905.23	-23.77	189,012,929.00	*5174291.1

Posición	Texto p.posición balance/PyG	TotPerInf	TotPerComp	Desv.abs.	Desv.rel.
2	1112511000 AGENTE FIDUCIARIO FICOHSA	114,501,705.86	0.5	114,501,705.36	*0341072.0
2	1112533000 AGENTE FIDUCIARIO BANCO LAFISE	70,105,489.87	-148,134.85	70,253,624.72	47,425.50
2	1112610301 PROYECTOS ENERGIA RENOV M N	851,733.16	271,389.77	580,343.39	213.8
2	1112610900 APOYO A LA INTEG. DE HONDURAS	0	0.06	-0.06	-100
2	1121310000 ACCIONES Y VALORES Empresa Proprietaria de la RED	160,233,450.00	159,885,700.00	347,750.00	0.2
2	1121320000 ACCIONES Y VALORES REDCA	6,080,918.03	6,080,918.03	0	0
2	1131111000 CXC Abonad Residenciales Centro Sur	3,928,707,964.06	3,602,315,113.47	326,392,850.59	9.1
2	1131112000 CXC Abonad Residenciales Nor Occidente	4,680,550,971.98	4,326,556,826.50	353,994,145.48	8.2
2	1131113000 CXC Abonad Residenciales Atlántico	1,201,033,048.88	1,096,760,310.51	104,272,738.37	9.5
2	1131121000 CXC Abonad Industriales Centro Sur	303,179,865.89	309,761,568.22	-6,581,702.33	-2.1
2	1131122000 CXC Abonad Industriales Nor Occidente	204,460,944.07	225,261,358.78	-20,800,414.71	-9.2
2	1131123000 CXC Abonad Industriales Atlántico	9,515,530.84	8,059,535.08	1,455,995.76	18.1
2	1131131000 CXC Abonad Comerciales Centro Sur	1,621,495,601.01	1,549,159,438.34	72,336,162.67	4.7
2	1131132000 CXC Abonad Comerciales Nor Occidente	1,417,370,809.92	1,414,317,200.84	3,053,609.08	0.2
2	1131133000 CXC Abonad comerciales Atlántico	353,918,899.89	343,015,772.51	10,903,127.38	3.2
2	1131211000 CXC Sec Publico AbonadGob Central Centro Sur	563,984,484.41	755,645,204.30	-191,660,719.89	-25.4
2	1131212000 CXC Sec Publico AbonadGob Central Nor Occidente	378,058,994.34	373,807,385.77	4,251,608.57	1.1
2	1131213000 CXC Sec Publico AbonadGob Central Atlántico	168,890,306.36	167,118,841.75	1,771,464.61	1.1
2	1131221000 CXC Abonad Sec P Inst Desc y Emp Pub Centro Sur	1,942,224,422.35	1,718,444,926.78	223,779,495.57	13
2	1131222000 CXC Abonad Sec P Inst Desc y Emp P Nor Occidente	460,085,204.05	370,069,730.51	90,015,473.54	24.3
2	1131223000 CXC Abonad Sec P Inst Desc y Emp Pub Atlántico	358,668,469.85	300,639,492.08	58,028,977.77	19.3
2	1131231000 CXC Abonad Municipalidades Sec Publico Centro Sur	386,793,093.53	369,364,739.05	17,428,354.48	4.7
2	1131232000 CXC Abonad Municipalidades Sec P Nor Occidente	557,126,072.18	549,549,208.08	7,576,864.10	1.4
2	1131233000 CXC Abonad Municipalidades Sec Publico Atlántico	8,424,880.78	12,121,238.75	-3,696,357.97	-30.5
2	1131244000 CXC Subsidio Abonados Consumo hasta 75 HWH	286,004,078.39	91,166,675.88	194,837,402.51	213.7
2	1131245000 CXC Subsidio Abonados Consumo hasta 75 HWH N.O.	0	159,286,403.31	-159,286,403.31	-100
2	1131246000 CXC Subsidio Abonados Consumo hasta 75 HWH L.A.	0	3,488,697.56	-3,488,697.56	-100
2	1131251000 SUBSIDIO JUNTAS DE AGUA	1,028,563,812.93	262,297,481.95	766,266,330.98	292.1
2	1131252000 SUBSIDIO JUNTA DE AGUA Nor Occidente	0	607,485,614.43	-607,485,614.43	-100
2	1131253000 SUBSIDIO JUNTA DE AGUA Atlántico	0	7,843,782.56	-7,843,782.56	-100
2	1131280000 CXC GOBIERNO CENTRAL POR DECRETO 77 - 2015	41,729,772.99	38,649,701.17	3,080,071.82	8
2	1131290000 CXC Bono Gob.Abonad. Resid 2018-2019 (0-300 KWH)	542,369,715.83	542,581,287.10	-211,571.27	0
2	1131291000 CXC Bono Gobierno 2021 Abonados (≤ 350 KWH)	380,546,483.77	380,052,574.90	493,908.87	0.1
2	1131350000 CXC DEC. 94-2015 PARA VIDA MEJOR	12,728,765.83	8,249,459.67	4,479,306.16	54.3
2	1131360000 CXC CONDONACION INTERESES DGE 14-2016	107,096.68	107,096.68	0	0
2	1131370000 CXC DECRETO 35-2016 CONDONACIÓN	82,128.08	82,128.08	0	0
2	1131380000 CXC DECRETO 13-2016 EXONERACIÓN	228,160,762.06	159,398,795.00	68,761,967.06	43.1
2	1131390000 CXC DECRETO 171-2016 ORFANATO EMMA	17,418,879.46	13,585,366.44	3,833,513.02	28.2
2	1131400000 CXC DECRETO 265-2002 ORFA LEACH SC	1,242,657.35	949,314.92	293,342.43	30.9
2	1131410000 CXC DECRETO 51-2018 BORRON Y CUENTA NUEVA	626,627,555.28	626,627,555.28	0	0
2	1131420000 CXC CONDONACIÓN INTERESES DGE 129-2017	73,045,570.91	73,045,570.91	0	0
2	1131430000 CXC DECRETO 02-2013 BONO BASILICA DE SUYAPA	11,856,528.70	8,960,866.39	2,895,662.31	32.3
2	1131440000 CXC DESCUENTO TERCERA EDAD	1,442,345,797.77	1,104,005,215.27	338,340,582.50	30.6
2	1131450000 CXC DESCUENTO ASILO DE ANCIANOS	21,277,885.44	16,929,192.58	4,348,692.86	25.7
2	1131460000 CXC AMNISTIA DECRETO 171-2019	279,844,876.11	279,844,876.11	0	0
2	1131470000 CXC CONDONACION DECRETO 171-2019	412,272,197.34	412,272,197.34	0	0
2	1131480000 CXC Condonación deuda a CONAPID decreto 31-2017	1,254,907.67	529,651.05	725,256.62	136.9
2	1131510000 CXC SUBSIDIO DECRETO-2-2022 (CONSUMO ≤ A 150 KWH)	550,444,459.78	22,798,745.34	527,645,714.44	2,314.40
2	1131520000 CXC SUBS. REINT. Y AJUSTE CAMBIO DE TARIFA AÑO2022	415,742,755.26	58,790,436.11	356,952,319.15	607.2
2	1132411100 Faltantes por Cobrar Manejo inventarios en Proceso	4,048,792.68	4,058,640.18	-9,847.50	-0.2
2	1133110000 Faltantes por Cobrar Por manejo de inventarios	51,888,304.93	51,888,304.93	0	0
2	1133200000 Varias cuentas por cobrar	15,615,000.77	15,615,000.77	0	0
2	1133320000 CXC Servicios de Administracion de Rentas (SAR)	54,904,929.32	54,904,929.32	0	0
2	1133350000 Reserva Prestamo Fichsa Revolvente	37,431,512.45	37,431,512.45	0	0
2	1133356000 Embargos Cuentas ENEE/ Juzgados	59,514,614.52	59,514,614.52	0	0
2	1133357000 CTAS. /COBRAR FICOSHA PTMO. BCO. OCCIDENTE	34,106,848.08	34,106,848.08	0	0
2	1133361000 Faltante o reparo Materiales Tegucigalpa	13,808,844.65	13,808,844.65	0	0
2	1133362000 Faltante o reparo Materiales Centro Sur	3,001,807.68	3,001,807.68	0	0
2	1133363000 Faltante o reparo materiales Noroccidente	-423,763.39	-360,694.03	-63,069.36	-17.5
2	1133365200 Faltante Recaudacion Banco Atlantida	31,249,999.91	31,249,999.91	0	0
2	1133371000 Plan medico empleados Tegucigalpa	207,300.12	105,781.90	101,518.22	96
2	1133460000 Desembolsos por Cobrar Prestamos BID	1,246,372,958.01	1,287,583,117.73	-41,210,159.72	-3.2
2	1133463000 Desembolsos por Cobrar SF-China Taiwan	102,055,885.30	102,055,885.30	0	0
2	1133510000 Otras Cuentas X Cobrar Inst. Nicaraguense Energia	247,964,675.01	247,964,675.01	0	0
2	1133520000 Otras cuentas por cobrar IHRE Panama	1,073,760.91	1,073,760.91	0	0
2	1133530000 Otras cuentas por cobrar Roatan Elect Company	26,157,458.45	26,157,458.45	0	0
2	1133540000 Otras cuentas por cobrar EPR SIEPAC BID 2016/BL-HO	83,429,243.43	86,476,640.63	-3,047,397.20	-3.5
2	1133550000 Otras cuentas por cobrar Standard Fruit Cia	88,963,304.96	88,963,304.96	0	0
2	1133570000 Otras C X C Agencia Aduanera Ferrocarril Nacional	619,072.63	619,072.63	0	0
2	1133630000 Retenc. Recaudacion Comisión 1% a B.C.H.Bco. Atlán	743,674.17	743,674.17	0	0
2	1133740000 Reser Capital e Intereses Ptmo. Sindicalizado Bco.	13,633,530.19	13,633,530.19	0	0
2	1133750000 PTAMO SINDICADO II (2018) - LPS. 6,500.0 MILLONES	119,930,170.25	336,876,388.55	-216,946,218.30	-64.4
2	1133760000 Reserva Prestamo \$26.4 MM Banco Ficosha	-83,067,055.03	0	-83,067,055.03	0.6
2	1133770000 DESCUENTOS OTORGADOS EN EMISION DE BONOS VGE - 201	4,916,205.62	6,888,233.34	-1,972,027.72	-28.6
2	1133780000 DESCUENTO OTORGADO EN VTA DE BONOS VGE -2020	19,558,954.02	25,149,793.46	-5,590,839.44	-22.2
2	1133790000 DESCUENTO OTORGADO EN VTA DE BONOS VGE -2021	2,602,131.03	3,403,106.67	-800,975.64	-23.5
2	1133800000 DESCTO S/VGE - 2021 ISIN 103-1 Y 109-8	149,198,851.09	148,262,863.03	935,988.06	0.6
2	1133900000 DESCTO S/VGE-2023 ISIN 1205 Y 1163	106,190,635.55	0	106,190,635.55	0
2	1134110000 Prv para Cta de Dudoso Cobro Abonad residenciales	-7,160,407,180.92	-6,557,498,081.47	-602,909,099.45	-9.2
2	1134120000 Prv para Cta de Dudoso Cobro Abonad industriales	-63,240,154.43	-54,359,315.51	-8,880,838.92	-16.3
2	1134130000 Prv para Cta de Dudoso Cobro Abonad comerciales	-3,365,737,573.41	-3,197,002,758.55	-168,734,814.86	-5.3
2	1134140000 Prv para Cta Dudoso cobro Inst Nica de Energia	-247,964,675.01	-247,964,675.01	0	0
2	1134150000 Prv para cta Dudoso cobro IRHE Panama	-1,073,760.91	-1,073,760.91	0	0
2	1134160000 Prv para Cta Dudoso cobro Roatan Elect Company	-26,157,458.45	-26,157,458.45	0	0
2	1134180000 Prv para Cta Dudoso cobro Estándar Fruit Company	-88,963,304.96	-88,963,304.96	0	0
2	1134220000 Provisión Intereses x Contrato Deuda de Energía	-209,530,424.84	-178,580,697.73	-30,949,727.11	-17.3
2	1134230000 Reserva Comisión Garantía Bancaria	26,578,640.30	26,578,640.30	0	0
2	1134240000 Reserva Sobregiro	42,342,026.95	42,342,026.95	0	0
2	1134250000 Reserva Reembolso de Inversión 2do. Año.	234,384,101.93	99,923,325.41	134,460,776.52	134.6
2	1134260000 Reserva Mano de Obra 2do. Año.	242,066,387.06	195,598,612.84	46,467,774.22	23.8
2	1136110000 Anticipo a proveedores nacionales	722,438.35	6,360,613.91	-5,638,175.56	-88.6
2	1136120000 Anticipos a proveedores eXtranjeros	128,315,009.37	128,315,009.37	0	0


Posición	Texto p.posición balance/PyG	TotPerInf	TotPerComp	Desv.abs.	Desv.rel.
2	1136911000 Anticipo para Gst de Viaje Centro Sur Permanente	55,550.45	61,250.45	-5,700.00	-9.3
2	1136912000 Anticipo para Gst de Viaje Nor Occidente Perm	157,596.87	410,756.94	-253,160.07	-61.6
2	1136913000 Anticipo para Gastos de Viaje Atlántico Permanente	46,475.00	46,475.00	0	0
2	1136914000 Anticipo para Gst de Viaje Centralizada Permanente	129,747.75	145,857.48	-16,109.73	-11
2	1136921000 Anticipo para Gst de Viaje Centro Sur Temporal	23,509.27	23,509.27	0	0
2	1136922000 Anticipo para Gst de Viaje Nor Occidente Temporal	325,395.36	340,703.83	-15,308.47	-4.5
2	1136923000 Anticipo para Gastos de Viaje Atlántico Temporal	-2,712.50	-2,712.50	0	0
2	1136924000 Anticipo para Gst de Viaje Centralizada Temporal	195,527.69	195,527.69	0	0
2	1137100000 Anticipo para Gastos Varios	16,406,979.57	31,948,328.87	-15,541,349.30	-48.6
2	1151000000 Inventario Materiales y Suministros	229,242,571.18	184,185,012.09	45,057,559.09	24.5
2	1152000000 Inventario Materiales y suministros de proyectos	45,549,224.08	46,054,029.25	-504,805.17	-1.1
2	1153000000 Inventario Repuestos	263,071,776.51	265,302,896.07	-2,231,119.56	-0.8
2	1154000000 Inventario Repuestos de Proyectos	19,536,908.24	19,661,374.64	-124,466.40	-0.6
2	1155100000 Inventario combustibles de uso General	43,955,640.27	2,003,105.06	41,952,535.21	2,094.40
2	1155300000 Inventario Combustible de Generacion	161,066,043.44	110,123,663.48	50,942,379.96	46.3
2	1156100000 Gastos y costos X pedidos de materiales y sum	16,299,246.65	0	16,299,246.65	
2	1158200000 PROVISION POR OBSOLECENCIA DE INVENTARIOS	-17,725,342.94	-18,508,394.93	783,051.99	4.2
2	1161260000 Cuentas por Cobrar Anticipo Gastos de Organización	1,250,000.00	1,250,000.00	0	0
2	1162210000 Depósitos en Garantía al MER	145,131,798.86	95,651,669.71	49,480,129.15	51.7
2	1311000000 Costo Histórico Terrenos	509,211,480.64	509,211,480.64	0	0
2	1312000000 Revalúo de Terrenos	41,439,412.79	41,439,412.79	0	0
2	1321000000 Costo Histórico Edificios	139,428,387.04	139,428,387.04	0	0
2	1322000000 Revalúo de Edificios	205,245,859.71	205,245,859.71	0	0
2	1329100000 Depreciación Costo Histórico Edificios	-94,954,132.64	-92,551,541.08	-2,402,591.56	-2.6
2	1329200000 Depreciación Revaluación Edificios	-122,254,845.64	-118,575,151.06	-3,679,694.58	-3.1
2	1341110000 Costo Histórico Generacion Hidrica el Cajon	1,692,206,230.52	1,692,206,230.52	0	0
2	1341120000 Costo Revaluado Generacion Hidrica el Cajon	16,522,041,260.68	16,522,041,260.68	0	0
2	1341131000 Depreciación Costo Histórico Central El Cajón	-1,230,385,136.12	-1,205,130,766.38	-25,254,369.74	-2.1
2	1341132000 Depreciación Revaluación Central El Cajón	-16,200,717,063.30	-16,150,088,808.28	-50,628,255.02	-0.3
2	1341210000 Costo Histórico Central Eléctrica Patuca III	20,585.00	20,585.00	0	0
2	1341231000 Depreciación Costo Histórico Patuca III	-530.71	-275.97	-254.74	-92.3
2	1341310000 Costo Histórico Cañaverl	595,396,977.64	595,073,251.48	323,726.16	0.1
2	1341320000 Costo Revaluado Cañaverl	5,829,787,670.77	5,829,787,670.77	0	0
2	1341331000 Depreciación Costo Histórico Cañaverl	-588,814,143.98	-588,766,925.03	-47,218.95	0
2	1341332000 Depreciación Revaluación Cañaverl	-5,771,489,794.17	-5,771,489,794.17	0	0
2	1341410000 Costo Histórico El Nispero	118,098,851.76	118,098,851.76	0	0
2	1341420000 Costo Revaluado El Nispero	1,156,542,888.24	1,156,542,888.24	0	0
2	1341431000 Depreciación Costo Histórico El Nispero	-116,833,368.04	-116,832,245.20	-1,122.84	0
2	1341432000 Depreciación Revaluación El Nispero	-935,622,538.42	-921,496,193.37	-14,126,345.05	-1.5
2	1341510000 Costo Historico Santa Maria del Real	3,393,548.14	3,393,548.14	0	0
2	1341520000 Costo Revaluado Santa Maria del Real	33,044,082.50	33,044,082.50	0	0
2	1341531000 Depreciacion acumulada Costo Hist Santa Maria Real	-2,795,333.27	-2,758,648.41	-36,684.86	-1.3
2	1341532000 Depreciacion Revaluacion Santa Maria del Real	-32,713,641.68	-32,713,641.68	0	0
2	1342310000 Costo histórico Planta Térmica La Ceiba	106,903,241.94	106,903,241.94	0	0
2	1342320000 Costo Revaluado Planta Térmica La Ceiba	614,047,064.52	614,047,064.52	0	0
2	1342331000 Depreciación Cst H Planta Térmica La Ceiba	-105,604,829.64	-105,575,496.53	-29,333.11	0
2	1342332000 Depreciación Revaluación Planta La Ceiba	-607,906,590.61	-607,906,590.61	0	0
2	1351100000 Costo histórico Líneas y Siss de Transmisión	1,583,103,246.04	1,583,103,246.04	0	0
2	1351200000 Costo Revaluado Líneas y Siss de Transmisión	4,410,342,527.11	4,410,342,527.11	0	0
2	1351310000 Depreciación Cst H Líneas y Siss de Transmisión	-1,413,753,688.53	-1,392,864,019.72	-20,889,668.81	-1.5
2	1351320000 Depreciación Rev Líneas de Transmisión Nacional	-4,126,781,127.74	-4,105,194,364.41	-21,586,763.33	-0.5
2	1353100000 Costo Histórico Sub Estaciones	1,032,574,639.79	1,017,613,812.65	14,960,827.14	1.5
2	1353200000 Costo Revaluado Sub Estaciones	2,884,052,899.40	2,884,052,899.40	0	0
2	1353310000 Depreciación Costo Histórico Sub Estaciones	-753,925,777.52	-735,317,771.67	-18,608,005.85	-2.5
2	1353320000 Depreciación Revaluación Sub Estaciones	-2,359,960,177.57	-2,313,304,742.51	-46,655,435.06	-2
2	1361100000 Costo Histórico Sistemas de Despacho	121,695,832.45	121,695,832.45	0	0
2	1361200000 Costo Revaluado Sistemas de Despacho	345,318,932.34	345,318,932.34	0	0
2	1361310000 Depreciación Costo Histórico Sistemas de Despacho	-114,698,046.90	-112,082,894.62	-2,615,152.28	-2.3
2	1361320000 Depreciación Revaluación Sistemas de Despacho	-337,552,002.94	-336,943,004.34	-608,998.60	-0.2
2	1362100000 Costo Histórico Siss de Distribución	6,864,862,525.34	6,864,862,525.34	0	0
2	1362200000 Costo Revaluado Siss de Distribución	7,898,585,008.56	7,898,585,008.56	0	0
2	1362310000 Depreciación Costo Histórico Siss de Distribución	-6,440,772,302.43	-6,233,944,122.47	-206,828,179.96	-3.3
2	1362320000 Depreciación Revaluación Siss de Distribución	-5,572,206,078.69	-5,418,424,228.36	-153,781,850.33	-2.8
2	1371100000 Costo Histórico Maquinaria	4,548,054.08	1,694,558.50	2,853,495.58	168.4
2	1371310000 Depreciación Costo Histórico Maquinaria	-1,119,913.07	-1,041,099.77	-78,813.30	-7.6
2	1372100000 Costo histórico Equipo de Carga	1,870,215.36	1,691,735.36	178,480.00	10.6
2	1372310000 Depreciación Costo histórico Equipo de Carga	-1,681,639.52	-1,674,818.01	-6,821.51	-0.4
2	1373100000 Cst H Eq Mantmtto Líneas, circuitos y Albd Público	1,626,409.04	1,423,347.79	203,061.25	14.3
2	1373310000 Deprc Cst H Eq Mantmtto de Líneas, circuitos y Al P	-743,988.30	-602,408.58	-141,579.72	-23.5
2	1379100000 Costo Histórico Herramientas	145,230,219.88	131,930,605.17	13,299,614.71	10.1
2	1379310000 Depreciación Costo histórico Herramientas	-121,606,239.43	-116,125,886.40	-5,480,353.03	-4.7
2	1381100000 Costo Histórico Vehículos de Transporte	277,597,041.97	234,532,041.97	43,065,000.00	18.4
2	1381310000 Depreciación Cst H Vehículos de Transporte	-231,918,888.96	-231,885,987.45	-32,901.51	0
2	1382100000 Costo Histórico Mobiliario y Equipo de Oficina	92,560,012.57	87,332,789.77	5,227,222.80	6
2	1382310000 Depreciación Cst H Mobiliario y Equipo de Oficina	-80,419,129.75	-79,115,512.07	-1,303,617.68	-1.6
2	1383100000 Costo Histórico Equipo Médico y Sanitarios	11,482,370.46	10,512,833.42	969,537.04	9.2
2	1383310000 Depreciación Cst H Equipo Médico y Sanitarios	-6,805,012.42	-6,271,974.02	-533,038.40	-8.5
2	1384100000 Cst H Equipos Educativos y Recreativos	1,803,009.87	1,467,330.62	335,679.25	22.9
2	1384310000 Depreciación Cst H Equipo Educativos y Recr	-1,241,202.96	-1,192,266.89	-48,936.07	-4.1
2	1385100000 Costo Histórico Equipos de Informática	219,016,057.26	197,523,470.16	21,492,587.10	10.9
2	1385310000 Depreciación Cst H Equipos de Informática	-179,678,059.65	-172,602,483.00	-7,075,576.65	-4.1
2	1386100000 Costo Histórico Equipo de Comunicación	23,253,247.49	19,617,373.29	3,635,874.20	18.5
2	1386310000 Depreciación Cst H Equipo de Comunicación	-16,680,006.89	-15,418,008.45	-1,261,998.44	-8.2
2	1386400000 Pinturas obras de arte	57,531.22	57,531.22	0	0
2	1387100000 Costo Histórico Equipo de Seguridad	6,926,449.61	6,475,078.56	451,371.05	7
2	1387310000 Depreciación Costo Histórico Equipo de Seguridad	-6,213,231.28	-6,019,918.84	-193,312.44	-3.2
2	1421000000 Cst H Muebles, Equipo de Viviendas	18,566,969.49	14,759,736.36	3,807,233.13	25.8
2	1423100000 Depreciación Cst H Muebles, Equipo de Vivienda	-12,976,553.03	-12,661,634.63	-314,918.40	-2.5
2	1431000000 Costo Histórico electrodomesticos	15,522,195.80	14,243,633.60	1,278,562.20	9
2	1433100000 Depreciacion acum costo historico electrodomestic	-13,690,102.85	-13,582,279.71	-107,823.14	-0.8
2	1433300000 Inversión II año EEH Recuperación de Pérdidas	643,726,698.89	643,726,698.89	0	0
2	1490012632 AF/Equipo para talleres y herramientas *TRANS*	773,735.32	773,735.32	0	0

Posición	Texto p.posición balance/PyG	TotPerInf	TotPerComp	Desv.abs.	Desv.rel.
2	1490013842 AF/DEP.COMBUST,ACCESO,ESTRUC MEJOR GOM *TRANS*	-240,790,125.03	-240,790,125.03	0	0
2	1490013843 AF/MOTOR,EQ/ELECTRICO,P.GENERADORA GOM *TRANS*	240,790,125.03	240,790,125.03	0	0
2	1490013942 AF/DEP.COMBUST,ACCESO,ESTRUC,MEJER GOM *TRANS*	80,245,362.41	80,245,362.41	0	0
2	1490013943 AF/MOTOR,EQUIP ELECT,P/GENERADORA GOM *TRANS*	-80,245,362.41	-80,245,362.41	0	0
2	1490014652 AF/Equipo para talleres y herramientas *TRANS*	287,272.09	287,272.09	0	0
2	1490014654 AF/TORRES,POSTES,CONDUCT,AEREO SUBT ST *TRANS*	381,543.43	381,543.43	0	0
2	1490014666 AF/Equipo de Comunicaciones *TRANS*	78,858,720.00	78,858,720.00	0	0
2	1490015666 AF/LINEAS ESTRUCTURAS Y MEJORAS SD *TRANS*	1,400,977.80	1,400,977.80	0	0
2	1490015667 AF/POSTE,TRANSF,TORRES,CONDUCT,DUCT SD *TRANS*	96,272,577.43	96,272,577.43	0	0
2	1490015669 AF/ACOMETIDAS,MEDIDORES Y ALUMBRADO SD *TRANS*	4,323,520.73	4,323,520.73	0	0
2	1490016691 AF/Equipo de oficina para capitalizar *TRANS*	2,216,877.33	2,216,877.33	0	0
2	1490016692 AF/EQUIPO DE TRANSPORTACION BIG *TRANS*	513,170.19	513,170.19	0	0
2	1490016693 AF/EQUIP.ALMC.TALLER,LAB.AUTOPROP.(BIG *TRANS*	2,320,866.23	2,320,866.23	0	0
2	1490016891 AF/MOBBJ,EQUIP/COMUNIC,BIENES/INST BIG *TRANS*	-1,619,808.90	-1,619,808.90	0	0
2	1490020171 AF Curso/ADMN GENERAL SUPERIOR *TRANS	-54,205,087.87	-54,205,087.87	0	0
2	1610000000 Aplicaciones de informatica	9,858,852.49	9,858,852.49	0	0
2	1614000000 GASTOS FINANCIEROS INVERSION E.E.H.	0	6,627,371.77	-6,627,371.77	-100
2	1615000000 Mano de obra Inversión II año EEH	0	2,313,820.87	-2,313,820.87	-100
2	1633000000 Pagos Anticipados a Consultorias	14,209,996.75	14,209,996.75	0	0
2	1701000000 Proyecto Mejoramiento Eficiencia Sector Energía	36,914,950.12	36,914,950.12	0	0
2	1702100000 Terrenos Patuca III	1,295,758,449.20	1,264,811,800.38	30,946,648.82	2.4
2	1702200000 Embalses, Presas, Estructuras y Mejoras	9,864,668,854.97	9,759,625,554.80	105,043,300.17	1.1
2	1702300000 Campamento Patuca III	832,954,221.87	832,954,221.87	0	0
2	1702400000 Cuentas por Cobrar Proyecto Patuca III	1,053,156.28	1,053,156.28	0	0
2	1702500000 Activos Comunes Proyrcto Patuca III	24,720,454.92	24,720,454.92	0	0
2	1710000000 Proyecto Llanitos y Jicatuyo	505,700.00	505,700.00	0	0
2	1715000000 Proyecto Mantenimiento Obras Subterranas MOS	778,047,066.92	778,047,066.92	0	0
2	1719000000 Pro nac Electricif social etapa ESSE-FN-2008-2038	391,954.60	391,954.60	0	0
2	1722000000 Apoyo a la integ. de Honduras en el Mercado	52,869,345.94	52,869,345.88	0.06	0
2	1723000000 Apoyo Integ. Honduras Contraparte	19,674,126.53	19,674,126.53	0	0
2	1724000000 Proyecto BID 3103-bho	49,104,412.31	49,104,412.31	0	0
2	1725000000 Apoy. Integrac. Honduras en Mercad. Elect. Reg. ME	349,024,287.77	349,024,287.77	0	0
2	1726000000 Apoy. Proy. Reh. y Repotenc. Complejo Cañaveral	4,080,933.20	4,080,933.20	0	0
2	1727000000 PROY. BID 3103 BL-HO SUBESTACION LA ENTRADA	68,665,951.51	68,665,951.51	0	0
2	1728000000 Apoy. Proy. Reh. y Repot Cañaveral Rio Lindo Lempi	59,636,365.78	58,658,865.78	977,500.00	1.7
2	1729000000 Apoy. Proy. Reh. y Repot Cañaveral Rio Lindo Dolar	381,730,916.41	381,730,916.41	0	0
2	1730000000 Apoy. Proy. Reh. y Repot Cañaveral Dolares	6,054,064.56	6,054,064.56	0	0
2	1731000000 Rehabi. y Repot. Cañaveral Rio Lindo bid 3435 Cont	16,888,792.53	16,888,792.53	0	0
2	1732000000 Subestación Juticalpa, Olancho Contrato 156-2015	1,868,296.14	1,868,296.14	0	0
2	1733000000 PROYECTO JICA -JAPON HO-P6	17,257,450.88	17,257,450.88	0	0
2	1734000000 CONST OBRAS AMPL SIST INTERCONECTADO NAC CO-066-14	30,479,519.08	30,479,519.08	0	0
2	1735000000 APOYO INTEGRACION ACCIONES ENERGETICAS LEMPIRAS	4,535,840.00	2,808,175.49	1,727,664.51	61.5
2	1736000000 APOYO INTEGRACION ACCIONES ENERGETICAS DOLARES	102,022,973.56	84,749,570.04	17,273,403.52	20.4
2	1738000000 APOY DES SOST ENERGIA RENOV EN HONDURAS LEMPIRAS	1,952,606.29	1,952,605.96	0.33	0
2	1739000000 PROG ELECT RURAL LUGARES AISLADOS LEMPIRAS	7,167,057.99	1,686,313.35	5,480,744.64	325
2	1741000000 APOY DES SOST ENERGIA RENOV EN HONDURAS DOLARES	6,629,733.32	6,629,733.32	0	0
2	1742000000 PROG ELECT RURAL LUGARES AISLADOS DOLARES	98,592,804.60	44,688,294.56	53,904,510.04	120.6
2	1743000000 APOY PROG NAC TRANS 4598/BL-HO DOLARES FONDOS EXT	1,680,576,794.96	672,148,754.21	1,008,428,040.75	150
2	1744000000 APOY PROG NAC TRANS 4598/BL-HO LEMPIRAS FONDOS EXT	134,198,778.94	87,202,524.66	46,996,254.28	53.9
2	1745000000 APOY PROG NAC TRANS 4598/BL-HO LEMPIRAS FONDOS PRO	13,926,375.78	2,929,383.62	10,996,992.16	375.4
2	1746000000 APOY PROG NAC TRANS 4599/SX-HO DOLARES FONDOS EXT	62,806,739.92	40,069,723.46	22,737,016.46	56.7
2	1748000000 CONV GOB CHINA (TAIWAN) Y GOB HONDURAS LEMPIRAS	18,508,718.61	17,803,323.81	705,394.80	4
2	1749000000 CONV GOB CHINA (TAIWAN) Y GOB HONDURAS DOLARES	252,525,242.73	252,525,242.73	0	0
2	1750000000 APOYO PROGRAMA NACIONAL TRANSMISION ENERGIA EUROS	6,434.03	6,434.03	0	0
2	1751000000 APOYO PROJ REHAB. C Y REPOTENC. COMP. CAÑAVEL EUR	61,915.30	61,915.30	0	0
2	1752000000 MANEJO INTEGRAL LAGO DE YOJOA FONDO EXTERNO DÓLAR	4,932,255.11	4,648,293.66	283,961.45	6.1
2	1753000000 MANEJO INTEGRAL LAGO YOJOA FONDO EXTERNO LEMPIRAS	5,011,444.45	2,882,544.76	2,128,899.69	73.9
2	1755000000 RENO CENT HID FCO MORA NP/FAC INT ENER F EXT DOLAR	987,016.00	0	987,016.00	
2	1756000000 RENO CENT HID FCO MORA NP/FAC INT ENER F EXT LEMPI	3,910,000.00	0	3,910,000.00	
2	1900000000 COSTO HISTORICO Y REVALUADO DE ACTIVOS FIJOS	2,017,788,392.11	2,017,788,392.11	0	0
2	1910000000 DEPRECIACION ACUMULADA COSTO HISTORICO /REVALUADO	-1,950,722,834.31	-1,950,722,834.31	0	0
2	2111110000 CXP Proveedores de energía generadoras térmicas	-4,120,486,177.38	-4,843,695,288.27	723,209,110.89	14.9
2	2111150000 CXP Proveedores de energía Renovables	-11,346,915,662.22	-9,577,677,226.21	-1,769,238,436.01	-18.5
2	2111210000 Cuenta por pagar Transacciones MER	35,838,171.23	-7,016,000.19	42,854,171.42	610.8
2	2111220000 CXP Proveedores de Energía al Exterior	-397,316,403.68	-670,211,300.14	272,894,896.46	40.7
2	2111500000 PROVISION COMPRA DE ENERGIA	499,764,018.46	356,609,086.02	143,154,932.44	40.1
2	2112110000 Proveedores bienes nacionales	-59,377,869.72	-60,125,110.91	747,241.19	1.2
2	2112120000 Proveedores de servicios nacionales	-258,893,261.48	-640,690,764.85	381,797,503.37	59.6
2	2112130000 Proveedores de Inventarios nacionales	-8,393,355.84	-32,027,731.25	23,634,375.41	73.8
2	2112151000 Proveedores Empleados	-4,878,637.64	-3,283,486.47	-1,595,151.17	-48.6
2	2112190000 EM/RF Entrada Mercancia/Recepcion de Factura	-46,919,102.63	-63,284,673.99	16,365,571.36	25.9
2	2112211000 CXP Proveedores de Exterior	-158,475,936.21	-158,477,509.48	1,573.27	0
2	2113110000 CXP Contratistas de obras nacionales	-55,995,107.67	-55,995,107.67	0	0
2	2113120000 CXP Proveedores Proyectos Nacionales	-2,702,397.80	-3,149,354.94	446,957.14	14.2
2	2115114000 CXpagar sueldos y salarios Em Perm Tegucigalpa	0	352.05	-352.05	-100
2	2115125000 Reserva Decimo Cuarto Mes	-39,569,760.06	-38,749,543.08	-820,216.98	-2.1
2	2115310000 Retencion sobre Honorarios	-80,425.47	-82,737.35	2,311.88	2.8
2	2116111000 Cotizacion Fondo de Prestaciones Sociales	-4,570,083.64	-1,168,153.04	-3,401,930.60	-291.2
2	2116112000 Impuesto sobre la Renta Empleados	-215,742.93	-8,391.86	-207,351.07	-2,470.90
2	2116113000 Cotizacion Instituto hond. De Seguridad Social	6,793.45	0	6,793.45	
2	2116114000 Impuesto vecinal Empleados Permanentes	-384,008.48	-1,309,925.48	925,917.00	70.7
2	2116200102 Sindicato Trabajadores de la ENEE	-6,071.71	9,956.37	-16,028.08	-161
2	2116200104 Colegio de Peritos Mercantiles	-150	0	-150	
2	2116200107 Coleg. Profesionales Trabajo Social	-760	-760	0	0
2	2116200109 Contribucion politica Partido Nacional	2,221.20	0	2,221.20	
2	2116200112 Cooperativa Empleados San Pedro Sula	-956,101.53	0	-956,101.53	
2	2116200115 Cooperativa Empleados Tegucigalpa	-1,600,613.90	-328,254.67	-1,272,359.23	-387.6
2	2116200117 Fondo Especial Ptmto Fondo de Prest Sociales	16,202.28	0	16,202.28	
2	2116200120 Prestamo Escolar Fondo de Prestaciones Sociales	75,787.27	0	75,787.27	
2	2116200127 Embargos Saldo al 31 de Diciembre 2014	-5,309,372.55	-3,389,686.17	-1,919,686.38	-56.6
2	2116200128 Grupo Capital	58,436.19	58,436.19	0	0
2	2116200129 Fondo de Prestaciones Sociales (Prestamos)	5,996,178.50	1,468,217.97	4,527,960.53	308.4

Posición	Texto p.posición balance/PyG	TotPerInf	TotPerComp	Desv.abs.	Desv.rel.
2	2116200130 Banco de Desarrollo Rural de Honduras - BANRURAL	-2,043,267.98	0	-2,043,267.98	
2	2116200133 CONTRIBUCION POLITICA PARTIDO LIBRE	-3,571.20	0	-3,571.20	
2	2116200413 Prestaciones por Pagar Tegucigalpa	-45,445,994.56	-144,958.43	-45,301,036.13	-31,251.10
2	2116300104 Impuesto Sobre Ventas por Compra	-158,192,021.57	-158,928,418.68	736,397.11	0.5
2	2116300107 Retención ISR (1% Anticipo ISR)	1,507,614.52	1,725,388.14	-217,773.62	-12.6
2	2116300110 Retención Anticipo. 10% Art 5 ISR	-916,146.43	0	-916,146.43	
2	2116300301 Cuota Patronal Instituto Hondureño de Segu Social	-1,845,891.80	-1,729,652.64	-116,239.16	-6.7
2	2116300302 Cuota Patronal Fondo de Prest. Sociales	-435,133,967.81	-285,913,641.98	-149,220,325.83	-52.2
2	2116300303 Cuota Patronal IMPREMA	-4,038,119.52	-3,441,937.23	-596,182.29	-17.3
2	2116300304 Cuota Int Nac de Formacion Profesional	-897,165.60	-1,021,820.67	124,655.07	12.2
2	2116312000 Retención del 12.5% Honorarios Profesionales	-64,062.32	-39,809.37	-24,252.95	-60.9
2	2117030000 Impuesto sobre Venta por Venta de Energía	-41,294,139.54	-42,686,940.43	1,392,800.89	3.3
2	2118040000 Reserva Pago de Proveedores Tegucigalpa	-310,977,230.41	-41,840,048.72	-269,137,181.69	-643.3
2	2118090000 CUENTAS POR PAGAR LIBRETAS HNL	-11,545,540.40	-11,569,648.31	24,107.91	0.2
2	2118090100 IMPUESTO SOBRE VENTAS POR PAGAR	-11,573,410.79	-11,573,410.79	0	0
2	2118090200 MULTAS Y PENAS POR PAGAR	-661,257.22	-661,257.22	0	0
2	2118100000 CUENTAS POR PAGAR LIBRETAS USD	-18,343,242.63	-23,981,418.19	5,638,175.56	23.5
2	2118110000 PASIVOS PROGRAMAS NACIONALES REDUCCION PERDIDAS	-2,642,250.90	-78,563,325.04	75,921,074.14	96.6
2	2121410000 Deuda Externa Suiza UBS Club de Paris V	-467,514.84	-369,801.26	-97,713.58	-26.4
2	2121420000 Deuda Externa Suiza UBS Club de Paris VI	-2,591,182.02	-2,138,658.01	-452,524.01	-21.2
2	2121431000 INDUSTRIAL AND COMMERCIAL BANK OF CHINA - ICBC C/	-733,918,341.21	-732,325,538.49	-1,592,802.72	-0.2
2	2122101000 Ctas. por Pagar a C/Plazo a la T.G.R. Dolares	-23,206,721.48	-23,156,368.92	-50,352.56	-0.2
2	2122193001 BONOS VGE-2019 ISIN 12-4 C/P	0	-703,756,000.00	703,756,000.00	100
2	2122193002 ISIN HNENEE00064-5 MONTO 1,014,000,000.00	-1,014,000,000.00	0	-1,014,000,000.00	
2	2122193003 ISIN HNENEE00096-7 MONTO 150,000,000.00	-150,000,000.00	0	-150,000,000.00	
2	2122210000 Deu Int C Plazo Gob Hond Estrategia Reduc Pobreza	-162,689,819.16	-221,075,540.66	58,385,721.50	26.4
2	2122230000 Deuda Int Corto Plazo BID 2016/BL-HO	-20,964,095.07	-20,918,597.33	-45,497.74	-0.2
2	2122240000 Deuda Interna Corto Plazo BID 1584/SF-HO	-12,385,067.51	-12,358,188.76	-26,878.75	-0.2
2	2122241000 Deuda Interna Corto Plazo BID 3103/BL-HO	-16,486,583.85	-16,450,803.48	-35,780.37	-0.2
2	2122242000 Deuda Interna Corto Plazo BID 3435/BL-HO	-14,191,535.94	-14,160,736.49	-30,799.45	-0.2
2	2122250000 Deuda Interna Corto Plazo IDA 4536-HO	-61,628,250.00	-61,494,500.00	-133,750.00	-0.2
2	2122440000 PTMO. SEFIN 4,553,000.00 MM FINANCIAR PAGO GENERAD	-4,553,496,299.16	-4,553,496,299.16	0	0
2	2122462000 Préstamo Sindicado II	-559,999,999.97	-735,000,000.00	175,000,000.03	23.8
2	2122470000 REEMBOLSO INVERSIONES E.E.H. - AÑO II C/PLAZO	-124,137,674.77	-201,285,925.74	77,148,250.97	38.3
2	2131310000 De ext mora Banca Com corto plazo B.N.P. 24-09-82	-5,753,547.09	-5,741,060.33	-12,486.76	-0.2
2	2132210000 Gobierno de Honduras Estrategia Reduccion Pobreza	-4,967,728,656.48	-4,735,871,797.27	-231,856,859.21	-4.9
2	2132220000 D Int Mora GC CP Fond ContraValor Honduras España	-249,469,616.48	-248,928,199.67	-541,416.81	-0.2
2	2132230000 Deuda Interna mora gob central CP BID 2016/BL-HO	-167,712,760.93	-146,430,181.46	-21,282,579.47	-14.5
2	2132240000 Deuda Interna Mora Gob Cent CP BID 1584/SF-HO	-105,273,074.94	-92,686,415.11	-12,586,659.83	-13.6
2	2132241000 Deuda Interna Mora Gob Cent BID 3103/BL-HO	-65,946,335.37	-49,352,410.47	-16,593,924.90	-33.6
2	2132242000 Deuda Interna Mora Gob Cent BID 3435/BL-HO	-42,165,683.84	-27,913,436.35	-14,252,247.49	-51.1
2	2132250000 Deu Int en mora Gob Cent C P IDA 4536-HO	-308,141,250.00	-245,978,000.00	-62,163,250.00	-25.3
2	2141320000 IxP D Ext B Co Indus and Comercial Bank of China	-28,202,454.63	-14,794,200.45	-13,408,254.18	-90.6
2	2141410000 Int x pagar Deuda ExternaSuiza UBS Club de Paris V	-8,081.82	-8,844.35	762.53	8.6
2	2141420000 Int x pagar D Externa Suiza UBS Club de Paris VI	-450,820.69	-462,559.70	11,739.01	2.5
2	2142001000 Ints. x Pagar Bonos RBCP-2016 ISIN HNENEE 83-5	-83,040,460.58	-44,378,450.14	-38,662,010.44	-87.1
2	2142190000 BCH RPE-2014 ISIN HNENEE000038-0	-0.01	-0.01	0	0
2	2142210000 Gobierno de Honduras Estrategia Reduccion Pobreza	-9,369,597.80	-11,163,206.28	1,793,608.48	16.1
2	2142230000 Int por pagar Deuda Interna CP IBID 2016/BL-HO	-6,346,834.82	-3,699,286.07	-2,647,548.75	-71.6
2	2142231000 Int por pagar Deuda Interna CP IBID 3103/BL-HO	-2,021,944.60	-1,519,687.41	-502,257.19	-33.1
2	2142240000 Int por pagar deuda Interna CP BID 1584/SF/HO	-441,790.61	-402,233.64	-39,556.97	-9.8
2	2142241000 Int por pagar deuda Interna CP BID 3435/BL-HO	-1,021,511.45	-977,949.14	-43,562.31	-4.5
2	2142242001 INT. POR PAGAR BID 4598/BL-HO	-9,929,266.59	-5,579,825.11	-4,349,441.48	-77.9
2	2142242002 COMISIONES X PAGAR PTMO. BID 4598/BL-HO	-664,504.04	-800,256.47	135,752.43	17
2	2142242003 Intereses por Pagar BID 4599	-8,388.21	-8,369.97	-18.24	-0.2
2	2142250000 Int por pagar deuda Interna CP IDA 4536-HO	-1,400,116.80	-115,302.19	-1,284,814.61	-1,114.30
2	2142300000 BCO. OCCIDENTE L. 400.0 MILLONES	0.02	0.02	0	0
2	2142302000 INTS. BCO. OCCIDENTE PTMO. L. 550.0 MM (AGTO. 2016	0.1	0.1	0	0
2	2142303000 INTS. BCO. OCCIDENTE PTMO. No. 51-401-375997-5 L 5	0.01	0.01	0	0
2	2142310000 Ptm. No. 10138500074 Bco. Atlantida	-0.01	-0.01	0	0
2	2142320000 INTERESES JICA HO-P6	-1,213,919.63	-82,771.17	-1,131,148.46	-1,366.60
2	2142416000 Fichosa Prest. Revolvente 180.0 millones sept.-15	0.01	0.01	0	0
2	2142450000 INT. PTMO. BONO SOBERANO USD 700.0 MM	-419,227,143.52	-481,279,871.55	62,052,728.03	12.9
2	2142450001 INTS. POR PAGAR PTAMO BONO SOBERANO 2020	-71,458,963.73	-13,836,262.50	-57,622,701.23	-416.5
2	2142470000 Int x Pagar PTMO SINDICADO 6500MM 2018	-14,130,556.32	-83,044,444.15	68,913,887.83	83
2	2142490000 INTS POR PAGAR BONOS ISIN VGE-2019 ISIN 12-4	0	-1,583,451.00	1,583,451.00	100
2	2142491000 INTS POR PAGAR BONOS ISIN VGE-2019 ISIN 18-1	-8,384,638.90	-2,704,722.24	-5,679,916.66	-210
2	2142492000 INTS POR PAGAR BONOS ISIN VGE-2019 ISIN 24-9	-266,341.25	-2,663,407.50	2,397,066.25	90
2	2142493000 INTS POR PAGAR BONOS ISIN VGE-2019 ISIN 34-8	-5,812.51	-21,666.68	15,854.17	73.2
2	2142494000 INTS POR PAGAR BONOS ISIN VGE-2019 ISIN 40-5	-48,854.93	-488,550.07	439,695.14	90
2	2142495000 INTS POR PAGAR BONOS ISIN VGE-2019 ISIN 48-8	-31,107,664.56	-7,915,029.91	-23,192,634.65	-293
2	2142496000 INTS POR PAGAR BONOS ISIN VGE-2019 ISIN 58-7	-10,590,730.77	-1,411,281.26	-9,179,449.51	-650.4
2	2142500000 IXP Conv.Subs.SEFIN/EXIMBANK-CHINA P.#6021583003 \$	-9,681,470.82	-3,596,956.58	-6,084,514.24	-169.2
2	2142510000 INTS POR PAGAR REEMBOLSO INVERSIONES E.E.H.-AÑO II	-8,062,486.87	-5,144,874.09	-2,917,612.78	-56.7
2	2142520000 INTS S/ BONOS VGE-2020 ISIN HENEE00064-5	-5,500,950.00	-1,419,600.00	-4,081,350.00	-287.5
2	2142520001 INTS S/ BONOS VGE-2020 ISIN HENEE00066-0	-10,804,877.76	-2,788,355.57	-8,016,522.19	-287.5
2	2142520002 INTS S/ BONOS VGE-2020 ISIN HENEE00072-8	-5,027,950.26	-1,297,535.57	-3,730,414.69	-287.5
2	2142520003 INTS S/ BONOS VGE-2020 ISIN HENEE00076-9	-4,545,375.00	-1,173,000.00	-3,372,375.00	-287.5
2	2142520004 INTS S/ BONOS VGE-2020 ISIN HENEE00084-3	-1,271,000.03	-328,000.03	-943,000.00	-287.5
2	2142530000 INTS S/BONOS VGE-2021 ISIN 98-3	-13,746,721.69	-13,746,721.64	-0.05	0
2	2142530001 INTS S/BONOS VGE-2021 ISIN 99-1	-5,923,083.33	-5,923,083.33	0	0
2	2142530002 INTS S/BONOS VGE-2020 ISIN 77-7	-3,541,666.67	-3,541,666.67	0	0
2	2142530003 INTS S/BONOS VGE-2020 ISIN 85-0	-1,813,333.33	-1,813,333.33	0	0
2	2142530005 INTS. SOBRE BONOS VGE-2021 ISIN 96-7	-1,137,500.00	-720,416.66	-417,083.34	-57.9
2	2142530006 INT X PAGAR VGE-2021 ISIN 103-1 - EMISION DIC 2022	-12,301,388.86	-10,873,857.78	-1,427,531.08	-13.1
2	2142530007 INT X PAGAR VGE-2021 ISIN 109-8 - EMISION DIC 2022	-819,444.42	-257,511.11	-561,933.31	-218.2
2	2142540001 INTS. CORRIDOS VGE - 2021 - ISIN 103-1	-703,920.00	-703,920.00	0	0
2	2142540002 INTS. CORRIDOS VGE-2021 - ISIN 109-8	-5,041,100.00	-41,100.00	-5,000,000.00	-12,165.50
2	2142540003 INTS. CORRIDOS VGE-2023-ISIN 1205 Y 1163	-690,600.00	0	-690,600.00	
2	2142540004 INT X PAGAR VGE-2023 ISIN 001163 EMISION DIC 2023	-893,750.00	0	-893,750.00	
2	2142540005 INT X PAGAR VGE-2023 ISIN 001205 EMISION DIC 2023	-1,862,500.00	0	-1,862,500.00	
2	2151310000 B.N.P. 24-09-82	-3,820,196.39	-3,811,905.53	-8,290.86	-0.2

Posición	Texto p.posición balance/PyG	TotPerInf	TotPerComp	Desv.abs.	Desv.rel.
2	2152210000 Gobierno de Honduras Estrategia Reduccion Pobreza	-1,865,236,223.15	-1,823,416,127.73	-41,820,095.42	-2.3
2	2152230000 BID 2016/BL-HO	-104,662,796.11	-91,849,220.10	-12,813,576.01	-14
2	2152231000 INT. P/PAGAR EN MORA BID 3103/BL-HO	-96,744,236.39	-85,021,398.68	-11,722,837.71	-13.8
2	2152240000 BID 1584/SF-HO	-53,698,360.17	-48,206,177.35	-5,492,182.82	-11.4
2	2152241000 Ints. y Comisiones Vencidos BID 3435/BL-HO	-61,788,006.45	-51,095,373.26	-10,692,633.19	-20.9
2	2152242000 Ints. y Comisiones Vencidos BID 4598/BL-HO	-137,357,622.40	-59,426,265.04	-77,931,357.36	-131.1
2	2152243000 Ints. y Comisiones Vencidos BID 4599/SX-HO	-117,724.26	-53,143.71	-64,580.55	-121.5
2	2152250000 IDA 4536-HO	-34,088,126.72	-31,362,195.98	-2,725,930.74	-8.7
2	2152310000 INTERESES Y COMISIONES EN MORA JICA HO-P6	-6,707,836.62	-6,693,278.80	-14,557.82	-0.2
2	2152330000 INT EN MORA PTMO. BONO SOBERANO USD 700.00 MM	-2,146,987,738.99	-1,076,327,602.23	-1,070,660,136.76	-99.5
2	2152330001 INT EN MORA PTMO. BONO SOBERANO USD 600.00 MM	-1,664,258,565.60	-830,323,336.80	-833,935,228.80	-100.4
2	2152340000 INT EN MORA PTMO. SUBSIDIARIO SEFIN-EXIMBANK CHINA	-232,160,514.93	-104,319,870.93	-127,840,644.00	-122.5
2	2211320000 Industrial and Comercial Bank of China	-2,707,087,648.99	-3,433,538,074.89	726,450,425.90	21.2
2	2211510000 Suiza UBS Club deParis V	-1,848,316.98	-2,114,568.22	266,251.24	12.6
2	2211520000 Suiza UBS Club deParis VI	-39,601,643.48	-38,525,933.21	-1,075,710.27	-2.8
2	2212210000 Bonos de Conversión Pasivo RBCP - 2016 ISIN 83-5	-1,215,330,000.00	-1,215,330,000.00	0	0
2	2213100000 Gobierno de Honduras Estrategia Reduccion Pobreza	-1,881,816,195.42	-2,040,068,883.91	158,252,688.49	7.8
2	2213300000 BID 2016/BL-HO	-504,635,711.52	-524,459,112.65	19,823,401.13	3.8
2	2213310000 PTMO. BID 3103/BL-HO L/PLAZO	-482,821,389.77	-498,224,340.04	15,402,950.27	3.1
2	2213400000 BID 1584/SF-HO	-247,701,352.64	-259,521,962.17	11,820,609.53	4.6
2	2213410000 BID 3435/BL-HO	-510,622,680.19	-523,675,227.12	13,052,546.93	2.5
2	2213410001 BID 4598/BL-HO L/PLAZO	-2,545,567,191.90	-1,935,920,653.40	-609,646,538.50	-31.5
2	2213410002 BID 4599/ BL-HO Largo Plazo	-120,791,370.00	-66,414,060.00	-54,377,310.00	-81.9
2	2213420000 JICA HO-P6 L/PLAZO	-600,642,002.01	-163,724,406.86	-436,917,595.15	-266.9
2	2213500000 IDA 4536-HO	-246,513,000.00	-307,472,500.00	60,959,500.00	19.8
2	2216000000 PTMO. BONO SOBERANO USD 700.0 MM L/P	-12,480,730,580.16	-12,453,644,013.32	-27,086,566.84	-0.2
2	2216000001 PTAMO BONO SOBERANO 2020 - L/P	-14,752,818,325.97	-14,720,800,713.08	-32,017,612.89	-0.2
2	2216110000 PRESTAMO SINDICADO 6500MM-2018 L/P	-490,000,000.00	-980,000,000.00	490,000,000.00	50
2	2216120000 PTAMO. FICOHSA USD 26.4 MM L/P-PAGO EHH	0.01	0.01	0	0
2	2216130000 Conv. Subs. SEFIN (BANK-CHINA PTAMO. No.6021583003	-1,821,495,457.07	-1,817,542,318.41	-3,953,138.66	-0.2
2	2216141000 BONOS ISIN VGE-2019 ISIN 18-1	-1,070,000,000.00	-1,070,000,000.00	0	0
2	2216142000 BONOS ISIN VGE-2019 ISIN 24-9	-983,412,000.00	-983,412,000.00	0	0
2	2216143000 BONOS ISIN VGE-2019 ISIN 34-8	-7,500,000.00	-7,500,000.00	0	0
2	2216144000 BONOS ISIN VGE-2019 ISIN 40-5	-161,356,000.00	-161,356,000.00	0	0
2	2216145000 BONOS ISIN VGE-2019 ISIN 48-8	-1,796,602,000.00	-1,796,602,000.00	0	0
2	2216146000 BONOS ISIN VGE-2019 ISIN 58-7	-612,122,000.00	-612,122,000.00	0	0
2	2216150000 REEMBOLSO INVERSIONES E.E. H. - AÑO II	-0.01	-0.01	0	0
2	2216160000 BONOS VGE-2020 ISIN HENEE00064-5	0	-1,014,000,000.00	1,014,000,000.00	100
2	2216160001 BONOS VGE-2020 ISIN HENEE00066-0	-1,651,000,000.00	-1,651,000,000.00	0	0
2	2216160002 BONOS VGE-2020 ISIN HENEE00072-8	-758,300,000.00	-758,300,000.00	0	0
2	2216160003 BONOS VGE-2020 ISIN HENEE00076-9	-621,000,000.00	-621,000,000.00	0	0
2	2216160004 BONOS VGE-2020 ISIN HENEE00084-3	-164,000,000.00	-164,000,000.00	0	0
2	2216170000 BONOS VGE-2021 ISIN HNENEE00098-3	-1,413,141,000.00	-1,413,141,000.00	0	0
2	2216170001 BONOS VGE-2021 ISIN HNENEE00099-1	-565,000,000.00	-565,000,000.00	0	0
2	2216170002 BONOS VGE-2020 ISIN HNENEE00077-7	-300,000,000.00	-300,000,000.00	0	0
2	2216170003 BONOS VGE-2020 ISIN HNENEE00085-0	-150,000,000.00	-150,000,000.00	0	0
2	2216170004 BONOS VGE-2021 ISIN HNENEE00096-7	0	-150,000,000.00	150,000,000.00	100
2	2216170005 BONOS VGE-2021 ISIN 000103-1 - EMISION DIC 2022	-5,210,000,000.00	-5,210,000,000.00	0	0
2	2216170006 BONOS VGE-2021 ISIN 000109-8 - EMISION DIC 2022	-1,475,000,000.00	-1,075,000,000.00	-400,000,000.00	-37.2
2	2216180001 BONOS VGE-2023 ISIN 0001163 EMISION DIC-2023	-300,000,000.00	0	-300,000,000.00	
2	2216180002 BONOS VGE-2023 ISIN 0001205 EMISION DIC-2023	-850,000,000.00	0	-850,000,000.00	
2	2232000000 Focos Ahorro de Energia EURE	-368,114.41	-368,114.41	0	0
2	2234000000 Reserva Depósitos BCH 2.24% / 4.8%	-521,477.80	-521,477.80	0	0
2	2235000000 CXP FIDUCIARIO FICOHSA 100,000,000.00 MILLONES LEM	0	-100,000,000.00	100,000,000.00	100
2	2241000000 Depositos en Garantia	-649,075,543.31	-593,714,152.32	-55,361,390.99	-9.3
2	2242000000 Deposito 5% de Garantia por Calidad de Proyecto	-22,776,404.07	-17,637,064.25	-5,139,339.82	-29.1
2	2243000000 Abonados con Saldo en Crédito	-107,199,427.20	-113,086,560.02	5,887,132.82	5.2
2	2244000000 Depositos Tesoreria General de Republica	-55,615.47	-55,615.47	0	0
2	2245000000 Aporte clientes para construccion CentroSur	123,995,346.74	124,017,488.15	-22,141.41	0
2	2246000000 Aporte clientes para construccion Noroccidente	1,930,953.99	1,930,953.99	0	0
2	2247000000 Aporte clientes para construccion Litoral Atlantic	-83,200,680.70	-83,200,680.70	0	0
2	2250000000 Pagos a Favor de Gobierno para Consumo de Energía	-85,143,715.03	-244,904,522.58	159,760,807.55	65.2
2	2251000000 Cuentas por Pagar Comisión Reguladora de Energía	-85,017,183.48	-62,018,901.59	-22,998,281.89	-37.1
2	2252000000 Deducciones Recaudaciones por Confirmar	-2,184,666.93	-20,160,649.43	17,975,982.50	89.2
2	2253000000 Rebajas en Recaudaciones por pagar por confirmar	-510,885,342.32	-475,594,025.80	-35,291,316.52	-7.4
2	2255000000 PAGOS ANTICIPADOS DEPOSITOS DE ABONADOS	299,141,011.25	264,354,589.66	34,786,421.59	13.2
2	2256000000 INTERESES POR DEPOSITOS DE ABONADOS EN GARANTIA	56.56	56.56	0	0
2	2258000000 PRIMA RECIBIDA SOBRE BONOS VGE - 2020	-14,433,347.05	-20,163,119.79	5,729,772.74	28.4
2	2258010000 PRIMA RECIBIDA SOBRE BONOS VGE - 2021	-1,292,430.24	-1,598,053.04	305,622.80	19.1
2	2258010001 PRIMA RECIBIDA S/VGE - 2021 ISIN 103-1	0	152.87	-152.87	-100
2	2261000000 Pasivo Laboral por Pagar Permanentes	-812,899,447.00	-744,130,573.10	-68,768,873.90	-9.2
2	2262000000 Pasivo Laboral por Pagar Temporales	-135,913,171.02	-127,703,266.69	-8,209,904.33	-6.4
2	2263000000 Intereses ELCOSA Pasivo Contingente	-95,634,976.05	-95,634,976.05	0	0
2	2264000000 Intereses EMCE CHOLOMA I Pasivo Contingente	-164,640,185.34	-164,640,185.34	0	0
2	2265000000 Intereses EMCE CHOLOMA II Pasivo Contingente	-44,968,595.48	-44,968,595.48	0	0
2	2266000000 Intereses LUFUSSA I Pasivo Contingente	-53,422,725.83	-53,422,725.83	0	0
2	2267000000 Intereses LUFUSSA II Pasivo Contingente	-232,027,056.57	-232,027,056.57	0	0
2	2268000000 Intereses LUFUSSA III Pasivo Contingente	-1,357,278,734.71	-1,357,278,734.71	0	0
2	2269000000 Intereses ENERSA 200MW Pasivo Contingente	-1,276,618,806.99	-1,276,618,806.99	0	0
2	2270000000 Intereses ENERSA 30 MW Pasivo Contingente	-134,156,478.91	-134,156,478.91	0	0
2	2310000000 Sobrantes de Inventario de Empleados	-48,056,163.10	-47,984,972.62	-71,190.48	-0.1
2	2311000000 Sobrantes de Inventario en Proceso	-9,178,282.22	-9,182,228.73	3,946.51	0
2	2311210000 Sobrantes Recaudacion Banco Ficosha	-12,759,888.01	-12,759,888.01	0	0
2	2311220000 Sobrantes Recaudacion Banco Atlantida	-1,868,964.15	-1,868,964.15	0	0
2	2311240000 Sobrantes Recaudacion Banco Lafise	-373,197.73	-373,197.73	0	0
2	3111000000 Capital Propio	-1,721,121,046.87	-1,721,121,046.87	0	0
2	3121010000 Transferencias Del Estado	-2,175,685,871.61	-202,254,858.16	-1,973,431,013.45	-975.7
2	3121020000 Transferencias Del Sector Privado	-2,589,332.29	-2,589,332.29	0	0
2	3121030000 Transferencias Proyecto Financiado por FOSODE	-494,040,695.28	-494,040,695.28	0	0
2	3121040000 Transferencias FOSODE Decreto 119-97	-9,760,239.90	-9,760,239.90	0	0
2	3121050000 Transferencias Préstamo BCIE-264-0	-327,156,933.84	-327,156,933.84	0	0
2	3121060000 Transferencias Diferencial precio del Petróleo	-56,708,965.52	-56,708,965.52	0	0

Posición	Texto p.posición balance/PyG	TotPerInf	TotPerComp	Desv.abs.	Desv.rel.
2	3121070000 Transferencias EKSPORTFINANS	-352,105,572.30	-352,105,572.30	0	0
2	3121080000 Transferencias Prestamos 787/OC-HO y 918/SF-HO	-41,020,050.00	-41,020,050.00	0	0
2	3121090000 Transferencias Proyecto Japón	-245,442,277.08	-245,442,277.08	0	0
2	3121100000 Transferencias Proyecto Japón III	-45,583,724.62	-45,583,724.62	0	0
2	3121110000 Transferencias Sesión Traspaso Extensión Líneas	-1,352,217,074.71	-1,354,025,512.87	1,808,438.16	0.1
2	3121120000 Transferencias Préstamo BCIE - 233-0	-100,823,773.57	-100,823,773.57	0	0
2	3121130000 Transferencias Programa MARENA	-969,970.00	-969,970.00	0	0
2	3121140000 Transferencia Estudio Geológico Topográfico Tablón	-494,969.40	-494,969.40	0	0
2	3121150000 Transferencias Mejoram. Distribución Energía Rural	-4,000,000.00	-4,000,000.00	0	0
2	3121160000 Transf. LT 35.5.69 138/Rehab. Santa María del Real	-49,318,793.09	-49,318,793.09	0	0
2	3121170000 Transferencias Expansión Sistema Int. III	-164,709,858.39	-164,709,858.39	0	0
2	3121180000 Transf. Coop. Secretaria de Agricultura y Ganadería	-10,944,210.29	-10,944,210.29	0	0
2	3121190000 Transferencias LUFUSA Sub Estación Toncontin	-28,096,600.00	-28,096,600.00	0	0
2	3121200000 Transf. Proy. Electrificación Rural Social (USAID)	-16,813,447.00	-16,813,447.00	0	0
2	3121210000 Transf. Coopera. Técnica entre SAG/ENEE Fondos BID	-81,636,526.20	-81,636,526.20	0	0
2	3121220000 Transferencias ABB OY Finlandia	-433,096,013.64	-433,096,013.64	0	0
2	3121230000 Transf.Coopera.Republica China (Taiwán) Patuca III	-4,800,099.38	-4,800,099.38	0	0
2	3121240000 Transf.Cooperación Técnica CSJ LT 138kw P.J. Ceiba	-3,822,392.42	-3,822,392.42	0	0
2	3121250000 Transferencias Fondo Nórdico Convenio Crédito #440	-152,069,348.21	-152,069,348.21	0	0
2	3121260000 Transferencias Capitalización Gobierno Central	-2,826,701,276.03	-2,826,701,276.03	0	0
2	3121270000 Transf. Gob.Présta. BID-1584 Comisión Compromiso	-195,282,821.72	-195,282,821.72	0	0
2	3121280000 Transf.Proy.Hidroeléct. Llanitos, Jicatuyo, Patuca	-966,513,442.49	-966,513,442.49	0	0
2	3121290000 Transferencias IDA - 4536 - HO Moneda Nacional	-47,419,512.85	-47,419,512.85	0	0
2	3121300000 Transferencias IDA - 4536 - HO Moneda Extranjera	-343,241,417.06	-343,241,417.06	0	0
2	3121310000 Transf. Préstamo Electrific. Rural Alivio de Deuda	-1,072,550,213.48	-1,072,550,213.48	0	0
2	3121320000 Transf. PROMEF Transferencia de Equipo y Vehículos	-13,224,453.00	-13,224,453.00	0	0
2	3121340000 Transf. Transformador de Fotersa a ENEE	-78,858,720.00	-78,858,720.00	0	0
2	3121350000 TRANSFERENCIA PROGRAMA NACIONAL REDUCCION PERDIDAS	-3,730,713,588.11	-3,730,713,588.11	0	0
2	3121360000 Transf. Proyecto BID 14905	-10,360,295.43	-10,360,295.43	0	0
2	3121370000 Transf. Proyecto BID 3435 HL	-30,746,774.91	-30,746,774.91	0	0
2	3121380000 Transf. Proy. Electrificación Rural Decr 141-2017	-15,000,000.00	-15,000,000.00	0	0
2	3131000000 Revaluación de Bienes Muebles	-4,384,234,000.00	-4,384,234,000.00	0	0
2	3141000000 Condonación de Deudas	-1,536,846,990.19	-1,536,846,990.19	0	0
2	3151000000 Aportes Organismos Internacionales	-23,714,442.35	-23,714,442.35	0	0
2	3161000000 Superavit años anteriores	-2,214,524,435.70	-2,214,524,435.70	0	0
2	3163000000 Deficit año anterior	78,121,315,249.96	72,442,862,552.68	5,678,452,697.28	7.8
2	7202010000 Garantía de Calidad Nacional	7,081,592.19	7,081,592.19	0	0
2	7202020000 Garantía de Calidad en Dolares	517,254.80	517,254.80	0	0
2	7302010000 Garantía de Cumplimiento Nacional en Lempiras	6,500,453,768.54	6,500,453,768.54	0	0
2	7302020000 Garantía de Cumplimiento Nacional en Dolares	875,277,997.16	875,277,997.16	0	0
2	7401010000 Dobre Deudas Prestamo ENEL	244,412,744.71	244,412,744.71	0	0
2	7402010000 Sobre Deuda Prestamo Estándar Fruit Com	333,656,818.80	333,656,818.80	0	0
2	7405010000 Sobre Deuda RECO	29,120,537.36	27,289,515.32	1,831,022.04	6.7
2	7406010000 Dobre Deuda Prestamo BID 1095/Sf/HO	376,144,844.35	396,180,090.73	-20,035,246.38	-5.1
2	7407010000 Sobre Deuda BID 007	163,967,712.58	170,218,705.39	-6,250,992.81	-3.7
2	7408010000 Sobre Deuda BCIE 2038, CONTRATO nO. 099/2010	594,540,740.07	594,540,740.07	0	0
2	7409010000 TERRENOS Inundables	380,605.55	380,605.55	0	0
2	7501010000 Depositos de Abonados KVA Centro Sur	4,645,593.68	4,645,593.68	0	0
2	7502010000 Depositos de Abonados KVA Noroccidente	412,413,343.48	412,413,343.48	0	0
2	7503010000 Depositos de Abonados KVA Litoral Atlantico	32,800,240.61	32,800,240.61	0	0
2	7601010000 DEMANDAS LABORALES	1,363,744,396.37	1,363,744,396.37	0	0
2	7601020000 Empresa Energía Honduras (E.E.H.)	8,030,269,693.87	8,030,269,693.87	0	0
2	7601030000 DEMANDAS CIVILES Y CONTENCIOSO ADMINISTRATIVO	9,084,102,969.37	9,084,102,969.37	0	0
2	7601040000 IMTO. S/VENTAS POR COMPRA E.E.H.	80,023,208.62	80,023,208.62	0	0
2	7700010000 INCENTIVOS MECER (SOLAR)	364,805,576.08	364,805,576.08	0	0
2	7700020000 INCENTIVOS LLANOS DEL SUR, SOLAR	155,716,225.58	155,716,225.58	0	0
2	7700030000 INCENTIVOS GENERADORES SOLARES EL POLLITO	177,043,793.20	177,043,793.20	0	0
2	7700040000 INCENTIVOS ENERBASA, SOLAR	231,979,252.10	231,979,252.10	0	0
2	7700050000 INCENTIVOS EMPRESA ENERGIA SOLAR CENTROAMERICANA	478,965,073.57	478,965,073.57	0	0
2	7700060000 INCENTIVOS EMPRESA SERSA CHOLUTECA SOLAR I	247,510,903.12	247,510,903.12	0	0
2	7700070000 INCENTIVOS EMPRESA SERSA CHOLUTECA SOLAR II	362,856,110.23	362,856,110.23	0	0
2	7700080000 INCENTIVOS EMPRESA FOTERSA SOLAR PACIFICO I	245,361,757.06	245,361,757.06	0	0
2	7700090000 INCENTIVOS EMPRESA ENERGIA SOLAR CINCO ESTRELLAS	658,846,106.79	658,846,106.79	0	0
2	7700100000 INCENTIVOS PODERSSA, SOLAR	550,704,479.42	550,704,479.42	0	0
2	7700110000 INCENTIVOS COMPAÑIA SOLAR POWER (SOPOSA)	707,109,032.70	707,109,032.70	0	0
2	7700120000 INCENTIVOS CIA. HONDUREÑA ENERGIA SOLAR (COHESSA)	702,113,089.87	702,113,089.87	0	0
2	7800010000 INTERESES ELCOSA	15,419,150.41	15,419,150.41	0	0
2	7800020000 INTERESES EMCE CHOLOMA I	90,538,111.92	90,538,111.92	0	0
2	7800030000 INTERESES EMCE CHOLOMA II	22,373,476.14	22,373,476.14	0	0
2	7800040000 INTERESES LUFUSSA I	6,131,806.66	6,131,806.66	0	0
2	7800050000 INTERESES LUFUSSA II	130,505,653.58	130,505,653.58	0	0
2	7800060000 INTERESES LUFUSSA III	212,629,925.74	212,629,925.74	0	0
2	7800070000 INTERESES ENERSA 200 MW	282,983,202.92	282,983,202.92	0	0
2	7800080000 INTERESES ENERSA 30 MW	22,507,857.46	22,507,857.46	0	0
2	7900010000 CUENTAS DE ORDEN POR EL CONTRA	-33,799,654,646.66	-33,824,109,863.81	24,455,217.15	0.1
2	9000000000 Carga inicial GL	-6,318,744,593.40	-6,318,744,593.40	0	0
2	9000000001 Carga inicial AP	6,391,196,694.57	6,391,196,694.57	0	0
2	9000000002 Carga inicial AR	-72,452,101.17	-72,452,101.17	0	0
2		-5,717,983,451.84	-6,012,833,895.37	294,850,443.53	4.9



EMPRESA NACIONAL DE ENERGIA ELECTRICA
BALANZA DE COMPROBACION
SALDOS AL 31 DICIEMBRE DE 2023 (CIFRAS EXPRESADAS EN LEMPIRAS)

Soc.	Cta.mayor	Texto breve	Arrastre de saldos	Periodo de informe debe	Saldo Haber per.inf.	Saldo acumulado
HN01	1112012206	MANEJ INTEG LAGO YOJ	284,192.65	0	283,961.45	231.2
HN01	1112101201	TRANSMISION	628,471.59	219,118.61	847,590.20	0
HN01	1112111201	GERENCIA CENTRAL-USD	18,716,371.82	2,750,570,010.61	2,703,348,288.63	65,938,093.80
HN01	1112111202	GENER.ENERG. ELEC. \$	6,574,519.44	17,110,659.62	19,144,945.64	4,540,233.42
HN01	1112111203	Apoyo Integ.	8,661.80	0	0	8,661.80
HN01	1112111204	GENERACION EUROS	43,031.00	213,645.90	1,125.76	255,551.14
HN01	1112111207	GERENCIA CENTR EUROS	23,918.10	2,527.20	90	26,355.30
HN01	1112111333	CUENTA UNICA M/E	1.72	27,768,868.46	27,768,868.45	1.73
HN01	1112111802	ILIBRETA GER EUROS	365,988.62	589.1	18,023.87	348,553.85
HN01	1112112106	APOY PROG NAC TRANS	0	1,024,341,345.44	1,025,944,908.39	-1,603,562.95
HN01	1112112107	APOY PROG NAC TRANS	0	24,411,196.42	24,411,196.42	0
HN01	1112112108	RENOV CENTRAL HID FC	0	987,016.00	987,016.00	0
HN01	1112112203	APOY. DES SOST ENER	0	171,981.21	343,962.42	-171,981.21
HN01	1112112204	APOY. INT. ACCI ENE	0	17,274,094.98	17,274,094.98	0
HN01	1112112205	PROG ELECT RURAL LUG	0	57,249,290.57	54,128,284.12	3,121,006.45
HN01	1112114641	TGR CTA. UNICA M.E.	0	27,278,009.07	27,278,009.07	0
HN01	1112121101	GERENCIA ADMINISTRAT	0	17,359,708.50	0	17,359,708.50
HN01	1112171202	GERENCIA DISTRIBUCIO	23,989,444.54	738,281,443.86	692,747,976.24	69,522,912.16
HN01	1112171301	VALORES GUBERNAMENTA	0	41,623,568.20	0	41,623,568.20
HN01	1112201101	PROG.NAC.REDUC	3,809,276,913.15	4,366,302,668.20	6,649,025,416.42	1,526,554,164.93
HN01	1112201206	ELECT CONVENIO 1584	0	407,513.33	407,513.33	0
HN01	1112201301	TRANSMISION CREDITO	21,000.00	0	0	21,000.00
HN01	1112211058	CTA PTE BCH-ENEE	16,259,720.72	1,751,212,344.04	1,751,664,728.76	15,807,336.00
HN01	1112211185	LIBRETA INGRESOS	1,830,221.82	29,949,271,920.86	29,949,283,369.15	1,818,773.53
HN01	1112211203	GEREN CNTRL FDS PRO	837,389,747.05	38,702,738,148.89	39,485,230,063.54	54,897,832.40
HN01	1112211205	Proy Mejoram Efic Se	0	812,000.00	812,000.00	0
HN01	1112211206	TRANSMISION ENE FDS	8,440,677.59	279,615,899.03	280,031,095.41	8,025,481.21
HN01	1112211210	PROY ENERGIA RENOVA	0	25,000,000.00	25,000,000.00	0
HN01	1112211290	REHAB. Y REPOTENCIAC	211,325.54	402,452.54	1,043,985.03	-430,206.95
HN01	1112212105	REHAB Y REPONT COMP	0.15	8,400,000.00	3,907,670.00	4,492,330.15
HN01	1112212106	APOY PROG NAC TRANS	308,168.38	20,310,776.96	20,229,585.42	389,359.92
HN01	1112212109	RENOV CENTRAL HID FC	0	3,910,000.07	3,910,000.00	0.07
HN01	1112212203	APOY. DES SOST ENER	0.33	0	0.33	0
HN01	1112212204	APOY. INT. ACCI ENE	0.12	1,970,229.17	1,970,229.29	0
HN01	1112212205	PROG ELECT RURAL LUG	0.08	8,916,269.95	8,320,688.07	595,581.96
HN01	1112212206	MANEJ INTEG LAGO YOJ	14,624.26	2,492,632.82	2,507,257.08	0
HN01	1112216121	SUB-GERENCIA NO	126,270.00	0	0	126,270.00
HN01	1112219121	GENERAC ENRG ELECT F	8,570,628.85	1,045,686,189.29	1,045,901,571.68	8,355,246.46
HN01	1112221101	FONDOS APOYO BCH	0	5,903,083.01	5,152,007.23	751,075.78
HN01	1112221202	RECAUD INGRESOS POR	106,981.77	8,210,523.03	6,968,484.05	1,349,020.75
HN01	1112221206	APOY PROG NAC TRANS	0.08	64,283,756.77	64,405,845.42	-122,088.57
HN01	1112271101	GERENCIA DE DISTRIBU	0	1,979,919,973.37	1,978,331,013.45	1,588,959.92
HN01	1112271201	SUBGERENCIA NOROCCID	979,704.07	100,020,781.43	100,951,551.72	48,933.78
HN01	1112271202	SUBGERENCIA CENTRO S	0	185,213,283.21	185,168,998.60	44,284.61
HN01	1112271203	SUBGERENCIA LITORAL	186,535.00	0	6,525.13	180,009.87
HN01	1112271204	GERENCIA DE DISTRIBU	5,822,817.14	28,934,813,417.19	28,928,292,642.82	12,343,591.51
HN01	1112271205	GER. DISTRIB. CR NAC	6,000.06	223,355,716.67	223,361,716.73	0
HN01	1112271302	SUBGERENCIA CENTRO S	0	1,934,449,417.39	1,934,449,417.39	0
HN01	1112271303	SUBGERENCIA LITORAL	42	0	0	42
HN01	1112291202	CONVENIO LINEA CREDI	178,426.84	3,685,622.78	0	3,864,049.62
HN01	1112292201	CONV GOB CHINA HOND	60,842.69	644,552.11	705,394.80	0
HN01	1112300000	Int. Fin. Recaudador	427,580,108.03	30,872,394,564.21	31,193,847,964.11	106,126,708.13
HN01	1112320000	Cooperativas	3,176,445.45	167,760,203.35	170,308,216.82	628,431.98
HN01	1112500206	RECA 47.76%	-23.77	15,045,533,459.34	14,856,520,530.34	189,012,905.23
HN01	1112511000	FIDUCIARIO FICOHSA	0.5	10,691,927,573.88	10,577,425,868.52	114,501,705.86
HN01	1112533000	AGENTE FIDUCIARIO	-148,134.85	1,434,244,574.98	1,363,990,950.26	70,105,489.87
HN01	1112610301	PROY EN RENOV M N	271,389.77	2,008,554,580.47	2,007,974,237.08	851,733.16
HN01	1112610900	APOYO A LA INTEGR	0.06	0	0.06	0
HN01	1112810000	Efect en transito	0	1,092,468,306.34	1,092,468,306.34	0
HN01	1121310000	Ac y Val Prop de RED	159,885,700.00	1,251,250.00	903,500.00	160,233,450.00
HN01	1121320000	Ac y VI Prop REDCA	6,080,918.03	0	0	6,080,918.03
HN01	1131111000	CXC Abond Res CS	3,602,315,113.47	9,980,345,940.58	9,653,953,089.99	3,928,707,964.06
HN01	1131112000	CXC Abond Res NO	4,326,556,826.50	9,617,370,367.77	9,263,376,222.29	4,680,550,971.98
HN01	1131113000	CXC Abond Res Atl	1,096,760,310.51	2,651,521,494.59	2,547,248,756.22	1,201,033,048.88
HN01	1131121000	CXC Abond Ind CS	309,761,568.22	2,059,791,750.60	2,066,373,452.93	303,179,865.89
HN01	1131122000	CXC Abond Ind NO	225,261,358.78	5,475,677,013.20	5,496,477,427.91	204,460,944.07
HN01	1131123000	CXC Abond Ind Atl	8,059,535.08	301,634,081.19	300,178,085.43	9,515,530.84
HN01	1131131000	CXC Abond Com CS	1,549,159,438.34	5,651,089,479.85	5,578,753,317.18	1,621,495,601.01
HN01	1131132000	CXC Abond Com NO	1,414,317,200.84	5,566,126,679.50	5,563,073,070.42	1,417,370,809.92
HN01	1131133000	CXC Abond Com Atl	343,015,772.51	1,375,119,613.52	1,364,216,486.14	353,918,899.89
HN01	1131211000	CXC S P Ab G Ctr CS	755,645,204.30	1,003,415,541.49	1,195,076,261.38	563,984,484.41
HN01	1131212000	CXC S P Ab G Ctr NO	373,807,385.77	788,658,581.61	784,406,973.04	378,058,994.34
HN01	1131213000	CXC S P Ab G Ctr Atl	167,118,841.75	237,611,472.76	235,840,008.15	168,890,306.36
HN01	1131221000	CXC Ab S P CS	1,718,444,926.78	833,182,691.84	609,403,196.27	1,942,224,422.35

Soc.	Cta.mayor	Texto breve	Arrastre de saldos	Período de informe debe	Saldo Haber per.inf.	Saldo acumulado
HN01	1131222000	CXC Ab S P NO	370,069,730.51	406,373,347.69	316,357,874.15	460,085,204.05
HN01	1131223000	CXC Ab S P Atl	300,639,492.08	135,046,419.72	77,017,441.95	358,668,469.85
HN01	1131231000	CXC Ab Mun S P CS	369,364,739.05	276,697,532.83	259,269,178.35	386,793,093.53
HN01	1131232000	CXC Ab Mun S P NO	549,549,208.08	163,729,645.57	156,152,781.47	557,126,072.18
HN01	1131233000	CXC Ab Mun S P Atl	12,121,238.75	41,363,174.39	45,059,532.36	8,424,880.78
HN01	1131244000	CXC Sub. Abo. Consum	91,166,675.88	477,831,916.11	282,994,513.60	286,004,078.39
HN01	1131245000	CXC Sub. Abo. Consum	159,286,403.31	32,743,119.86	192,029,523.17	0
HN01	1131246000	CXC Sub. Abo. Consum	3,488,697.56	170,568,543.79	174,057,241.35	0
HN01	1131251000	Subs Junt DE AGUA	262,297,481.95	767,385,771.60	1,119,440.62	1,028,563,812.93
HN01	1131252000	Subs Junt DE AGUA NO	607,485,614.43	38,223,062.49	645,708,676.92	0
HN01	1131253000	Sb Junt DE AGUA Atl	7,843,782.56	768,398.72	8,612,181.28	0
HN01	1131280000	CXC Gob. Central Dec	38,649,701.17	3,080,071.82	0	41,729,772.99
HN01	1131290000	CXC Bono Gob. 18-19	542,581,287.10	110,008.85	321,580.12	542,369,715.83
HN01	1131291000	CXC Bono Gob. 2021	380,052,574.90	1,536,263.71	1,042,354.84	380,546,483.77
HN01	1131350000	CXC DEC. 94-2015 VID	8,249,459.67	4,510,653.83	31,347.67	12,728,765.83
HN01	1131360000	CXC CON.INT.DGE 14	107,096.68	0	0	107,096.68
HN01	1131370000	CXC DEC 35 2016 COND	82,128.08	0	0	82,128.08
HN01	1131380000	CXC DEC 13 2016 EXON	159,398,795.00	69,645,796.17	883,829.11	228,160,762.06
HN01	1131390000	CXC DEC 17 2016 ORFA	13,585,366.44	6,984,713.96	3,151,200.94	17,418,879.46
HN01	1131400000	CXC DEC 265 2002 ORF	949,314.92	375,449.02	82,106.59	1,242,657.35
HN01	1131410000	CXC DEC 51-2018 BORR	626,627,555.28	2,297.55	2,297.55	626,627,555.28
HN01	1131420000	CXC CON.INT.DGE 129	73,045,570.91	358.81	358.81	73,045,570.91
HN01	1131430000	CXC DEC 02-2013	8,960,866.39	2,895,662.31	0	11,856,528.70
HN01	1131440000	CXC DESC TERC EDAD	1,104,005,215.27	343,763,199.67	5,422,617.17	1,442,345,797.77
HN01	1131450000	CXC DESC ASILO ANCI	16,929,192.58	4,570,779.56	222,086.70	21,277,885.44
HN01	1131460000	CXC DEC 171-2019	279,844,876.11	0	0	279,844,876.11
HN01	1131470000	CXC DEC 171-2019	412,272,197.34	13,171.33	13,171.33	412,272,197.34
HN01	1131480000	CXC DEC 31-2017	529,651.05	725,256.62	0	1,254,907.67
HN01	1131510000	CXC DEC 2-2022	22,798,745.34	3,459,349,639.05	2,931,703,924.61	550,444,459.78
HN01	1131520000	CXC DEC	58,790,436.11	4,001,033,741.32	3,644,081,422.17	415,742,755.26
HN01	1132411100	Falt x C Inv en Proc	4,058,640.18	20,720.62	30,568.12	4,048,792.68
HN01	1133110000	Falt X C Maj de Inv	51,888,304.93	0	0	51,888,304.93
HN01	1133320000	var ctas X cobrar	15,615,000.77	0	0	15,615,000.77
HN01	1133332000	Cx C SAR	54,904,929.32	0	0	54,904,929.32
HN01	1133340000	Ctas Emb X Prest	0	960,596,342.97	960,596,342.97	0
HN01	1133355000	cx c Reseva Prestamo	37,431,512.45	0	0	37,431,512.45
HN01	1133356000	cx c Embargos Cuentas	59,514,614.52	0	0	59,514,614.52
HN01	1133357000	CTAS/ COBRAR FICOSHA	34,106,848.08	0	0	34,106,848.08
HN01	1133361000	Fal Rep Mat Tega	13,808,844.65	0	0	13,808,844.65
HN01	1133362000	Fal Rep Mat C Sur	3,001,807.68	0	0	3,001,807.68
HN01	1133363000	Fal Rep Mat Noroc	-360,694.03	73,801.72	136,871.08	-423,763.39
HN01	1133365200	Fal Rec Bco. Atlanti	31,249,999.91	0	0	31,249,999.91
HN01	1133371000	Plan Med Em Tega	105,781.90	4,056,892.74	3,955,374.52	207,300.12
HN01	1133460000	Desembolsos por Cobr	1,287,583,117.73	1,131,221,062.31	1,172,431,222.03	1,246,372,958.01
HN01	1133463000	Desembolsos por Cobr	102,055,885.30	0	0	102,055,885.30
HN01	1133510000	Otras x C Int Nic En	247,964,675.01	0	0	247,964,675.01
HN01	1133520000	Otras x C IHRE Panam	1,073,760.91	0	0	1,073,760.91
HN01	1133530000	Otras x C RECO	26,157,458.45	0	0	26,157,458.45
HN01	1133540000	O C EPR SIEPA B 2016	86,476,640.63	548,784.38	3,596,181.58	83,429,243.43
HN01	1133550000	O x C StandFruit Co	88,963,304.96	0	0	88,963,304.96
HN01	1133570000	O C x C Ag Ad Ferr N	619,072.63	0	0	619,072.63
HN01	1133630000	Retenc. Recaudacion	743,674.17	0	0	743,674.17
HN01	1133740000	Reserva Pago	13,633,530.19	0	0	13,633,530.19
HN01	1133750000	PTMO SINDIII (2018)	336,876,388.55	668,825,690.02	885,771,908.32	119,930,170.25
HN01	1133760000	Reserva Pago	0	0	83,067,055.03	-83,067,055.03
HN01	1133770000	DUCTOS EMISION BONOS	6,888,233.34	0	1,972,027.72	4,916,205.62
HN01	1133780000	DUCTOS EMISION BONOS	25,149,793.46	0	5,590,839.44	19,558,954.02
HN01	1133790000	DUCTOS EMISION BONOS	3,403,106.67	0	800,975.64	2,602,131.03
HN01	1133800000	DUCTOS EMISION BONOS	148,262,863.03	11,209,200.00	10,273,211.94	149,198,851.09
HN01	1133900000	DESCTO S/VGE-2023	0	106,453,000.00	262,364.45	106,190,635.55
HN01	1134110000	Pv P/ c Dud C Ab Rs	-6,557,498,081.47	0	602,909,099.45	-7,160,407,180.92
HN01	1134120000	Pv P/ c Dud C Ab Ind	-54,359,315.51	0	8,880,838.92	-63,240,154.43
HN01	1134130000	Pv P/ c Dud C Ab Com	-3,197,002,758.55	0	168,734,814.86	-3,365,737,573.41
HN01	1134140000	Pv P/c Dud Int Nic E	-247,964,675.01	0	0	-247,964,675.01
HN01	1134150000	Pv P/c Dud Int IHRE	-1,073,760.91	0	0	-1,073,760.91
HN01	1134160000	Pv P/c Dud RECO	-26,157,458.45	0	0	-26,157,458.45
HN01	1134180000	Pv p/c Dud Stand FC	-88,963,304.96	0	0	-88,963,304.96
HN01	1134220000	Pv P/Int X Contr Deu	-178,580,697.73	197,266,742.00	228,216,469.11	-209,530,424.84
HN01	1134230000	RVA. COM. GTIA.BANCA	26,578,640.30	0	0	26,578,640.30
HN01	1134240000	RESERVA SOBREGIRO	42,342,026.95	0	0	42,342,026.95
HN01	1134250000	RVA. REEMB. INV.2AÑO	99,923,325.41	134,460,776.52	0	234,384,101.93
HN01	1134260000	RVA. REEMB. M/O 2AÑO	195,598,612.84	46,467,774.22	0	242,066,387.06
HN01	1136110000	Ant Prov nacionales	6,360,613.91	0	5,638,175.56	722,438.35
HN01	1136120000	Ant Prov EXtraj	128,315,009.37	0	0	128,315,009.37
HN01	1136911000	Antc P/ Gst Vje CS	61,250.45	2,062.50	7,762.50	55,550.45
HN01	1136912000	Antc P/ Gst Vje NO	410,756.94	52,161.03	305,321.10	157,596.87
HN01	1136913000	Antc P/ Gst Vje Atl	46,475.00	0	0	46,475.00
HN01	1136914000	Antc P/ Gst Vje Cntr	145,857.48	41,163.63	57,273.36	129,747.75
HN01	1136921000	Antc P/ Gst Vje CS	23,509.27	0	0	23,509.27

Soc.	Cta.mayor	Texto breve	Arrastre de saldos	Periodo de informe debe	Saldo Haber per.inf.	Saldo acumulado
HN01	1136922000	Antc P/ Gst Vje NO	340,703.83	11,136.53	26,445.00	325,395.36
HN01	1136923000	Antc P/ Gst Vje Atl	-2,712.50	0	0	-2,712.50
HN01	1136924000	Antc P/ Gst Vje Cntr	195,527.69	0	0	195,527.69
HN01	1137100000	Antc Gastos Varios	31,948,328.87	36,881,859.90	52,423,209.20	16,406,979.57
HN01	1139100000	Ctas X Liq Dec Ct M	0	78,641,291.90	78,641,291.90	0
HN01	1139200000	Ctas X Liq Aguin	0	79,843,888.09	79,843,888.09	0
HN01	1151000000	Inv Mat y Sums	184,185,012.09	188,568,273.06	143,510,713.97	229,242,571.18
HN01	1152000000	Inv Mat y Sum Prys	46,054,029.25	265,523.30	770,328.47	45,549,224.08
HN01	1153000000	Inv Repuestos	265,302,896.07	43,831,287.64	46,062,407.20	263,071,776.51
HN01	1154000000	Inv Rp Prys	19,661,374.64	0	124,466.40	19,536,908.24
HN01	1155100000	Inv Cmb uso Gral	2,003,105.06	67,241,816.11	25,289,280.90	43,955,640.27
HN01	1155300000	Inv Comb Generacion	110,123,663.48	56,905,386.40	5,963,006.44	161,066,043.44
HN01	1156100000	P/ ped de Mat y Sum	0	19,742,386.35	3,443,139.70	16,299,246.65
HN01	1158200000	PROVISION POR OBSOLE	-18,508,394.93	783,051.99	0	-17,725,342.94
HN01	1161260000	CxC Anticipo	1,250,000.00	0	0	1,250,000.00
HN01	1162210000	Dep en Garan MER	95,651,669.71	119,343,791.27	69,863,662.12	145,131,798.86
HN01	1311000000	Cst H terrenos	509,211,480.64	0	0	509,211,480.64
HN01	1312000000	Revalúo de Terrenos	41,439,412.79	0	0	41,439,412.79
HN01	1321000000	Cst H Edificios	139,428,387.04	0	0	139,428,387.04
HN01	1322000000	Revalúo de Edificios	205,245,859.71	0	0	205,245,859.71
HN01	1329100000	Depr Cst H Ed	-92,551,541.08	0	2,402,591.56	-94,954,132.64
HN01	1329200000	Depr Reval Edificios	-118,575,151.06	0	3,679,694.58	-122,254,845.64
HN01	1341110000	Cst H Hid Cajón	1,692,206,230.52	0	0	1,692,206,230.52
HN01	1341120000	Cst Rv Ctr Hid Cajón	16,522,041,260.68	0	0	16,522,041,260.68
HN01	1341131000	Depr Cst H Cajón	-1,205,130,766.38	0	25,254,369.74	-1,230,385,136.12
HN01	1341132000	Dep Rv Ctr El Cajón	-16,150,088,808.28	0	50,628,255.02	-16,200,717,063.30
HN01	1341210000	Cst H Ctrl Patucall	20,585.00	0	0	20,585.00
HN01	1341231000	Depr Cst H Patucall	-275.97	0	254.74	-530.71
HN01	1341310000	Cst H Cpj Hidr Cañav	595,073,251.48	323,726.16	0	595,396,977.64
HN01	1341320000	Cst Rv Cpj Hid Cañav	5,829,787,670.77	0	0	5,829,787,670.77
HN01	1341331000	Depr Cst H Cañaverl	-588,766,925.03	0	47,218.95	-588,814,143.98
HN01	1341332000	Depr Reval Cañaverl	-5,771,489,794.17	0	0	-5,771,489,794.17
HN01	1341410000	Cst H Pry Hidr Nísp	118,098,851.76	0	0	118,098,851.76
HN01	1341420000	Cst Rv Pry Hidr Nísp	1,156,542,888.24	0	0	1,156,542,888.24
HN01	1341431000	Depr Cst H El Nísp	-116,832,245.20	0	1,122.84	-116,833,368.04
HN01	1341432000	Dep Rv El Nísp	-921,496,193.37	0	14,126,345.05	-935,622,538.42
HN01	1341510000	Cst H Sta M Real	3,393,548.14	0	0	3,393,548.14
HN01	1341520000	Cst Rv Sta m Real	33,044,082.50	0	0	33,044,082.50
HN01	1341531000	Dep A Cst H S M Real	-2,758,648.41	0	36,684.86	-2,795,333.27
HN01	1341532000	Dep Rv Sta M Real	-32,713,641.68	0	0	-32,713,641.68
HN01	1342310000	Cst H Plnt Térm Ce	106,903,241.94	0	0	106,903,241.94
HN01	1342320000	Cst Rev Plnt Térm Ce	614,047,064.52	0	0	614,047,064.52
HN01	1342331000	Depr Cst H Plnt Ceib	-105,575,496.53	0	29,333.11	-105,604,829.64
HN01	1342332000	Dep Rv Plnt La Ceiba	-607,906,590.61	0	0	-607,906,590.61
HN01	1351100000	Cst H Líneas Trs N	1,583,103,246.04	0	0	1,583,103,246.04
HN01	1351200000	Cst Rev Líneas Trs N	4,410,342,527.11	0	0	4,410,342,527.11
HN01	1351310000	Depr Cst H Lín Trs N	-1,392,864,019.72	0	20,889,668.81	-1,413,753,688.53
HN01	1351320000	Dep Rv Lín Trs Nac	-4,105,194,364.41	0	21,586,763.33	-4,126,781,127.74
HN01	1353100000	Cst H Sub Estaciones	1,017,613,812.65	14,960,827.14	0	1,032,574,639.79
HN01	1353200000	Cst Rev Sub Est	2,884,052,899.40	0	0	2,884,052,899.40
HN01	1353310000	Depr Cst H Sub Est	-735,317,771.67	0	18,608,005.85	-753,925,777.52
HN01	1353320000	Dep Rv Sub Est	-2,313,304,742.51	0	46,655,435.06	-2,359,960,177.57
HN01	1361100000	Cst H Sis de Desp	121,695,832.45	0	0	121,695,832.45
HN01	1361200000	Cst Rev Sis de D	345,318,932.34	0	0	345,318,932.34
HN01	1361310000	Depr Cst H Sis de D	-112,082,894.62	0	2,615,152.28	-114,698,046.90
HN01	1361320000	Dep Rv Sis de Desp	-336,943,004.34	0	608,998.60	-337,552,002.94
HN01	1362100000	Cst H Sis de Dist	6,864,862,525.34	0	0	6,864,862,525.34
HN01	1362200000	Cst Rev Sis de Dist	7,898,585,008.56	0	0	7,898,585,008.56
HN01	1362310000	Depr Cst H Sis de D	-6,233,944,122.47	0	206,828,179.96	-6,440,772,302.43
HN01	1362320000	Dep Rv Sis de Dis	-5,418,424,228.36	0	153,781,850.33	-5,572,206,078.69
HN01	1371100000	Cst H Maquinaria	1,694,558.50	2,853,495.58	0	4,548,054.08
HN01	1371310000	Depr Cst H Maq	-1,041,099.77	0	78,813.30	-1,119,913.07
HN01	1372100000	Cst H Carga	1,691,735.36	178,480.00	0	1,870,215.36
HN01	1372310000	Depr Cst H Eq Carg	-1,674,818.01	0	6,821.51	-1,681,639.52
HN01	1373100000	Cst H Eq Mnt Lín Cir	1,423,347.79	203,061.25	0	1,626,409.04
HN01	1373310000	Depr Cst H Eq Mt Lín	-602,408.58	0	141,579.72	-743,988.30
HN01	1379100000	Cst H Herramientas	131,930,605.17	13,359,874.71	60,260.00	145,230,219.88
HN01	1379310000	Depr Cst H Herr	-116,125,886.40	0	5,480,353.03	-121,606,239.43
HN01	1381100000	Cst H vehic Trsnp	234,532,041.97	43,065,000.00	0	277,597,041.97
HN01	1381310000	Dep Cst H veh Tp	-231,885,987.45	0	32,901.51	-231,918,888.96
HN01	1382100000	Cst H Mob y Eq Of	87,332,789.77	5,227,222.80	0	92,560,012.57
HN01	1382310000	Depr Cst H M y Eq	-79,115,512.07	0	1,303,617.68	-80,419,129.75
HN01	1383100000	Cst H Eq Médico y S	10,512,833.42	969,537.04	0	11,482,370.46
HN01	1383310000	Dep Cst H Eq Méd	-6,271,974.02	0	533,038.40	-6,805,012.42
HN01	1384100000	Cst H Eq Educac y R	1,467,330.62	335,679.25	0	1,803,009.87
HN01	1384310000	Dep Cst H Eq Ed Rc	-1,192,266.89	0	48,936.07	-1,241,202.96
HN01	1385100000	Cst H Eq de Inf	197,523,470.16	21,492,587.10	0	219,016,057.26
HN01	1385310000	Depr Cst H Eq de Inf	-172,602,483.00	0	7,075,576.65	-179,678,059.65
HN01	1386100000	Cst H Eq de Com	19,617,373.29	3,635,874.20	0	23,253,247.49

Soc.	Cta.mayor	Texto breve	Arrastre de saldos	Período de informe debe	Saldo Haber per.inf.	Saldo acumulado
HN01	1386310000	Depr Cst H Eq de Com	-15,418,008.45	0	1,261,998.44	-16,680,006.89
HN01	1386400000	Pinturas obras arte	57,531.22	0	0	57,531.22
HN01	1387100000	Cst H Equipo de Seg	6,475,078.56	451,371.05	0	6,926,449.61
HN01	1387310000	Depr Cst H Eq de Seg	-6,019,918.84	0	193,312.44	-6,213,231.28
HN01	1421000000	Cst H Mb, Eq y Viv	14,759,736.36	3,807,233.13	0	18,566,969.49
HN01	1423100000	Depr C H Mb, Eq Viv	-12,661,634.63	0	314,918.40	-12,976,553.03
HN01	1431000000	Cst H electodomest	14,243,633.60	1,278,562.20	0	15,522,195.80
HN01	1433100000	Depr C H Electrodome	-13,582,279.71	0	107,823.14	-13,690,102.85
HN01	1433300000	Inv. II año EEH	643,726,698.89	0	0	643,726,698.89
HN01	1490012632	AF/Equipo p *TRANS*	773,735.32	0	0	773,735.32
HN01	1490013842	AF/DEP.COMB *TRANS*	-240,790,125.03	0	0	-240,790,125.03
HN01	1490013843	AF/MOTOR,EQ *TRANS*	240,790,125.03	0	0	240,790,125.03
HN01	1490013942	AF/DEP.COMB *TRANS*	80,245,362.41	0	0	80,245,362.41
HN01	1490013943	AF/MOTOR,EQ *TRANS*	-80,245,362.41	0	0	-80,245,362.41
HN01	1490014652	AF/Equipo pa *TRANS*	287,272.09	0	0	287,272.09
HN01	1490014654	AF/TORRES,P *TRANS*	381,543.43	0	0	381,543.43
HN01	1490014666	AF/equipo d *TRANS*	78,858,720.00	0	0	78,858,720.00
HN01	1490015666	AF/LINEAS E *TRANS*	1,400,977.80	0	0	1,400,977.80
HN01	1490015667	AF/POSTE,TR *TRANS*	96,272,577.43	0	0	96,272,577.43
HN01	1490015669	AF/ACOMETID *TRANS*	4,323,520.73	0	0	4,323,520.73
HN01	1490016691	AF/Equipo d *TRANS*	2,216,877.33	0	0	2,216,877.33
HN01	1490016692	AF/EQUIPO D *TRANS*	513,170.19	0	0	513,170.19
HN01	1490016693	AF/EQUIP.AL *TRANS*	2,320,866.23	0	0	2,320,866.23
HN01	1490016891	AF/MOBBI,EQ *TRANS*	-1,619,808.90	0	0	-1,619,808.90
HN01	1490020171	AF Curso/AD *TRANS*	-54,205,087.87	0	0	-54,205,087.87
HN01	1610000000	Aplic informatic	9,858,852.49	0	0	9,858,852.49
HN01	1614000000	GASTOS FINANC. INV.	6,627,371.77	0	6,627,371.77	0
HN01	1615000000	M/O Inv. EEH II AÑO	2,313,820.87	0.03	2,313,820.90	0
HN01	1633000000	Pagos Anticipados	14,209,996.75	0	0	14,209,996.75
HN01	1701000000	Proyecto PROMEF	36,914,950.12	0	0	36,914,950.12
HN01	1702100000	Proyecto Patuca III	1,264,811,800.38	62,254,503.64	31,307,854.82	1,295,758,449.20
HN01	1702200000	Proyecto Patuca III	9,759,625,554.80	229,254,272.02	124,210,971.85	9,864,668,854.97
HN01	1702300000	Proyecto Patuca III	832,954,221.87	0	0	832,954,221.87
HN01	1702400000	Proyecto Patuca III	1,053,156.28	0	0	1,053,156.28
HN01	1702500000	Proyecto Patuca III	24,720,454.92	0	0	24,720,454.92
HN01	1710000000	Proyecto Llanitos Ji	505,700.00	0	0	505,700.00
HN01	1715000000	Py Mant Obras S MOS	778,047,066.92	0	0	778,047,066.92
HN01	1719000000	PRY BCIE 2038	391,954.60	0	0	391,954.60
HN01	1722000000	Proy BID	52,869,345.88	0.06	0	52,869,345.94
HN01	1723000000	Proy BID	19,674,126.53	0	0	19,674,126.53
HN01	1724000000	Proy BID	49,104,412.31	0	0	49,104,412.31
HN01	1725000000	Apoy. Integrac.	349,024,287.77	0	0	349,024,287.77
HN01	1726000000	Proy. Rehab. y Poten	4,080,933.20	0	0	4,080,933.20
HN01	1727000000	Proy. BID 3103 BL-HO	68,665,951.51	0	0	68,665,951.51
HN01	1728000000	Proy. Rehab. y Poten	58,658,865.78	977,500.00	0	59,636,365.78
HN01	1729000000	Proy. Rehab. y Poten	381,730,916.41	0	0	381,730,916.41
HN01	1730000000	Proy. Rehab. y Poten	6,054,064.56	0	0	6,054,064.56
HN01	1731000000	Proy. Rehab. y Poten	16,888,792.53	0	0	16,888,792.53
HN01	1732000000	Subestación Juticalp	1,868,296.14	0	0	1,868,296.14
HN01	1733000000	PROY. JICA	17,257,450.88	0	0	17,257,450.88
HN01	1734000000	SIST. INTERCONET. NA	30,479,519.08	0	0	30,479,519.08
HN01	1735000000	APOY. INT. ACCI ENE	2,808,175.49	2,055,016.49	327,351.98	4,535,840.00
HN01	1736000000	APOY. INT. ACCI ENE	84,749,570.04	17,274,094.98	691.46	102,022,973.56
HN01	1738000000	APOY. DES SOST ENER	1,952,605.96	0.33	0	1,952,606.29
HN01	1739000000	PROG ELECT RURAL LUG	1,686,313.35	7,928,860.43	2,448,115.79	7,167,057.99
HN01	1741000000	APOY. DES SOST ENER	6,629,733.32	0	0	6,629,733.32
HN01	1742000000	PROG ELECT RURAL LUG	44,688,294.56	53,956,163.60	51,653.56	98,592,804.60
HN01	1743000000	APOY. PROG NAC TRANS	672,148,754.21	1,020,550,635.46	12,122,594.71	1,680,576,794.96
HN01	1744000000	APOY. PROG NAC TRANS	87,202,524.66	51,282,079.25	4,285,824.97	134,198,778.94
HN01	1745000000	APOY. PROG NAC TRANS	2,929,383.62	11,096,088.68	99,096.52	13,926,375.78
HN01	1746000000	APOY. PROG NAC TRANS	40,069,723.46	24,410,685.28	1,673,668.82	62,806,739.92
HN01	1748000000	CONV GOB CHINA Y HON	17,803,323.81	705,394.80	0	18,508,718.61
HN01	1749000000	CONV GOB CHINA Y HON	252,525,242.73	0	0	252,525,242.73
HN01	1750000000	APOY PROG NAC TRANSM	6,434.03	0	0	6,434.03
HN01	1751000000	PROG ELECTRIFICACION	61,915.30	0	0	61,915.30
HN01	1752000000	MANEJ INTEG LAGO YOJ	4,648,293.66	283,961.45	0	4,932,255.11
HN01	1753000000	MANEJ INTEG LAGO YOJ	2,882,544.76	2,507,257.08	378,357.39	5,011,444.45
HN01	1755000000	RENOV CENTRAL HID	0	987,016.00	0	987,016.00
HN01	1756000000	RENOV CENTRAL HID	0	3,910,000.00	0	3,910,000.00
HN01	1900000000	ACTIVOS FIJOS CH/CR	2,017,788,392.11	0	0	2,017,788,392.11
HN01	1910000000	ACTIVOS FIJOS DA	-1,950,722,834.31	0	0	-1,950,722,834.31
HN01	2111110000	CXP energia térmica	-4,843,695,288.27	47,722,188,572.90	46,998,979,462.01	-4,120,486,177.38
HN01	2111150000	CXP energia Renovabl	-9,577,677,226.21	54,360,253,549.28	56,129,491,985.29	-11,346,915,662.22
HN01	2111210000	CXPTransacciones MER	-7,016,000.19	1,074,148,562.83	1,031,294,391.41	35,838,171.23
HN01	2111220000	CXP Prov Energ Ext	-670,211,300.14	1,760,476,795.15	1,487,581,898.69	-397,316,403.68
HN01	2111500000	PROVI. COMPRA ENERGI	356,609,086.02	144,213,073.23	1,058,140.79	499,764,018.46
HN01	2111600000	PROVI. DEUDA MAYO	0	349,116,076.31	349,116,076.31	0
HN01	2112110000	Prov.Bienes Nac	-60,125,110.91	60,048,730.49	59,301,489.30	-59,377,869.72
HN01	2112120000	Prov Servicios Nac	-640,690,764.85	4,961,144,292.47	4,579,346,789.10	-258,893,261.48

Soc.	Cta.mayor	Texto breve	Arrastre de saldos	Período de informe debe	Saldo Haber per.inf.	Saldo acumulado
HN01	2112130000	Prov Invent Nac	-32,027,731.25	317,985,331.09	294,350,955.68	-8,393,355.84
HN01	2112151000	prov. Empleados	-3,283,486.47	567,256,942.65	568,852,093.82	-4,878,637.64
HN01	2112190000	EM/RF Inventarios	-63,284,673.99	485,761,024.19	469,395,452.83	-46,919,102.63
HN01	2112211000	CXP Prov.bienes.eXt	-158,477,509.48	4,824,754.18	4,823,180.91	-158,475,936.21
HN01	2113110000	CXP Contr.Obras Nac	-55,995,107.67	0	0	-55,995,107.67
HN01	2113120000	CXP Prov.proyec.Nac	-3,149,354.94	4,917,563.64	4,470,606.50	-2,702,397.80
HN01	2115114000	CXP S y Sal E P Tg	352.05	962,744,926.41	962,745,278.46	0
HN01	2115125000	Provisión Decimo Cua	-38,749,543.08	77,499,086.15	78,319,303.13	-39,569,760.06
HN01	2115126000	Provisión Decimo Ter	0	78,293,090.69	78,293,090.69	0
HN01	2115310000	Ret s Honor	-82,737.35	2,311.88	0	-80,425.47
HN01	2116111000	Cot F de PS	-1,168,153.04	52,424,079.47	55,826,010.07	-4,570,083.64
HN01	2116112000	Impto. s Renta Emple	-8,391.86	119,932,755.25	120,140,106.32	-215,742.93
HN01	2116113000	Cont IHSS	0	10,872,417.24	10,865,623.79	6,793.45
HN01	2116114000	Imto Vec E Perm	-1,309,925.48	7,205,092.09	6,279,175.09	-384,008.48
HN01	2116200101	Bco Trab E Perm	0	494,346.74	494,346.74	0
HN01	2116200102	Sind Trab ENEE	9,956.37	22,129,033.20	22,145,061.28	-6,071.71
HN01	2116200104	Coleg PM y CP	0	2,199,650.86	2,199,800.86	-150
HN01	2116200106	IMPREMA	0	375,639.00	375,639.00	0
HN01	2116200107	Coleg P Trab Soc	-760	0	0	-760
HN01	2116200109	Cont Pol Par Nac	0	4,906.94	2,685.74	2,221.20
HN01	2116200112	Coop Em SPS	0	18,168,469.01	19,124,570.54	-956,101.53
HN01	2116200113	Coop Em Cañav	0	1,647,539.08	1,647,539.08	0
HN01	2116200114	Coop Em Nisper	0	1,392,713.68	1,392,713.68	0
HN01	2116200115	Coop Em Tegus	-328,254.67	52,137,225.11	53,409,584.34	-1,600,613.90
HN01	2116200117	Fond Esp FPS	0	16,202.28	0	16,202.28
HN01	2116200120	Ptmo Esc FPS	0	75,787.27	0	75,787.27
HN01	2116200127	Embargos Saldo	-3,389,686.17	19,561,230.97	21,480,917.35	-5,309,372.55
HN01	2116200128	Grupo Capital	58,436.19	222,312.72	222,312.72	58,436.19
HN01	2116200129	Fondo de Prestacione	1,468,217.97	173,278,404.96	168,750,444.43	5,996,178.50
HN01	2116200130	Bco. Desarrollo Rura	0	52,652.25	2,095,920.23	-2,043,267.98
HN01	2116200133	CONTRIBUCION POLITIC	0	5,614,799.88	5,618,371.08	-3,571.20
HN01	2116200401	Otras ded Emp	0	89.55	89.55	0
HN01	2116200413	Prestaciones por Pag	-144,958.43	154,945,890.35	200,246,926.48	-45,445,994.56
HN01	2116300104	Impto. s Ventas	-158,928,418.68	248,581,437.14	247,845,040.03	-158,192,021.57
HN01	2116300107	Retención 1% ANT.ISR	1,725,388.14	1,158,107.98	1,375,881.60	1,507,614.52
HN01	2116300110	Retención 10% Art. 5	0	1,510,438.89	2,426,585.32	-916,146.43
HN01	2116300301	Cuo Pat IHSS	-1,729,652.64	24,977,762.79	25,094,001.95	-1,845,891.80
HN01	2116300302	Cuo Pat FPS	-285,913,641.98	26,233,948.42	175,454,274.25	-435,133,967.81
HN01	2116300303	Cuot P IMPREMA	-3,441,937.23	349,113.23	945,295.52	-4,038,119.52
HN01	2116300304	Cuota INFOP	-1,021,820.67	19,241,578.80	19,116,923.73	-897,165.60
HN01	2116312000	12.5% Honorarios Pro	-39,809.37	3,833,717.07	3,857,970.02	-64,062.32
HN01	2116314000	25% Consultores Extr	0	738,850.18	738,850.18	0
HN01	2117030000	Imto S V X Vta Abon	-42,686,940.43	1,657,053.27	264,252.38	-41,294,139.54
HN01	2118040000	Res Pag P Tega	-41,840,048.72	32,665,102.14	301,802,283.83	-310,977,230.41
HN01	2118050000	Dev Cost M C Sur	0	269,915.00	269,915.00	0
HN01	2118060000	Dev Cost M Noroc	0	380	380	0
HN01	2118090000	CXP LIBRETAS HNL	-11,569,648.31	24,107.91	0	-11,545,540.40
HN01	2118090100	IMPUESTO SOBRE VEN	-11,573,410.79	0	0	-11,573,410.79
HN01	2118090200	MULTAS Y PENAS	-661,257.22	0	0	-661,257.22
HN01	2118100000	CXP LIBRETAS USD	-23,981,418.19	5,638,175.56	0	-18,343,242.63
HN01	2118110000	PASIVOS PNRP	-78,563,325.04	701,067,418.63	625,146,344.49	-2,642,250.90
HN01	2121410000	D Ext Suiza CPV	-369,801.26	395,794.79	493,508.37	-467,514.84
HN01	2121420000	D Ext Suiza CPVI	-2,138,658.01	2,286,968.58	2,739,492.59	-2,591,182.02
HN01	2121431000	IND. & COM.BANK CHINA	-732,325,538.49	1,104,381,771.14	1,105,974,573.86	-733,918,341.21
HN01	2122100000	Ctas. por Pagar	0	183,493,468.04	183,493,468.04	0
HN01	2122101000	Ctas. por Pagar	-23,156,368.92	98,294.50	148,647.06	-23,206,721.48
HN01	2122193001	INTSVGE-2019ISIN12-4	-703,756,000.00	703,756,000.00	0	0
HN01	2122193002	ISIN HNENEE00064-5	0	0	1,014,000,000.00	-1,014,000,000.00
HN01	2122193003	ISIN HNENEE00096-7	0	0	150,000,000.00	-150,000,000.00
HN01	2122210000	D I C P Gobierno ERP	-221,075,540.66	230,049,088.20	171,663,366.70	-162,689,819.16
HN01	2122230000	DICP BID 2016/BL-HO	-20,918,597.33	20,966,944.06	21,012,441.80	-20,964,095.07
HN01	2122240000	DICP BID 1584/SF-HO	-12,358,188.76	12,437,820.95	12,464,699.70	-12,385,067.51
HN01	2122241000	DICP BID 3103/BL-HO	-16,450,803.48	16,522,029.81	16,557,810.18	-16,486,583.85
HN01	2122242000	DICP BID 3435/BL-HO	-14,160,736.49	14,222,047.61	14,252,847.06	-14,191,535.94
HN01	2122250000	DICP IDA 4536-HO	-61,494,500.00	61,786,750.00	61,920,500.00	-61,628,250.00
HN01	2122440000	PTMO. SEFIN	-4,553,496,299.16	0	0	-4,553,496,299.16
HN01	2122462000	FICOSHA SINDICADO II	-735,000,000.00	665,000,000.03	490,000,000.00	-559,999,999.97
HN01	2122470000	Inv. II año EEH	-201,285,925.74	202,760,580.71	125,612,329.74	-124,137,674.77
HN01	2131310000	DEM BC CP BNP 240982	-5,741,060.33	30,528.36	43,015.12	-5,753,547.09
HN01	2132210000	Gobierno ERP	-4,735,871,797.27	33,807,903.33	265,664,762.54	-4,967,728,656.48
HN01	2132220000	DIM FContraValor Ho	-248,928,199.67	1,691,882.69	2,233,299.50	-249,469,616.48
HN01	2132230000	DIM GC BID 2016/BLHO	-146,430,181.46	828,186.93	22,110,766.40	-167,712,760.93
HN01	2132240000	DIM GC BID 1584/SFHO	-92,686,415.11	523,762.84	13,110,422.67	-105,273,074.94
HN01	2132241000	DIM GC BID 3103/BLHO	-49,352,410.47	277,414.78	16,871,339.68	-65,946,335.37
HN01	2132242000	DIM GC BID 3435/BLHO	-27,913,436.35	161,326.53	14,413,574.02	-42,165,683.84
HN01	2132250000	DIM GC CPIDA 4536-HO	-245,978,000.00	1,480,201.24	63,643,451.24	-308,141,250.00
HN01	2141320000	Int x P Indand Come	-14,794,200.45	585,825,189.22	599,233,443.40	-28,202,454.63
HN01	2141410000	IxP DE Suiz UBS C Pa	-8,844.35	50,667.43	49,904.90	-8,081.82
HN01	2141420000	IxP DESuiz UBS CI Pa	-462,559.70	2,653,677.10	2,641,938.09	-450,820.69

Soc.	Cta.mayor	Texto breve	Arrastre de saldos	Periodo de informe debe	Saldo Haber per.inf.	Saldo acumulado
HN01	2142001000	IXP. Bonos RBCP-2016	-44,378,450.14	335,930,090.83	374,592,101.27	-83,040,460.58
HN01	2142190000	BCH RPE-2014 ISIN 38	-0.01	0	0	-0.01
HN01	2142210000	Gobierno ERP	-11,163,206.28	51,041,220.73	49,247,612.25	-9,369,597.80
HN01	2142230000	IxP DI BID 2016/BLHO	-3,699,286.07	14,415,154.22	17,062,702.97	-6,346,834.82
HN01	2142231000	IxP DI BID 3103/BL-H	-1,519,687.41	14,149,410.71	14,651,667.90	-2,021,944.60
HN01	2142240000	IxP DI BID 1584/SFHO	-402,233.64	6,683,845.19	6,723,402.16	-441,790.61
HN01	2142241000	IxP DI BID 3435/BL-H	-977,949.14	12,435,467.19	12,479,029.50	-1,021,511.45
HN01	2142242001	INT. POR PAGAR BID 4	-5,579,825.11	90,955,829.32	95,305,270.80	-9,929,266.59
HN01	2142242002	COMISIONES X PAGAR	-800,256.47	8,734,932.12	8,599,179.69	-664,504.04
HN01	2142242003	IXP BID 4599	-8,369.97	257,295.08	257,313.32	-8,388.21
HN01	2142250000	IxP DI IDA 4536-HO	-115,302.19	37,137,880.35	38,422,694.96	-1,400,116.80
HN01	2142300000	BCO OCCIDENTE L 400	0.02	0	0	0.02
HN01	2142302000	BCO. OCCIDENTE 550 M	0.1	0	0	0.1
HN01	2142303000	BCO. OCCIDENTE 550 M	0.01	0	0	0.01
HN01	2142310000	Bco. Atlantida	-0.01	0	0	-0.01
HN01	2142320000	INTERESES JICA HO-P6	-82,771.17	311,757.82	1,442,906.28	-1,213,919.63
HN01	2142416000	Ficohsa	0.01	0	0	0.01
HN01	2142450000	INT. PTMO. BONO	-481,279,871.55	1,403,526,656.99	1,341,473,928.96	-419,227,143.52
HN01	2142450001	INT. PTMO. BONO 2020	-13,836,262.50	2,650,280,212.35	2,707,902,913.58	-71,458,963.73
HN01	2142470000	INT X PAG 6500MM 18	-83,044,444.15	252,270,832.07	183,356,944.24	-14,130,556.32
HN01	2142490000	IXP VGE-19 ISIN 12-4	-1,583,451.00	42,753,177.00	41,169,726.00	0
HN01	2142491000	IXP VGE-19 ISIN 18-1	-2,704,722.24	121,822,500.03	127,502,416.69	-8,384,638.90
HN01	2142492000	IXP VGE-19 ISIN 24-9	-2,663,407.50	119,853,337.50	117,456,271.25	-266,341.25
HN01	2142493000	IXP VGE-19 ISIN 34-8	-21,666.68	979,687.50	963,833.33	-5,812.51
HN01	2142494000	IXP VGE-19 ISIN 40-5	-488,550.07	21,984,754.99	21,545,059.85	-48,854.93
HN01	2142495000	IXP VGE-19 ISIN 48-8	-7,915,029.91	255,762,202.45	278,954,837.10	-31,107,664.56
HN01	2142496000	IXP VGE-19 ISIN 58-7	-1,411,281.26	147,475,064.41	156,654,513.92	-10,590,730.77
HN01	2142500000	IXP Conv.SEFIN China	-3,596,956.58	141,777,414.48	147,861,928.72	-9,681,470.82
HN01	2142510000	IXP REEMBOLSO INVERS	-5,144,874.09	12,542,461.11	15,460,073.89	-8,062,486.87
HN01	2142520000	INTS S/BVGE2020 64-5	-1,419,600.00	74,930,000.00	79,011,350.00	-5,500,950.00
HN01	2142520001	INTS S/BVGE2020 66-0	-2,788,355.57	157,395,333.32	165,411,855.51	-10,804,877.76
HN01	2142520002	INTS S/BVGE2020 72-8	-1,297,535.57	72,986,374.99	76,716,789.68	-5,027,950.26
HN01	2142520003	INTS S/BVGE2020 76-9	-1,173,000.00	65,981,250.00	69,353,625.00	-4,545,375.00
HN01	2142520004	INTS S/BVGE2020 84-3	-328,000.03	18,450,000.00	19,393,000.00	-1,271,000.03
HN01	2142530000	INT S/BONOS VGE-2021	-13,746,721.64	90,970,951.89	90,970,951.94	-13,746,721.69
HN01	2142530001	INT S/BONOS VGE-2021	-5,923,083.33	39,196,875.00	39,196,875.00	-5,923,083.33
HN01	2142530002	INTS.S/VGE-2020 77-7	-3,541,666.67	23,437,500.00	23,437,500.00	-3,541,666.67
HN01	2142530003	INTS/BONOSVGE-202085	-1,813,333.33	12,000,000.00	12,000,000.00	-1,813,333.33
HN01	2142530005	INTS. S/BONOS VGE	-720,416.66	8,550,208.32	8,967,291.66	-1,137,500.00
HN01	2142530006	INTS. S/BONOS VGE	-10,873,857.78	326,377,555.56	327,805,086.64	-12,301,388.86
HN01	2142530007	INTS. S/BONOS VGE	-257,511.11	87,679,166.68	88,241,099.99	-819,444.42
HN01	2142540001	INTS.CORRIDOS VGE22	-703,920.00	0	0	-703,920.00
HN01	2142540002	INTS.CORRIDOS VGE21	-41,100.00	0	5,000,000.00	-5,041,100.00
HN01	2142540003	INTS.CORRIDOS VGE-23	0	690,600.00	1,381,200.00	-690,600.00
HN01	2142540004	INT X PAGAR VGE-2023	0	0	893,750.00	-893,750.00
HN01	2142540005	INT X PAGAR VGE-2023	0	0	1,862,500.00	-1,862,500.00
HN01	2151310000	B.N.P. 24-09-82	-3,811,905.53	16,178.80	24,469.66	-3,820,196.39
HN01	2152210000	Gobierno ERP	-1,823,416,127.73	13,894,561.63	55,714,657.05	-1,865,236,223.15
HN01	2152230000	BID 2016/BL-HO	-91,849,220.10	411,539.82	13,225,115.83	-104,662,796.11
HN01	2152231000	BID 3103/BL-HO	-85,021,398.68	371,381.54	12,094,219.25	-96,744,236.39
HN01	2152240000	BID 1584/SF-HO	-48,206,177.35	207,235.06	5,699,417.88	-53,698,360.17
HN01	2152241000	BID 3435/BL-HO	-51,095,373.26	226,509.30	10,919,142.49	-61,788,006.45
HN01	2152242000	INTS. y COM.VENC4598	-59,426,265.04	318,096.35	78,249,453.71	-137,357,622.40
HN01	2152243000	INTS. y COM.VENC4599	-53,143.71	282.27	64,862.82	-117,724.26
HN01	2152250000	IDA 4536-HO	-31,362,195.98	134,454.37	2,860,385.11	-34,088,126.72
HN01	2152310000	INTS. Y COMIS. JICA	-6,693,278.80	28,408.17	42,965.99	-6,707,836.62
HN01	2152330000	INTS.MORA B.SOB.2017	-1,076,327,602.23	16,889,385.63	1,087,549,522.39	-2,146,987,738.99
HN01	2152330001	INTS.MORA B.SOB.2020	-830,323,336.80	1,250,406,858.60	2,084,342,087.40	-1,664,258,565.60
HN01	2152340000	INTS.MORA EXIMBCHINA	-104,319,870.93	128,051,569.05	255,892,213.05	-232,160,514.93
HN01	2211320000	Industrial and Comer	-3,433,538,074.89	748,491,245.07	22,040,819.17	-2,707,087,648.99
HN01	2211510000	Suiza UBS Club dePar	-2,114,568.22	628,382.23	362,130.99	-1,848,316.98
HN01	2211520000	Suiza UBS Club dePar	-38,525,933.21	5,522,061.36	6,597,771.63	-39,601,643.48
HN01	2212210000	Bonos Conv. Pas RBCP	-1,215,330,000.00	0	0	-1,215,330,000.00
HN01	2213100000	Gobierno ERP	-2,040,068,883.91	171,348,447.62	13,095,759.13	-1,881,816,195.42
HN01	2213300000	BID 2016/BL-HO	-524,459,112.65	23,190,047.49	3,366,646.36	-504,635,711.52
HN01	2213310000	BID 3103/BL-HO	-498,224,340.04	18,601,188.44	3,198,238.17	-482,821,389.77
HN01	2213400000	BID 1584/SF-HO	-259,521,962.17	13,486,551.90	1,665,942.37	-247,701,352.64
HN01	2213410000	BID 3435/BL-HO	-523,675,227.12	16,414,161.34	3,361,614.41	-510,622,680.19
HN01	2213410001	BID 4598/BL-HO	-1,935,920,653.40	7,956,257.20	617,602,795.70	-2,545,567,191.90
HN01	2213410002	BID 4599/ BL-HO L/P	-66,414,060.00	268,380.00	54,645,690.00	-120,791,370.00
HN01	2213420000	JICA HO-P6 L/PLAZO	-163,724,406.86	95,133,793.13	532,051,388.28	-600,642,002.01
HN01	2213500000	IDA 4536-HO	-307,472,500.00	62,933,250.00	1,973,750.00	-246,513,000.00
HN01	2216000000	PTMO. BONO	-12,453,644,013.32	52,856,777.24	79,943,344.08	-12,480,730,580.16
HN01	2216000001	PTMO. BONO SOB. 2020	-14,720,800,713.08	73,010,081.77	105,027,694.66	-14,752,818,325.97
HN01	2216110000	PTMO SIND. 6500MM 18	-980,000,000.00	490,000,000.00	0	-490,000,000.00
HN01	2216120000	PTAMO. FICOHSA USD	0.01	0	0	0.01
HN01	2216130000	EXIMBCHINA 602158303	-1,817,542,318.41	7,714,162.16	11,667,300.82	-1,821,495,457.07
HN01	2216141000	BONOS VGE-2019 18-1	-1,070,000,000.00	0	0	-1,070,000,000.00
HN01	2216142000	BONOS VGE-2019 24-9	-983,412,000.00	0	0	-983,412,000.00

Soc.	Cta.mayor	Texto breve	Arrastre de saldos	Periodo de informe debe	Saldo Haber per.inf.	Saldo acumulado
HN01	2216143000	BONOS VGE-2019 34-8	-7,500,000.00	0	0	-7,500,000.00
HN01	2216144000	BONOS VGE-2019 40-5	-161,356,000.00	0	0	-161,356,000.00
HN01	2216145000	BONOS VGE-2019 48-8	-1,796,602,000.00	0	0	-1,796,602,000.00
HN01	2216146000	BONOS VGE-2019 58-7	-612,122,000.00	0	0	-612,122,000.00
HN01	2216150000	INV.2° Año EEH	-0.01	124,137,673.04	124,137,673.04	-0.01
HN01	2216160000	BONOS VGE-2020 64-5	-1,014,000,000.00	1,014,000,000.00	0	0
HN01	2216160001	BONOS VGE-2020 66-0	-1,651,000,000.00	0	0	-1,651,000,000.00
HN01	2216160002	BONOS VGE-2020 72-8	-758,300,000.00	0	0	-758,300,000.00
HN01	2216160003	BONOS VGE-2020 76-9	-621,000,000.00	0	0	-621,000,000.00
HN01	2216160004	BONOS VGE-2020 84-3	-164,000,000.00	0	0	-164,000,000.00
HN01	2216170000	BONOS VGE 2021 98-3	-1,413,141,000.00	0	0	-1,413,141,000.00
HN01	2216170001	BONOS VGE 2021 99-1	-565,000,000.00	0	0	-565,000,000.00
HN01	2216170002	BONOS VGE 2020 77-7	-300,000,000.00	0	0	-300,000,000.00
HN01	2216170003	BONOS VGE 2020 85-0	-150,000,000.00	0	0	-150,000,000.00
HN01	2216170004	BONOS VGE 2021 96-7	-150,000,000.00	150,000,000.00	0	0
HN01	2216170005	BONOS VGE 2021	-5,210,000,000.00	0	0	-5,210,000,000.00
HN01	2216170006	BONOS VGE 2021	-1,075,000,000.00	0	400,000,000.00	-1,475,000,000.00
HN01	2216180001	BONOS VGE-2023	0	0	300,000,000.00	-300,000,000.00
HN01	2216180002	BONOS VGE-2023	0	0	850,000,000.00	-850,000,000.00
HN01	2232000000	Focos Ahorro de Ener	-368,114.41	0	0	-368,114.41
HN01	2234000000	Reserva Depósitos BC	-521,477.80	0	0	-521,477.80
HN01	2235000000	CXP FIDUCIARIO FICOH	-100,000,000.00	100,000,000.00	0	0
HN01	2241000000	Depositos en Garanti	-593,714,152.32	51,315,440.56	106,676,831.55	-649,075,543.31
HN01	2242000000	Deposito 5%	-17,637,064.25	1,887,142.48	7,026,482.30	-22,776,404.07
HN01	2243000000	Abonados con Saldo e	-113,086,560.02	2,649,811,242.84	2,643,924,110.02	-107,199,427.20
HN01	2244000000	Depositos Tesoreria	-55,615.47	0	0	-55,615.47
HN01	2245000000	Aporte clientes para	124,017,488.15	0	22,141.41	123,995,346.74
HN01	2246000000	Aporte clientes para	1,930,953.99	0	0	1,930,953.99
HN01	2247000000	Aporte clientes para	-83,200,680.70	0	0	-83,200,680.70
HN01	2250000000	Otros Creditos Difer	-244,904,522.58	1,468,867,573.45	1,309,106,765.90	-85,143,715.03
HN01	2251000000	CXP C.R.E.E.	-62,018,901.59	74,643,008.02	97,641,289.91	-85,017,183.48
HN01	2252000000	CTA TRANS DEDUC RECA	-20,160,649.43	17,975,982.50	0	-2,184,666.93
HN01	2253000000	Otros Creditos Difer	-475,594,025.80	306,047,781.62	341,339,098.14	-510,885,342.32
HN01	2255000000	Otros Creditos Difer	264,354,589.66	145,251,011.93	110,464,590.34	299,141,011.25
HN01	2256000000	Otros Creditos Difer	56.56	0	0	56.56
HN01	2258000000	PRIMA REC S/VGE 2020	-20,163,119.79	5,729,772.74	0	-14,433,347.05
HN01	2258010000	PRIMA REC S/VGE 2021	-1,598,053.04	331,270.63	25,647.83	-1,292,430.24
HN01	2258010001	PRIMA REC S/VGE 2021	152.87	296.19	449.06	0
HN01	2261000000	CXP Permanentes	-744,130,573.10	0	68,768,873.90	-812,899,447.00
HN01	2262000000	CXP Temporales	-127,703,266.69	484,372.47	8,694,276.80	-135,913,171.02
HN01	2263000000	Intereses ELCOSA	-95,634,976.05	0	0	-95,634,976.05
HN01	2264000000	Ints. EMCE CHOLOMA I	-164,640,185.34	0	0	-164,640,185.34
HN01	2265000000	Ints.EMCE CHOLOMA II	-44,968,595.48	0	0	-44,968,595.48
HN01	2266000000	Intereses LUFUSSA I	-53,422,725.83	0	0	-53,422,725.83
HN01	2267000000	Intereses LUFUSSA II	-232,027,056.57	0	0	-232,027,056.57
HN01	2268000000	Ints. LUFUSSA III	-1,357,278,734.71	0	0	-1,357,278,734.71
HN01	2269000000	Ints. ENERSA 200MW	-1,276,618,806.99	0	0	-1,276,618,806.99
HN01	2270000000	Ints. ENERSA 30 MW	-134,156,478.91	0	0	-134,156,478.91
HN01	2310000000	Sobrantes Inv.Emplea	-47,984,972.62	36,496.61	107,687.09	-48,056,163.10
HN01	2311000000	Sobrantes Inv.Proces	-9,182,228.73	84,871.65	80,925.14	-9,178,282.22
HN01	2311210000	Sob Rec Bco. Ficosha	-12,759,888.01	0	0	-12,759,888.01
HN01	2311220000	Sob Rec Bco. Atlanti	-1,868,964.15	0	0	-1,868,964.15
HN01	2311240000	Sob Rec Bco. Lafise	-373,197.73	0	0	-373,197.73
HN01	3111000000	Capital Propio	-1,721,121,046.87	0	0	-1,721,121,046.87
HN01	3121010000	Del Estado	-202,254,858.16	0	1,973,431,013.45	-2,175,685,871.61
HN01	3121020000	Del Sector Privado	-2,589,332.29	0	0	-2,589,332.29
HN01	3121030000	Proyec Financ.FOSODE	-494,040,695.28	0	0	-494,040,695.28
HN01	3121040000	FOSODE Decret.119-97	-9,760,239.90	0	0	-9,760,239.90
HN01	3121050000	Préstamo BCIE-264-0	-327,156,933.84	0	0	-327,156,933.84
HN01	3121060000	Transf.Dife.Petróleo	-56,708,965.52	0	0	-56,708,965.52
HN01	3121070000	EKSPORTFINANS	-352,105,572.30	0	0	-352,105,572.30
HN01	3121080000	Prestamos 787-918	-41,020,050.00	0	0	-41,020,050.00
HN01	3121090000	Trans.Proyecto Japón	-245,442,277.08	0	0	-245,442,277.08
HN01	3121100000	Proyecto Japón III	-45,583,724.62	0	0	-45,583,724.62
HN01	3121110000	Sesión T.Ext. Líneas	-1,354,025,512.87	1,808,438.16	0	-1,352,217,074.71
HN01	3121120000	Transf.Prés.BCIE2330	-100,823,773.57	0	0	-100,823,773.57
HN01	3121130000	Programa MARENA	-969,970.00	0	0	-969,970.00
HN01	3121140000	Est.Geol.Top.Tablón	-494,969.40	0	0	-494,969.40
HN01	3121150000	Mej.Dist.Energía.Rur	-4,000,000.00	0	0	-4,000,000.00
HN01	3121160000	Rehab. Santa María	-49,318,793.09	0	0	-49,318,793.09
HN01	3121170000	EXp.Sistema Int. III	-164,709,858.39	0	0	-164,709,858.39
HN01	3121180000	Coop.Secr.Agric.Gan.	-10,944,210.29	0	0	-10,944,210.29
HN01	3121190000	LUFUSA Sub Estación	-28,096,600.00	0	0	-28,096,600.00
HN01	3121200000	Proyecto (USAID)	-16,813,447.00	0	0	-16,813,447.00
HN01	3121210000	Coop.Técnic.SAG/ENEE	-81,636,526.20	0	0	-81,636,526.20
HN01	3121220000	ABB OY Finlandia	-433,096,013.64	0	0	-433,096,013.64
HN01	3121230000	Coop.Taiwán Patuca I	-4,800,099.38	0	0	-4,800,099.38
HN01	3121240000	Coop.Técnica Ceiba	-3,822,392.42	0	0	-3,822,392.42
HN01	3121250000	Fondo Nórdico #440	-152,069,348.21	0	0	-152,069,348.21

Soc.	Cta.mayor	Texto breve	Arrastre de saldos	Período de informe debe	Saldo Haber per.inf.	Saldo acumulado
HN01	3121260000	Capitali.Gob.Central	-2,826,701,276.03	0	0	-2,826,701,276.03
HN01	3121270000	Gob.Prést BID - 1584	-195,282,821.72	0	0	-195,282,821.72
HN01	3121280000	Proye.Hidroeléctrico	-966,513,442.49	0	0	-966,513,442.49
HN01	3121290000	IDA-4536 HO Mon Nac	-47,419,512.85	0	0	-47,419,512.85
HN01	3121300000	IDA-4536 HO Mon EXT	-343,241,417.06	0	0	-343,241,417.06
HN01	3121310000	Préstamo Electrific.	-1,072,550,213.48	0	0	-1,072,550,213.48
HN01	3121320000	PROMEFE Equipo/Vehícu	-13,224,453.00	0	0	-13,224,453.00
HN01	3121340000	Transf. Transformado	-78,858,720.00	0	0	-78,858,720.00
HN01	3121350000	TRANSFERENCIA PNRP	-3,730,713,588.11	0	0	-3,730,713,588.11
HN01	3121360000	Transf. Proy. BID	-10,360,295.43	0	0	-10,360,295.43
HN01	3121370000	Transf. Proy. BID 34	-30,746,774.91	0	0	-30,746,774.91
HN01	3121380000	Proyecto Elect. Rura	-15,000,000.00	0	0	-15,000,000.00
HN01	3131000000	Rev.Bienes Muebles	-4,384,234,000.00	0	0	-4,384,234,000.00
HN01	3141000000	Condonación de Deuda	-1,536,846,990.19	0	0	-1,536,846,990.19
HN01	3151000000	Aportes Organismos I	-23,714,442.35	0	0	-23,714,442.35
HN01	3160000000	cuenta remanente	6,012,833,895.37	0	6,012,833,895.37	0
HN01	3161000000	Super.años anteriore	-2,214,524,435.70	0	0	-2,214,524,435.70
HN01	3163000000	Deficit año anterior	72,442,862,552.68	6,186,691,302.60	508,238,605.32	78,121,315,249.96
HN01	4111100000	Vta E S Res No Subs	0	527,482,040.25	17,173,938,627.35	-16,646,456,587.10
HN01	4111300000	Vta Ene Sect Comer	0	644,869,958.96	11,011,557,479.73	-10,366,687,520.77
HN01	4111400000	Vta Ener Sec Indus	0	284,546,951.79	7,273,037,840.77	-6,988,490,888.98
HN01	4111500000	Vta Ener Gob Cent	0	28,749,910.73	1,323,268,040.05	-1,294,518,129.32
HN01	4111600000	Vta Instit Aut Pub	0	9,113,291.63	837,812,746.61	-828,699,454.98
HN01	4111700000	Vta Municipalidades	0	9,480,188.68	220,796,578.97	-211,316,390.29
HN01	4112200000	Ajuste de comb. NO	0	0	1,295.40	-1,295.40
HN01	4114100000	Rect fact consumo re	0	125,833,173.65	129,647,912.83	-3,814,739.18
HN01	4114200000	Rect fact consumo re	0	58,331,348.52	56,130,126.35	2,201,222.17
HN01	4114300000	Rect fact consumo re	0	9,596,823.23	8,374,705.40	1,222,117.83
HN01	4117100000	Recargos por Mora	0	100,441,828.57	1,329,877,648.48	-1,229,435,819.91
HN01	4117200000	Ing Var Ser E (S Mi)	0	2,474,130.53	119,442,320.95	-116,968,190.42
HN01	4117300000	Alquil Bie Inst Eléc	0	20,225,452.07	183,902,604.13	-163,677,152.06
HN01	4117400000	Otros Ingres Eléc	0	1,051,805.08	25,465,859.32	-24,414,054.24
HN01	4117500000	Multas Recon llegal	0	118.83	439.53	-320.7
HN01	4118000000	Ing. de Comercializa	0	21,035,121.78	1,378,824,325.30	-1,357,789,203.52
HN01	4118400000	Ing Oper Aj Ser Pub	0	4,036,687.15	20,538,395.99	-16,501,708.84
HN01	4118700000	ING. ALQ.SEG.VIG.ODS	0	0	116,026,767.42	-116,026,767.42
HN01	4119200000	Transmisión (Peaje)	0	0	16,520.31	-16,520.31
HN01	4119300000	Fallas	0	0	24,513,784.87	-24,513,784.87
HN01	4119600000	Venta Ener Oportu	0	0	39,470,470.11	-39,470,470.11
HN01	4119700000	Peaje Vta Energia	0	0	13,145.15	-13,145.15
HN01	4221000000	Int p Ct d Deu d res	0	0	113,504,136.26	-113,504,136.26
HN01	4235000000	Ing. Netos Int y Div	0	0	7,702,964.19	-7,702,964.19
HN01	4236000000	RENDIMIENTOS BANCARI	0	74,678.41	315,726.28	-241,047.87
HN01	4237000000	ING.X AMORT P.S/VGE	0	25,647.83	6,060,326.78	-6,034,678.95
HN01	4237020000	ING.X AMORT P.S/VGE	0	0	563.72	-563.72
HN01	4714000000	por ls accio d l epr	0	32,500.00	12,009,674.69	-11,977,174.69
HN01	4716016000	Ingreso por Diferenc	0	265,084.16	11,361,275.81	-11,096,191.65
HN01	4716020000	Revalorización	0	0	178,647.57	-178,647.57
HN01	4716030000	Diferencia en el Pre	0	0	1,154,522.37	-1,154,522.37
HN01	4716040000	Ajuste por Impugnaci	0	0	8,873.86	-8,873.86
HN01	4722000000	G Por Reval Pre EXtr	0	44,866,650.88	366,293,478.35	-321,426,827.47
HN01	4723000000	G D C Mo EX EPR	0	0	548,784.38	-548,784.38
HN01	5111000000	Sueldos Básicos	0	1,047,565,638.09	131,962,741.28	915,602,896.81
HN01	5114000000	Adicionales	0	3,439,847.29	0	3,439,847.29
HN01	5115100000	Decimotercer Mes	0	152,588,752.04	74,201,010.32	78,387,741.72
HN01	5115200000	Decimocuarto Mes	0	161,360,159.40	50,037,075.96	111,323,083.44
HN01	5116000000	Vacaciones	0	139,149,799.91	2,615,663.12	136,534,136.79
HN01	5117200000	Imprema	0	644,230.86	48,048.57	596,182.29
HN01	5117500000	Contribuciones para	0	24,035,174.34	3,673,610.62	20,361,563.72
HN01	5117600000	Contribuciones al In	0	11,954,759.64	2,052,549.39	9,902,210.25
HN01	5117900000	Otras Contribuciones	0	195,976,964.91	20,321,669.20	175,655,295.71
HN01	5121000000	Sueldos Básicos	0	143,422,363.08	54,317,564.45	89,104,798.63
HN01	5122000000	Jornales	0	2,511,904.55	0	2,511,904.55
HN01	5124100000	Decimotercer Mes	0	12,067,102.03	4,123,755.71	7,943,346.32
HN01	5124200000	Decimocuarto Mes	0	11,796,412.70	1,932,890.65	9,863,522.05
HN01	5125500000	Contribuciones para	0	2,408,131.01	27,607.48	2,380,523.53
HN01	5125600000	Contribuciones al In	0	858,713.07	886	857,827.07
HN01	5141000000	Horas EXtraordinaria	0	62,846,432.12	3,866,678.20	58,979,753.92
HN01	5161000000	Beneficios	0	47,709,264.78	7,366,073.81	40,343,190.97
HN01	5162000000	Compensaciones	0	341,553,357.22	32,547,169.64	309,006,187.58
HN01	5211100000	Energía Inter.Consum	0	39,373,426.35	0	39,373,426.35
HN01	5211200000	Credito energia auto	0	63,513,512.08	43,365,897.77	20,147,614.31
HN01	5212000000	Agua	0	1,776,538.29	82,630.57	1,693,907.72
HN01	5212100000	Serv. Agua Consumido	0	80,575.58	0	80,575.58
HN01	5214100000	Correo Postal	0	360	0	360
HN01	5214200000	Telefonía Fija	0	17,366,649.55	0	17,366,649.55
HN01	5221000000	Alquiler de Edificio	0	5,661,875.60	252,043.32	5,409,832.28
HN01	5222100000	Alquiler de Equipos	0	112,014,815.52	11,059,276.20	100,955,539.32
HN01	5222200000	Alquiler de Equipos	0	3,290,818.52	1,345,499.99	1,945,318.53

Soc.	Cta.mayor	Texto breve	Arrastre de saldos	Periodo de informe debe	Saldo Haber per.inf.	Saldo acumulado
		Alquiler de Tierras	0	1,171,650.34	206,666.67	964,983.67
HN01	5231000000	Mantenimiento y Repa	0	1,519,434.97	229,790.83	1,289,644.14
HN01	5232000000	Mantenimiento y Repa	0	3,941,647.50	380,362.87	3,561,284.63
HN01	5233100000	Mantenimiento y Repa	0	18,641,483.67	354,595.31	18,286,888.36
HN01	5233200000	Mantenimiento y Repa	0	94,935.00	0	94,935.00
HN01	5233300000	Mantenimiento y Repa	0	55,200.00	0	55,200.00
HN01	5233500000	Mantenimiento y Repa	0	21,929.71	0	21,929.71
HN01	5233600000	Mantenimiento y Repa	0	47,454.11	6,900.00	40,554.11
HN01	5233900000	Mantenimiento y Repa	0	1,605,291.73	55,200.00	1,550,091.73
HN01	5234000000	Mantenimiento y Repa	0	37,114,059.36	14,493,885.25	22,620,174.11
HN01	5235000000	Limpieza, Aseo y Fum	0	1,490,245.71	95,171.80	1,395,073.91
HN01	5242000000	Estudios, Investigac	0	1,605,500.00	0	1,605,500.00
HN01	5245000000	Servicios de Capacit	0	2,463,706.60	408,413.11	2,055,293.49
HN01	5246000000	Servicios de Informá	0	2,313,820.90	0	2,313,820.90
HN01	5247100000	OTROS SERV. TECNICOS	0	4,280,735.35	402,582.42	3,878,152.93
HN01	5251000000	Servicio de Transpor	0	9,943,263.78	5,389,921.57	4,553,342.21
HN01	5253000000	Servicio de Imprenta	0	5,661,889.43	3,578,092.38	2,083,797.05
HN01	5254000000	Primas y Gastos de S	0	47,474,737.56	0	47,474,737.56
HN01	5255000000	Comy gtos fid B Atla	0	625	625	0
HN01	5255100000	Com y gtos fid b Fic	0	21,834,154.39	0	21,834,154.39
HN01	5255210000	COM Y GTOS FID LAFI	0	16,176,305.36	0	16,176,305.36
HN01	5255300000	Com y gtos x ser ban	0	9,561,034.63	885,642.73	8,675,391.90
HN01	5255420000	COM.BONOS VGE 2021	0	41,165,061.13	6,206,462.22	34,958,598.91
HN01	5255510000	Co gto S B RBPC 2016	0	5,279,933.67	405,110.00	4,874,823.67
HN01	5255650000	COM. BCH VGE-2019	0	21,783,823.04	1,778,249.33	20,005,573.71
HN01	5255660000	COM. BCH VGE-2020	0	22,730,584.51	4,045,625.56	18,684,958.95
HN01	5255900000	EMPRESA ENERGIA HOND	0	2,069,703,367.50	0	2,069,703,367.50
HN01	5255910000	EMPRESA ENERGIA HOND	0	8,190,348.24	0	8,190,348.24
HN01	5255920000	Asoc. Operador del S	0	79,310,118.71	3	79,310,115.71
HN01	5255930000	UNIDAD TECNICA DE CO	0	1,086,613,801.01	0	1,086,613,801.01
HN01	5255940000	EMPRESA ASESORA	0	2,897,801.41	0	2,897,801.41
HN01	5255950000	ASESOR TECNICO	0	4,924,908.11	0	4,924,908.11
HN01	5256000000	Publicidad y Propaga	0	1,177,139.38	280,994.00	896,145.38
HN01	5257000000	Servicio de Internet	0	370.48	0	370.48
HN01	5258000000	Gasto por Diferencia	0	5,973,491.71	862,842.58	5,110,649.13
HN01	5259000000	Otros Servicios Come	0	48,640,107.18	24,275,314.24	24,364,792.94
HN01	5261100000	Pasajes Nacionales	0	1,490,287.58	0	1,490,287.58
HN01	5261200000	Pasajes al Exterior	0	1,789,730.21	600,167.70	1,189,562.51
HN01	5262100000	Viáticos Nacionales	0	14,306,137.68	390,290.84	13,915,846.84
HN01	5262200000	Viáticos al EXterior	0	1,171,206.43	55,546.97	1,115,659.46
HN01	5271200000	Impuest. y Tasas Mun	0	2,540.33	0	2,540.33
HN01	5271210000	Impuesto sobre Indus	0	2,110.00	0	2,110.00
HN01	5271290000	Impuestos Municipale	0	3,806,595.62	0	3,806,595.62
HN01	5272100000	Tasas	0	61,498.00	2,200.00	59,298.00
HN01	5273000000	Multas y Recargos	0	30,476.67	5,000.00	25,476.67
HN01	5275000000	Gastos Judiciales	0	1,316,620,439.00	141,620,435.24	1,175,000,003.76
HN01	5291000000	Ceremonial y Protoco	0	3,731,056.43	194,125.35	3,536,931.08
HN01	5292000000	Servicios de Vigilan	0	76,011,747.90	0	76,011,747.90
HN01	5311000000	PROD. ALIMEN. Y BEBI	0	2,254,575.85	324,906.74	1,929,669.11
HN01	5314100000	Productos Agrícolas	0	45,550.00	0	45,550.00
HN01	5314200000	Productos Forestales	0	20,000.00	0	20,000.00
HN01	5315000000	Madera, Corcho y sus	0	2,277,373.25	710,613.03	1,566,760.22
HN01	5321000000	Hilados y Telas	0	296,047.47	41,572.50	254,474.97
HN01	5322000000	Confecciones TeXtile	0	30,718.79	0	30,718.79
HN01	5323100000	Prendas de Vestir	0	19,500.00	0	19,500.00
HN01	5331000000	Papel de Escritorio	0	344,621.48	46,415.71	298,205.77
HN01	5333000000	Productos de Artes G	0	802,345.96	229,211.71	573,134.25
HN01	5334000000	Productos de Papel y	0	25,384.90	8,658.22	16,726.68
HN01	5335000000	Libros, Revistas y P	0	3,430,205.53	2,005,396.68	1,424,808.85
HN01	5337000000	Especies Timbradas y	0	77,300.00	2,625.00	74,675.00
HN01	5342000000	Artículos de Cuero	0	17,146.47	1,225.04	15,921.43
HN01	5343000000	Artículos de Caucho	0	28,864.00	0	28,864.00
HN01	5344000000	Llantas y Cámaras de	0	3,525,133.56	833,956.25	2,691,177.31
HN01	5351000000	Productos Químicos	0	4,130,935.92	575,487.55	3,555,448.37
HN01	5352100000	Productos Farmacéuti	0	2,691,320.61	540,061.52	2,151,259.09
HN01	5353000000	Abonos y Fertilizant	0	270,000.46	10,000.00	260,000.46
HN01	5354000000	Insecticidas, Fumiga	0	213,582.74	11,471.25	202,111.49
HN01	5355000000	Tintas, Pinturas y C	0	2,608,160.57	704,446.93	1,903,713.64
HN01	5356100000	gasolina	0	1,777,443.58	12,578.38	1,764,865.20
HN01	5356200000	Diesel	0	17,070,503.90	1,956,404.80	15,114,099.10
HN01	5356400000	Gas LPG	0	3,420.25	0	3,420.25
HN01	5356500000	Aceites y Grasas Lub	0	3,960,428.12	74,958.57	3,885,469.55
HN01	5356600000	Bunker	0	1,658,667.20	0	1,658,667.20
HN01	5358000000	Productos de Materia	0	559,782.95	107,984.09	451,798.86
HN01	5361000000	Productos Ferrosos	0	2,775,605.31	1,382,665.77	1,392,939.54
HN01	5362000000	Produc no ferrosos	0	123,267.32	59,725.83	63,541.49
HN01	5363000000	Estructuras Metálica	0	877,280.46	51,622.00	825,658.46
HN01	5364000000	Herramientas Menores	0	4,150,751.37	1,064,408.78	3,086,342.59
HN01	5365000000	Mat de guerra y seg	0	1,174,035.82	89,200.30	1,084,835.52

Soc.	Cta.mayor	Texto breve	Arrastre de saldos	Periodo de informe debe	Saldo Haber per.inf.	Saldo acumulado
HN01	5369200000	Acces de metal	0	160,195.00	0	160,195.00
HN01	5369300000	Gast X El Ferreteria	0	9,357,828.27	2,301,496.40	7,056,331.87
HN01	5371000000	Productos de Arcilla	0	338,891.99	0	338,891.99
HN01	5372000000	Productos de Vidrio	0	55,741.23	2,001.00	53,740.23
HN01	5373000000	Productos de Loza y	0	32,481.65	0	32,481.65
HN01	5374000000	Productos de Cemento	0	152,848.30	0	152,848.30
HN01	5375000000	Cemento, Cal y Yeso	0	731,789.69	0	731,789.69
HN01	5376000000	Prod art no metal	0	200,000.00	0	200,000.00
HN01	5378000000	PIEDRA, ARCILLA Y AR	0	7,500.00	0	7,500.00
HN01	5379100000	Prod aislantes	0	52,731.50	7,593.00	45,138.50
HN01	5384000000	Piedra, Arcilla y Ar	0	419,571.21	0	419,571.21
HN01	5391000000	Elementos de Limpiez	0	3,963,514.92	2,318,669.24	1,644,845.68
HN01	5392000000	Utiles de Escritorio	0	8,870,309.93	3,882,500.76	4,987,809.17
HN01	5393000000	Utiles y Materiales	0	38,513,990.20	15,108,079.46	23,405,910.74
HN01	5394000000	Utensilios de Cocina	0	82,775.00	30,625.00	52,150.00
HN01	5396000000	Repuestos y Acces	0	42,768,871.33	6,805,291.38	35,963,579.95
HN01	5397000000	CF ENERGIA TERMICA	0	19,468,553,694.15	7,742,718,790.38	11,725,834,903.77
HN01	5397200000	FACT. EXTERNA	0	855,866,358.44	1,743,336,374.80	-887,470,016.36
HN01	5397310000	COMPRA DE ENERGIA	0	0.14	0	0.14
HN01	5397500000	FALLAS	0	11,600,133.80	523,026.74	11,077,107.06
HN01	5397600000	CARGOS POR SERVICIO	0	70,199,886.06	3,347,553.55	66,852,332.51
HN01	5397610000	SERVICIOS	0	33,126,745.84	2,906,596.28	30,220,149.56
HN01	5397620000	CARGOS	0	15,150,859.24	1,494,294.76	13,656,564.48
HN01	5397700000	COMPRA ENERGIA P/CND	0	17,714,844,091.43	9,323,149,992.83	8,391,694,098.60
HN01	5397800000	CF ENERG RENOVABLE	0	29,258,412,248.07	17,404,192,246.70	11,854,220,001.37
HN01	5399100000	Gastos de Proyectos	0	734,025.78	8,560.92	725,464.86
HN01	5399500000	Gastos de Proyectos	0	132,066.40	0	132,066.40
HN01	5399600000	GASTOS FINANCIEROS	0	6,627,371.74	0	6,627,371.74
HN01	5399700000	GASTOS PNRP	0	300,165,023.82	300,165,023.82	0
HN01	5411300000	Tierras pred y sol	0	1,833,802.98	1,218,590.00	615,212.98
HN01	5425100000	Equipo de Comunicaci	0	3,080,000.00	0	3,080,000.00
HN01	5426000000	Equipos para Computa	0	1,360,000.00	0	1,360,000.00
HN01	5429000000	Equipos para Electri	0	57,360,712.25	26,651,918.08	30,708,794.17
HN01	5451000000	Aplicaciones Informá	0	13,141,603.97	3,707,707.56	9,433,896.41
HN01	5472100000	Const Me b do Pub	0	369,691,683.84	254,227,083.99	115,464,599.85
HN01	5472200000	Sup Co Mej B D Publ	0	66,251,422.32	0	66,251,422.32
HN01	5512310000	Gastos Diferencias R	0	0.42	0.62	-0.2
HN01	5521200000	Transferencias y Don	0	100,000.00	0	100,000.00
HN01	5533100000	Transferencias y Don	0	90,951,699.88	6,722,324.20	84,229,375.68
HN01	5701020000	Revalorización	0	31,666.92	0	31,666.92
HN01	5701030000	Diferencia en el Pre	0	1,173,749.47	0	1,173,749.47
HN01	5701060000	Ajuste por Impugnaci	0	27,024.63	0.01	27,024.62
HN01	5712130000	Intereses de Títulos	0	382,795,578.77	170,766,743.83	212,028,834.94
HN01	5712150000	Intereses de Títulos	0	1,224,618,352.57	236,153,313.09	988,465,039.48
HN01	5712151000	GTO.X INT. BONO 2020	0	2,655,693,999.57	1,820,481,501.82	835,212,497.75
HN01	5712170000	Intereses de Títulos	0	1,295,508,559.30	713,319,429.44	582,189,129.86
HN01	5712180000	Intereses de Títulos	0	2,113,240,027.72	2,111,268,000.00	1,972,027.72
HN01	5712190000	Intereses de Títulos	0	321,985,780.93	231,342,475.70	90,643,305.23
HN01	5712200000	Intereses por Prést	0	8,507,399.62	1,600,233.44	6,907,166.18
HN01	5712210000	Intereses de Títulos	0	189,782,822.93	41,950,878.68	147,831,944.25
HN01	5712230000	Gto.Amort.Descuento	0	5,590,839.44	0	5,590,839.44
HN01	5712240000	Gto.X Ints. BVGE2020	0	941,027,886.86	577,242,125.00	363,785,761.86
HN01	5712250000	Gto.X Ints. BVGE2021	0	846,948,900.06	399,333,090.78	447,615,809.28
HN01	5712260000	AMO.DESCTO. BVGE2021	0	800,975.64	0	800,975.64
HN01	5712260002	AMORT.DESC VGE 2021	0	10,246,086.04	0	10,246,086.04
HN01	5712270001	AMORT DESCCTO VGE-23	0	262,364.45	0	262,364.45
HN01	5712270002	GTO POR INT CORRIDOS	0	3,446,850.00	690,600.00	2,756,250.00
HN01	5712300000	Intereses por Prést	0	38,630,046.82	7,136,314.55	31,493,732.27
HN01	5712800000	Intereses por Prést	0	162,617,343.49	38,438,214.83	124,179,128.66
HN01	5712810000	Intereses de Títulos	0	3,054,589.18	504,284.58	2,550,304.60
HN01	5712820000	Intereses de Títulos	0	4,485,589.25	3,216,428.30	1,269,160.95
HN01	5713000000	Comisiones y Otros G	0	32,274.11	0	32,274.11
HN01	5732000000	Intereses de la Deud	0	1,119,716,083.53	759,668,372.40	360,047,711.13
HN01	5762000000	Perdida mod eXt	0	1,336,588,545.22	779,323,839.92	557,264,705.30
HN01	5762400000	Perd conver moneta	0	21,777.63	589.1	21,188.53
HN01	5762500000	Perd cam m EPR	0	1,235,721.26	192,400.00	1,043,321.26
HN01	5900041000	Prv para Cta de Dudo	0	602,909,099.45	0	602,909,099.45
HN01	5900042000	Prv para Cta de Dudo	0	8,880,838.92	0	8,880,838.92
HN01	5900043000	Prv para Cta de Dudo	0	168,734,814.86	0	168,734,814.86
HN01	5912100000	Deprec Edificios	0	6,082,286.14	0	6,082,286.14
HN01	5921100000	Depreci Mueble of	0	1,059,161.75	0	1,059,161.75
HN01	5921200000	Depreci Equipo of	0	244,455.93	0	244,455.93
HN01	5921300000	Depreci Mueble aloj	0	314,918.40	0	314,918.40
HN01	5921400000	Depreci Electrodom	0	107,823.14	0	107,823.14
HN01	5922700000	Depreci Maquinaria	0	561,924,853.06	0	561,924,853.06
HN01	5923100000	Depreci Equipo trans	0	11,042.31	0	11,042.31
HN01	5923400000	Depreci Equipo elev	0	21,859.20	0	21,859.20
HN01	5924100000	Depreci Equipo medic	0	22,433.59	0	22,433.59
HN01	5924200000	Depreci Equipo labor	0	37,951.47	0	37,951.47

Soc.	Cta.mayor	Texto breve	Arrastre de saldos	Periodo de informe debe	Saldo Haber per.inf.	Saldo acumulado
HN01	5924300000	Depreci Equipo labor	0	472,653.34	0	472,653.34
HN01	5925100000	Depreci Equipo comun	0	689,656.37	0	689,656.37
HN01	5925200000	Depreci Equipo Señal	0	572,342.07	0	572,342.07
HN01	5926000000	Depreci Equipo compu	0	7,075,576.65	0	7,075,576.65
HN01	5927100000	Depreci Muebles equi	0	46,587.08	0	46,587.08
HN01	5927200000	Depreci Equipo Recre	0	2,348.99	0	2,348.99
HN01	5928000000	Depreci Herra mayor	0	5,480,353.03	0	5,480,353.03
HN01	5962000000	Depreci Comp Port	0	193,312.44	0	193,312.44
HN01	5995000000	GASTOS PNRP	0	1,077,449,360.98	203,980,353.57	873,469,007.41
HN01	7202010000	Garantia de Calidad	7,081,592.19	0	0	7,081,592.19
HN01	7202020000	Garantia de Calidad	517,254.80	0	0	517,254.80
HN01	7302010000	Garantia de Cumplimi	6,500,453,768.54	0	0	6,500,453,768.54
HN01	7302020000	Garantia de Cumplimi	875,277,997.16	0	0	875,277,997.16
HN01	7401010000	Dobre Deudas Prestam	244,412,744.71	0	0	244,412,744.71
HN01	7402010000	Sobre Deuda Prestamo	333,656,818.80	0	0	333,656,818.80
HN01	7405010000	Sobre Deuda RECO	27,289,515.32	1,831,022.04	0	29,120,537.36
HN01	7406010000	Dobre Deuda Prestamo	396,180,090.73	2,502,170.75	22,537,417.13	376,144,844.35
HN01	7407010000	Sobre Deuda BID 007	170,218,705.39	20,924,216.51	27,175,209.32	163,967,712.58
HN01	7408010000	Sobre Deuda BCIE 203	594,540,740.07	0	0	594,540,740.07
HN01	7409010000	TERRENOS Inundables	380,605.55	0	0	380,605.55
HN01	7501010000	Depositos de Abonado	4,645,593.68	0	0	4,645,593.68
HN01	7502010000	Depositos de Abonado	412,413,343.48	0	0	412,413,343.48
HN01	7503010000	Depositos de Abonado	32,800,240.61	0	0	32,800,240.61
HN01	7601010000	DEMANDAS LABORALES	1,363,744,396.37	0	0	1,363,744,396.37
HN01	7601020000	Empresa Energia Hond	8,030,269,693.87	0	0	8,030,269,693.87
HN01	7601030000	DEMANDAS CIVILES Y C	9,084,102,969.37	0	0	9,084,102,969.37
HN01	7601040000	IMTO. S/VENTAS POR C	80,023,208.62	0	0	80,023,208.62
HN01	7700010000	INCENT. MECER (SOLAR	364,805,576.08	0	0	364,805,576.08
HN01	7700020000	INCENT. LLANOS DEL S	155,716,225.58	0	0	155,716,225.58
HN01	7700030000	INCENT. GENERADORES	177,043,793.20	0	0	177,043,793.20
HN01	7700040000	INCENT. ENERBASA, SO	231,979,252.10	0	0	231,979,252.10
HN01	7700050000	INCENT. EMPRESA ENER	478,965,073.57	0	0	478,965,073.57
HN01	7700060000	INCENT. EMPRESA SERS	247,510,903.12	0	0	247,510,903.12
HN01	7700070000	INCENT. EMPRESA SERS	362,856,110.23	0	0	362,856,110.23
HN01	7700080000	INCENT. EMPRESA FOTE	245,361,757.06	0	0	245,361,757.06
HN01	7700090000	INCENT. EMPRESA ENER	658,846,106.79	0	0	658,846,106.79
HN01	7700100000	INCENT. PODERSSA	550,704,479.42	0	0	550,704,479.42
HN01	7700110000	INCENT. COMPAÑIA SOL	707,109,032.70	0	0	707,109,032.70
HN01	7700120000	INCENT. COMP. HONDUR	702,113,089.87	0	0	702,113,089.87
HN01	7800010000	INTERESES ELCOSA	15,419,150.41	0	0	15,419,150.41
HN01	7800020000	INTERESES EMCE CHOLO	90,538,111.92	0	0	90,538,111.92
HN01	7800030000	INTERESES EMCE CHOLO	22,373,476.14	0	0	22,373,476.14
HN01	7800040000	INTERESES LUFUSA I	6,131,806.66	0	0	6,131,806.66
HN01	7800050000	INTERESES LUFUSA II	130,505,653.58	0	0	130,505,653.58
HN01	7800060000	INTERESES LUFUSA III	212,629,925.74	0	0	212,629,925.74
HN01	7800070000	INTERESES ENERSA 200	282,983,202.92	0	0	282,983,202.92
HN01	7800080000	INTERESES ENERSA 30	22,507,857.46	0	0	22,507,857.46
HN01	7900010000	CUENTAS DE ORDEN POR	-33,824,109,863.81	49,712,626.45	25,257,409.30	-33,799,654,646.66
HN01	9000000000	Carga inicial GL	-6,318,744,593.40	0	0	-6,318,744,593.40
HN01	9000000001	Carga inicial AP	6,391,196,694.57	0	0	6,391,196,694.57
HN01	9000000002	Carga inicial AR	-72,452,101.17	0	0	-72,452,101.17
HN01	Mon.	Arrastre de saldos	0	471,068,596,427.47	471,068,596,427.47	0