



EMPRESA NACIONAL DE
ENERGIA ELÉCTRICA
ENEE

DEPARTAMENTO DE RECURSOS FINANCIEROS
RESUMEN SERVICIO DEUDA VENCIDA PENDIENTE DE PAGO
AL 31 DE DICIEMBRE DEL 2016



(Cifras en Dolares)

CONCEPTO	PRINCIPAL	INTERESES	INTERESES MORATORIOS	COMISIONES	TOTAL
PRESTAMOS DEUDA EXTERNA E INTERNA					
GENERACION	117,817,993.67	50,056,404.19	3,176,133.34	1,624,135.28	172,674,666.48
DISTRIBUCION	4,555,313.22	2,021,934.19	149,603.05	66,666.66	6,793,517.13
TRANSMISION	30,342,369.13	5,561,495.11	206,604.88	275,136.36	36,385,605.49
OTROS	103,085.99	205,062.62	-	281,250.00	589,398.61
	152,818,762.01	57,844,896.11	3,532,341.28	2,247,188.30	216,443,187.70
TOTAL DEUDA EXTERNA E INTERNA	152,818,762.01	57,844,896.11	3,532,341.28	2,247,188.30	216,443,187.70

ELABORADO POR:


EMMA L. TABORA
OFICIAL CONTABLE I


REVISADO POR:


LORENA GONZALEZ
COORDINADORA GESTION DEUDA EXTERNA




ESTADOS UNIDOS MEXICANOS
 EMPRESA NACIONAL DE
 ENERGIA ELECTRICA
 ENEE



DEPARTAMENTO DE RECURSOS FINANCIEROS
 SERVICIO DEUDA VENCIDA Y PENDIENTE DE PAGO
 AL 31 DE DICIEMBRE DEL 2016

(Cifras en Dolares)

INSTITUCION FINANCIERA	NUMERO PRESTAMO	PRINCIPAL	INTERESES	INTERESES MORATORIOS	COMISIONES	TOTAL
DEUDA EXTERNA						
GENERACION						
SUIZA						
SERV	CP V					-
SERV	CP VI					-
BNP	240982	233,397.31	154,969.37			388,366.68
Total Deuda Externa		233,397.31	154,969.37	-	-	388,366.68

DEUDA INTERNA						
ERP						
GENERACION						
Multilaterales						
IDA	0116-HO	1,299,166.74	-	-	60,898.42	1,360,065.16
	0989-HO	5,400,000.00	-	-	739,125.00	6,139,125.00
	2417-HO	2,262,566.15	-	-	687,382.85	2,949,949.00
BID	572/SF-HO	25,064,675.42	3,782,328.88	-	-	28,847,004.30
Sub-total Multilaterales		34,026,408.31	3,782,328.88	-	1,487,406.27	39,296,143.46
Club de paris						
Alemania						
KFW	197965593	2,908,545.95	465,044.22	-	-	3,373,590.18
	199165713	271,150.88	65,584.63	-	-	336,735.51
	199165614 - CP I	46,402.40	1,585.41	-	-	47,987.81
	199365586 - CP II	6,650.87	2,642.39	-	-	9,293.26
	199665969 - CP III	2,437.11	1,700.16	-	-	4,137.27
	200065011 - CPIV - T1	-	29,676.68	-	-	29,676.68




EMPRESA NACIONAL DE
ENERGIA ELECTRICA
ENEE



DEPARTAMENTO DE RECURSOS FINANCIEROS
SERVICIO DEUDA VENCIDA Y PENDIENTE DE PAGO
AL 31 DE DICIEMBRE DEL 2016

(Cifras en Dolares)

INSTITUCION FINANCIERA	NUMERO PRESTAMO	PRINCIPAL	INTERESES	INTERESES MORATORIOS	COMISIONES	TOTAL
HERMES	200065011 - CPIV - T2	-	24.51	-	-	24.51
	200065011 - CPIV - T3	13,557.53	154.56	-	-	13,712.09
	200065011 - CPIV - T4	2,142.61	24.43	-	-	2,167.03
		3,250,887.35	566,436.99	-	-	3,817,324.34
	HERMES I	534,670.72	37,100.21	-	-	571,770.92
	HERMES CP II	1,707,076.85	1,156,845.25	-	-	2,863,922.10
	HERMES CP III	118,608.74	140,287.38	-	-	258,896.12
	HERMES CP IV	1,040,036.59	2,881,319.09	-	-	3,921,355.68
	HERMES 1era. Capital. CP IV	17,523.27	48,546.51	-	-	66,069.78
	HERMES 2da. Capital. CP IV	210,989.02	23,261.54	-	-	234,250.57
HERMES 3ra. Capital. CP IV	16,842.00	1,856.83	-	-	18,698.83	
	3,645,747.20	4,289,216.80	-	-	7,934,964.00	
FRANCIA COFACE	CP I	438,003.65	16,591.88	-	-	454,595.53
	CP II	3,403,526.63	1,297,204.49	-	-	4,700,731.12
	CP IV	1,026,242.86	1,797,581.76	-	-	2,823,824.63
	CP IV - CAPITALIZACIÓN	213,933.56	13,539.09	-	-	227,472.65
		5,081,706.70	3,124,917.22	-	-	8,206,623.92
ITALIA SACE	HOND 1 (CP I)	804,389.26	50,601.11	-	-	854,990.37
	HOND 2 (CP II)	6,264,474.24	503,973.80	-	-	6,768,448.04
	HOND 3 (CP III)	1,122,812.28	132,538.70	-	-	1,255,350.98
	HOND 4 (CP IV)	2,291,333.92	2,445,615.77	-	-	4,736,949.70
	HOND 4 (CP IV 1era. CAPITAL.)	205,820.50	8,956.35	-	-	214,776.85
	HOND 4 (CP IV 2da. CAPITAL.)	10,127.31	436.07	-	-	10,563.38
		10,698,957.52	3,142,121.79	-	-	13,841,079.31
JAPON EXIMBANK-JAPON	R1 - (CP I)	7,071,309.69	1,049,215.97	966,918.03	-	9,087,443.69
	R2 - (CP II)	7,095,861.14	1,531,400.12	185,797.36	-	8,813,058.62
	R2 - (CP II - CAPITAL.)	464,684.23	-	11,796.70	-	476,480.94
	R3 - (CP III)	709,750.97	233,297.12	23,343.16	-	966,391.25
	R3 - (CP III - CAPITAL.)	53,131.27	-	1,516.89	-	54,648.16
	R4 - (CP IV 2,005 MM)	2,415,575.13	4,730,171.96	37,039.19	-	7,182,786.28
	R4 - (CP IV 201 MM)	243,219.81	1,358,393.76	20,471.19	-	1,622,084.76



DEPARTAMENTO DE RECURSOS FINANCIEROS
SERVICIO DEUDA VENCIDA Y PENDIENTE DE PAGO
AL 31 DE DICIEMBRE DEL 2016

(Cifras en Dolares)

INSTITUCION FINANCIERA	NUMERO PRESTAMO	PRINCIPAL	INTERESES	INTERESES MORATORIOS	COMISIONES	TOTAL
JBIC	R4 - (CP IV 2da FASE)	614,069.53	159,799.39	45,036.71	-	818,905.63
	R4 - (CP IV 3era FASE)	252,200.40	-	-	-	252,200.40
		18,919,802.17	9,062,278.32	1,291,919.24	-	29,273,999.73
	HO - P1	27,198,282.83	4,285,800.65	1,280,808.74	-	32,764,892.22
	HO - R1 (CP I)	6,058,861.31	1,065,987.94	222,320.04	-	7,347,169.29
	HO - R2 (CP II)	5,022,120.63	9,057,893.75	168,128.02	-	14,248,142.40
	HO - R3 (CP III)	388,057.19	1,273,315.90	21,298.49	-	1,682,671.58
	HO - R4 (CP IV)	-	10,107,286.87	191,658.81	-	10,298,945.67
		38,667,321.95	25,790,285.10	1,884,214.11	-	66,341,821.16
	SUIZA SERV	SERV - CP II	2,023,392.37	71,659.82	-	-
SERV - CP III		1,155,943.98	12,936.81	-	-	1,168,880.79
SERV - CP IV		108,164.79	59,090.78	-	-	167,255.57
SERV - DIFERIMIENTO CPIV		6,264.00	162.31	-	-	6,426.31
		3,293,765.15	143,849.72	-	-	3,437,614.86
Sub total - Club de Paris		83,558,188.05	46,119,105.94	3,176,133.34	-	132,853,427.33
Total Generacion - ERP		117,584,596.36	49,901,434.82	3,176,133.34	1,487,406.27	172,149,570.79
DISTRIBUCION						
<u>Multilaterales</u>						
BID	936/SF-HO	4,325,382.26	2,008,138.33	-	-	6,333,520.59
<u>Bilaterales</u>						
FIV	Arreglo de Pagos N° I (REORG. DEUDA)	229,930.97	13,795.86	149,603.05	-	393,329.88
Total Distribucion - ERP		4,555,313.22	2,021,934.19	149,603.05	-	6,726,850.47
TRANSMISION						
<u>Multilaterales</u>						
IDA	0201-HO	1,682,134.56	-	-	104,082.08	1,786,216.64
<u>Club de paris</u>						



DEPARTAMENTO DE RECURSOS FINANCIEROS
SERVICIO DEUDA VENCIDA Y PENDIENTE DE PAGO
AL 31 DE DICIEMBRE DEL 2016

(Cifras en Dolares)

INSTITUCION FINANCIERA	NUMERO PRESTAMO	PRINCIPAL	INTERESES	INTERESES MORATORIOS	COMISIONES	TOTAL
TRANSMISION						
Banco Central de Honduras						
<i>BONOS FIDEICOMISO RECUPERACION DE PERDIDAS ENEE - 2013 (RPE-2013)</i>						
BANCO ATLANTIDA	(LPS) ISIN HNENEE 00006-3				37,500.00	37,500.00
CUENTA FDO. DE CONTRAVALOR HONDURAS - ESPAÑA						
ICO	01039004.0 (030491)	5,548,008.98	485,200.36	-	-	6,033,209.35
	11039004.2 (CP V - Consol. Diferida)	3,148,126.61	219,363.21	-	-	3,367,489.83
	11039005.0 (CP VI)	107,902.26	6,752.28	-	-	114,654.54
	01039014.0	450,789.48	153,794.35	-	-	604,583.83
		9,254,827.34	865,110.21	-	-	10,119,937.54
CTA. BID - CONV. SUBSIDIARIO	1584/SF-HO	753,615.48	437,561.93	-	-	1,191,177.41
	2016/BLHO	850,425.54	537,543.47	-	-	1,387,969.01
	3103/BL-HO	-	253,089.73	-	53,211.45	306,301.18
	3435/BL-HO	-	11,591.70	-	80,342.83	91,934.53
		1,604,041.02	1,239,786.83	-	133,554.28	2,977,382.13
Total - Transmisión Gobierno Central		10,858,868.36	2,104,897.04	-	171,054.28	13,134,819.68
OTROS						
CTA. IDA - CONV. SUBSIDIARIO	4536-HN	-	-	-	281,250.00	281,250.00
Total - Otros Gobierno Central		-	-	-	281,250.00	281,250.00
Total Deuda Interna Gobierno Central		10,858,868.36	2,104,897.04	-	655,699.95	13,619,465.35
Total General Deuda Interna		152,585,364.70	57,689,926.74	3,532,341.28	2,247,188.30	216,054,821.02
TOTAL DEUDA EXTERNA E INTERNA		152,818,762.01	57,844,896.11	3,532,341.28	2,247,188.30	216,443,187.70

FILE: INFORMES MENSUALES DICIEMBRE/2016

ELT/