



ENEE

Gerencia de Finanzas Corporativa
Departamento de Análisis y Programación Financiera



MEMORANDO DAPF-696-VII-2023

PARA: Abg. Isis Y. Perdomo
Jefe Unidad de Transparencia y Lucha Contra la Corrupción

DE: Depto. de Análisis y Programación Financiera

ASUNTO: INFORMES DE DEUDA AL 30 DE JUNIO DEL 2023

FECHA: 11 DE JULIO DE 2023

Por medio del presente se está haciendo remisión de los siguientes informes:

1. Servicio de la Deuda Externa e Interna al 30 de junio del 2023 expresada en Dólares y Lempiras.
2. Servicio de la Deuda Externa e Interna Vencida al 30 de junio del 2023 expresada en Dólares y Lempiras.

Atentamente,

Licda. Francis Elizabeth Vivas Amador
Depto. de Análisis y Programación Financiera

- 📁 Sub Gerencia de Finanzas Corporativas
- 📁 Archivo

FV/LG




Empresa Nacional de Energía Eléctrica, Cuerpo Bajo
C, 6to nivel
Tegucigalpa, Honduras.

**RESUMEN SERVICIO DEUDA EXTERNA E INTERNA
 AL 30 DE JUNIO DE 2023**


Particular de la	Suma de SALDO EQUIVALENTE EN USD AL 31/05/2023	Suma de DESEMBOLSOS	Suma de CANCELACIONES	Suma de AMORTIZACIONES	Suma de INTERESES PAGADOS	Suma de COMISIONES PAGADAS	Suma de REVALUACION	Suma de SALDO EQUIVALENTE EN USD AL 30/06/2023
DEUDA EXTERNA	156,443,689.68	-	-	14,885,996.71	7,758,082.67	-	12,554.04	141,570,247.01
GENERACION	156,443,689.68	-	-	14,885,996.71	7,758,082.67	-	12,554.04	141,570,247.01
DEUDA INTERNA	2,758,911,360.02	-	-	28,615,877.56	19,334,366.90	271,369.31	1,737,849.18	2,728,557,633.28
DISTRIBUCION	2,272,794,817.85	-	-	28,615,877.56	19,334,366.90	271,369.31	896,448.46	2,243,282,491.83
GENERACION	261,328,573.19	-	-	-	-	-	841,400.72	260,487,172.47
HOLDING	25,000,000.00	-	-	-	-	-	-	25,000,000.00
TRANSMISION	199,787,968.98	-	-	-	-	-	0.00	199,787,968.98
Total general	2,915,355,049.70	-	-	43,501,874.27	27,092,449.57	271,369.31	1,725,295.14	2,870,127,880.29

ELABORADO POR:



Lorena González
 Coordinador Gestión Deuda Ext. Int.
 ANALISIS Y PROGRAMACION FINANCIERA

AUTORIZADO POR:



FRANCIS ELIZABETH VIVAS AMADOR
 JEFE DEPARTAMENTO DE ANALISIS
 Y PROGRAMACION FINANCIERA


RESUMEN SERVICIO DEUDA EXTERNA E INTERNA
AL 30 DE JUNIO DE 2023

	Suma de SALDO EQUIVALENTE EN USD AL 31/05/2023	Suma de DESEMBOLSOS	Suma de CANCELACIONES	Suma de AMORTIZACIONES	Suma de INTERESES PAGADOS	Suma de COMISIONES PAGADAS	Suma de REVALUACION	Suma de SALDO EQUIVALENTE EN USD AL 30/06/2023
DEUDA EXTERNA	156,443,689.68	-	-	14,885,996.71	7,758,082.67	-	12,554.04	141,570,247.01
GENERACION	156,443,689.68	-	-	14,885,996.71	7,758,082.67	-	12,554.04	141,570,247.01
BNP	233,397.31	-	-	-	-	-	-	233,397.31
240982	233,397.31	-	-	-	-	-	-	233,397.31
ICBC	154,473,198.57	-	-	14,885,996.71	7,758,082.67	-	-	139,587,201.86
INDUSTRIAL AND COMMERCIAL BANK OF CHINA	154,473,198.57	-	-	14,885,996.71	7,758,082.67	-	-	139,587,201.86
SUIZA	1,737,093.80	-	-	-	-	-	12,554.04	1,749,647.84
CP V	95,559.27	-	-	-	-	-	690.61	96,249.88
CP VI	1,641,534.53	-	-	-	-	-	11,863.44	1,653,397.97
DEUDA INTERNA	2,758,911,360.02	-	-	28,615,877.56	19,334,366.90	271,369.31	1,737,849.18	2,728,557,633.28
DISTRIBUCION	2,272,794,817.85	-	-	28,615,877.56	19,334,366.90	271,369.31	896,448.46	2,243,282,491.83
BID	14,821,104.57	-	-	-	-	-	-	14,821,104.57
1584/SF-HO	14,821,104.57	-	-	-	-	-	-	14,821,104.57
BONOS RBCP-2016	49,459,149.29	-	-	-	-	16,472.44	41,830.68	49,417,318.61
ISIN HNENEE 00083-5	49,459,149.29	-	-	-	-	16,472.44	41,830.68	49,417,318.61
BONOS VGE - 2019	217,103,254.05	-	-	28,615,877.56	6,117,462.98	72,306.55	183,617.73	188,303,758.76
ISIN HNENEE00012-4	28,640,100.28	-	-	28,615,877.56	579,962.03	9,538.63	24,222.72	-
ISIN HNENEE00018-1	43,544,790.09	-	-	-	990,643.97	14,502.65	36,828.54	43,507,961.55
ISIN HNENEE00024-9	40,020,999.17	-	-	-	975,511.85	13,329.05	33,848.25	39,987,150.92
ISIN HNENEE00034-8	305,220.49	-	-	-	7,935.73	101.65	258.14	304,962.35
ISIN HNENEE00040-5	6,566,554.34	-	-	-	178,938.61	2,187.00	5,553.74	6,561,000.60
ISIN HNENEE00048-8	73,114,632.68	-	-	-	2,546,217.08	24,350.93	61,837.60	73,052,795.08
ISIN HNENEE00058-7	24,910,957.00	-	-	-	838,253.70	8,296.63	21,068.74	24,889,888.26
BONOS VGE - 2020	189,574,481.93	-	-	-	6,415,573.98	63,138.05	160,334.93	189,414,147.00
ISIN HNENEE00064-5	41,265,810.42	-	-	-	1,299,873.03	13,743.64	34,901.06	41,230,909.36
ISIN HNENEE00066-0	67,189,204.15	-	-	-	2,553,189.76	22,377.46	56,826.09	67,132,378.06
ISIN HNENEE00072-8	30,859,826.47	-	-	-	1,188,103.32	10,277.91	26,100.07	30,833,726.40
ISIN HNENEE00076-9	25,272,256.68	-	-	-	1,074,070.91	8,416.96	21,374.32	25,250,882.36
ISIN HNENEE00077-7	12,208,819.65	-	-	-	-	4,066.16	10,325.76	12,198,493.89
ISIN HNENEE00084-3	6,674,154.74	-	-	-	300,336.96	2,222.84	5,644.75	6,668,509.99
ISIN HNENEE00085-0	6,104,409.82	-	-	-	-	2,033.08	5,162.87	6,099,246.95
BONOS VGE - 2021	358,660,163.44	-	-	-	6,801,329.95	119,452.27	303,341.23	358,356,822.21
INTERESES CORRIDOS VGE-2021	-	-	-	-	-	-	-	-
INTERESES CORRIDOS VGE-2021 109-8	-	-	-	-	-	-	-	-
INTERESES CORRIDOS VGE-2021 103-1	-	-	-	-	-	-	-	-
ISIN HNENEE00096-7	6,104,409.83	-	-	-	-	2,033.08	5,162.88	6,099,246.95
ISIN HNENEE00098-3	57,509,278.70	-	-	-	-	19,153.55	48,639.17	57,460,639.53
ISIN HNENEE00099-1	22,993,277.01	-	-	-	-	7,657.94	19,446.85	22,973,830.16
ISIN HNENEE00103-1	212,026,501.28	-	-	-	5,300,662.53	70,615.73	179,324.01	211,847,177.27
ISIN HNENEE00109-8	60,026,696.62	-	-	-	1,500,667.42	19,991.98	50,768.31	59,975,928.31

RESUMEN SERVICIO DEUDA EXTERNA E INTERNA
AL 30 DE JUNIO DE 2023

	Suma de SALDO EQUIVALENTE EN USD AL 31/05/2023	Suma de DESEMBOLSOS	Suma de CANCELACIONES	Suma de AMORTIZACIONES	Suma de INTERESES PAGADOS	Suma de COMISIONES PAGADAS	Suma de REVALUACION	Suma de SALDO EQUIVALENTE EN USD AL 30/06/2023
EEH	5,035,745.57	-	-	-	-	-	-	5,035,745.57
EEH - REEMBOLSO INVERSIONES AÑO II	5,035,745.57	-	-	-	-	-	-	5,035,745.57
ERP	13,425,453.36	-	-	-	-	-	-	13,425,453.36
936/SF-HO	13,195,522.39	-	-	-	-	-	-	13,195,522.39
Arreglo de Pagos N° I	229,930.97	-	-	-	-	-	-	229,930.97
FICOHSA - BANCO AGENTE	59,823,216.29	-	-	-	-	-	50,596.22	59,772,620.07
PTAMO SINDICADO II - 2018 (L.6,500.0MM)	59,823,216.29	-	-	-	-	-	50,596.22	59,772,620.07
GOH	1,363,950,849.35	-	-	-	-	-	156,727.68	1,363,794,121.67
BONO SOBERANO	506,290,969.65	-	-	-	-	-	-	506,290,969.65
BONO SOBERANO 2020	598,460,053.87	-	-	-	-	-	-	598,460,053.87
PTAMO TEMPORAL	185,309,383.66	-	-	-	-	-	156,727.68	185,152,655.98
SEFIN - EXIMBANK CHINA No. 6021583003	73,890,442.17	-	-	-	-	-	-	73,890,442.17
TGR	941,400.00	-	-	-	-	-	-	941,400.00
CUT - LPS	-	-	-	-	-	-	-	-
CUT - USD	941,400.00	-	-	-	-	-	-	941,400.00
GENERACION	261,328,573.19	-	-	-	-	-	841,400.72	260,487,172.47
ERP	236,821,295.40	-	-	-	-	-	0.01	236,821,295.41
197965593	6,560,045.42	-	-	-	-	-	-	6,560,045.42
199165713	858,644.70	-	-	-	-	-	-	858,644.70
0116-HO	1,515,694.14	-	-	-	-	-	-	1,515,694.14
0989-HO	13,500,000.00	-	-	-	-	-	-	13,500,000.00
199165614 - Club de Paris I	46,402.40	-	-	-	-	-	-	46,402.40
199365586 - Club de Paris II	23,855.34	-	-	-	-	-	-	23,855.34
199665969 - Club de Paris III	15,337.41	-	-	-	-	-	0.01	15,337.42
200065011 - CPIV - T1	339,550.15	-	-	-	-	-	-	339,550.15
200065011 - CPIV - T2	280.47	-	-	-	-	-	-	280.47
200065011 - CPIV - T3	13,557.53	-	-	-	-	-	-	13,557.53
200065011 - CPIV - T4	2,142.61	-	-	-	-	-	-	2,142.61
2417-HO	11,812,464.86	-	-	-	-	-	-	11,812,464.86
572/SF-HO	31,700,866.63	-	-	-	-	-	-	31,700,866.63
CP I	438,003.65	-	-	-	-	-	-	438,003.65
CP II	3,713,008.81	-	-	-	-	-	-	3,713,008.81
CP IV	4,005,631.81	-	-	-	-	-	-	4,005,631.81
CP IV - CAPITALIZACIÓN	213,933.56	-	-	-	-	-	-	213,933.56
HERMES 1era. Capitalización CP IV	68,396.85	-	-	-	-	-	-	68,396.85
HERMES 2da. Capitalización CP IV	210,989.02	-	-	-	-	-	-	210,989.02
HERMES 3ra. Capitalización CP IV	16,842.00	-	-	-	-	-	-	16,842.00
HERMES CP I	534,670.72	-	-	-	-	-	-	534,670.72
HERMES CP II	1,862,301.11	-	-	-	-	-	-	1,862,301.11
HERMES CP III	202,419.90	-	-	-	-	-	-	202,419.90

**RESUMEN SERVICIO DEUDA EXTERNA E INTERNA
 AL 30 DE JUNIO DE 2023**

Reserva de FFA	Suma de SALDO EQUIVALENTE EN USD AL 31/05/2023	Suma de DESEMBOLSOS	Suma de CANCELACIONES	Suma de AMORTIZACIONES	Suma de INTERESES PAGADOS	Suma de COMISIONES PAGADAS	Suma de REVALUACION	Suma de SALDO EQUIVALENTE EN USD AL 30/06/2023
HERMES CP IV	4,059,471.48	-	-	-	-	-	-	4,059,471.48
HO - P1	27,198,282.83	-	-	-	-	-	-	27,198,282.83
HO - R1 (CP I)	6,058,861.31	-	-	-	-	-	-	6,058,861.31
HO - R2 (CP II)	18,013,345.18	-	-	-	-	-	-	18,013,345.18
HO - R3 (CP III)	2,442,147.19	-	-	-	-	-	-	2,442,147.19
HO - R4 (CP IV)	33,496,574.32	-	-	-	-	-	-	33,496,574.32
HOND 1 (CP I)	804,389.26	-	-	-	-	-	-	804,389.26
HOND 2 (CP II)	6,642,502.86	-	-	-	-	-	-	6,642,502.86
HOND 3 (CP III)	1,563,804.31	-	-	-	-	-	-	1,563,804.31
HOND 4 (CP IV 1era. CAPITAL.)	205,820.50	-	-	-	-	-	-	205,820.50
HOND 4 (CP IV 2da. CAPITAL.)	10,127.31	-	-	-	-	-	-	10,127.31
HOND 4 (CP IV)	17,795,482.54	-	-	-	-	-	-	17,795,482.54
R - 190 Q (CP II)	34,927.12	-	-	-	-	-	-	34,927.12
R1 - (CP I)	7,071,309.69	-	-	-	-	-	-	7,071,309.69
R2 - (CP II - CAPITAL.)	480,707.77	-	-	-	-	-	-	480,707.77
R2 - (CP II)	7,458,490.32	-	-	-	-	-	-	7,458,490.32
R-244-Q (CP IV)	242,139.16	-	-	-	-	-	-	242,139.16
R-244-R (CP IV CAPITALIZACIÓN)	15,824.74	-	-	-	-	-	-	15,824.74
R3 - (CP III - CAPITAL.)	64,123.88	-	-	-	-	-	-	64,123.88
R3 - (CP III)	942,724.85	-	-	-	-	-	-	942,724.85
R4 - (CP IV 2,005 MM)	16,880,328.97	-	-	-	-	-	-	16,880,328.97
R4 - (CP IV 201 MM)	1,699,648.88	-	-	-	-	-	-	1,699,648.88
R4 - (CP IV 2da FASE)	614,069.53	-	-	-	-	-	-	614,069.53
R4 - (CP IV 3era FASE)	788,126.05	-	-	-	-	-	-	788,126.05
SERV - CP II	2,141,995.80	-	-	-	-	-	-	2,141,995.80
SERV - CP III	1,609,948.71	-	-	-	-	-	-	1,609,948.71
SERV - CP IV	824,817.75	-	-	-	-	-	-	824,817.75
SERV - DIFERIMIENTO CPIV	6,264.00	-	-	-	-	-	-	6,264.00
JICA	24,507,277.79	-	-	-	-	-	841,400.73	23,665,877.06
CONVENIO SUBSIDIARIO JICA HO-P6	24,507,277.79	-	-	-	-	-	841,400.73	23,665,877.06
HOLDING	25,000,000.00	-	-	-	-	-	-	25,000,000.00
IDA	25,000,000.00	-	-	-	-	-	-	25,000,000.00
4536-HO	25,000,000.00	-	-	-	-	-	-	25,000,000.00
TRANSMISION	199,787,968.98	-	-	-	-	-	0.00	199,787,968.98
BID	155,457,787.23	-	-	-	-	-	-	155,457,787.23
2016/BL-HO	28,124,787.23	-	-	-	-	-	-	28,124,787.23
3103/BL-HO	22,930,000.00	-	-	-	-	-	-	22,930,000.00
3435/BL-HO	23,000,000.00	-	-	-	-	-	-	23,000,000.00
4598/BL-HO	78,703,000.00	-	-	-	-	-	-	78,703,000.00
4599/SX-HO	2,700,000.00	-	-	-	-	-	-	2,700,000.00

RESUMEN SERVICIO DEUDA EXTERNA E INTERNA
AL 30 DE JUNIO DE 2023

	Suma de SALDO EQUIVALENTE EN USD AL 31/05/2023	Suma de DESEMBOLSOS	Suma de CANCELACIONES	Suma de AMORTIZACIONES	Suma de INTERESES PAGADOS	Suma de COMISIONES PAGADAS	Suma de REVALUACION	Suma de SALDO EQUIVALENTE EN USD AL 30/06/2023	
ERP	34,210,244.20	-	-	-	-	-	0.00	34,210,244.20	
01039014.0	5,409,474.00	-	-	-	-	-	0.00	5,409,474.00	
01039001.0 (150688)	693,023.80	-	-	-	-	-	-	693,023.80	
0201-HO	2,336,298.00	-	-	-	-	-	-	2,336,298.00	
11039001.0 (CP I)	178,667.34	-	-	-	-	-	-	178,667.34	
11039002.0 (CP II)	5,210,334.85	-	-	-	-	-	-	5,210,334.85	
11039003.0 (CP III)	3,001,349.09	-	-	-	-	-	-	3,001,349.09	
11039004.1 (CP V)	1,079,667.87	-	-	-	-	-	-	1,079,667.87	
199165614 - Club de Paris I	46,402.40	-	-	-	-	-	-	46,402.40	
199365586 - Club de Paris II	23,855.34	-	-	-	-	-	-	23,855.34	
199665969 - Club de Paris III	15,337.42	-	-	-	-	-	-	15,337.42	
200065011 - CPIV - T1	928,042.76	-	-	-	-	-	-	928,042.76	
200065011 - CPIV - T2	2,056.76	-	-	-	-	-	-	2,056.76	
200065011 - CPIV - T4	5,792.99	-	-	-	-	-	-	5,792.99	
Arreglo de Pagos N° I	205,626.84	-	-	-	-	-	-	205,626.84	
Arreglo de Pagos N° II	107,815.07	-	-	-	-	-	-	107,815.07	
CP I	165,056.49	-	-	-	-	-	-	165,056.49	
CP II	1,166,362.77	-	-	-	-	-	-	1,166,362.77	
CP III	706,252.90	-	-	-	-	-	-	706,252.90	
CP IV	37,066.73	-	-	-	-	-	-	37,066.73	
CP IV - DIFERIMIENTO III FASE	360,586.47	-	-	-	-	-	-	360,586.47	
CP IV - REORG. DEUDA BBV,BEX	3,577,740.25	-	-	-	-	-	-	3,577,740.25	
CP IV - REORGANIZACIÓN DEUDA	1,782,104.84	-	-	-	-	-	-	1,782,104.84	
CP V - DIFER. DEUDA POST CUT	2,242,321.97	-	-	-	-	-	-	2,242,321.97	
CP VI - RESTRUCT. DEUDA	4,571,343.36	-	-	-	-	-	-	4,571,343.36	
REPROGRAMACION 01039014.0	357,663.89	-	-	-	-	-	-	357,663.89	
FDO. CONTRAVALOR HONDURAS-ESPAÑA	10,119,937.55	-	-	-	-	-	-	10,119,937.55	
ICO 01039004.0 (030491)	6,033,209.35	-	-	-	-	-	-	6,033,209.35	
ICO 01039014.0	604,583.83	-	-	-	-	-	-	604,583.83	
ICO 11039004.2 (CPV - CONSOL. DIFER.)	3,367,489.83	-	-	-	-	-	-	3,367,489.83	
ICO 11039005.0 (CP VI)	114,654.54	-	-	-	-	-	-	114,654.54	
Total general	2,915,355,049.70	-	-	43,501,874.27	27,092,449.57	271,369.31	-	1,725,295.14	2,870,127,880.29

**RESUMEN SERVICIO DEUDA EXTERNA E INTERNA
AL 30 DE JUNIO DE 2023**

Etiquetas de fila	Suma de SALDO EXPRESADO EN LPS AL 31/05/2023	Suma de DESEMBOLSOS	Suma de CANCELACIONES	Suma de AMORTIZACIONES	Suma de INTERESES PAGADOS	Suma de COMISIONES PAGADAS	Suma de REVALUACION	Suma de SALDO EXPRESADO EN LPS AL 30/06/2023
DEUDA EXTERNA	3,844,196,920.38	-	-	366,195,519.07	190,848,833.68	-	3,663,997.53	3,481,665,398.84
GENERACION	3,844,196,920.38	-	-	366,195,519.07	190,848,833.68	-	3,663,997.53	3,481,665,398.84
DEUDA INTERNA	67,793,073,503.36	-	-	703,756,000.00	475,091,797.30	6,673,839.67	14,646,083.15	67,103,963,586.48
DISTRIBUCION	55,848,023,382.47	-	-	703,756,000.00	475,091,797.30	6,673,839.67	25,227,595.61	55,169,494,978.08
GENERACION	6,421,470,231.56	-	-	-	-	-	15,257,101.85	6,406,213,129.68
HOLDING	614,310,000.00	-	-	-	-	-	520,000.00	614,830,000.00
TRANSMISION	4,909,269,889.33	-	-	-	-	-	4,155,589.39	4,913,425,478.72
Total general	71,637,270,423.74	-	-	1,069,951,519.07	665,940,630.98	6,673,839.67	18,310,080.68	70,585,628,985.32

ELABORADO POR:



Lorena González

Coordinador Gestión Deuda Ext. Int.
ANALISIS Y PROGRAMACION FINANCIERA

AUTORIZADO POR:



FRANCIS ELIZABETH VIVAS AMADOR
JEFE DEPARTAMENTO DE ANALISIS
Y PROGRAMACION FINANCIERA



RESUMEN SERVICIO DEUDA EXTERNA E INTERNA
AL 30 DE JUNIO DE 2023

Etiquetas de fila	Suma de SALDO EXPRESADO EN LPS AL 31/05/2023	Suma de DESEMBOLSOS	Suma de CANCELACIONES	Suma de AMORTIZACIONES	Suma de INTERESES PAGADOS	Suma de COMISIONES PAGADAS	Suma de REVALUACION	Suma de SALDO EXPRESADO EN LPS AL 30/06/2023
DISTRIBUCION	55,848,023,382.47	-	-	703,756,000.00	475,091,797.30	6,673,839.67	25,227,595.61	55,169,494,978.08
BANCA PRIVADA	1,470,000,000.00	-	-	-	-	-	-	1,470,000,000.00
FICOHSA - BANCO AGENTE	1,470,000,000.00	-	-	-	-	-	-	1,470,000,000.00
PTAMO SINDICADO II - 2018 (L.6,500.0MM)	1,470,000,000.00	-	-	-	-	-	-	1,470,000,000.00
BCH	20,021,519,000.00	-	-	703,756,000.00	475,091,797.30	6,673,839.67	-	19,317,763,000.00
BONOS RBPC-2016	1,215,330,000.00	-	-	-	-	405,110.00	-	1,215,330,000.00
ISIN HNENEE00083-5	1,215,330,000.00	-	-	-	-	405,110.00	-	1,215,330,000.00
BONOS VGE - 2019	5,334,748,000.00	-	-	703,756,000.00	150,320,747.30	1,778,249.33	-	4,630,992,000.00
ISIN HNENEE00012-4	703,756,000.00	-	-	703,756,000.00	14,251,059.00	234,585.33	-	-
ISIN HNENEE00018-1	1,070,000,000.00	-	-	-	24,342,500.00	356,666.67	-	1,070,000,000.00
ISIN HNENEE00024-9	983,412,000.00	-	-	-	23,970,667.50	327,804.00	-	983,412,000.00
ISIN HNENEE00034-8	7,500,000.00	-	-	-	195,000.00	2,500.00	-	7,500,000.00
ISIN HNENEE00040-5	161,356,000.00	-	-	-	4,396,951.00	53,785.33	-	161,356,000.00
ISIN HNENEE00048-8	1,796,602,000.00	-	-	-	62,566,664.50	598,867.33	-	1,796,602,000.00
ISIN HNENEE00058-7	612,122,000.00	-	-	-	20,597,905.30	204,040.67	-	612,122,000.00
BONOS VGE - 2020	4,658,300,000.00	-	-	-	157,646,050.00	1,552,766.67	-	4,658,300,000.00
ISIN HNENEE00064-5	1,014,000,000.00	-	-	-	31,941,000.00	338,000.00	-	1,014,000,000.00
ISIN HNENEE00066-0	1,651,000,000.00	-	-	-	62,738,000.00	550,333.33	-	1,651,000,000.00
ISIN HNENEE00072-8	758,300,000.00	-	-	-	29,194,550.00	252,766.67	-	758,300,000.00
ISIN HNENEE00076-9	621,000,000.00	-	-	-	26,392,500.00	207,000.00	-	621,000,000.00
ISIN HNENEE00077-7	300,000,000.00	-	-	-	-	100,000.00	-	300,000,000.00
ISIN HNENEE00084-3	164,000,000.00	-	-	-	7,380,000.00	54,666.67	-	164,000,000.00
ISIN HNENEE00085-0	150,000,000.00	-	-	-	-	50,000.00	-	150,000,000.00
BONOS VGE - 2021	8,813,141,000.00	-	-	-	167,125,000.00	2,937,713.67	-	8,813,141,000.00
INTERESES CORRIDOS VGE-2021	-	-	-	-	-	-	-	-
INTERESES CORRIDOS VGE-2021 109-8	-	-	-	-	-	-	-	-
INTERESES CORRIDOS VGE-2021 103-1	-	-	-	-	-	-	-	-
ISIN HNENEE00096-7	150,000,000.00	-	-	-	-	50,000.00	-	150,000,000.00
ISIN HNENEE00098-3	1,413,141,000.00	-	-	-	-	471,047.00	-	1,413,141,000.00
ISIN HNENEE00099-1	565,000,000.00	-	-	-	-	188,333.33	-	565,000,000.00
ISIN HNENEE00103-1	5,210,000,000.00	-	-	-	130,250,000.00	1,736,666.67	-	5,210,000,000.00
ISIN HNENEE00109-8	1,475,000,000.00	-	-	-	36,875,000.00	491,666.67	-	1,475,000,000.00
GOBIERNO CENTRAL	34,232,764,028.11	-	-	-	-	-	25,122,852.02	34,257,886,880.13
BID	364,190,110.02	-	-	-	-	-	308,278.89	364,498,388.91
1584/SF-HO	364,190,110.02	-	-	-	-	-	308,278.89	364,498,388.91
ERP	329,895,610.02	-	-	-	-	-	279,249.55	330,174,859.57
936/SF-HO	324,245,654.29	-	-	-	-	-	274,466.95	324,520,121.24
Arreglo de Pagos N° I	5,649,955.73	-	-	-	-	-	4,782.60	5,654,738.33
GOH	33,515,545,850.71	-	-	-	-	-	24,515,742.46	33,540,061,593.17
BONO SOBERANO	12,440,784,222.65	-	-	-	-	-	10,530,852.15	12,451,315,074.80
BONO SOBERANO 2020	14,705,599,827.72	-	-	-	-	-	12,447,969.12	14,718,047,796.84



RESUMEN SERVICIO DEUDA EXTERNA E INTERNA
AL 30 DE JUNIO DE 2023

Etiquetas de fila	Suma de SALDO EXPRESADO EN LPS AL 31/05/2023	Suma de DESEMBOLSOS	Suma de CANCELACIONES	Suma de AMORTIZACIONES	Suma de INTERESES PAGADOS	Suma de COMISIONES PAGADAS	Suma de REVALUACION	Suma de SALDO EXPRESADO EN LPS AL 30/06/2023
PTAMO TEMPORAL	4,553,496,299.16	-	-	-	-	-	-	4,553,496,299.16
SEFIN - EXIMBANK CHINA No. 6021583003	1,815,665,501.18	-	-	-	-	-	1,536,921.20	1,817,202,422.38
TGR	23,132,457.36	-	-	-	-	-	19,581.12	23,152,038.48
CUT - LPS	-	-	-	-	-	-	-	-
CUT - USD	23,132,457.36	-	-	-	-	-	19,581.12	23,152,038.48
PRIVADO	123,740,354.36	-	-	-	-	-	104,743.59	123,845,097.95
EEH	123,740,354.36	-	-	-	-	-	104,743.59	123,845,097.95
EEH - REEMBOLSO INVERSIONES AÑO II	123,740,354.36	-	-	-	-	-	104,743.59	123,845,097.95
GENERACION	10,265,667,151.94	-	-	366,195,519.07	190,848,833.68	-	11,593,104.33	9,887,878,528.52
BNP	5,735,132.06	-	-	-	-	-	4,854.66	5,739,986.72
BNP	5,735,132.06	-	-	-	-	-	4,854.66	5,739,986.72
240982	5,735,132.06	-	-	-	-	-	4,854.66	5,739,986.72
GOBIERNO CENTRAL	6,421,470,231.56	-	-	-	-	-	15,257,101.85	6,406,213,129.68
ERP	5,819,267,598.66	-	-	-	-	-	4,925,883.37	5,824,193,482.00
197965593	161,196,060.06	-	-	-	-	-	136,448.96	161,332,509.02
199165713	21,098,961.05	-	-	-	-	-	17,859.79	21,116,820.84
0116-HO	37,244,242.69	-	-	-	-	-	31,526.43	37,275,769.12
0989-HO	331,727,400.00	-	-	-	-	-	280,800.00	332,008,200.00
199165614 - Club de Paris I	1,140,218.33	-	-	-	-	-	965.17	1,141,183.50
199365586 - Club de Paris II	586,182.93	-	-	-	-	-	496.22	586,679.15
199665969 - Club de Paris III	376,877.02	-	-	-	-	-	318.97	377,195.99
200065011 - CPIX - T1	8,343,561.99	-	-	-	-	-	7,062.76	8,350,624.75
200065011 - CPIX - T2	6,891.76	-	-	-	-	-	5.89	6,897.65
200065011 - CPIX - T3	333,140.98	-	-	-	-	-	282.07	333,423.05
200065011 - CPIX - T4	52,649.02	-	-	-	-	-	44.62	52,693.64
2417-HO	290,260,611.57	-	-	-	-	-	245,699.22	290,506,310.79
572/SF-HO	778,966,375.30	-	-	-	-	-	659,377.90	779,625,753.20
CP I	10,762,800.94	-	-	-	-	-	9,110.43	10,771,911.37
CP II	91,237,537.66	-	-	-	-	-	77,230.61	91,314,768.27
CP IV	98,427,987.20	-	-	-	-	-	83,317.03	98,511,304.23
CP IV - CAPITALIZACIÓN	5,256,860.95	-	-	-	-	-	4,449.88	5,261,310.83
HERMES 1era. Capitalización CP IV	1,680,674.77	-	-	-	-	-	1,422.64	1,682,097.41
HERMES 2da. Capitalización CP IV	5,184,506.71	-	-	-	-	-	4,388.46	5,188,895.17
HERMES 3ra. Capitalización CP IV	413,848.26	-	-	-	-	-	350.41	414,198.67
HERMES CP I	13,138,142.68	-	-	-	-	-	11,121.27	13,149,263.95
HERMES CP II	45,761,207.69	-	-	-	-	-	38,735.97	45,799,943.66
HERMES CP III	4,973,942.64	-	-	-	-	-	4,210.44	4,978,153.08
HERMES CP IV	99,750,956.83	-	-	-	-	-	84,437.17	99,835,394.00
HO - P1	668,327,084.97	-	-	-	-	-	565,724.32	668,892,809.29
HO - R1 (CP I)	148,880,763.59	-	-	-	-	-	126,024.38	149,006,787.97
HO - R2 (CP II)	442,631,123.05	-	-	-	-	-	374,677.63	443,005,800.68



**RESUMEN SERVICIO DEUDA EXTERNA E INTERNA
 AL 30 DE JUNIO DE 2023**

Etiquetas de fila	Suma de SALDO EXPRESADO EN LPS AL 31/05/2023	Suma de DESEMBOLSOS	Suma de CANCELACIONES	Suma de AMORTIZACIONES	Suma de INTERESES PAGADOS	Suma de COMISIONES PAGADAS	Suma de REVALUACION	Suma de SALDO EXPRESADO EN LPS AL 30/06/2023
HO - R3 (CP III)	60,009,417.79	-	-	-	-	-	50,796.48	60,060,214.27
HO - R4 (CP IV)	823,091,222.76	-	-	-	-	-	696,728.81	823,787,951.57
HOND 1 (CP I)	19,765,774.72	-	-	-	-	-	16,731.23	19,782,505.95
HOND 2 (CP II)	163,222,237.29	-	-	-	-	-	138,164.05	163,360,401.34
HOND 3 (CP III)	38,426,425.11	-	-	-	-	-	32,527.05	38,458,952.16
HOND 4 (CP IV 1era. CAPITAL.)	5,057,503.65	-	-	-	-	-	4,281.07	5,061,784.72
HOND 4 (CP IV 2da. CAPITAL.)	248,852.31	-	-	-	-	-	210.65	249,062.96
HOND 4 (CP IV)	437,277,715.25	-	-	-	-	-	370,145.95	437,647,861.20
R - 190 Q (CP II)	858,243.16	-	-	-	-	-	726.49	858,969.65
R1 - (CP I)	173,759,050.19	-	-	-	-	-	147,083.28	173,906,133.47
R2 - (CP II - CAPITAL.)	11,812,143.50	-	-	-	-	-	9,998.83	11,822,142.33
R2 - (CP II)	183,273,007.47	-	-	-	-	-	155,136.67	183,428,144.14
R-244-Q (CP IV)	5,949,940.29	-	-	-	-	-	5,036.50	5,954,976.79
R-244-R (CP IV CAPITALIZACIÓN)	388,851.84	-	-	-	-	-	329.16	389,181.00
R3 - (CP III - CAPITAL.)	1,575,677.72	-	-	-	-	-	1,333.69	1,577,011.41
R3 - (CP III)	23,165,012.16	-	-	-	-	-	19,608.62	23,184,620.78
R4 - (CP IV 2,005 MM)	414,790,195.66	-	-	-	-	-	351,110.77	415,141,306.43
R4 - (CP IV 201 MM)	41,764,451.99	-	-	-	-	-	35,352.85	41,799,804.84
R4 - (CP IV 2da FASE)	15,089,162.09	-	-	-	-	-	12,772.68	15,101,934.77
R4 - (CP IV 3era FASE)	19,366,148.44	-	-	-	-	-	16,393.13	19,382,541.57
SERV - CP II	52,633,977.63	-	-	-	-	-	44,553.48	52,678,531.11
SERV - CP III	39,560,303.75	-	-	-	-	-	33,486.86	39,593,790.61
SERV - CP IV	20,267,751.62	-	-	-	-	-	17,156.27	20,284,907.86
SERV - DIFERIMIENTO CPIV	153,921.63	-	-	-	-	-	130.17	154,051.80
JICA	602,202,632.90	-	-	-	-	-	20,182,985.22	582,019,647.68
CONVENIO SUBSIDIARIO JICA HO-P6	602,202,632.90	-	-	-	-	-	20,182,985.22	582,019,647.68
INDUSTRIAL AND COMMERCIAL BANK OF CHINA	3,795,777,224.42	-	-	366,195,519.07	190,848,833.68	-	3,314,267.43	3,432,895,972.78
ICBC	3,795,777,224.42	-	-	366,195,519.07	190,848,833.68	-	3,314,267.43	3,432,895,972.78
INDUSTRIAL AND COMMERCIAL BANK OF CHINA	3,795,777,224.42	-	-	366,195,519.07	190,848,833.68	-	3,314,267.43	3,432,895,972.78
SUIZA	42,684,563.90	-	-	-	-	-	344,875.43	43,029,439.33
SUIZA	42,684,563.90	-	-	-	-	-	344,875.43	43,029,439.33
CP V	2,348,120.63	-	-	-	-	-	18,971.86	2,367,092.49
CP VI	40,336,443.27	-	-	-	-	-	325,903.57	40,662,346.84
HOLDING	614,310,000.00	-	-	-	-	-	520,000.00	614,830,000.00
GOBIERNO CENTRAL	614,310,000.00	-	-	-	-	-	520,000.00	614,830,000.00
IDA	614,310,000.00	-	-	-	-	-	520,000.00	614,830,000.00
4536-HO	614,310,000.00	-	-	-	-	-	520,000.00	614,830,000.00
TRANSMISION	4,909,269,889.33	-	-	-	-	-	4,155,589.39	4,913,425,478.72
GOBIERNO CENTRAL	4,909,269,889.33	-	-	-	-	-	4,155,589.39	4,913,425,478.72
BID	3,819,970,930.93	-	-	-	-	-	3,233,521.97	3,823,204,452.90
2016/BL-HO	691,093,521.73	-	-	-	-	-	584,995.57	691,678,517.30

RESUMEN SERVICIO DEUDA EXTERNA E INTERNA
AL 30 DE JUNIO DE 2023

Etiquetas de fila	Suma de SALDO EXPRESADO EN LPS AL 31/05/2023	Suma de DESEMBOLSOS	Suma de CANCELACIONES	Suma de AMORTIZACIONES	Suma de INTERESES PAGADOS	Suma de COMISIONES PAGADAS	Suma de REVALUACION	Suma de SALDO EXPRESADO EN LPS AL 30/06/2023
3103/BL-HO	563,445,132.00	-	-	-	-	-	476,944.00	563,922,076.00
3435/BL-HO	565,165,200.00	-	-	-	-	-	478,400.00	565,643,600.00
4598/BL-HO	1,933,921,597.20	-	-	-	-	-	1,637,022.40	1,935,558,619.60
4599/SX-HO	66,345,480.00	-	-	-	-	-	56,160.00	66,401,640.00
ERP	840,627,805.12	-	-	-	-	-	711,572.54	841,339,377.66
01039014.0	132,923,758.91	-	-	-	-	-	112,517.07	133,036,275.98
01039001.0 (150688)	17,029,258.13	-	-	-	-	-	14,414.79	17,043,672.92
0201-HO	57,408,449.10	-	-	-	-	-	48,594.87	57,457,043.97
11039001.0 (CP I)	4,390,285.41	-	-	-	-	-	3,716.22	4,394,001.63
11039002.0 (CP II)	128,030,432.28	-	-	-	-	-	108,374.75	128,138,807.03
11039003.0 (CP III)	73,750,350.34	-	-	-	-	-	62,428.10	73,812,778.44
11039004.1 (CP V)	26,530,030.77	-	-	-	-	-	22,457.09	26,552,487.86
199165614 - Club de Paris I	1,140,218.33	-	-	-	-	-	965.17	1,141,183.50
199365586 - Club de Paris II	586,182.93	-	-	-	-	-	496.22	586,679.15
199665969 - Club de Paris III	376,877.26	-	-	-	-	-	318.98	377,196.24
200065011 - CPIV - T1	22,804,237.77	-	-	-	-	-	19,303.44	22,823,541.21
200065011 - CPIV - T2	50,539.61	-	-	-	-	-	42.70	50,582.31
200065011 - CPIV - T4	142,347.72	-	-	-	-	-	120.44	142,468.16
Arreglo de Pagos N° I	5,052,745.03	-	-	-	-	-	4,276.97	5,057,022.00
Arreglo de Pagos N° II	2,649,274.94	-	-	-	-	-	2,242.64	2,651,517.58
CP I	4,055,834.08	-	-	-	-	-	3,433.19	4,059,267.27
CP II	28,660,332.59	-	-	-	-	-	24,260.29	28,684,592.88
CP III	17,354,328.73	-	-	-	-	-	14,690.09	17,369,018.82
CP IV	910,818.44	-	-	-	-	-	771.06	911,589.50
CP IV - DIFERIMIENTO III FASE	8,860,474.98	-	-	-	-	-	7,500.19	8,867,975.17
CP IV - REORG. DEUDA BBV,BEX	87,913,664.41	-	-	-	-	-	74,417.11	87,988,081.52
CP IV - REORGANIZACIÓN DEUDA	43,790,593.05	-	-	-	-	-	37,067.70	43,827,660.75
CP V - DIFER. DEUDA POST CUT	55,099,232.43	-	-	-	-	-	46,640.24	55,145,872.67
CP VI - RESTRUCT. DEUDA	112,328,877.68	-	-	-	-	-	95,083.84	112,423,961.52
REPROGRAMACION 01039014.0	8,788,660.20	-	-	-	-	-	7,439.38	8,796,099.58
FDO. CONTRAVALOR HONDURAS-ESPAÑA	248,671,153.28	-	-	-	-	-	210,494.87	248,881,648.15
ICO 01039004.0 (030491)	148,250,433.32	-	-	-	-	-	125,490.87	148,375,924.19
ICO 01039014.0	14,856,075.70	-	-	-	-	-	12,575.35	14,868,651.05
ICO 11039004.2 (CPV - CONSOL. DIFER.)	82,747,307.02	-	-	-	-	-	70,043.87	82,817,350.89
ICO 11039005.0 (CP VI)	2,817,337.24	-	-	-	-	-	2,384.79	2,819,722.03
Total general	71,637,270,423.74	-	-	1,069,951,519.07	665,940,630.98	6,673,839.67	18,310,080.68	70,585,628,985.32

RESUMEN SERVICIO DEUDA VENCIDA PENDIENTE DE PAGO
AL 30 DE JUNIO 2023

(Cifras en Dolares)

CONCEPTO	PRINCIPAL	INTERESES	INTERESES MORATORIOS	COMISIONES	TOTAL
PRESTAMOS DEUDA EXTERNA E INTERNA					
GENERACION	162,339,698.28	61,934,135.75	3,176,133.34	2,495,025.54	229,944,992.91
DISTRIBUCION	11,691,131.53	106,739,813.28	149,603.05	20,181.20	118,600,729.06
TRANSMISION	47,413,696.34	16,188,776.50	206,604.88	2,014,161.08	65,823,238.80
HOLDING	11,250,000.00	-	-	1,331,250.00	12,581,250.00
	232,694,526.15	184,862,725.52	3,532,341.28	5,860,617.82	426,950,210.77
TOTAL DEUDA EXTERNA E INTERNA	232,694,526.15	184,862,725.52	3,532,341.28	5,860,617.82	426,950,210.77

ELABORADO POR:


Lorena González
Coordinador Gestión Deuda Ext. Int.
ANALISIS Y PROGRAMACION FINANCIERA

AUTORIZADO POR:


FRANCIS ELIZABETH VIVAS AMADOR
JEFE DEPARTAMENTO DE ANALISIS
Y PROGRAMACION FINANCIERA




SERVICIO DEUDA VENCIDA Y PENDIENTE DE PAGO
AL 30 DE JUNIO 2023

(Cifras en Dolares)


INSTITUCION FINANCIERA	NUMERO PRESTAMO	PRINCIPAL	INTERESES	INTERESES MORATORIOS	COMISIONES	TOTAL
DEUDA EXTERNA GENERACION						
BNP	240982	233,397.31	154,969.37	-	-	388,366.68
Total Deuda Externa		233,397.31	154,969.37	-	-	388,366.68

INSTITUCION FINANCIERA	NUMERO PRESTAMO	PRINCIPAL	INTERESES	INTERESES MORATORIOS	COMISIONES	TOTAL
DEUDA INTERNA						
ERP GENERACION						
Multilaterales						
IDA	0116-HO	1,515,694.14	-	-	62,522.38	1,578,216.52
	0989-HO	9,300,000.00	-	-	1,046,250.00	10,346,250.00
	2417-HO	3,986,836.87	-	-	1,114,144.32	5,100,981.19
BID	572/SF-HO	31,700,866.63	3,981,335.61	-	-	35,682,202.24
Sub-total Multilaterales		46,503,397.64	3,981,335.61	-	2,222,916.70	52,707,649.95
Club de paris						
Alemania						
KFW	197965593	4,490,862.41	607,452.70	-	-	5,098,315.12
	199165713	418,024.27	90,920.30	-	-	508,944.57
	199165614 - CP I	46,402.40	1,585.41	-	-	47,987.81
	199365586 - CP II	20,575.25	3,403.17	-	-	23,978.42
	199665969 - CP III	8,915.64	2,374.78	-	-	11,290.42
	200065011 - CP IV - T1	32,087.49	45,801.83	-	-	77,889.31
	200065011 - CP IV - T2	26.50	37.83	-	-	64.34
	200065011 - CP IV - T3	13,557.53	154.56	-	-	13,712.09
	200065011 - CP IV - T4	2,142.61	24.43	-	-	2,167.03
		5,032,594.09	751,755.01	-	-	5,784,349.11
HERMES						
	HERMES I	534,670.72	37,100.21	-	-	571,770.92
	HERMES CP II	1,862,301.11	1,162,606.90	-	-	3,024,908.01
	HERMES CP III	202,419.90	151,736.80	-	-	354,156.70
	HERMES CP IV	3,736,337.55	3,690,962.00	-	-	7,427,299.55
	HERMES 1era. Capital. CP IV	62,952.46	62,187.94	-	-	125,140.40
	HERMES 2da. Capital. CP IV	210,989.02	23,261.54	-	-	234,250.57
	HERMES 3ra. Capital. CP IV	16,842.00	1,856.83	-	-	18,698.83
		6,626,512.76	5,129,712.22	-	-	11,756,224.97
FRANCIA						
COFACE						
	CP I	438,003.65	16,591.88	-	-	454,595.53
	CP II	3,713,008.83	1,301,033.25	-	-	5,014,042.08
	CP IV	3,686,783.52	2,339,004.76	-	-	6,025,788.28
	CP IV - CAPITALIZACIÓN	213,933.56	13,539.09	-	-	227,472.65
		8,051,729.56	3,670,168.98	-	-	11,721,898.54
ITALIA						
SACE						
	HOND 1 (CP I)	804,389.26	50,601.11	-	-	854,990.37
	HOND 2 (CP II)	6,642,502.86	506,026.49	-	-	7,148,529.35
	HOND 3 (CP III)	1,563,804.31	140,872.98	-	-	1,704,677.29
	HOND 4 (CP IV)	5,460,740.39	3,605,568.46	-	-	9,066,308.84
	HOND 4 (CP IV 1era. CAPITAL.)	205,820.50	8,956.35	-	-	214,776.85
	HOND 4 (CP IV 2da. CAPITAL.)	10,127.31	436.07	-	-	10,563.38
		14,687,384.63	4,312,461.45	-	-	18,999,846.08
JAPON						
EXIMBANK-JAPON						
	R1 - (CP I)	7,071,309.69	1,049,215.97	966,918.03	-	9,087,443.69
	R2 - (CP II)	7,458,490.32	1,535,635.05	185,797.36	-	9,179,922.74
	R2 - (CP II - CAPITAL.)	480,707.78	-	11,796.70	-	492,504.48
	R3 - (CP III)	942,724.85	243,678.98	23,343.16	-	1,209,746.99
	R3 - (CP III - CAPITAL.)	64,123.95	-	1,516.89	-	65,640.84
	R4 - (CP IV 2,005 MM)	5,860,850.31	6,552,643.71	37,039.19	-	12,450,533.21
	R4 - (CP IV 201 MM)	590,118.21	1,882,675.73	20,471.19	-	2,493,265.12
	R4 - (CP IV 2da FASE)	614,069.53	159,799.39	45,036.71	-	818,905.63
	R4 - (CP IV 3era FASE)	457,113.23	-	-	-	457,113.23
		23,539,507.87	11,423,648.83	1,291,919.24	-	36,255,075.93
JBIC	HO - P1	27,198,282.83	4,285,800.65	1,280,808.74	-	32,764,892.22

SERVICIO DEUDA VENCIDA Y PENDIENTE DE PAGO
AL 30 DE JUNIO 2023

(Cifras en Dolares)

INSTITUCION FINANCIERA	NUMERO PRESTAMO	PRINCIPAL	INTERESES	INTERESES MORATORIOS	COMISIONES	TOTAL	
	HO - R1 (CP I)	6,058,861.31	1,065,987.94	222,320.04	-	7,347,169.29	
	HO - R2 (CP II)	15,536,510.19	11,183,132.76	168,128.02	-	26,887,770.97	
	HO - R3 (CP III)	1,419,620.16	1,671,170.00	21,298.49	-	3,112,088.65	
	HO - R4 (CP IV)	3,165,426.27	13,874,047.49	191,658.81	-	17,231,132.58	
			53,378,700.76	32,080,138.84	1,884,214.11	-	87,343,053.70
SUIZA SERV	SERV - CP II	2,141,995.81	71,934.03	-	-	2,213,929.83	
	SERV - CP III	1,609,948.70	13,749.61	-	-	1,623,698.31	
	SERV - CP IV	254,648.43	85,895.65	-	-	340,544.08	
	SERV - DIFERIMIENTO CPV	6,264.00	162.31	-	-	6,426.31	
			4,012,856.93	171,741.59	-	-	4,184,598.53
Club de paris ESTADOS UNIDOS EXIMBANK-USA	R - 190 Q (CP II)	34,927.12	17,026.95	-	-	51,954.07	
	R-244-Q (CP IV)	222,864.87	239,305.40	-	-	462,170.27	
	R-244-R (CP IV CAPITALIZACIÓN)	15,824.74	1,871.49	-	-	17,696.23	
			273,616.73	258,203.84	-	-	531,820.58
Sub total - Club de Paris		115,602,903.34	57,797,830.76	3,176,133.34	-	176,576,867.44	
Total Generacion - ERP		162,106,300.97	61,779,166.38	3,176,133.34	2,222,916.70	229,284,517.39	
DISTRIBUCION							
Multilaterales BID	936/SF-HO	7,441,917.97	2,975,269.32	-	-	10,417,187.29	
Bilaterales FIV	Arreglo de Pagos N° I (REORG. DEUDA)	229,930.97	13,795.86	149,603.05	-	393,329.88	
Total Distribucion - ERP		7,671,848.94	2,989,065.17	149,603.05	-	10,810,517.17	
TRANSMISION							
Multilaterales IDA	0201-HO	2,336,298.00	-	-	113,894.53	2,450,192.53	
Club de paris Alemania KFW	199165614 - CP I	46,402.40	1,585.41	-	-	47,987.81	
	199365586 - CP II	20,575.25	3,403.17	-	-	23,978.42	
	199665969 - CP III	8,915.64	2,374.78	-	-	11,290.42	
	200065011 - CPV - T1	87,700.04	125,183.44	-	-	212,883.48	
	200065011 - CPV - T2	194.36	277.44	-	-	471.80	
	200065011 - CPV - T4	5,792.99	66.04	-	-	5,859.03	
			169,580.68	132,890.28	-	-	302,470.96
ESPAÑA ICO	01039001.0 (150688)	693,023.80	18,592.84	-	-	711,616.64	
	REPROGRAMACION 01039014.0	357,663.89	-	-	-	357,663.89	
	01039014.0	3,456,052.68	438,501.32	-	-	3,894,554.00	
	11039001.0 (CP I)	178,667.34	8,840.93	-	-	187,508.27	
	11039002.0 (CP II)	4,493,913.82	1,130,936.51	-	-	5,624,850.32	
	11039003.0 (CP III)	1,744,684.22	729,974.98	-	-	2,474,659.20	
	11039004.1 (CP V)	31,850.20	312,192.81	-	-	344,043.01	
			10,955,855.95	2,639,039.38	-	-	13,594,895.34
CESCE	CP I	165,056.49	4,584.38	-	-	169,640.87	
	CP II	1,166,362.78	356,702.05	-	-	1,523,064.83	
	CP III	706,252.90	6,179.36	-	-	712,432.26	
	CP IV	37,066.73	1,817.85	-	-	38,884.57	
	CP IV - DIFERIMIENTO III FASE	360,586.47	36,804.17	-	-	397,390.64	
	CP IV - REORG. DEUDA BBV,BEX	3,577,740.25	200,098.41	-	-	3,777,838.66	
	CP IV - REORGANIZACIÓN DEUDA	550,249.33	79,831.86	-	-	630,081.19	
	CP V - DIFER. DEUDA POST CUT	2,242,321.97	186,665.52	-	-	2,428,987.49	
	CP VI - RESTRUCT. DEUDA	4,571,343.36	625,347.86	-	-	5,196,691.22	
			13,376,980.28	1,498,031.46	-	-	14,875,011.74
Sub total - Club de Paris		24,502,416.91	4,269,961.12	-	-	28,772,378.04	
Bilaterales FIV	Arreglo de Pagos N° I	205,626.84	12,337.61	133,789.73	-	351,754.19	



SERVICIO DEUDA VENCIDA Y PENDIENTE DE PAGO
AL 30 DE JUNIO 2023

(Cifras en Dolares)

INSTITUCION FINANCIERA	NUMERO PRESTAMO	PRINCIPAL	INTERESES	INTERESES MORATORIOS	COMISIONES	TOTAL
	(REORG. DEUDA)					
	Arreglo de Pagos N° II (DÓLAR DEUDA)	107,815.07	5,401.53	72,815.15	-	186,031.75
Sub total - Bilaterales		313,441.91	17,739.14	206,604.88	-	537,785.93
Total Transmision - ERP		27,152,156.82	4,287,700.26	206,604.88	113,894.53	31,760,356.50
Total Deuda Interna - ERP		196,930,306.74	69,055,931.81	3,532,341.28	2,336,811.23	271,855,391.06
Deuda Interna Gobierno Central						
GENERACION						
CTA. JICA - CONV. SUBSIDIA	HO-P6	-	-	-	272,108.84	272,108.84
Total - Generacion Gobierno Central		-	-	-	272,108.84	272,108.84
DISTRIBUCION						
Banco Central de Honduras						
Bono Soberano 2017	Prestamo Bono Soberano		65,625,000.00	-	14,181.20	65,639,181.20
Bono Soberano 2020	Prestamo Bono Soberano		33,750,000.00	-	6,000.00	33,756,000.00
SEFIN - EXIMBANK CHINA	6021583003		2,305,744.68	-	-	2,305,744.68
CTA. BID - CONV. SUBSIDIA	1584/SF-HO	4,019,282.59	2,070,003.42	-	-	6,089,286.01
Total Distribucion		4,019,282.59	103,750,748.10	-	20,181.20	107,790,211.89
TRANSMISION						
CUENTA FDO. DE CONTRAVALOR HONDURAS - ESPAÑA						
ICO	01039004.0 (030491)	6,033,209.35	-	-	-	6,033,209.35
	11039004.2 (CP V - Consol. Diferida)	3,367,489.83	-	-	-	3,367,489.83
	11039005.0 (CP VI)	114,654.54	-	-	-	114,654.54
	01039014.0	604,583.83	-	-	-	604,583.83
		10,119,937.54	-	-	-	10,119,937.54
CTA. BID - CONV. SUBSIDIA	2016/BLHO	6,378,191.55	3,958,072.02	-	-	10,336,263.57
	3103/BL-HO	2,340,770.81	3,620,827.67	-	70,880.58	6,032,479.06
	3435/BL-HO	1,422,639.61	2,051,509.21	-	241,238.24	3,715,387.06
	4598/BL-HO	-	2,270,667.33	-	1,584,733.25	3,855,400.59
	4599/SX-HO	-	-	-	3,414.47	3,414.47
		10,141,601.97	11,901,076.24	-	1,900,266.55	23,942,944.76
Total - Transmision Gobierno Central		20,261,539.51	11,901,076.24	-	1,900,266.55	34,062,882.30
HOLDING						
CTA. IDA - CONV. SUBSIDIA	4536-HN	11,250,000.00	-	-	1,331,250.00	12,581,250.00
Total - Otros Gobierno Central		11,250,000.00	-	-	1,331,250.00	12,581,250.00
Total Deuda Interna Gobierno Central		35,530,822.10	115,651,824.34	-	3,523,806.59	154,706,453.03
Total General Deuda Interna		232,461,128.84	184,707,756.15	3,532,341.28	5,860,617.82	426,561,844.09
TOTAL DEUDA EXTERNA E INTERNA		232,694,526.15	184,862,725.52	3,532,341.28	5,860,617.82	426,950,210.77


FILE: INFORMES MENSUALES JUNIO/2023
LG/

RESUMEN SERVICIO DEUDA VENCIDA PENDIENTE DE PAGO
AL 30 DE JUNIO 2023

(Cifras en Lempiras)

CONCEPTO	PRINCIPAL	INTERESES	INTERESES MORATORIOS	COMISIONES	TOTAL
PRESTAMOS DEUDA EXTERNA E INTERNA					
GENERACION	3,992,452,667.84	1,523,158,587.27	78,111,282.50	61,360,662.05	5,655,083,199.66
DISTRIBUCION	287,522,335.92	2,625,073,575.84	3,679,217.77	496,320.29	2,916,771,449.81
TRANSMISION	1,166,054,516.71	398,133,818.20	5,081,075.23	49,534,666.35	1,618,804,076.48
HOLDING	276,673,500.00	-	-	32,739,697.50	309,413,197.50
	5,722,703,020.47	4,546,365,981.31	86,871,575.49	144,131,346.19	10,500,071,923.46
TOTAL DEUDA EXTERNA E INTERNA	5,722,703,020.47	4,546,365,981.31	86,871,575.49	144,131,346.19	10,500,071,923.46

ELABORADO POR:


Larrea González
Coordinador Gestión Deuda Ext. Int.
ANALISIS Y PROGRAMACION FINANCIERA

AUTORIZADO POR:


FRANCIS ELIZABETH VIVAS AMADOR
JEFE DEPARTAMENTO DE ANALISIS
Y PROGRAMACION FINANCIERA




SERVICIO DEUDA VENCIDA Y PENDIENTE DE PAGO
AL 30 DE JUNIO 2023

(Cifras en Lempiras)

INSTITUCION FINANCIERA	NUMERO PRESTAMO	PRINCIPAL	INTERESES	INTERESES MORATORIOS	COMISIONES	TOTAL
DEUDA EXTERNA GENERACION						
BNP	240982	5,739,986.72	3,811,192.71	-	-	9,551,179.43
Total Deuda Externa		5,739,986.72	3,811,192.71	-	-	9,551,179.43

INSTITUCION FINANCIERA	NUMERO PRESTAMO	PRINCIPAL	INTERESES	INTERESES MORATORIOS	COMISIONES	TOTAL
DEUDA INTERNA						
ERP GENERACION						
Multilaterales						
IDA	0116-HO	37,275,769.12	-	-	1,537,625.29	38,813,394.41
	0989-HO	228,716,760.00	-	-	25,730,635.50	254,447,395.50
	2417-HO	98,049,076.40	-	-	27,400,374.14	125,449,450.55
BID	572/SF-HO	779,625,753.26	97,913,782.99	-	-	877,539,536.25
Sub-total Multilaterales		1,143,667,358.79	97,913,782.99	-	54,668,634.93	1,296,249,776.70
Club de paris						
Alemania						
KFW	197965593	110,444,677.54	14,939,205.80	-	-	125,383,883.34
	199165713	10,280,554.42	2,236,021.20	-	-	12,516,575.62
	199165614 - CP I	1,141,183.50	38,990.25	-	-	1,180,173.75
	199365586 - CP II	506,011.17	83,694.88	-	-	589,706.05
	199665969 - CP III	219,264.05	58,403.45	-	-	277,667.50
	200065011 - CP IV - T1	789,134.01	1,126,413.49	-	-	1,915,547.50
	200065011 - CP IV - T2	651.82	930.43	-	-	1,582.25
	200065011 - CP IV - T3	333,422.98	3,801.13	-	-	337,224.11
	200065011 - CP IV - T4	52,693.59	600.72	-	-	53,294.31
		123,767,593.07	18,488,061.37	-	-	142,255,654.44
HERMES	HERMES I	13,149,263.83	912,412.77	-	-	14,061,676.61
	HERMES CP II	45,799,943.63	28,592,223.93	-	-	74,392,167.56
	HERMES CP III	4,978,152.98	3,731,693.52	-	-	8,709,846.50
	HERMES CP IV	91,888,496.72	90,772,566.63	-	-	182,661,063.35
	HERMES 1era. Capital. CP IV	1,548,202.47	1,529,400.53	-	-	3,077,603.00
	HERMES 2da. Capital. CP IV	5,188,895.28	572,075.75	-	-	5,760,971.03
	HERMES 3ra. Capital. CP IV	414,198.58	45,665.42	-	-	459,864.00
		162,967,153.50	126,156,038.55	-	-	289,123,192.05
FRANCIA						
COFACE	CP I	10,771,911.42	408,047.45	-	-	11,179,958.87
	CP II	91,314,768.76	31,996,570.88	-	-	123,311,339.65
	CP IV	90,669,804.49	57,523,611.80	-	-	148,193,416.30
	CP IV - CAPITALIZACIÓN	5,261,310.77	332,969.60	-	-	5,594,280.37
		198,017,795.45	90,261,199.73	-	-	288,278,995.18
ITALIA						
SACE	HOND 1 (CP I)	19,782,506.02	1,244,443.27	-	-	21,026,949.29
	HOND 2 (CP II)	163,360,401.32	12,444,810.75	-	-	175,805,212.07
	HOND 3 (CP III)	38,458,952.18	3,464,517.25	-	-	41,923,469.44
	HOND 4 (CP IV)	134,297,080.54	88,672,466.14	-	-	222,969,546.68
	HOND 4 (CP IV 1era. CAPITAL)	5,061,784.72	220,265.19	-	-	5,282,049.91
	HOND 4 (CP IV 2da. CAPITAL)	249,062.96	10,724.32	-	-	259,787.28
		361,209,787.75	106,057,226.92	-	-	467,267,014.67
JAPON						
EXIMBANK-JAPON	R1 - (CP I)	173,906,133.43	25,803,578.18	23,779,608.44	-	223,489,320.05
	R2 - (CP II)	183,428,144.17	37,766,179.99	4,569,351.66	-	225,763,675.82
	R2 - (CP II - CAPITAL)	11,822,142.52	-	290,118.65	-	12,112,261.17
	R3 - (CP III)	23,184,620.79	5,992,845.93	574,083.05	-	29,751,549.77
	R3 - (CP III - CAPITAL)	1,577,013.07	-	37,305.16	-	1,614,318.23
	R4 - (CP IV 2,005 MM)	144,137,063.88	161,150,477.31	910,912.25	-	306,198,453.45
	R4 - (CP IV 201 MM)	14,512,895.09	46,301,020.65	503,452.10	-	61,317,367.84
	R4 - (CP IV 2da FASE)	15,101,934.73	3,929,978.36	1,107,596.84	-	20,139,509.93
	R4 - (CP IV 3era FASE)	11,241,877.15	-	-	-	11,241,877.15
		578,911,824.83	280,944,080.43	31,772,428.15	-	891,628,333.41
JBIC	HO - P1	668,892,809.25	105,401,552.49	31,499,185.52	-	805,793,547.26

SERVICIO DEUDA VENCIDA Y PENDIENTE DE PAGO
AL 30 DE JUNIO 2023

(Cifras en Lempiras)

INSTITUCION FINANCIERA	NUMERO PRESTAMO	PRINCIPAL	INTERESES	INTERESES MORATORIOS	COMISIONES	TOTAL
	HO - R1 (CP I)	149,006,787.91	26,216,054.67	5,467,561.31	-	180,690,403.89
	HO - R2 (CP II)	382,092,502.40	275,029,020.49	4,134,806.02	-	661,256,328.92
	HO - R3 (CP III)	34,913,002.55	41,099,417.95	523,798.08	-	76,536,218.57
	HO - R4 (CP IV)	77,847,961.42	341,207,224.85	4,713,503.42	-	423,768,689.69
		1,312,753,063.53	788,953,270.45	46,338,854.35	-	2,148,045,188.32
SUIZA SERV	SERV - CP II	52,678,531.23	1,769,087.89	-	-	54,447,619.12
	SERV - CP III	39,593,790.35	338,146.84	-	-	39,931,937.18
	SERV - CP IV	6,262,619.66	2,112,448.97	-	-	8,375,068.62
	SERV - DIFERIMIENTO CPIV	154,051.92	3,991.67	-	-	158,043.60
		98,688,993.16	4,223,675.37	-	-	102,912,668.53
Club de paris ESTADOS UNIDOS EXIMBANK-USA	R - 190 Q (CP II)	858,969.65	418,747.29	-	-	1,277,716.93
	R-244-Q (CP IV)	5,480,960.41	5,885,285.53	-	-	11,366,245.94
	R-244-R (CP IV CAPITALIZACIÓN)	389,181.00	46,025.94	-	-	435,206.94
		6,729,111.05	6,350,058.76	-	-	13,079,169.81
Sub total - Club de Paris		2,843,045,322.33	1,421,433,611.57	78,111,282.50	-	4,342,590,216.40
Total Generacion - ERP		3,986,712,681.12	1,519,347,394.56	78,111,282.50	54,668,634.93	5,638,839,993.10
DISTRIBUCION						
<u>Multilaterales</u>						
BID	936/SF-HO	183,020,577.07	73,171,393.34	-	-	256,191,970.41
<u>Bilaterales</u>						
FIV	Arreglo de Pagos N° I (REORG. DEUDA)	5,654,738.30	339,284.28	3,679,217.77	-	9,673,240.34
Total Distribucion - ERP		188,675,315.37	73,510,677.61	3,679,217.77	-	265,865,210.75
TRANSMISION						
<u>Multilaterales</u>						
IDA	0201-HO	57,457,043.97	-	-	2,801,031.03	60,258,075.01
<u>Club de paris</u>						
<u>Alemania</u>						
KFW	199165614 - CP I	1,141,183.50	38,990.25	-	-	1,180,173.75
	199365586 - CP II	506,011.17	83,694.88	-	-	589,706.05
	199665969 - CP III	219,264.05	58,403.45	-	-	277,667.50
	200065011 - CPIV - T1	2,156,824.63	3,078,661.38	-	-	5,235,486.01
	200065011 - CPIV - T2	4,780.04	6,823.13	-	-	11,603.17
	200065011 - CPIV - T4	142,468.21	1,624.18	-	-	144,092.40
		4,170,531.59	3,268,197.28	-	-	7,438,728.87
<u>ESPAÑA</u>						
ICO	01039001.0 (150688)	17,043,673.03	457,257.43	-	-	17,500,930.46
	REPROGRAMACION 01039014.0	8,796,099.56	-	-	-	8,796,099.56
	01039014.0	84,995,394.77	10,784,150.61	-	-	95,779,545.38
	11039001.0 (CP I)	4,394,001.69	217,426.81	-	-	4,611,428.49
	11039002.0 (CP II)	110,519,721.25	27,813,347.67	-	-	138,333,068.92
	11039003.0 (CP III)	42,907,367.97	17,952,420.63	-	-	60,859,788.61
	11039004.1 (CP V)	783,298.39	7,677,820.16	-	-	8,461,118.55
	269,439,556.66	64,902,423.31	-	-	334,341,979.96	
<u>CESCE</u>						
CP I	CP I	4,059,267.25	112,744.60	-	-	4,172,011.85
	CP II	28,684,593.06	8,772,444.89	-	-	37,457,037.95
	CP III	17,369,018.94	151,970.15	-	-	17,520,989.08
	CP IV	911,589.43	44,706.64	-	-	956,296.07
	CP IV - DIFERIMIENTO III FASE	8,867,975.18	905,132.29	-	-	9,773,107.47
	CP IV - REORG. DEUDA BBV,BEX	87,988,081.40	4,921,060.32	-	-	92,909,141.73
	CP IV - REORGANIZACIÓN DEUDA	13,532,391.77	1,963,320.99	-	-	15,495,712.76
	CP V - DIFER. DEUDA POST CUT	55,145,872.73	4,590,702.43	-	-	59,736,575.16
	CP VI - RESTRUCT. DEUDA	112,423,961.62	15,379,304.97	-	-	127,803,266.59
		328,982,751.38	36,841,387.27	-	-	365,824,138.65
Sub total - Club de Paris		602,592,839.63	105,012,007.86	-	-	707,604,847.49
<u>Bilaterales</u>						
FIV	Arreglo de Pagos N° I	5,057,022.07	303,421.31	3,290,317.69	-	8,650,761.06

SERVICIO DEUDA VENCIDA Y PENDIENTE DE PAGO
AL 30 DE JUNIO 2023

(Cifras en Lempiras)

INSTITUCION FINANCIERA	NUMERO PRESTAMO	PRINCIPAL	INTERESES	INTERESES MORATORIOS	COMISIONES	TOTAL
	(REORG. DEUDA)					
	Arreglo de Pagos N° II (DÓLAR DEUDA)	2,651,517.49	132,840.94	1,790,757.54	-	4,575,115.97
Sub total - Bilaterales		7,708,539.56	436,262.24	5,081,075.23	-	13,225,877.03
Total Transmisión - ERP		667,758,423.16	105,448,270.11	5,081,075.23	2,801,031.03	781,088,799.53
Total Deuda Interna - ERP		4,843,146,419.65	1,698,306,342.28	86,871,575.49	57,469,665.96	6,685,794,003.38
Deuda Interna Gobierno Central						
GENERACION						
CTA. JICA - CONV. SUB	HO-P6	-	-	-	6,692,027.12	6,692,027.12
Total - Generacion Gobierno Central		-	-	-	6,692,027.12	6,692,027.12
DISTRIBUCION						
Banco Central de Honduras						
Bono Soberano 2017	Prestamo Bono Soberano	-	1,613,928,750.00	-	348,761.09	1,614,277,511.09
Bono Soberano 2020	Prestamo Bono Soberano	-	830,020,500.00	-	147,559.20	830,168,059.20
SEFIN - EXIMBANK CHILE	6021583003	-	56,705,640.06	-	-	56,705,640.06
CTA. BID - CONV. SUBS	1584/SF-HO	98,847,020.55	50,908,008.16	-	-	149,755,028.71
Total Distribucion		98,847,020.55	2,551,562,898.23	-	496,320.29	2,650,906,239.06
TRANSMISION						
CUENTA FDO. DE CONTRAVALOR HONDURAS - ESPAÑA						
ICO	01039004.0 (030491)	148,375,924.07	-	-	-	148,375,924.07
	11039004.2 (CP V - Consol. Diferida)	82,817,350.81	-	-	-	82,817,350.81
	11039005.0 (CP VII)	2,819,722.05	-	-	-	2,819,722.05
	01039014.0	14,868,651.05	-	-	-	14,868,651.05
		248,881,647.98	-	-	-	248,881,647.98
CTA. BID - CONV. SUBS	2016/BLHO	156,860,140.43	97,341,656.86	-	-	254,201,797.29
	3103/BL-HO	57,567,044.68	89,047,739.04	-	1,743,180.33	148,357,964.06
	3435/BL-HO	34,987,260.46	50,453,176.29	-	5,932,820.28	91,373,257.03
	4598/BL-HO	-	55,842,975.90	-	38,973,661.89	94,816,637.79
	4599/SX-HO	-	-	-	83,972.82	83,972.82
		249,414,445.57	292,685,548.09	-	46,733,635.32	588,833,628.98
Total - Transmisión Gobierno Central		498,296,093.55	292,685,548.09	-	46,733,635.32	837,715,276.96
HOLDING						
CTA. IDA - CONV. SUBS	4536-HN	276,673,500.00	-	-	32,739,697.50	309,413,197.50
Total - Otros Gobierno Central		276,673,500.00	-	-	32,739,697.50	309,413,197.50
Total Deuda Interna Gobierno Central		873,816,614.10	2,844,248,446.32	-	86,661,680.23	3,804,726,740.64
Total General Deuda Interna		5,716,963,033.75	4,542,554,788.60	86,871,575.49	144,131,346.19	10,490,520,744.02
TOTAL DEUDA EXTERNA E INTERNA		5,722,703,020.47	4,546,365,981.31	86,871,575.49	144,131,346.19	10,500,071,923.46

FILE: INFORMES MENSUALES JUNIO/2023

LG/