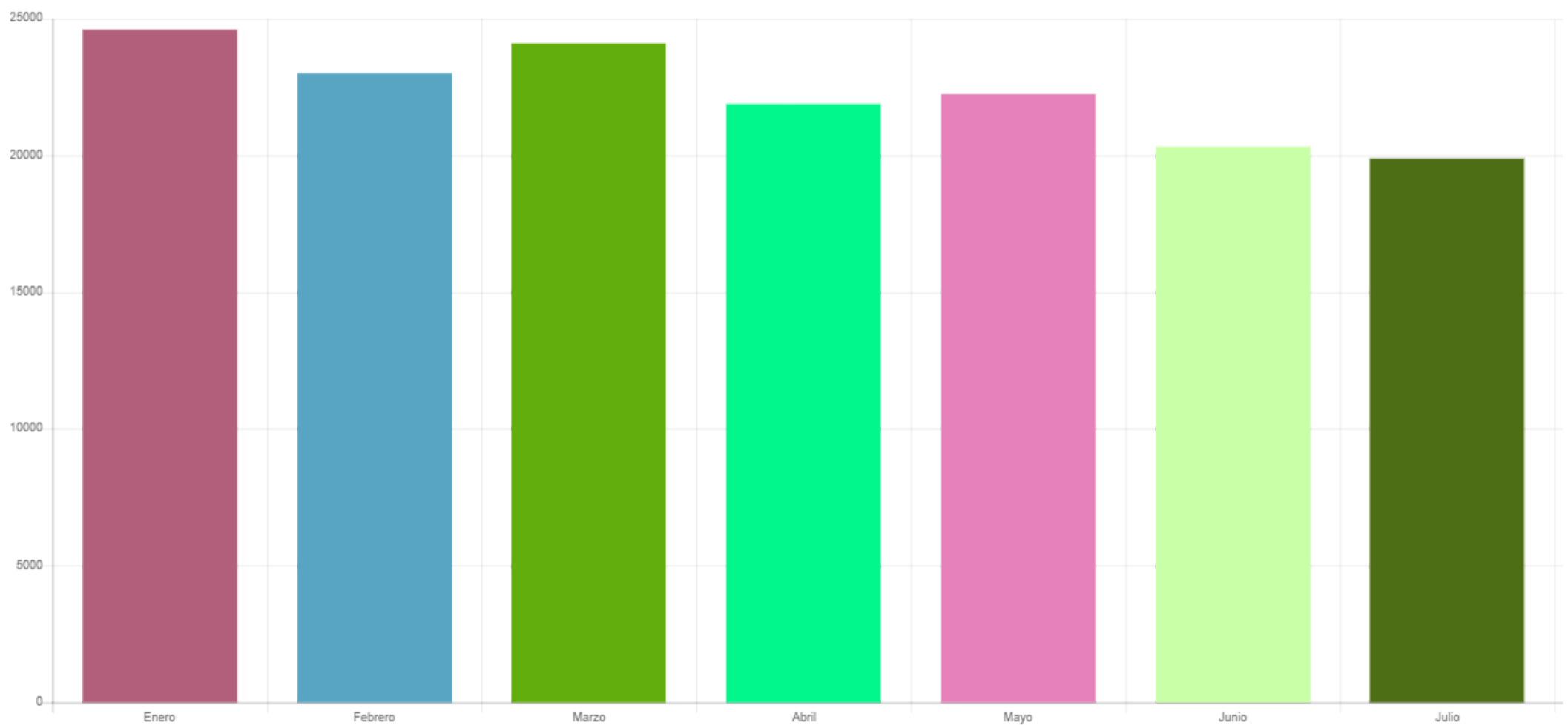




INGRESOS CON CONTRAPRESTACION NICSP 9 Del 2023-01-01 Al 2023-08-31

2023-09-06

VENTAS DE LOTERIA MAYOR DEL 2023-01-01 AL 2023-08-31

AÑO	MES	EMISION	DEVOLUCION	% DEV.	MONTO	VENTA	% VENTA	MONTO
2023	Enero	50,000	25,412	51%	254,120.00	24,588	49%	2,458,800.00
2023	Febrero	50,000	27,004	54%	270,040.00	22,996	46%	2,299,600.00
2023	Marzo	50,000	25,892	52%	258,920.00	24,108	48%	2,410,800.00
2023	Abril	50,000	28,127	56%	281,270.00	21,873	44%	2,187,300.00
2023	Mayo	50,000	27,768	56%	360,984.00	22,232	44%	2,890,160.00
2023	Junio	50,000	29,690	59%	445,350.00	20,310	41%	3,046,500.00
2023	Julio	50,000	30,118	60%	301,180.00	19,882	40%	1,988,200.00
2023	Agosto	50,000	30,823	62%	308,230.00	19,177	38%	1,917,700.00
TOTALES		400,000	224,834	56%	2,480,094.00	175,166	44%	19,199,060.00



YOLANI NAJERA
JEFE DE VENTAS PANI