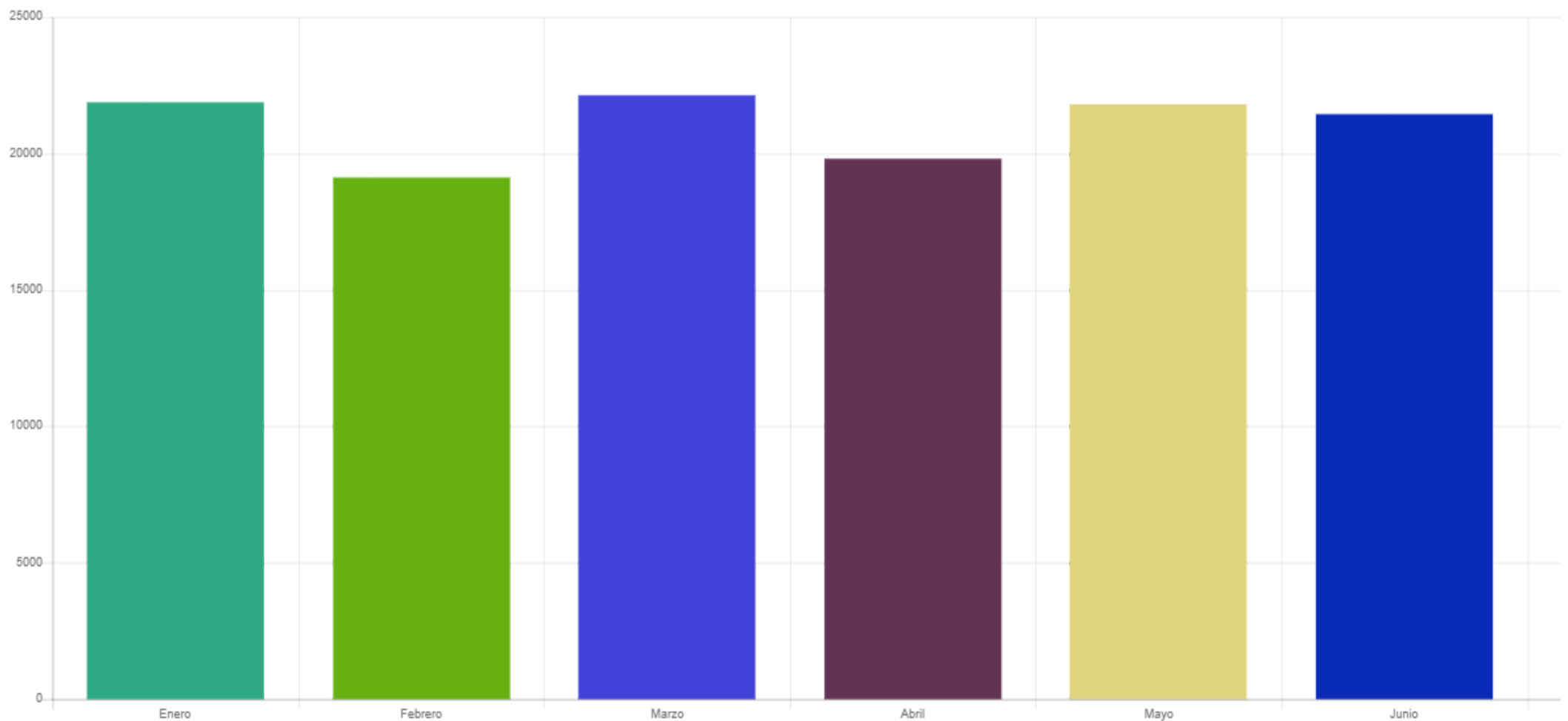




INGRESOS CON CONTRAPRESTACION NICSP 9 Del 2023-01-01 Al 2023-07-01

2023-07-05

VENTAS DE LOTERIA MENOR DEL 2023-01-01 AL 2023-07-01

AÑO	MES	EMISION	DEVOLUCION	% DEV.	MONTO	VENTA	% VENTA	MONTO
2023	Enero	25,000	3,109	12%	4,974,176.00	21,891.14	88%	35,025,824.00
2023	Febrero	20,000	886	4%	1,417,632.00	19,113.98	96%	30,582,368.00
2023	Marzo	20,000	-2,120	-11%	-3,391,696.00	22,119.81	111%	35,391,696.00
2023	Abril	27,000	7,203	27%	11,524,784.00	19,797.01	73%	31,675,216.00
2023	Mayo	22,000	201	1%	320,992.00	21,799.38	99%	34,879,008.00
2023	Junio	22,000	540	2%	864,672.00	21,459.58	98%	34,335,328.00
2023	Julio	27,500	27,161	99%	43,457,600.00	339.00	1%	542,400.00
TOTALES		163,500	36,980	23%	59,168,160.00	126,520	77%	202,431,840.00



YOLANI NAJERA
JEFE DE VENTAS PANI