

MEMORANDO

DAPF/398/V/2023

PARA: ABOG. ISIS Y. PERDOMO – JEFE UNIDAD DE TRANSPARENCIA Y LUCHA CONTRA LA CORRUPCION

DE: DEPARTAMENTO DE ANALISIS Y PROGRAMACION FINANCIERA

ASUNTO: INFORMES DEUDA EXTERNA E INTERNA ABRIL/2023

FECHA: 05 DE MAYO, 2023

En atención a su MEMORANDUM UTLCC-385-V-2023, adjunto remito los Informes de Situación de la Deuda al 30 de abril de 2023

- Detalle y Resumen del Servicio de la Deuda Externa e Interna en Lempiras.
- Detalle y Resumen Deuda Vencida y pendiente de pago en USD Dólares y Lempiras.

Atentamente,



Lic. Francis Elizabeth Vivas Amador
Jefa Depto. de Análisis y Programación Financiera

📁 Archivo
FEVA/ELT


EMPRESA NACIONAL DE ENERGIA ELECTRICA UNIDAD DE TRANSPARENCIA	
RECIBIDO	
05 MAY 2023	
HORA:	8:58 am
RECIBIDO:	Julu




RESUMEN DEL SERVICIO DE LA DEUDA EXTERNA E INTERNA
AL 30 DE ABRIL DE 2023

	Suma de SALDO EXPRESADO EN LPS AL 31/03/2023	Suma de AJUSTES AL SALDO DEL MES ANTERIOR	Suma de CANCELACIONES	Suma de DESEMBOLSOS	Suma de AMORTIZACIONES	Suma de INTERESES PAGADOS	Suma de COMISIONES PAGADAS	Suma de REVALUACION	Suma de SALDO EXPRESADO EN LPS AL 30/04/2023
DEUDA EXTERNA	4,211,028,029.16	-	-	-	-	-	-	-3,628,525.69	4,207,399,503.47
GENERACION	4,211,028,029.16	-	-	-	-	-	-	-3,628,525.69	4,207,399,503.47
DEUDA INTERNA	67,839,020,817.33	-	-	-	-	70,228,241.80	6,673,839.67	-50,896,937.47	67,788,123,879.86
DISTRIBUCION	55,857,847,590.33	-	-	-	-	70,228,241.80	6,673,839.67	-32,019,640.47	55,825,827,949.86
GENERACION	6,455,772,555.14	-	-	-	-	-	-	-12,942,894.62	6,442,829,660.52
HOLDING	614,512,500.00	-	-	-	-	-	-	-660,000.00	613,852,500.00
TRANSMISION	4,910,888,171.86	-	-	-	-	-	-	-5,274,402.38	4,905,613,769.48
Total general	72,050,048,846.49	-	-	-	-	70,228,241.80	6,673,839.67	-54,525,463.16	71,995,523,383.33

ELABORADO POR:


EMMA L. TABORA
OFICIAL CONTABLE I
ANALISIS Y PROGRAMACION FINANCIERA

AUTORIZADO POR:


FRANCIS ELIZABETH VIVAS AMADOR
JEFE DEPARTAMENTO DE ANALISIS
Y PROGRAMACION FINANCIERA





Gerencia de Finanzas Corporativa
Departamento de Análisis y Programación Financiera

SERVICIO DE LA DEUDA EXTERNA E INTERNA
AL 30 DE ABRIL DE 2023

	Suma de SALDO EXPRESADO EN LPS AL 31/03/2023	Suma de AJUSTES AL SALDO DEL MES ANTERIOR	Suma de CANCELACIONES	Suma de DESEMBOLSOS	Suma de AMORTIZACIONES	Suma de INTERESES PAGADOS	Suma de COMISIONES PAGADAS	Suma de REVALUACION	Suma de SALDO EXPRESADO EN LPS AL 30/04/2023
DEUDA EXTERNA	4,211,028,029.16	-	-	-	-	-	-	-3,628,525.69	4,207,399,503.47
GENERACION	4,211,028,029.16	-	-	-	-	-	-	-3,628,525.69	4,207,399,503.47
BNP									
BNP	240,982.00	5,737,022.58	-	-	-	-	-	-6,161.69	5,730,860.89
INDUSTRIAL AND COMMERCIAL BANK OF CHINA									
ICBC									
INDUSTRIAL AND COMMERCIAL BANK OF CHINA	4,162,933,699.46	-	-	-	-	-	-	-4,471,082.76	4,158,462,616.70
SUIZA									
SUIZA									
CP V	2,330,117.91	-	-	-	-	-	-	46,688.87	2,376,806.78
CP VI	40,027,189.21	-	-	-	-	-	-	802,029.89	40,829,219.10
DEUDA INTERNA	67,839,020,817.33	-	-	-	-	70,228,241.80	6,673,839.67	-50,896,937.47	67,788,123,879.86
DISTRIBUCION	55,857,847,590.33	-	-	-	-	70,228,241.80	6,673,839.67	-32,019,640.47	55,825,827,949.86
BANCA PRIVADA									
FICOHSA - BANCO AGENTE									
PTAMO SINDICADO II - 2018 (L.6,500.0MM)	1,470,000,000.00	-	-	-	-	3,986,111.05	-	-	1,470,000,000.00
BCH									
BONOS RBCP-2016									
ISIN HNENEE 00083-5	1,215,330,000.00	-	-	-	-	-	405,110.00	-	1,215,330,000.00
BONOS VGE - 2019									
ISIN HNENEE00012-4	703,756,000.00	-	-	-	-	-	234,585.33	-	703,756,000.00
ISIN HNENEE00018-1	1,070,000,000.00	-	-	-	-	-	356,666.67	-	1,070,000,000.00
ISIN HNENEE00024-9	983,412,000.00	-	-	-	-	-	327,804.00	-	983,412,000.00
ISIN HNENEE00034-8	7,500,000.00	-	-	-	-	-	2,500.00	-	7,500,000.00
ISIN HNENEE00040-5	161,356,000.00	-	-	-	-	-	53,785.33	-	161,356,000.00
ISIN HNENEE00048-8	1,796,602,000.00	-	-	-	-	-	598,867.33	-	1,796,602,000.00
ISIN HNENEE00058-7	612,122,000.00	-	-	-	-	-	204,040.67	-	612,122,000.00
BONOS VGE - 2020									
ISIN HNENEE00064-5	1,014,000,000.00	-	-	-	-	-	338,000.00	-	1,014,000,000.00
ISIN HNENEE00066-0	1,651,000,000.00	-	-	-	-	-	550,333.33	-	1,651,000,000.00
ISIN HNENEE00072-8	758,300,000.00	-	-	-	-	-	252,766.67	-	758,300,000.00
ISIN HNENEE00076-9	621,000,000.00	-	-	-	-	-	207,000.00	-	621,000,000.00
ISIN HNENEE00077-7	300,000,000.00	-	-	-	-	-	100,000.00	-	300,000,000.00
ISIN HNENEE00084-3	164,000,000.00	-	-	-	-	-	54,666.67	-	164,000,000.00
ISIN HNENEE00085-0	150,000,000.00	-	-	-	-	-	50,000.00	-	150,000,000.00
BONOS VGE - 2021									
INTERESES CORRIDOS VGE-2021	-	-	-	-	-	-	-	-	-
INTERESES CORRIDOS VGE-2021 109-8	-	-	-	-	-	-	-	-	-
INTERESES CORRIDOS VGE-2021 103-1	-	-	-	-	-	-	-	-	-
ISIN HNENEE00096-7	150,000,000.00	-	-	-	-	-	50,000.00	-	150,000,000.00
ISIN HNENEE00098-3	1,413,141,000.00	-	-	-	-	36,388,380.75	471,047.00	-	1,413,141,000.00



Empresa Nacional de Energía Eléctrica
CCG, 6to nivel Edificio Cuerpo Bajo C
Tegucigalpa, M.D.C.

HONDURAS
GOBIERNO DE LA REPUBLICA



Gerencia de Finanzas Corporativa
Departamento de Análisis y Programación Financiera

SERVICIO DE LA DEUDA EXTERNA E INTERNA
AL 30 DE ABRIL DE 2023

	Suma de SALDO EXPRESADO EN LPS AL 31/03/2023	Suma de AJUSTES AL SALDO DEL MES ANTERIOR	Suma de CANCELACIONES	Suma de DESEMBOLSOS	Suma de AMORTIZACIONES	Suma de INTERESES PAGADOS	Suma de COMISIONES PAGADAS	Suma de REVALUACION	Suma de SALDO EXPRESADO EN LPS AL 30/04/2023
ISIN HNENEE00099-1	565,000,000.00	-	-	-	-	15,678,750.00	188,333.33	-	565,000,000.00
ISIN HNENEE00103-1	5,210,000,000.00	-	-	-	-	-	1,736,666.67	-	5,210,000,000.00
ISIN HNENEE00109-8	1,475,000,000.00	-	-	-	-	-	491,666.67	-	1,475,000,000.00
GOBIERNO CENTRAL									
BID									
1584/SF-HO	364,310,160.97	-	-	-	-	-	-	-391,277.16	363,918,883.80
ERP									
936/SF-HO	324,352,538.02	-	-	-	-	-	-	-348,361.79	324,004,176.23
Arreglo de Pagos N° I	5,651,818.17	-	-	-	-	-	-	-6,070.18	5,645,748.00
GOH									
BONO SOBERANO	12,444,885,179.50	-	-	-	-	-	-	-13,366,081.60	12,431,519,097.90
BONO SOBERANO 2020	14,710,447,354.15	-	-	-	-	-	-	-15,799,345.42	14,694,648,008.73
PTAMO TEMPORAL	4,553,496,299.16	-	-	-	-	-	-	-	4,553,496,299.16
SEFIN - EXIMBANK CHINA No. 6021583003	1,816,264,013.76	-	-	-	-	-	-	-1,950,707.67	1,814,313,306.09
TGR									
CUT - LPS	-	-	-	-	-	-	-	-	-
CUT - USD	23,140,082.70	-	-	-	-	-	-	-24,852.96	23,115,229.74
PRIVADO									
EEH									
EEH - REEMBOLSO INVERSIONES AÑO II	123,781,143.90	-	-	-	-	-	-	-132,943.68	123,648,200.22
GENERACION	6,455,772,555.14							-12,942,894.62	6,442,829,660.52
GOBIERNO CENTRAL									
ERP									
	197,965,593.00	161,249,196.43	-	-	-	-	-	-173,185.20	161,076,011.23
	199,165,713.00	21,105,916.07	-	-	-	-	-	-22,668.22	21,083,247.85
0116-HO		37,256,519.81	-	-	-	-	-	-40,014.33	37,216,505.48
0989-HO		331,836,750.00	-	-	-	-	-	-356,400.00	331,480,350.00
199165614 - Club de Paris I		1,140,594.19	-	-	-	-	-	-1,225.02	1,139,369.17
199365586 - Club de Paris II		586,376.15	-	-	-	-	-	-629.78	585,746.37
199665969 - Club de Paris III		377,001.25	-	-	-	-	-	-404.91	376,596.35
200065011 - CP IV - T1		8,346,312.36	-	-	-	-	-	-8,964.12	8,337,348.23
200065011 - CP IV - T2		6,894.04	-	-	-	-	-	-7.40	6,886.63
200065011 - CP IV - T3		333,250.80	-	-	-	-	-	-357.92	332,892.88
200065011 - CP IV - T4		52,666.38	-	-	-	-	-	-56.56	52,609.82
2417-HO		290,356,292.53	-	-	-	-	-	-311,849.07	290,044,443.46
572/SF-HO		779,223,152.32	-	-	-	-	-	-836,902.88	778,386,249.44
CP I		10,766,348.77	-	-	-	-	-	-11,563.30	10,754,785.48
CP II		91,267,613.03	-	-	-	-	-	-98,023.43	91,169,589.59
CP IV		98,460,432.82	-	-	-	-	-	-105,748.68	98,354,684.14
CP IV - CAPITALIZACIÓN		5,258,593.81	-	-	-	-	-	-5,647.85	5,252,945.97
HERMES 1era. Capitalización CP IV		1,681,228.79	-	-	-	-	-	-1,805.68	1,679,423.11
HERMES 2da. Capitalización CP IV		5,186,215.72	-	-	-	-	-	-5,570.11	5,180,645.61
HERMES 3ra. Capitalización CP IV		413,984.69	-	-	-	-	-	-444.63	413,540.06




Empresa Nacional de Energía Eléctrica
CCG, 6to nivel Edificio Cuerpo Bajo C
Tegucigalpa, M.D.C.





Gerencia de Finanzas Corporativa
Departamento de Análisis y Programación Financiera

SERVICIO DE LA DEUDA EXTERNA E INTERNA
AL 30 DE ABRIL DE 2023



	Suma de SALDO EXPRESADO EN LPS AL 31/03/2023	Suma de AJUSTES AL SALDO DEL MES ANTERIOR	Suma de CANCELACIONES	Suma de DESEMBOLSOS	Suma de AMORTIZACIONES	Suma de INTERESES PAGADOS	Suma de COMISIONES PAGADAS	Suma de REVALUACION	Suma de SALDO EXPRESADO EN LPS AL 30/04/2023
HERMES CP I	13,142,473.52	-	-	-	-	-	-	-14,115.31	13,128,358.21
HERMES CP II	45,776,292.33	-	-	-	-	-	-	-49,164.75	45,727,127.58
HERMES CP III	4,975,582.25	-	-	-	-	-	-	-5,343.89	4,970,238.36
HERMES CP IV	99,783,838.55	-	-	-	-	-	-	-107,170.05	99,676,668.50
HO - P1	668,547,391.06	-	-	-	-	-	-	-718,034.67	667,829,356.39
HO - R1 (CP I)	148,929,840.37	-	-	-	-	-	-	-159,953.94	148,769,886.43
HO - R2 (CP II)	442,777,031.14	-	-	-	-	-	-	-475,552.31	442,301,478.83
HO - R3 (CP III)	60,029,199.18	-	-	-	-	-	-	-64,472.69	59,964,726.49
HO - R4 (CP IV)	823,362,545.01	-	-	-	-	-	-	-884,309.56	822,478,235.44
HOND 1 (CP I)	19,772,290.28	-	-	-	-	-	-	-21,235.88	19,751,054.40
HOND 2 (CP II)	163,276,041.56	-	-	-	-	-	-	-175,362.08	163,100,679.48
HOND 3 (CP III)	38,439,091.93	-	-	-	-	-	-	-41,284.43	38,397,807.49
HOND 4 (CP IV 1era. CAPITAL)	5,059,170.80	-	-	-	-	-	-	-5,433.66	5,053,737.14
HOND 4 (CP IV 2da. CAPITAL)	248,934.34	-	-	-	-	-	-	-267.36	248,666.98
HOND 4 (CP IV)	437,421,858.65	-	-	-	-	-	-	-469,800.74	436,952,057.91
R - 190 Q (CP II)	858,526.07	-	-	-	-	-	-	-922.08	857,604.00
R1 - (CP I)	173,816,327.80	-	-	-	-	-	-	-186,682.58	173,629,645.22
R2 - (CP II - CAPITAL)	11,816,037.23	-	-	-	-	-	-	-12,690.69	11,803,346.54
R2 - (CP II)	183,333,421.24	-	-	-	-	-	-	-196,904.14	183,136,517.10
R-244-Q (CP IV)	5,951,901.62	-	-	-	-	-	-	-6,392.47	5,945,509.15
R-244-R (CP IV CAPITALIZACIÓN)	388,980.02	-	-	-	-	-	-	-417.77	388,562.25
R3 - (CP III - CAPITAL)	1,576,197.13	-	-	-	-	-	-	-1,692.87	1,574,504.26
R3 - (CP III)	23,172,648.23	-	-	-	-	-	-	-24,887.94	23,147,760.30
R4 - (CP IV 2,005 MM)	414,926,926.33	-	-	-	-	-	-	-445,640.68	414,481,285.64
R4 - (CP IV 201 MM)	41,778,219.14	-	-	-	-	-	-	-44,870.73	41,733,348.41
R4 - (CP IV 2da FASE)	15,094,136.05	-	-	-	-	-	-	-16,211.44	15,077,924.61
R4 - (CP IV 3era FASE)	19,372,532.26	-	-	-	-	-	-	-20,806.53	19,351,725.73
SERV - CP II	52,651,327.80	-	-	-	-	-	-	-56,548.69	52,594,779.11
SERV - CP III	39,573,344.34	-	-	-	-	-	-	-42,502.65	39,530,841.69
SERV - CP IV	20,274,432.63	-	-	-	-	-	-	-21,775.16	20,252,657.47
SERV - DIFERIMIENTO CP IV	153,972.37	-	-	-	-	-	-	-165.37	153,807.00
JICA									
CONVENIO SUBSIDIARIO JICA HO-P6	634,586,703.98	-	-	-	-	-	-	-6,690,812.45	627,895,891.53
HOLDING	614,512,500.00							-660,000.00	613,852,500.00
GOBIERNO CENTRAL									
IDA									
4536-HO	614,512,500.00	-	-	-	-	-	-	-660,000.00	613,852,500.00
TRANSMISION	4,910,888,171.86							-5,274,402.38	4,905,613,769.48
GOBIERNO CENTRAL									
BID									
2016/BL-HO	691,321,332.51	-	-	-	-	-	-	-742,494.38	690,578,838.12
3103/BL-HO	563,630,865.00	-	-	-	-	-	-	-605,352.00	563,025,513.00
3435/BL-HO	565,351,500.00	-	-	-	-	-	-	-607,200.00	564,744,300.00



Empresa Nacional de Energía Eléctrica
CCG, 6to nivel Edificio Cuerpo Bajo C
Tegucigalpa, M.D.C.

HONDURAS
GOBIERNO DE LA REPUBLICA



Gerencia de Finanzas Corporativa
Departamento de Análisis y Programación Financiera

SERVICIO DE LA DEUDA EXTERNA E INTERNA
AL 30 DE ABRIL DE 2023

	Suma de SALDO EXPRESADO EN LPS AL 31/03/2023	Suma de AJUSTES AL SALDO DEL MES ANTERIOR	Suma de CANCELACIONES	Suma de DESEMBOLSOS	Suma de AMORTIZACIONES	Suma de INTERESES PAGADOS	Suma de COMISIONES PAGADAS	Suma de REVALUACION	Suma de SALDO EXPRESADO EN LPS AL 30/04/2023
4598/BL-HO	1,934,559,091.50	-	-	-	-	-	-	-2,077,759.20	1,932,481,332.30
4599/SX-HO	66,367,350.00	-	-	-	-	-	-	-71,280.00	66,296,070.00
ERP									
01039014.0	132,967,575.66	-	-	-	-	-	-	-142,810.11	132,824,765.54
01039001.0 (150688)	17,034,871.62	-	-	-	-	-	-	-18,295.83	17,016,575.79
0201-HO	57,427,373.11	-	-	-	-	-	-	-61,678.27	57,365,694.84
11039001.0 (CP I)	4,391,732.61	-	-	-	-	-	-	-4,716.82	4,387,015.80
11039002.0 (CP II)	128,072,635.99	-	-	-	-	-	-	-137,552.84	127,935,083.15
11039003.0 (CP III)	73,774,661.27	-	-	-	-	-	-	-79,235.62	73,695,425.65
11039004.1 (CP V)	26,538,776.07	-	-	-	-	-	-	-28,503.23	26,510,272.84
199165614 - Club de Paris I	1,140,594.19	-	-	-	-	-	-	-1,225.02	1,139,369.17
199365586 - Club de Paris II	586,376.15	-	-	-	-	-	-	-629.78	585,746.37
199665969 - Club de Paris III	377,001.50	-	-	-	-	-	-	-404.91	376,596.59
200065011 - CPIV - T1	22,811,754.91	-	-	-	-	-	-	-24,500.33	22,787,254.58
200065011 - CPIV - T2	50,556.27	-	-	-	-	-	-	-54.30	50,501.97
200065011 - CPIV - T4	142,394.64	-	-	-	-	-	-	-152.93	142,241.71
Arreglo de Pagos N° I	5,054,410.61	-	-	-	-	-	-	-5,428.55	5,048,982.06
Arreglo de Pagos N° II	2,650,148.24	-	-	-	-	-	-	-2,846.32	2,647,301.92
CP I	4,057,171.03	-	-	-	-	-	-	-4,357.49	4,052,813.54
CP II	28,669,780.13	-	-	-	-	-	-	-30,791.98	28,638,988.16
CP III	17,360,049.38	-	-	-	-	-	-	-18,645.08	17,341,404.30
CP IV	911,118.68	-	-	-	-	-	-	-978.56	910,140.12
CP IV - DIFERIMIENTO III FASE	8,863,395.73	-	-	-	-	-	-	-9,519.48	8,853,876.25
CP IV - REORG. DEUDA BBV,BEX	87,942,644.10	-	-	-	-	-	-	-94,452.34	87,848,191.76
CP IV - REORGANIZACIÓN DEUDA	43,805,028.09	-	-	-	-	-	-	-47,047.57	43,757,980.52
CP V - DIFER. DEUDA POST CUT	55,117,395.24	-	-	-	-	-	-	-59,197.30	55,058,197.94
CP VI - RESTRUCT. DEUDA	112,365,905.56	-	-	-	-	-	-	-120,683.46	112,245,222.09
REPROGRAMACION 01039014.0	8,791,557.28	-	-	-	-	-	-	-9,442.33	8,782,114.95
FDO. CONTRAVALOR HONDURAS-ESPAÑA									
ICO 01039004.0 (030491)	148,299,302.31	-	-	-	-	-	-	-159,276.73	148,140,025.59
ICO 01039014.0	14,860,972.83	-	-	-	-	-	-	-15,961.01	14,845,011.82
ICO 11039004.2 (CPV - CONSOL. DIFER.)	82,774,583.69	-	-	-	-	-	-	-88,901.73	82,685,681.95
ICO 11039005.0 (CP VI)	2,818,265.94	-	-	-	-	-	-	-3,026.88	2,815,239.06
Total general	72,050,048,846.49	-	-	-	-	70,228,241.80	6,673,839.67	-54,525,463.16	71,995,523,383.33



Empresa Nacional de Energía Eléctrica
CCG, 6to nivel Edificio Cuerpo Bajo C
Tegucigalpa, M.D.C.




RESUMEN SERVICIO DEUDA VENCIDA PENDIENTE DE PAGO
AL 30 DE ABRIL 2023


(Cifras en Dolares)


CONCEPTO	PRINCIPAL	INTERESES	INTERESES MORATORIOS	COMISIONES	TOTAL
PRESTAMOS DEUDA EXTERNA E INTERNA					
GENERACION	162,206,683.68	61,924,225.18	3,176,133.34	2,495,025.54	229,802,067.74
DISTRIBUCION	11,439,926.37	108,564,865.59	149,603.05	20,201.20	120,174,596.21
TRANSMISION	46,791,454.92	14,411,895.27	206,604.88	1,899,546.91	63,309,501.98
HOLDING	10,000,000.00	-	-	1,275,000.00	11,275,000.00
	230,438,064.96	184,900,986.04	3,532,341.28	5,689,773.65	424,561,165.93
TOTAL DEUDA EXTERNA E INTERNA	230,438,064.96	184,900,986.04	3,532,341.28	5,689,773.65	424,561,165.93

ELABORADO POR:


EMMA TRABORS
OFICIAL CONTABLE I
ANALISIS Y PROGRAMACION FINANCIERA

AUTORIZADO POR:


FRANCIS ELIZABETH VIVAS AMADOR
JEFE DEPARTAMENTO DE ANALISIS
Y PROGRAMACION FINANCIERA




SERVICIO DEUDA VENCIDA Y PENDIENTE DE PAGO
AL 30 DE ABRIL 2023

(Cifras en Dolares)

INSTITUCION FINANCIERA	NUMERO PRESTAMO	PRINCIPAL	INTERESES	INTERESES MORATORIOS	COMISIONES	TOTAL
DEUDA EXTERNA						
GENERACION						
SUIZA						
SERV	CP V	-	-	-	-	-
SERV	CP VI	-	-	-	-	-
BNP	240982	233,397.31	154,969.37	-	-	388,366.68
Total Deuda Externa		233,397.31	154,969.37	-	-	388,366.68

DEUDA INTERNA						
ERP						
GENERACION						
<u>Multilaterales</u>						
IDA	0116-HO	1,515,694.14	-	-	62,522.38	1,578,216.52
	0989-HO	9,300,000.00	-	-	1,046,250.00	10,346,250.00
	2417-HO	3,986,836.87	-	-	1,114,144.32	5,100,981.19
BID	572/SF-HO	31,700,866.63	3,981,335.61	-	-	35,682,202.24
Sub-total Multilaterales		46,503,397.64	3,981,335.61	-	2,222,916.70	52,707,649.95
<u>Club de paris</u>						
<u>Alemania</u>						
KFW	197965593	4,369,145.76	599,236.83	-	-	4,968,382.59
	199165713	406,726.31	89,225.61	-	-	495,951.92
	199165614 - CP I	46,402.40	1,585.41	-	-	47,987.81
	199365586 - CP II	20,575.25	3,403.17	-	-	23,978.42
	199665969 - CP III	8,915.64	2,374.78	-	-	11,290.42
	200065011 - CP IV - T1	32,087.49	45,801.83	-	-	77,889.31
	200065011 - CP IV - T2	26.50	37.83	-	-	64.34
	200065011 - CP IV - T3	13,557.53	154.56	-	-	13,712.09
	200065011 - CP IV - T4	2,142.61	24.43	-	-	2,167.03
		4,899,579.49	741,844.44	-	-	5,641,423.93
HERMES	HERMES I	534,670.72	37,100.21	-	-	571,770.92
	HERMES CP II	1,862,301.11	1,162,606.90	-	-	3,024,908.01
	HERMES CP III	202,419.90	151,736.80	-	-	354,156.70
	HERMES CP IV	3,736,337.55	3,690,962.00	-	-	7,427,299.55
	HERMES 1era. Capital. CP IV	62,952.46	62,187.94	-	-	125,140.40
	HERMES 2da. Capital. CP IV	210,989.02	23,261.54	-	-	234,250.57
	HERMES 3ra. Capital. CP IV	16,842.00	1,856.83	-	-	18,698.83
		6,626,512.76	5,129,712.22	-	-	11,756,224.97
FRANCIA						
COFACE	CP I	438,003.65	16,591.88	-	-	454,595.53
	CP II	3,713,008.83	1,301,033.25	-	-	5,014,042.08
	CP IV	3,686,783.52	2,339,004.76	-	-	6,025,788.28
	CP IV - CAPITALIZACIÓN	213,933.56	13,539.09	-	-	227,472.65
		8,051,729.56	3,670,168.98	-	-	11,721,898.54
ITALIA						
SACE	HOND 1 (CP I)	804,389.26	50,601.11	-	-	854,990.37
	HOND 2 (CP II)	6,642,502.86	506,026.49	-	-	7,148,529.35
	HOND 3 (CP III)	1,563,804.31	140,872.98	-	-	1,704,677.29
	HOND 4 (CP IV)	5,460,740.39	3,605,568.46	-	-	9,066,308.84
	HOND 4 (CP IV 1era. CAPITAL.)	205,820.50	8,956.35	-	-	214,776.85
	HOND 4 (CP IV 2da. CAPITAL.)	10,127.31	436.07	-	-	10,563.38
		14,687,384.63	4,312,461.45	-	-	18,999,846.08

**SERVICIO DEUDA VENCIDA Y PENDIENTE DE PAGO
 AL 30 DE ABRIL 2023**

(Cifras en Dolares)

INSTITUCION FINANCIERA	NUMERO PRESTAMO	PRINCIPAL	INTERESES	INTERESES MORATORIOS	COMISIONES	TOTAL
JAPON						
EXIMBANK-JAPON	R1 - (CP I)	7,071,309.69	1,049,215.97	966,918.03	-	9,087,443.69
	R2 - (CP II)	7,458,490.32	1,535,635.05	185,797.36	-	9,179,922.74
	R2 - (CP II - CAPITAL)	480,707.78	-	11,796.70	-	492,504.48
	R3 - (CP III)	942,724.85	243,678.98	23,343.16	-	1,209,746.99
	R3 - (CP III - CAPITAL)	64,123.95	-	1,516.89	-	65,640.84
	R4 - (CP IV 2,005 MM)	5,860,850.31	6,552,643.71	37,039.19	-	12,450,533.21
	R4 - (CP IV 201 MM)	590,118.21	1,882,675.73	20,471.19	-	2,493,265.12
	R4 - (CP IV 2da FASE)	614,069.53	159,799.39	45,036.71	-	818,905.63
	R4 - (CP IV 3era FASE)	457,113.23	-	-	-	457,113.23
			23,539,507.87	11,423,648.83	1,291,919.24	-
JBIC						
JBIC	HO - P1	27,198,282.83	4,285,800.65	1,280,808.74	-	32,764,892.22
	HO - R1 (CP I)	6,058,861.31	1,065,987.94	222,320.04	-	7,347,169.29
	HO - R2 (CP II)	15,536,510.19	11,183,132.76	168,128.02	-	26,887,770.97
	HO - R3 (CP III)	1,419,620.16	1,671,170.00	21,298.49	-	3,112,088.65
	HO - R4 (CP IV)	3,165,426.27	13,874,047.49	191,658.81	-	17,231,132.58
		53,378,700.76	32,080,138.84	1,884,214.11	-	87,343,053.70
SUIZA						
SERV	SERV - CP II	2,141,995.81	71,934.03	-	-	2,213,929.83
	SERV - CP III	1,609,948.70	13,749.61	-	-	1,623,698.31
	SERV - CP IV	254,648.43	85,895.65	-	-	340,544.08
	SERV - DIFERIMIENTO CPIV	6,264.00	162.31	-	-	6,426.31
			4,012,856.93	171,741.59	-	-
Club de paris						
ESTADOS UNIDOS EXIMBANK-USA	R - 190 Q (CP II)	34,927.12	17,026.95	-	-	51,954.07
	R-244-Q (CP IV)	222,864.87	239,305.40	-	-	462,170.27
	R-244-R (CP IV CAPITALIZACIÓN)	15,824.74	1,871.49	-	-	17,696.23
			273,616.73	258,203.84	-	-
Sub total - Club de Paris		115,469,888.73	57,787,920.20	3,176,133.34	-	176,433,942.27
Total Generacion - ERP		161,973,286.37	61,769,255.81	3,176,133.34	2,222,916.70	229,141,592.22
DISTRIBUCION						
<u>Multilaterales</u>						
BID	936/SF-HO	7,441,917.97	2,975,269.32	-	-	10,417,187.29
<u>Bilaterales</u>						
FIV	Arreglo de Pagos N° 1 (REORG. DEUDA)	229,930.97	13,795.86	149,603.05	-	393,329.88
Total Distribucion - ERP		7,671,848.94	2,989,065.17	149,603.05	-	10,810,517.17
TRANSMISION						
<u>Multilaterales</u>						
IDA	0201-HO	2,336,298.00	-	-	113,894.53	2,450,192.53
<u>Club de paris</u>						
Alemania KFW	199165614 - CP I	46,402.40	1,585.41	-	-	47,987.81
	199365586 - CP II	20,575.25	3,403.17	-	-	23,978.42
	199665969 - CP III	8,915.64	2,374.78	-	-	11,290.42
	200065011 - CPIV - T1	87,700.04	125,183.44	-	-	212,883.48
	200065011 - CPIV - T2	194.36	277.44	-	-	471.80
	200065011 - CPIV - T4	5,792.99	66.04	-	-	5,859.03
			169,580.68	132,890.28	-	-
ESPAÑA ICO	01039001.0 (150688)	693,023.80	18,592.84	-	-	711,616.64
	REPROGRAMACION 01039014.0	357,663.89	-	-	-	357,663.89
	01039014.0	3,456,052.68	438,501.32	-	-	3,894,554.00

**SERVICIO DEUDA VENCIDA Y PENDIENTE DE PAGO
 AL 30 DE ABRIL 2023**

(Cifras en Dolares)

INSTITUCION FINANCIERA	NUMERO PRESTAMO	PRINCIPAL	INTERESES	INTERESES MORATORIOS	COMISIONES	TOTAL
CESCE	11039001.0 (CP I)	178,667.34	8,840.93	-	-	187,508.27
	11039002.0 (CP II)	4,493,913.82	1,130,936.51	-	-	5,624,850.32
	11039003.0 (CP III)	1,744,684.22	729,974.98	-	-	2,474,659.20
	11039004.1 (CP V)	31,850.20	312,192.81	-	-	344,043.01
		10,955,855.95	2,639,039.38	-	-	13,594,895.34
	CP I	165,056.49	4,584.38	-	-	169,640.87
	CP II	1,166,362.78	356,702.05	-	-	1,523,064.83
	CP III	706,252.90	6,179.36	-	-	712,432.26
	CP IV	37,066.73	1,817.85	-	-	38,884.57
	CP IV - DIFERIMIENTO III FASE	360,586.47	36,804.17	-	-	397,390.64
	CP IV - REORG. DEUDA BBV,BEX	3,577,740.25	200,098.41	-	-	3,777,838.66
	CP IV - REORGANIZACION DEUDA	550,249.33	79,831.86	-	-	630,081.19
	CP V - DIFER. DEUDA POST CLUT	2,242,321.97	186,665.52	-	-	2,428,987.49
	CP VI - RESTRUCT. DEUDA	4,571,343.36	625,347.86	-	-	5,196,691.22
	13,376,980.28	1,498,031.46	-	-	14,875,011.74	
Sub total - Club de Paris		24,502,416.91	4,269,961.12	-	-	28,772,378.04
Bilaterales						
FIV	Arreglo de Pagos N° I (REORG. DEUDA)	205,626.84	12,337.61	133,789.73	-	351,754.19
	Arreglo de Pagos N° II (DÓLAR DEUDA)	107,815.07	5,401.53	72,815.15	-	186,031.75
Sub total - Bilaterales		313,441.91	17,739.14	206,604.88	-	537,785.93
Total Transmision - ERP		27,152,156.82	4,287,700.26	206,604.88	113,894.53	31,760,356.50
Total Deuda Interna - ERP		196,797,292.13	69,046,021.25	3,532,341.28	2,336,811.23	271,712,465.89
Deuda Interna Gobierno Central						
GENERACION						
CTA. JICA - CONV. SUBSIDIO	HO-P6	-	-	-	272,108.84	272,108.84
Total - Generacion Gobierno Central		-	-	-	272,108.84	272,108.84
DISTRIBUCION						
Banco Central de Honduras						
Bono Soberano 2017	Prestamo Bono Soberano	-	65,625,000.00	-	14,201.20	65,639,201.20
Bono Soberano 2020	Prestamo Bono Soberano	-	33,750,000.00	-	6,000.00	33,756,000.00
SEFIN - EXIMBANK CHINA	6021583003	-	4,241,024.44	-	-	4,241,024.44
CTA. BID - CONV. SUBSIDIO	1584/SF-HO	3,768,077.43	1,959,775.97	-	-	5,727,853.40
Total Distribucion		3,768,077.43	105,575,800.42	-	20,201.20	109,364,079.04
TRANSMISION						
CUENTA FDO. DE CONTRAVALOR HONDURAS - ESPAÑA						
ICO	01039004.0 (030491)	6,033,209.35	-	-	-	6,033,209.35
	11039004.2 (CP V - Consol. Diferida)	3,367,489.83	-	-	-	3,367,489.83
	11039005.0 (CP VI)	114,654.54	-	-	-	114,654.54
	01039014.0	604,583.83	-	-	-	604,583.83
		10,119,937.54	-	-	-	10,119,937.54



SERVICIO DEUDA VENCIDA Y PENDIENTE DE PAGO
AL 30 DE ABRIL 2023

(Cifras en Dolares)

INSTITUCION FINANCIERA	NUMERO PRESTAMO	PRINCIPAL	INTERESES	INTERESES MORATORIOS	COMISIONES	TOTAL
CTA. BID - CONV. SUBSIDIA	2016/BLHO	6,378,191.55	3,958,072.02	-	-	10,336,263.57
	3103/BL-HO	2,006,374.98	3,385,582.93	-	70,880.58	5,462,838.49
	3435/BL-HO	1,134,794.02	1,835,995.22	-	241,238.24	3,212,027.48
	4598/BL-HO	-	944,544.83	-	1,471,373.05	2,415,917.89
	4599/SX-HO	-	-	-	2,160.50	2,160.50
Total - Transmisión Gobierno Central		19,639,298.09	10,124,195.01	-	1,785,652.38	31,549,145.48
HOLDING						
CTA. IDA - CONV. SUBSIDIA	4536-HN	10,000,000.00	-	-	1,275,000.00	11,275,000.00
Total - Otros Gobierno Central		10,000,000.00	-	-	1,275,000.00	11,275,000.00
Total Deuda Interna Gobierno Central		33,407,375.52	115,699,995.42	-	3,352,962.42	152,460,333.36
Total General Deuda Interna		230,204,667.65	184,746,016.67	3,532,341.28	5,689,773.65	424,172,799.25
TOTAL DEUDA EXTERNA E INTERNA		230,438,064.96	184,900,986.04	3,532,341.28	5,689,773.65	424,561,165.93

FILE: INFORMES MENSUALES ABRIL/2023
EL/




RESUMEN SERVICIO DEUDA VENCIDA PENDIENTE DE PAGO
AL 30 DE ABRIL 2023


(Cifras en Lempiras)


CONCEPTO	PRINCIPAL	INTERESES	INTERESES MORATORIOS	COMISIONES	TOTAL
PRESTAMOS DEUDA EXTERNA E INTERNA					
GENERACION	3,982,839,131.75	1,520,493,617.49	77,987,095.68	61,263,106.55	5,642,582,951.48
DISTRIBUCION	280,897,096.06	2,665,712,566.14	3,673,368.29	496,022.28	2,950,779,052.77
TRANSMISION	1,148,922,063.13	353,871,117.63	5,072,996.98	46,641,664.86	1,554,507,842.60
HOLDING	245,541,000.00	-	-	31,306,477.50	276,847,477.50
	5,658,199,290.94	4,540,077,301.26	86,733,460.95	139,707,271.20	10,424,717,324.35
TOTAL DEUDA EXTERNA E INTERNA	5,658,199,290.94	4,540,077,301.26	86,733,460.95	139,707,271.20	10,424,717,324.35

ELABORADO POR:


EMMA L. TABORA
OFICIAL CONTABLE I
ANÁLISIS Y PROGRAMACION FINANCIERA

AUTORIZADO POR:


FRANCIS ELIZABETH VIVAS AMADOR
JEFE DEPARTAMENTO DE ANÁLISIS
Y PROGRAMACION FINANCIERA




**SERVICIO DEUDA VENCIDA Y PENDIENTE DE PAGO
 AL 30 DE ABRIL 2023**

(Cifras en Lempiras)

INSTITUCION FINANCIERA	NUMERO PRESTAMO	PRINCIPAL	INTERESES	INTERESES MORATORIOS	COMISIONES	TOTAL
DEUDA EXTERNA						
GENERACION						
SUIZA						
SERV	CP V	-	-	-	-	-
SERV	CP VI	-	-	-	-	-
BNP	240982	5,730,860.89	3,805,133.41	-	-	9,535,994.30
Total Deuda Externa		5,730,860.89	3,805,133.41	-	-	9,535,994.30

DEUDA INTERNA						
ERP						
GENERACION						
Multilaterales						
IDA	0116-HO	37,216,505.48	-	-	1,535,180.66	38,751,686.14
	0989-HO	228,353,130.00	-	-	25,689,727.13	254,042,857.13
	2417-HO	97,893,191.08	-	-	27,356,811.10	125,250,002.18
BID	572/SF-HO	778,386,249.37	97,758,112.77	-	-	876,144,362.14
Sub-total Multilaterales		1,141,849,075.94	97,758,112.77	-	54,581,718.88	1,294,188,907.59
Club de paris						
Alemania						
KFW	197965593	107,280,442.00	14,713,721.02	-	-	121,994,163.02
	199165713	9,986,798.60	2,190,854.53	-	-	12,177,653.13
	199165614 - CP I	1,139,369.17	38,928.26	-	-	1,178,297.43
	199365586 - CP II	505,206.67	83,561.82	-	-	588,768.49
	199665969 - CP III	218,915.44	58,310.60	-	-	277,226.04
	200065011 - CPIV - T1	787,879.38	1,124,622.64	-	-	1,912,502.03
	200065011 - CPIV - T2	650.79	928.95	-	-	1,579.73
	200065011 - CPIV - T3	332,892.88	3,795.09	-	-	336,687.97
	200065011 - CPIV - T4	52,609.82	599.76	-	-	53,209.58
		120,304,764.76	18,215,322.68	-	-	138,520,087.43
HERMES						
	HERMES I	13,128,358.21	910,962.16	-	-	14,039,320.36
	HERMES CP II	45,727,127.66	28,546,766.00	-	-	74,273,893.65
	HERMES CP III	4,970,238.37	3,725,760.61	-	-	8,695,998.97
	HERMES CP IV	91,742,405.92	90,628,250.02	-	-	182,370,655.93
	HERMES 1era. Capital. CP IV	1,545,741.03	1,526,968.98	-	-	3,072,710.01
	HERMES 2da. Capital. CP IV	5,180,645.61	571,166.23	-	-	5,751,811.84
	HERMES 3ra. Capital. CP IV	413,540.06	45,592.82	-	-	459,132.87
		162,708,056.85	125,955,466.81	-	-	288,663,523.65
FRANCIA						
COFACE						
	CP I	10,754,785.48	407,398.70	-	-	11,162,184.18
	CP II	91,169,590.12	31,945,700.48	-	-	123,115,290.60
	CP IV	90,525,651.26	57,432,156.72	-	-	147,957,807.98
	CP IV - CAPITALIZACIÓN	5,252,945.97	332,440.22	-	-	5,585,386.19
		197,702,972.82	90,117,696.12	-	-	287,820,668.95
ITALIA						
SACE						
	HOND 1 (CP I)	19,751,054.40	1,242,464.77	-	-	20,993,519.16
	HOND 2 (CP II)	163,100,679.46	12,425,025.12	-	-	175,525,704.58
	HOND 3 (CP III)	38,397,807.44	3,459,009.12	-	-	41,856,816.55
	HOND 4 (CP IV)	134,083,565.59	88,531,488.42	-	-	222,615,054.00
	HOND 4 (CP IV 1era. CAPITAL)	5,053,737.14	219,914.99	-	-	5,273,652.13
	HOND 4 (CP IV 2da. CAPITAL)	248,666.98	10,707.27	-	-	259,374.25
		360,635,511.01	105,888,609.68	-	-	466,524,120.68



SERVICIO DEUDA VENCIDA Y PENDIENTE DE PAGO
AL 30 DE ABRIL 2023

(Cifras en Lempiras)

INSTITUCION FINANCIERA	NUMERO PRESTAMO	PRINCIPAL	INTERESES	INTERESES MORATORIOS	COMISIONES	TOTAL
JAPON						
EXIMBANK-JAPON	R1 - (CP I)	173,629,645.22	25,762,553.83	23,741,801.95	-	223,134,001.00
	R2 - (CP II)	183,136,517.20	37,706,136.66	4,562,086.98	-	225,404,740.84
	R2 - (CP II - CAPITAL)	11,803,346.85	-	289,657.39	-	12,093,004.24
	R3 - (CP III)	23,147,760.25	5,983,318.08	573,170.34	-	29,704,248.67
	R3 - (CP III - CAPITAL)	1,574,505.83	-	37,245.85	-	1,611,751.67
	R4 - (CP IV 2,005 MM)	143,907,904.63	160,894,268.95	909,464.02	-	305,711,637.60
	R4 - (CP IV 201 MM)	14,489,821.47	46,227,408.03	502,651.67	-	61,219,881.18
	R4 - (CP IV 2da FASE)	15,077,924.61	3,923,730.21	1,105,835.91	-	20,107,490.72
	R4 - (CP IV 3era FASE)	11,224,004.02	-	-	-	11,224,004.02
			577,991,430.07	280,497,415.76	31,721,914.11	-
JBIC						
HO - P1		667,829,356.39	105,233,977.68	31,449,105.90	-	804,512,439.97
HO - R1 (CP I)		148,769,886.43	26,174,374.54	5,458,868.59	-	180,403,129.57
HO - R2 (CP II)		381,485,024.85	274,591,760.00	4,128,232.22	-	660,205,017.07
HO - R3 (CP III)		34,857,495.40	41,034,075.20	522,965.31	-	76,414,535.90
HO - R4 (CP IV)		77,724,193.25	340,664,749.59	4,706,009.56	-	423,094,952.40
		1,310,665,956.33	787,698,937.02	46,265,181.58	-	2,144,630,074.92
SUIZA						
SERV						
SERV - CP II		52,594,779.20	1,766,275.27	-	-	54,361,054.47
SERV - CP III		39,530,841.35	337,609.23	-	-	39,868,450.58
SERV - CP IV		6,252,662.90	2,109,090.45	-	-	8,361,753.35
SERV - DIFERIMIENTO CPIV		153,807.00	3,985.33	-	-	157,792.33
		98,532,090.45	4,216,960.27	-	-	102,749,050.73
Club de paris						
ESTADOS UNIDOS						
EXIMBANK-USA	R - 190 Q (CP II)	857,604.00	418,081.53	-	-	1,275,685.53
	R-244-Q (CP IV)	5,472,246.39	5,875,928.69	-	-	11,348,175.08
	R-244-R (CP IV CAPITALIZACIÓN)	388,562.25	45,952.77	-	-	434,515.02
		6,718,412.64	6,339,962.99	-	-	13,058,375.63
Sub total - Club de Paris		2,835,259,194.92	1,418,930,371.32	77,987,095.68	-	4,332,176,661.93
Total Generacion - ERP		3,977,108,270.86	1,516,688,484.08	77,987,095.68	54,581,718.88	5,626,365,569.51
DISTRIBUCION						
Multilaterales						
BID	936/SF-HO	182,729,598.08	73,055,060.31	-	-	255,784,658.39
Bilaterales						
FIV	Arreglo de Pagos N° I (REORG. DEUDA)	5,645,748.00	338,744.86	3,673,368.29	-	9,657,861.14
Total Distribucion - ERP		188,375,346.08	73,393,805.17	3,673,368.29	-	265,442,519.53
TRANSMISION						
Multilaterales						
IDA	0201-HO	57,365,694.72	-	-	2,796,577.76	60,162,272.48
Club de paris						
Alemania						
KFW	199165614 - CP I	1,139,369.17	38,928.26	-	-	1,178,297.43
	199365586 - CP II	505,206.67	83,561.82	-	-	588,768.49
	199665969 - CP III	218,915.44	58,310.60	-	-	277,226.04
	200065011 - CPIV - T1	2,153,395.56	3,073,766.70	-	-	5,227,162.26
	200065011 - CPIV - T2	4,772.44	6,812.29	-	-	11,584.72
	200065011 - CPIV - T4	142,241.71	1,621.60	-	-	143,863.31
		4,163,900.99	3,263,001.27	-	-	7,426,902.26
ESPAÑA						
ICO	01039001.0 (150688)	17,016,575.79	456,530.45	-	-	17,473,106.24
	REPROGRAMACION 01039014.0	8,782,114.90	-	-	-	8,782,114.90
	01039014.0	84,860,263.11	10,767,005.21	-	-	95,627,268.32

**SERVICIO DEUDA VENCIDA Y PENDIENTE DE PAGO
 AL 30 DE ABRIL 2023**

(Cifras en Lempiras)

INSTITUCION FINANCIERA	NUMERO PRESTAMO	PRINCIPAL	INTERESES	INTERESES MORATORIOS	COMISIONES	TOTAL
CESCE	11039001.0 (CP I)	4,387,015.80	217,081.12	-	-	4,604,096.92
	11039002.0 (CP II)	110,344,009.22	27,769,128.05	-	-	138,113,137.27
	11039003.0 (CP III)	42,839,150.82	17,923,878.61	-	-	60,763,029.43
	11039004.1 (CP V)	782,053.05	7,665,613.42	-	-	8,447,666.47
		269,011,182.69	64,799,236.87	-	-	333,810,419.56
	CP I	4,052,813.54	112,565.35	-	-	4,165,378.89
	CP II	28,638,988.28	8,758,497.84	-	-	37,397,486.11
	CP III	17,341,404.45	151,728.53	-	-	17,493,132.98
	CP IV	910,140.12	44,635.56	-	-	954,775.68
	CP IV - DIFERIMIENTO III FASE	8,853,876.25	903,693.25	-	-	9,757,569.50
	CP IV - REORG. DEUDA BBV,BEX	87,848,191.76	4,913,236.48	-	-	92,761,428.24
	CP IV - REORGANIZACIÓN DEUDA	13,510,877.02	1,960,199.57	-	-	15,471,076.59
	CP V - DIFER. DEUDA POST CUT	55,058,197.94	4,583,403.80	-	-	59,641,601.75
	CP VI - RESTRUCT. DEUDA	112,245,222.09	15,354,853.87	-	-	127,600,075.96
		328,459,711.45	36,782,814.24	-	-	365,242,525.70
Sub total - Club de Paris		601,634,795.13	104,845,052.38	-	-	706,479,847.51
Bilaterales						
FIV	Arreglo de Pagos N° I (REORG. DEUDA)	5,048,982.06	302,938.90	3,285,086.51	-	8,637,007.47
	Arreglo de Pagos N° II (DÓLAR DEUDA)	2,647,301.92	132,629.74	1,787,910.47	-	4,567,842.13
Sub total - Bilaterales		7,696,283.98	435,568.64	5,072,996.98	-	13,204,849.60
Total Transmisión - ERP		666,696,773.83	105,280,621.03	5,072,996.98	2,796,577.76	779,846,969.59
Total Deuda Interna - ERP		4,832,180,390.77	1,695,362,910.27	86,733,460.95	57,378,296.64	6,671,655,058.63
Deuda Interna Gobierno Central						
GENERACION						
CTA. JICA - CONV. SUB	HO-P6	-	-	-	6,681,387.67	6,681,387.67
Total - Generacion Gobierno Central		-	-	-	6,681,387.67	6,681,387.67
DISTRIBUCION						
Banco Central de Honduras						
Bono Soberano 2017	Prestamo Bono Soberano	-	1,611,362,812.50	-	348,697.68	1,611,711,510.18
Bono Soberano 2020	Prestamo Bono Soberano	-	828,700,875.00	-	147,324.60	828,848,199.60
SEFIN - EXIMBANK CHI	6021583003	-	104,134,538.28	-	-	104,134,538.28
CTA. BID - CONV. SUBS	1584/SF-HO	92,521,749.98	48,120,535.20	-	-	140,642,285.18
Total Distribucion		92,521,749.98	2,592,318,760.98	-	496,022.28	2,685,336,533.24
TRANSMISION						
CUENTA FDO. DE CONTRAVALOR HONDURAS - ESPAÑA						
ICO	01039004.0 (030491)	148,140,025.59	-	-	-	148,140,025.59
	11039004.2 (CP V - Consol. Diferida)	82,685,681.95	-	-	-	82,685,681.95
	11039005.0 (CP VI)	2,815,239.06	-	-	-	2,815,239.06
	01039014.0	14,845,011.82	-	-	-	14,845,011.82
		248,485,958.42	-	-	-	248,485,958.42



SERVICIO DEUDA VENCIDA Y PENDIENTE DE PAGO
AL 30 DE ABRIL 2023

(Cifras en Lempiras)

INSTITUCION FINANCIERA	NUMERO PRESTAMO	PRINCIPAL	INTERESES	INTERESES MORATORIOS	COMISIONES	TOTAL
CTA. BID - CONV. SUBS	2016/BL-HO	156,610,753.14	97,186,896.24	-	-	253,797,649.38
	3103/BL-HO	49,264,731.90	83,129,941.81	-	-	134,135,082.60
	3435/BL-HO	27,863,845.85	45,081,210.22	-	1,740,408.90	78,868,443.93
	4598/BL-HO	-	23,192,448.33	-	5,923,387.87	59,320,689.46
	4599/SX-HO	-	-	-	36,128,241.13	53,049.21
		233,739,330.88	248,590,496.60	-	43,845,087.10	526,174,914.59
Total - Transmisión Gobierno Central		482,225,289.30	248,590,496.60	-	43,845,087.10	774,660,873.01
HOLDING						
CTA. IDA - CONV. SUBS	4536-HN	245,541,000.00	-	-	31,306,477.50	276,847,477.50
Total - Otros Gobierno Central		245,541,000.00	-	-	31,306,477.50	276,847,477.50
Total Deuda Interna Gobierno Central		820,288,039.28	2,840,909,257.58	-	82,328,974.56	3,743,526,271.42
Total General Deuda Interna		5,652,468,430.05	4,536,272,167.85	86,733,460.95	139,707,271.20	10,415,181,330.05
TOTAL DEUDA EXTERNA E INTERNA		5,658,199,290.94	4,540,077,301.26	86,733,460.95	139,707,271.20	10,424,717,324.35

FILE: INFORMES MENSUALES ABRIL/2023
EL7