

Tegucigalpa M.D.C. 5 de Enero de 2023

## Memorándum SD- 008-2023

Para: **ING. ARTURO TROCHEZ OVIEDO**  
Gerente General


De: **RAFAEL GERARDO CARIAS CUADRA**  
Asistente de Ingeniero Distribución



Asunto: **REMISION DATOS BASICOS DE OPERACIÓN DICIEMBRE 2022**

Adjunto al presente remito a usted el Informe de los Datos Básicos de Operación (lo producido, captado, costo m<sup>3</sup>, gasto de químicos y el resumen de carros cisterna) correspondiente al mes de diciembre 2022, el cual se envía en formato impreso y digital, el cual consta de 8 (ocho páginas)

Atentamente.



Vo.Bo. Ing. Esteban Ortega  
Jefe Departamento de Distribución

Cc: Ing. Francisco Zepeda - asesor Plantas Potabilizadoras

Cc: Ing. Oscar Salgado - Plantel Concepción

Cc: Ing. Mauricio Sierra - Jefe Planta Picacho

Cc: Ing. Roque Andrade - Jefe Planta Laureles

Cc: Ing. Beatriz Canales - Jefa de Transparencia


cc. Archivo



**Unidad Municipal de Agua Potable y Saneamiento**  
**Departamento de Distribucion**  
**RESUMEN DE VIAJES DE CARROS CISTERNAS AÑO 2022**

MES	UMAPS	BARRIOS EN DESARROLLO	ALCANTARILLADO	JUNTAS DE AGUA	INT GUB	AMDC	TOTAL Gls.	m <sup>3</sup>
ENE	805,530	59,072	12,000	7,548	0	3,751,846	4,635,996	17,549
FEB	750,991	63,616	10,000	67,932	0	3,144,014	4,036,553	15,280
MAR	1,101,679	109,056	30,000	460,582	0	2,949,418	4,650,735	17,605
ABR	1,541,780	63,616	44,000	543,024	9,892	864,176	3,066,488	11,608
MAY	2,386,198	54,528	26,000	347,406	0	756,629	3,570,761	13,517
JUN	974,087	54,528	8,055	164,268	0	619,457	1,820,395	6,891
JUL	603,000	362,093	8,000	160,834	0	459,397	1,593,324	6,031
AGO	612,000	269,316	8,495	153,974	0	428,440	1,472,225	5,573
SEP	526,500	329,798	6,495	50,180	22,275	502,439	1,437,687	5,442
OCT	405,000	236,965	10,715	136,436	0	456,535	1,245,651	4,715
NOV	594,000	383,423	22,880	241,927	2,500	367,961	1,612,691	6,105
DIC	616,500	335,617	8,385	119,342	0	320,003	1,399,847	5,299
<b>TOTAL</b>	<b>10,917,265</b>	<b>2,321,628</b>	<b>195,025</b>	<b>2,453,453</b>	<b>34,667</b>	<b>14,620,315</b>	<b>30,542,353</b>	<b>115,616</b>

**RESUMEN DE VIAJES DE CARROS CISTERNAS 2022**



Elaborado por Gerardo Carnas



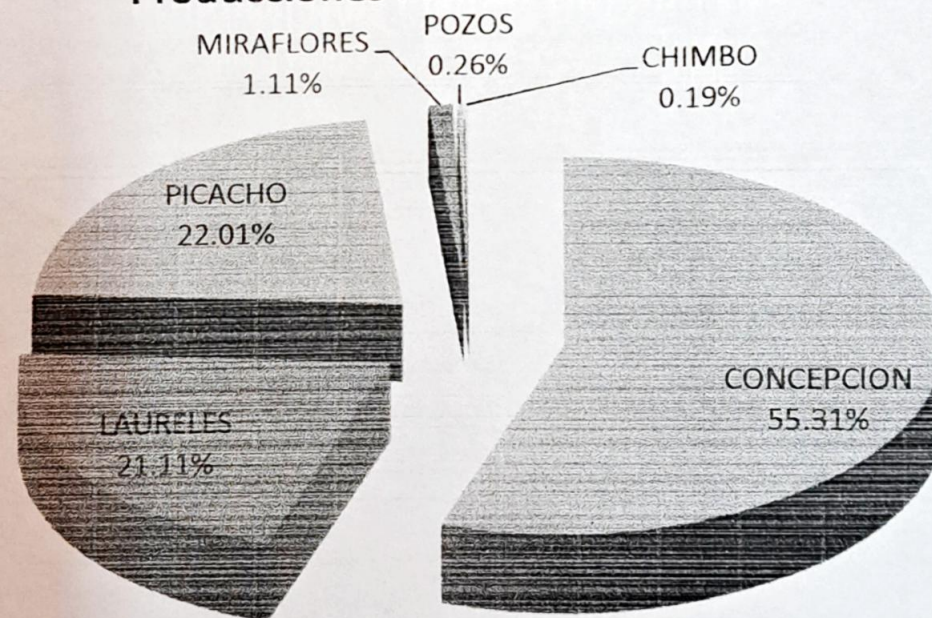
ENE	198	13	6	2	0	919	1,138
	805,530	59,072	12,000	7,548	0	3,751,846	4,635,996
FEB	186	14	5	18	0	768	991
	750,991	63,616	10,000	67,932	0	3,144,014	4,036,553
MAR	266	24	15	117	0	774	1,196
	1,101,679	109,056	30,000	460,582	0	2,949,418	4,650,735
ABR	376	14	22	132	2	314	860
	1,541,780	63,616	44,000	543,024	9,892	864,176	3,066,488
MAY	547	12	13	82	0	390	1,044
	2,386,198	54,528	26,000	347,406	0	756,629	3,570,761
JUN	225	12	4	39	0	245	525
	974,087	54,528	8,055	164,268	0	619,457	1,820,395
JUL	134	80	2	40	0	190	446
	603,000	362,093	8,000	160,834	0	459,397	1,593,324
AGO	136	68	13	37	0	172	426
	612,000	269,316	8,495	153,974	0	428,440	1,472,225
SEP	117	82	12	13	5	180	409
	526,500	329,798	6,495	50,180	22,275	502,439	1,437,687
OCT	90	60	18	32	0	154	354
	405,000	236,965	10,715	136,436	0	456,535	1,245,651
NOV	132	96	27	58	1	145	459
	594,000	383,423	22,880	241,927	2,500	367,961	1,612,691
DIC	137	88	11	29	0	127	392
	616,500	335,617	8,385	119,342	0	320,003	1,399,847
T.VIAJES	<b>2,544</b>	<b>563</b>	<b>148</b>	<b>599</b>	<b>8</b>	<b>4,378</b>	<b>8,240</b>
T. GLS	<b>10,917,265</b>	<b>2,321,628</b>	<b>195,025</b>	<b>2,453,453</b>	<b>34,667</b>	<b>14,620,315</b>	<b>30,542,353</b>

Mes	Volumen de agua captada o extraída	Volumen de agua superficial captada	Volumen de agua subterránea extraída	Volumen de agua en m3 distribuido
	Cantidad promedio de m3 de agua (superficial y/o subterránea) tomados de las fuentes por el prestador durante el periodo informado	Cantidad promedio de m3 de agua superficial tomados de las fuentes por el prestador durante el periodo informado	Cantidad promedio de m3 de agua subterránea tomados de las fuentes por el prestador durante el periodo informado	Volumen de agua entregada a los usuarios mediante el sistema de distribución
ENERO	6,014,906.00	5,998,319.00	16,587.00	5,877,200.00
FEBRERO	5,374,261.00	5,358,419.00	15,842.00	5,249,876.39
MARZO	5,443,799.80	5,426,725.00	17,074.80	5,316,328.80
ABRIL	4,929,937.00	4,913,413.00	16,524.00	4,800,012.65
MAYO	5,218,619.80	5,201,545.00	17,074.80	5,097,222.05
JUNIO	6,351,313.00	6,334,789.00	16,524.00	6,231,686.99
JULIO	6,935,363.80	6,918,289.00	17,074.80	6,773,583.98
AGOSTO	7,164,404.80	7,147,330.00	17,074.80	7,005,744.25
SEPTIEMBRE	7,133,990.00	7,117,466.00	16,524.00	6,700,130.72
OCTUBRE	7,875,733.10	7,858,658.30	17,074.80	7,309,899.78
NOVIEMBRE	7,025,155.70	7,008,631.70	16,524.00	6,549,122.76
DICIEMBRE	7,023,693.35	7,006,618.55	17,074.80	6,577,655.72
<b>TOTAL</b>	<b>76,491,177.35</b>	<b>76,290,203.55</b>	<b>200,973.80</b>	<b>73,488,464.10</b>



MES	CONCEPCION	LAURELES	PICACHO	MIRAFLORES	POZOS	CHIMBO	TOTAL	...
ENE	3,481,920.00	1,151,712.00	1,291,291.00	61,124.00	16,587.00	12,272	6,014,906.00	2,245.71
FEB	3,127,680.00	1,088,640.00	1,072,681.00	57,283.00	15,842.00	12,135	5,374,261.00	2,221.50
MAR	3,119,040.00	1,071,360.00	1,161,282.00	62,840.00	17,074.80	12,203	5,443,799.80	2,032.48
ABR	2,851,200.00	1,062,720.00	932,929.00	54,360.00	16,524.00	12,204	4,929,937.00	1,901.98
MAY	3,068,964.00	1,071,360.00	1,010,062.00	38,956.00	17,074.80	12,203	5,218,619.80	1,948.41
JUN	3,613,680.00	1,036,800.00	1,633,106.00	38,930.00	16,524.00	12,273	6,351,313.00	2,450.35
JUL	3,749,760.00	1,503,360.00	1,575,324.00	77,570.00	17,074.80	12,275	6,935,363.80	2,589.37
AGO	3,883,680.00	1,615,680.00	1,574,959.00	60,795.00	17,074.80	12,216	7,164,404.80	2,674.88
SEP	3,907,908.00	1,693,440.00	1,476,563.00	27,340.00	16,524.00	12,215	7,133,990.00	2,752.31
OCT	3,978,732.00	1,761,696.00	2,009,705.00	96,309.30	17,074.80	12,216	7,875,733.10	2,940.46
NOV	3,683,500.00	1,555,200.00	1,632,953.70	124,762.80	16,524.00	12,215	7,025,155.70	2,710.32
DIC	3,840,300.00	1,537,920.00	1,468,306.55	147,876.00	17,074.80	12,216	7,023,693.35	2,622.35
<b>TOTAL</b>	<b>42,306,364.00</b>	<b>16,149,888.00</b>	<b>16,839,162.25</b>	<b>848,146.10</b>	<b>200,973.80</b>	<b>146,643.20</b>	<b>76,491,177.35</b>	<b>29,090.13</b>

### Producciones Plantas DM Año 2022



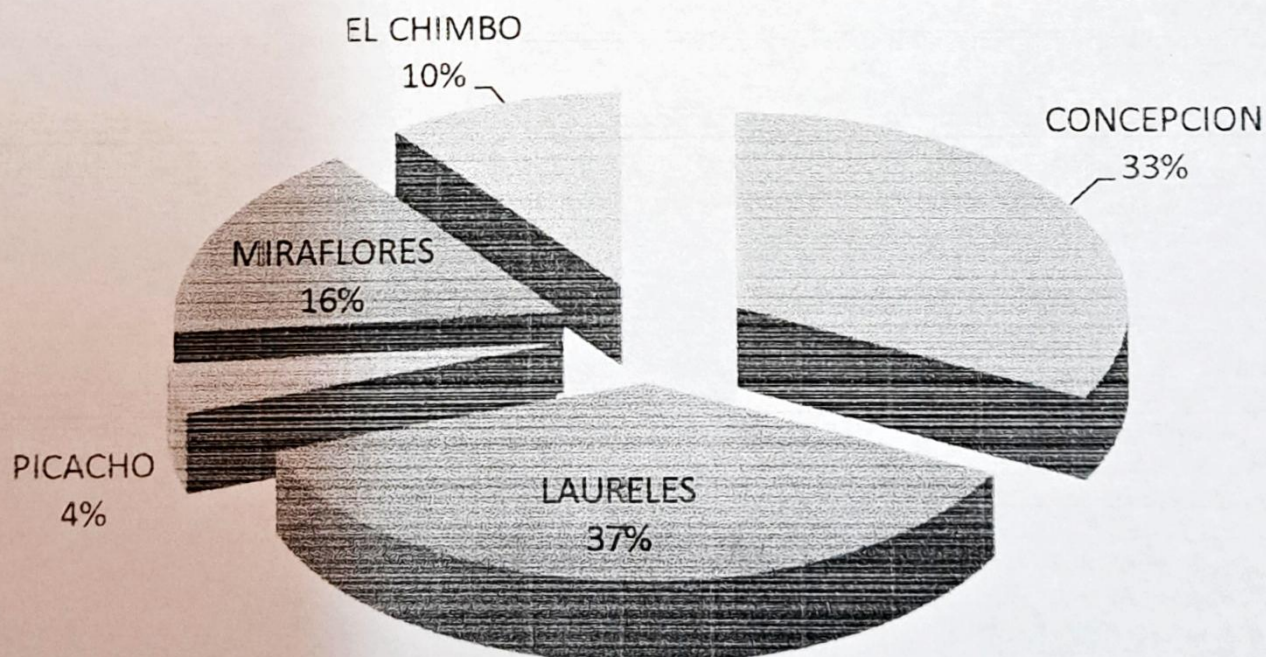
Elaborado por Gerardo Carias



ENE	L. 0.63	L. 0.96	L. 0.07	L. 0.18	L. 0.24	L. 2.08
FEB	L. 0.61	L. 0.90	L. 0.05	L. 0.16	L. 0.23	L. 1.95
MAR	L. 0.66	L. 0.93	L. 0.07	L. 0.15	L. 0.23	L. 2.04
ABR	L. 0.67	L. 1.04	L. 0.10	L. 0.14	L. 0.25	L. 2.19
MAY	L. 0.66	L. 1.14	L. 0.14	L. 0.07	L. 0.24	L. 2.24
JUN	L. 0.97	L. 1.15	L. 0.11	L. 0.55	L. 0.25	L. 3.03
JUL	L. 0.89	L. 0.67	L. 0.12	L. 0.29	L. 0.24	L. 2.21
AGO	L. 0.84	L. 0.68	L. 0.12	L. 0.46	L. 0.25	L. 2.35
SEP	L. 0.94	L. 0.80	L. 0.15	L. 2.33	L. 0.24	L. 4.46
OCT	L. 0.84	L. 0.96	L. 0.11	L. 0.30	L. 0.25	L. 2.46
NOV	L. 0.82	L. 0.75	L. 0.10	L. 0.09	L. 0.24	L. 2.00
DIC	L. 1.06	L. 0.89	L. 0.08	L. 0.07	L. 0.24	L. 2.33
PROM	L. 0.80	L. 0.91	L. 0.10	L. 0.40	L. 0.24	L. 0.67

**COSTO M3**

### Costo m3 de agua por plantas Año 2022



Elaborado por Gerardo Carias

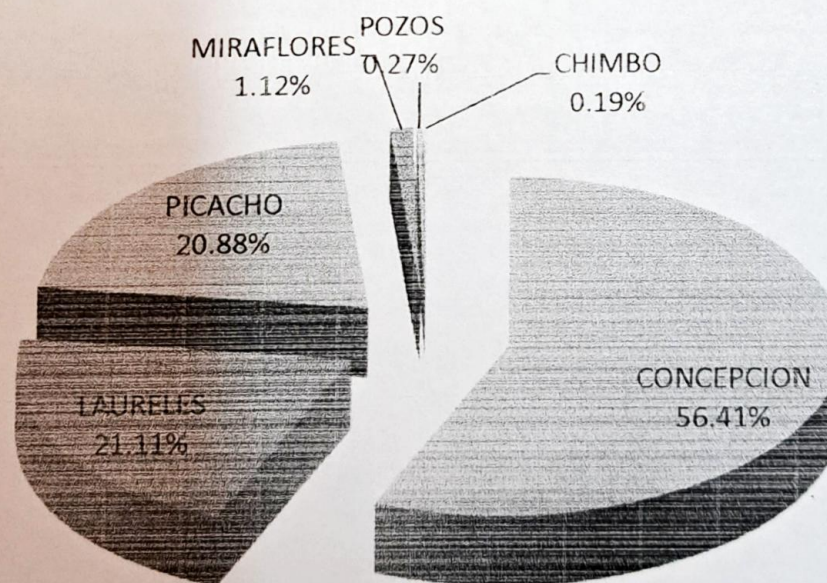


ENE	L. 2,163,669.39	L. 1,062,678.29	L. 83,047.55	L. 11,055.60	2,875.00	L. 3,323,325.83
FEB	L. 1,870,141.98	L. 941,611.85	L. 57,532.39	L. 8,813.73	2,675.00	L. 2,880,774.95
MAR	L. 2,010,840.11	L. 964,439.36	L. 81,242.20	L. 8,905.14	2,750.72	L. 3,068,177.53
ABR	L. 1,864,824.44	L. 1,051,364.84	L. 91,324.88	L. 7,350.37	2,922.64	L. 3,017,787.17
MAY	L. 1,977,700.54	L. 1,175,379.65	L. 140,905.48	L. 2,564.73	2,836.68	L. 3,299,387.08
JUN	L. 3,422,571.58	L. 1,151,099.32	L. 185,049.53	L. 20,670.59	3,008.00	L. 4,782,399.02
JUL	L. 3,261,760.31	L. 973,799.24	L. 187,118.19	L. 22,196.84	2,836.68	L. 4,447,711.26
AGO	L. 3,206,620.03	L. 1,064,893.41	L. 179,286.48	L. 27,388.82	2,922.64	L. 4,481,111.38
SEP	L. 3,588,734.30	L. 1,313,681.76	L. 177,269.03	L. 61,769.11	2,853.42	L. 5,144,307.62
OCT	L. 3,292,676.10	L. 1,610,206.44	L. 180,664.90	L. 27,915.73	2,922.64	L. 5,114,385.81
NOV	L. 2,952,759.88	L. 1,113,349.79	L. 126,668.08	L. 11,139.43	2,853.87	L. 4,206,771.05
DIC	L. 3,975,282.63	L. 1,300,856.30	L. 90,669.84	L. 9,892.53	2,836.68	L. 5,379,537.98
<b>TOTAL</b>	<b>L. 33,587,581.29</b>	<b>L. 13,723,360.25</b>	<b>L. 1,580,778.55</b>	<b>L. 219,662.62</b>	<b>L. 34,293.97</b>	<b>L. 49,145,676.68</b>



MES	CONCEPCIÓN	LAURELES	PICACHO	MIRAFLORES	POZOS	Chimbo	TOTAL m3	lit/seg.
ENE	3,412,282.00	1,111,464.00	1,265,088.00	59,875.00	16,587.00	11,904.00	5,877,200.00	2,194.30
FEB	3,065,126.00	1,050,596.39	1,051,227.00	56,160.00	15,032.00	11,735.00	5,249,876.39	2,170.09
MAR	3,054,499.00	1,033,920.00	1,138,046.00	60,951.00	17,074.80	11,838.00	5,316,328.80	1,984.89
ABR	2,794,176.00	1,010,540.45	914,218.00	52,729.20	16,524.00	11,825.00	4,800,012.65	1,851.86
MAY	3,007,585.00	1,033,920.25	989,029.00	37,787.00	17,074.80	11,826.00	5,097,222.05	1,903.08
JUN	3,541,406.00	1,000,567.99	1,623,601.00	37,762.00	16,524.00	11,826.00	6,231,686.99	2,404.20
JUL	3,674,765.00	1,450,824.18	1,543,525.00	75,570.00	17,074.80	11,825.00	6,773,583.98	2,528.97
AGO	3,806,006.00	1,559,218.45	1,552,648.00	58,971.00	17,074.80	11,826.00	7,005,744.25	2,615.65
SEP	3,829,750.00	1,634,261.72	1,181,250.00	26,520.00	16,524.00	11,825.00	6,700,130.72	2,584.93
OCT	3,899,157.00	1,680,657.98	1,607,764.00	93,420.00	17,074.80	11,826.00	7,309,899.78	2,729.20
NOV	3,609,830.00	1,483,660.80	1,306,262.96	121,020.00	16,524.00	11,825.00	6,549,122.76	2,526.67
DIC	3,763,494.00	1,467,175.68	1,174,645.24	143,440.00	17,074.80	11,826.00	6,577,655.72	2,455.82
<b>TOTAL</b>	<b>41,458,076.00</b>	<b>15,516,807.90</b>	<b>15,347,304.20</b>	<b>824,205.20</b>	<b>200,163.80</b>	<b>141,907.00</b>	<b>73,488,464.10</b>	<b>27,949.64</b>

### Producciones Plantas DM Año 2022





Unidad Municipal de Agua Potable y Saneamiento  
Departamento de Distribucion

PRODUCCIONES EN M<sup>3</sup>, REACTIVOS LPS. Y COSTO M<sup>3</sup> AÑO 2022

MES	CONCEPCION			LAURELES			PICACHO			MIRAFLORES			CHIMBO		
	PRODUCCION M <sup>3</sup>	REACTIVOS QUIMICOS LPS.	COSTO M <sup>3</sup>	PRODUCCION M <sup>3</sup>	REACTIVOS QUIMICOS LPS.	COSTO M <sup>3</sup>	PRODUCCION M <sup>3</sup>	REACTIVOS QUIMICOS LPS.	COSTO M <sup>3</sup>	PRODUCCION M <sup>3</sup>	REACTIVOS QUIMICOS LPS.	COSTO M <sup>3</sup>	PRODUCCION M <sup>3</sup>	REACTIVOS QUIMICOS LPS.	COSTO M <sup>3</sup>
ENE	3,412,282.00	2,163,669.39	0.63	1,111,464.00	1,062,678.29	0.96	1,265,088.00	83,047.55	0.07	59,875.00	11,055.60	0.18	11,904.00	2,875.00	0.24
FEB	3,065,126.00	1,870,141.98	0.61	1,050,596.39	941,611.85	0.90	1,051,227.00	57,532.39	0.05	56,160.00	8,813.73	0.16	11,735.00	2,675.00	0.23
MAR	3,054,499.00	2,010,840.11	0.66	1,033,920.00	964,439.36	0.93	1,138,046.00	81,242.20	0.07	60,951.00	8,905.14	0.15	11,838.00	2,750.72	0.23
ABR	2,794,176.00	1,864,824.44	0.67	1,010,540.45	1,051,364.84	1.04	914,218.00	91,324.88	0.10	52,729.20	7,350.37	0.14	11,825.00	2,922.64	0.25
MAY	3,007,585.00	1,977,700.54	0.66	1,033,920.25	1,175,379.65	1.14	989,029.00	140,905.48	0.14	37,787.00	2,564.73	0.07	11,826.00	2,836.68	0.24
JUN	3,541,406.00	3,422,571.58	0.97	1,000,567.99	1,151,099.32	1.15	1,623,601.00	185,049.53	0.11	37,762.00	20,670.59	0.55	11,826.00	3,008.00	0.25
JUL	3,674,765.00	3,261,760.31	0.89	1,450,824.18	973,799.24	0.67	1,543,525.00	187,118.19	0.12	75,570.00	22,196.84	0.29	11,825.00	2,836.68	0.24
AGO	3,806,006.00	3,206,620.03	0.84	1,559,218.45	1,064,893.41	0.68	1,552,648.00	179,286.48	0.12	58,971.00	27,388.82	0.46	11,826.00	2,922.64	0.25
SEP	3,829,750.00	3,588,734.30	0.94	1,634,261.72	1,313,681.76	0.80	1,181,250.00	177,269.03	0.15	26,520.00	61,769.11	2.33	11,825.00	2,853.42	0.24
OCT	3,899,157.00	3,292,676.10	0.84	1,680,657.98	1,610,206.44	0.96	1,607,764.00	180,664.90	0.11	93,420.00	27,915.73	0.30	11,826.00	2,922.64	0.25
NOV	3,609,830.00	2,952,759.88	0.82	1,483,660.80	1,113,349.79	0.75	1,306,262.96	126,668.08	0.10	121,020.00	11,139.43	0.09	11,825.00	2,853.87	0.24
DIC	3,763,494.00	3,975,282.63	1.06	1,467,175.68	1,300,856.30	0.89	1,174,645.24	90,669.84	0.08	143,440.00	9,892.53	0.07	11,826.00	2,836.68	0.24
<b>TOTAL</b>	<b>41,458,076.00</b>	<b>33,587,581.29</b>	<b>0.80</b>	<b>15,516,807.90</b>	<b>13,723,360.25</b>	<b>0.91</b>	<b>15,347,304.20</b>	<b>1,580,778.55</b>	<b>0.10</b>	<b>824,205.20</b>	<b>219,662.62</b>	<b>0.40</b>	<b>141,907.00</b>	<b>34,293.97</b>	<b>0.24</b>