

MEMORANDO

DAPF/036/II/2023

PARA: ABOG. ISIS Y. PERDOMO – JEFE UNIDAD DE TRANSPARENCIA Y LUCHA CONTRA LA CORRUPCION

DE: DEPARTAMENTO DE ANALISIS Y PROGRAMACION FINANCIERA

ASUNTO: INFORMES DEUDA EXTERNA E INTERNA ENERO/2023



FECHA: 02 DE FEBRERO, 2023

En atención a su Memorandum UTLCC-048-II-2023, adjunto remito los Informes de Situación de la Deuda al 31 de enero de 2023

- Detalle y Resumen del Servicio de la Deuda Externa e Interna en Lempiras.
- Detalle y Resumen Deuda Vencida y pendiente de pago en USD Dólares y Lempiras.

Este mes modificamos el formato de presentación del Informe.

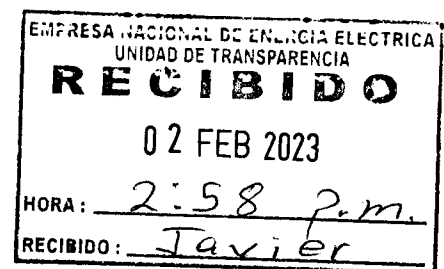
Atentamente,



Lic. Francis Elizabeth Vivas Amador
Jefa Depto. de Análisis y Programación Financiera

Hoja de Ruta No. 2023-2-1-0125

 Archivo
FEVA/ELT




**RESUMEN SERVICIO DEUDA VENCIDA PENDIENTE DE PAGO
AL 31 DE ENERO 2023**


(Cifras en Lempiras)

CONCEPTO	PRINCIPAL	INTERESES	INTERESES MORATORIOS	COMISIONES	TOTAL
PRESTAMOS DEUDA EXTERNA E INTERNA					
GENERACION	3,907,412,796.57	1,505,886,943.43	78,004,564.42	60,862,385.94	5,552,166,690.35
DISTRIBUCION	275,072,256.38	2,664,825,634.95	3,674,191.10	481,980.92	2,944,054,063.35
TRANSMISION	1,122,296,605.19	347,411,701.17	5,074,133.30	46,652,112.37	1,521,434,552.03
HOLDING	245,596,000.00	-	-	31,313,490.00	276,909,490.00
	5,550,377,658.14	4,518,124,279.54	86,752,888.82	139,309,969.23	10,294,564,795.74
TOTAL DEUDA EXTERNA E INTERNA	5,550,377,658.14	4,518,124,279.54	86,752,888.82	139,309,969.23	10,294,564,795.74

ELABORADO POR:


 EMMMA L. TABORA
 OFICIAL CONTABLE I
 ANALISIS Y PROGRAMACION FINANCIERA

AUTORIZADO POR:


 FRANCIS ELIZABET VIVAS AMADOR
 JEFE DEPARTAMENTO DE ANALISIS
 Y PROGRAMACION FINANCIERA



SERVICIO DEUDA VENCIDA Y PENDIENTE DE PAGO
AL 31 DE ENERO 2023

(Cifras en Lempiras)

INSTITUCION FINANCIERA	NUMERO PRESTAMO	PRINCIPAL	INTERESES	INTERESES MORATORIOS	COMISIONES	TOTAL
DEUDA EXTERNA						
GENERACION						
SUIZA						
SERV	CP V	-	-	-	-	-
SERV	CP VI	-	-	-	-	-
BNP	240982	5,732,144.57	3,805,985.74	-	-	9,538,130.31
Total Deuda Externa		5,732,144.57	3,805,985.74	-	-	9,538,130.31

DEUDA INTERNA						
ERP						
GENERACION						
Multilaterales						
IDA	0116-HO	37,224,841.80	-	-	1,535,524.53	38,760,366.33
	0989-HO	221,036,400.00	-	-	25,281,038.25	246,317,438.25
	2417-HO	97,915,118.69	-	-	27,362,938.89	125,278,057.58
BID	572/SF-HO	778,560,604.14	97,780,010.11	-	-	876,340,614.25
Sub-total Multilaterales		1,134,736,964.63	97,780,010.11	-	54,179,501.68	1,286,696,476.41
Club de paris						
Alemania						
KFW	197965593	107,304,472.31	14,717,016.82	-	-	122,021,489.13
	199165713	9,989,035.59	2,191,345.28	-	-	12,180,380.87
	199165614 - CP I	1,139,624.38	38,936.98	-	-	1,178,561.36
	199365586 - CP II	468,350.93	82,992.90	-	-	551,343.83
	199665969 - CP III	218,964.48	58,323.66	-	-	277,288.14
	200065011 - CPIV - T1	707,999.40	1,095,875.93	-	-	1,803,875.33
	200065011 - CPIV - T2	584.81	905.20	-	-	1,490.01
	200065011 - CPIV - T3	332,967.45	3,795.94	-	-	336,763.39
	200065011 - CPIV - T4	52,621.60	599.90	-	-	53,221.50
		120,214,620.94	18,189,792.61	-	-	138,404,413.55
HERMES						
	HERMES I	13,131,298.90	911,166.21	-	-	14,042,465.10
	HERMES CP II	45,737,370.31	28,553,160.34	-	-	74,290,530.65
	HERMES CP III	4,971,351.67	3,726,595.16	-	-	8,697,946.84
	HERMES CP IV	84,325,410.68	90,164,282.38	-	-	174,489,693.06
	HERMES 1era. Capital. CP IV	1,420,774.25	1,519,151.73	-	-	2,939,925.97
	HERMES 2da. Capital. CP IV	5,181,806.05	571,294.16	-	-	5,753,100.21
	HERMES 3ra. Capital. CP IV	413,632.69	45,603.03	-	-	459,235.72
		155,181,644.55	125,491,253.00	-	-	280,672,897.55
FRANCIA						
COFACE						
	CP I	10,757,194.50	407,489.96	-	-	11,164,684.46
	CP II	91,190,011.67	31,952,856.16	-	-	123,142,867.83
	CP IV	83,207,025.60	57,285,360.26	-	-	140,492,385.86
	CP IV - CAPITALIZACIÓN	5,254,122.60	332,514.69	-	-	5,586,637.29
		190,408,354.37	89,978,221.07	-	-	280,386,575.44



**SERVICIO DEUDA VENCIDA Y PENDIENTE DE PAGO
AL 31 DE ENERO 2023**

(Cifras en Lempiras)

INSTITUCION FINANCIERA	NUMERO PRESTAMO	PRINCIPAL	INTERESES	INTERESES MORATORIOS	COMISIONES	TOTAL
	HOND 4 (CP IV)	126,138,073.30	86,605,379.78	-	-	212,743,453.09
	HOND 4 (CP IV 1era. CAPITAL)	5,054,869.15	219,964.25	-	-	5,274,833.40
	HOND 4 (CP IV 2da. CAPITAL)	248,722.68	10,709.67	-	-	259,432.35
		352,740,765.26	103,966,388.96	-	-	456,707,154.22
JAPON						
EXIMBANK-JAPON	R1 - (CP I)	173,668,537.43	25,768,324.52	23,747,120.00	-	223,183,981.94
	R2 - (CP II)	183,177,538.89	37,714,582.65	4,563,108.87	-	225,455,230.41
	R2 - (CP II - CAPITAL)	11,805,990.74	-	289,722.28	-	12,095,713.02
	R3 - (CP III)	23,152,945.23	5,984,658.32	573,298.72	-	29,710,902.28
	R3 - (CP III - CAPITAL)	1,574,858.51	-	37,254.19	-	1,612,112.70
	R4 - (CP IV 2,005 MM)	135,814,486.29	157,937,404.45	909,667.74	-	294,661,558.48
	R4 - (CP IV 201 MM)	13,674,910.15	45,372,412.22	502,764.27	-	59,550,086.63
	R4 - (CP IV 2da FASE)	15,081,302.00	3,924,609.10	1,106,083.61	-	20,111,994.71
	R4 - (CP IV 3era FASE)	10,839,396.83	-	-	-	10,839,396.83
			568,789,966.06	276,701,991.26	31,729,019.66	-
JBIC						
	HO - P1	667,978,946.95	105,257,549.58	31,456,150.35	-	804,692,646.88
	HO - R1 (CP I)	148,803,210.17	26,180,237.48	5,460,091.35	-	180,443,539.00
	HO - R2 (CP II)	353,655,000.86	273,024,968.73	4,129,156.92	-	630,809,126.51
	HO - R3 (CP III)	34,865,303.31	41,043,266.63	523,082.45	-	76,431,652.39
	HO - R4 (CP IV)	69,844,043.41	333,984,253.69	4,707,063.68	-	408,535,360.79
		1,275,146,504.70	779,490,276.12	46,275,544.75	-	2,100,912,325.57
SUIZA						
SERV	SERV - CP II	52,606,560.17	1,766,670.91	-	-	54,373,231.08
	SERV - CP III	39,539,696.07	337,684.85	-	-	39,877,380.92
	SERV - CP IV	5,885,450.57	2,064,592.19	-	-	7,950,042.76
	SERV - DIFERIMIENTO CPV	153,841.45	3,986.22	-	-	157,827.67
		98,185,548.26	4,172,934.17	-	-	102,358,482.43
Club de paris						
ESTADOS UNIDOS EXIMBANK-USA	R - 190 Q (CP II)	857,796.10	418,175.18	-	-	1,275,971.28
	R-244-Q (CP IV)	5,029,837.84	5,845,952.14	-	-	10,875,789.98
	R-244-R (CP IV CAPITALIZACIÓN)	388,649.28	45,963.06	-	-	434,612.34
		6,276,283.22	6,310,090.38	-	-	12,586,373.60
Sub total - Club de Paris		2,766,943,687.37	1,404,300,947.58	78,004,564.42	-	4,249,249,199.36
Total Generacion - ERP		3,901,680,651.99	1,502,080,957.69	78,004,564.42	54,179,501.68	5,535,945,675.77
DISTRIBUCION						
Multilaterales						
BID	936/SF-HO	176,882,769.35	71,587,386.33	-	-	248,470,155.68
Bilaterales						
FIV	Arreglo de Pagos N° I (REORG. DEUDA)	5,647,012.62	338,820.74	3,674,191.10	-	9,660,024.46
Total Distribucion - ERP		182,529,781.97	71,926,207.07	3,674,191.10	-	258,130,180.14
TRANSMISION						
Multilaterales						
IDA	0201-HO	57,378,544.36	-	-	2,797,204.18	60,175,748.54



**SERVICIO DEUDA VENCIDA Y PENDIENTE DE PAGO
AL 31 DE ENERO 2023**

(Cifras en Lempiras)

INSTITUCION FINANCIERA	NUMERO PRESTAMO	PRINCIPAL	INTERESES	INTERESES MORATORIOS	COMISIONES	TOTAL
ESPAÑA ICO	199665969 - CP III	218,964.48	58,323.66	-	-	277,288.14
	200065011 - CPIV - T1	1,935,071.26	2,995,197.52	-	-	4,930,268.78
	200065011 - CPIV - T2	4,288.58	6,638.16	-	-	10,926.74
	200065011 - CPIV - T4	142,273.57	1,621.96	-	-	143,895.53
		3,908,573.20	3,183,711.19	-	-	7,092,284.39
	01039001.0 (150688)	17,020,387.43	456,632.71	-	-	17,477,020.14
	REPROGRAMACION 01039014.0	8,784,082.05	-	-	-	8,784,082.05
	01039014.0	81,188,868.30	10,505,348.10	-	-	91,694,216.39
	11039001.0 (CP I)	4,387,998.47	217,129.75	-	-	4,605,128.22
	11039002.0 (CP II)	102,294,213.75	27,581,757.19	-	-	129,875,970.95
11039003.0 (CP III)	39,399,028.13	17,667,687.28	-	-	57,066,715.41	
11039004.1 (CP V)	609,872.85	7,470,874.08	-	-	8,080,746.93	
	253,684,450.97	63,899,429.11	-	-	317,583,880.08	
CESCE	CP I	4,053,721.35	112,590.56	-	-	4,166,311.92
	CP II	28,645,403.27	8,760,459.70	-	-	37,405,862.97
	CP III	17,345,288.84	151,762.52	-	-	17,497,051.36
	CP IV	910,343.99	44,645.56	-	-	954,989.55
	CP IV - DIFERIMIENTO III FASE	8,855,859.47	903,895.67	-	-	9,759,755.15
	CP IV - REORG. DEUDA RBV,BEX	87,867,869.33	4,914,337.02	-	-	92,782,206.35
	CP IV - REORGANIZACIÓN DEUDA	12,717,397.40	1,918,386.18	-	-	14,635,783.58
	CP V - DIFER. DEUDA POST CUT	55,070,530.71	4,584,430.46	-	-	59,654,961.18
	CP VI - RESTRUCT. DEUDA	112,270,364.48	15,358,293.28	-	-	127,628,657.77
		327,736,778.85	36,748,800.95	-	-	364,485,579.80
Sub total - Club de Paris		585,329,803.03	103,831,941.25	-	-	689,161,744.27
Bilaterales FIV	Arreglo de Pagos N° I (REORG. DEUDA)	5,050,113.01	303,006.76	3,285,822.35	-	8,638,942.12
	Arreglo de Pagos N° II (DÓLAR DEUDA)	2,647,894.90	132,659.45	1,788,310.95	-	4,568,865.30
Sub total - Bilaterales		7,698,007.91	435,666.21	5,074,133.30	-	13,207,807.42
Total Transmisión - ERP		650,406,355.30	104,267,607.45	5,074,133.30	2,797,204.16	762,545,300.23
Total Deuda Interna - ERP		4,734,616,789.26	1,678,274,772.21	86,752,888.82	56,976,705.85	6,556,621,156.15
Deuda Interna Gobierno Central						
GENERACION						
CTA. JICA - CONV. SUBSIDIO	HO-P6	-	-	-	6,682,884.27	6,682,884.27
Total - Generacion Gobierno Central		-	-	-	6,682,884.27	6,682,884.27
DISTRIBUCION						
Banco Central de Honduras						
Bono Soberano 2017	Prestamo Bono Soberano	-	1,611,723,750.00	-	334,623.32	1,612,058,373.32
Bono Soberano 2020	Prestamo Bono Soberano	-	828,886,500.00	-	147,357.60	829,033,857.60



SERVICIO DEUDA VENCIDA Y PENDIENTE DE PAGO
AL 31 DE ENERO 2023

(Cifras en Lempiras)

INSTITUCION FINANCIERA	NUMERO PRESTAMO	PRINCIPAL	INTERESES	INTERESES MORATORIOS	COMISIONES	TOTAL
Total Distribucion		92,542,474.40	2,592,899,427.88	-	481,980.92	2,685,923,883.21
TRANSMISION						
CUENTA FDO. DE CONTRAVALOR HONDURAS - ESPAÑA						
ICO	01039004.0 (030491)	148,173,208.24	-	-	-	148,173,208.24
	11039004.2 (CP V - Consol. Diferida)	82,704,203.15	-	-	-	82,704,203.15
	11039005.0 (CP VI)	2,815,869.66	-	-	-	2,815,869.66
	01039014.0	14,848,337.03	-	-	-	14,848,337.03
		248,541,618.08	-	-	-	248,541,618.08
CTA. BID - CONV. SUBSIDIA	2016/BLHO	146,202,777.65	91,706,579.68	-	-	237,909,357.33
	3103/BL-HO	49,275,766.96	83,148,562.52	-	1,740,798.74	134,165,128.22
	3435/BL-HO	27,870,087.21	45,091,308.19	-	5,924,714.68	78,886,110.08
	4598/BL-HO	-	23,197,643.33	-	36,136,333.68	59,333,977.01
	4599/SX-HO	-	-	-	53,061.09	53,061.09
		223,348,631.82	243,144,093.72	-	43,854,908.19	510,347,633.72
Total - Transmisión Gobierno Central		471,890,249.90	243,144,093.72	-	43,854,908.19	758,889,251.80
HOLDING						
CTA. IDA - CONV. SUBSIDIA	4536-HN	245,596,000.00	-	-	31,313,490.00	276,909,490.00
Total - Otros Gobierno Central		245,596,000.00	-	-	31,313,490.00	276,909,490.00
Total Deuda Interna Gobierno Central		810,028,724.30	2,836,043,521.60	-	82,333,263.38	3,728,405,509.28
Total General Deuda Interna		5,544,645,513.56	4,514,318,293.80	86,752,888.82	139,309,969.23	10,285,026,665.42
TOTAL DEUDA EXTERNA E INTERNA		5,550,377,658.14	4,518,124,279.54	86,752,888.82	139,309,969.23	10,294,564,795.74

FILE: INFORMES MENSUALES ENERO/2023

ELT/






Gerencia de Finanzas Corporativa
Departamento de Análisis y Programación Financiera

RESUMEN SERVICIO DEUDA VENCIDA PENDIENTE DE PAGO
AL 31 DE ENERO 2023


(Cifras en Dolares)

CONCEPTO	PRINCIPAL	INTERESES	INTERESES MORATORIOS	COMISIONES	TOTAL
PRESTAMOS DEUDA EXTERNA E INTERNA					
GENERACION	159,099,203.43	61,315,613.59	3,176,133.34	2,478,150.54	226,069,100.90
DISTRIBUCION	11,200,192.85	108,504,439.61	149,603.05	19,624.95	119,873,860.46
TRANSMISION	45,696,860.10	14,145,657.96	206,604.88	1,899,546.91	61,948,669.85
HOLDING	10,000,000.00	-	-	1,275,000.00	11,275,000.00
	225,996,256.38	183,965,711.15	3,532,341.28	5,672,322.40	419,166,631.20
TOTAL DEUDA EXTERNA E INTERNA	225,996,256.38	183,965,711.15	3,532,341.28	5,672,322.40	419,166,631.20

ELABORADO POR:


EMMA L. TABORA
OFICIAL CONTABLE I
ANALISIS Y PROGRAMACION FINANCIERA

AUTORIZADO POR:


FRANCIS ELIZABETH WVAS AMADOR
JEFE DEPARTAMENTO DE ANALISIS
Y PROGRAMACION FINANCIERA



Empresa Nacional de Energía Eléctrica
CCG, 6to nivel Edificio Cuerpo Bajo C
Tegucigalpa, M.D.C.

 HONDURAS
GOBIERNO DE LA REPUBLICA

SERVICIO DEUDA VENCIDA Y PENDIENTE DE PAGO
AL 31 DE ENERO 2023

(Cifras en Dolares)

INSTITUCION FINANCIERA	NUMERO PRESTAMO	PRINCIPAL	INTERESES	INTERESES MORATORIOS	COMISIONES	TOTAL
DEUDA EXTERNA						
GENERACION						
SUIZA						
SERV	CP V	-	-			-
SERV	CP VI	-	-			-
BNP	240982	233,397.31	154,969.37			388,366.68
Total Deuda Externa		233,397.31	154,969.37	-	-	388,366.68

DEUDA INTERNA						
ERP						
GENERACION						
Multilaterales						
IDA	0116-HO	1,515,694.14	-	-	62,522.38	1,578,216.52
	0989-HO	9,000,000.00	-	-	1,029,375.00	10,029,375.00
	2417-HO	3,986,836.87	-	-	1,114,144.32	5,100,981.19
BID	572/SF-HO	31,700,866.63	3,981,335.61	-	-	35,682,202.24
Sub-total Multilaterales		46,203,397.64	3,981,335.61	-	2,206,041.70	52,390,774.95
Club de paris						
Alemania						
KFW	197965593	4,369,145.76	599,236.83	-	-	4,968,382.59
	199165713	406,726.31	89,225.61	-	-	495,951.92
	199165614 - CP I	46,402.40	1,585.41	-	-	47,987.81
	199365586 - CP II	19,069.97	3,379.24	-	-	22,449.22
	199665969 - CP III	8,915.64	2,374.78	-	-	11,290.42
	200065011 - CPIV - T1	28,827.81	44,621.08	-	-	73,448.89
	200065011 - CPIV - T2	23.81	36.86	-	-	60.67
	200065011 - CPIV - T3	13,557.53	154.56	-	-	13,712.09
	200065011 - CPIV - T4	2,142.61	24.43	-	-	2,167.03
		4,894,811.84	740,638.80	-	-	5,635,450.64
HERMES						
	HERMES I	534,670.72	37,100.21	-	-	571,770.92
	HERMES CP II	1,862,301.11	1,162,606.90	-	-	3,024,908.01
	HERMES CP III	202,419.90	151,736.80	-	-	354,156.70
	HERMES CP IV	3,433,500.98	3,671,243.93	-	-	7,104,744.91
	HERMES 1era. Capital. CP IV	57,850.06	61,855.72	-	-	119,705.78
	HERMES 2da. Capital. CP IV	210,989.02	23,261.54	-	-	234,250.57
	HERMES 3ra. Capital. CP IV	16,842.00	1,856.83	-	-	18,698.83
		6,318,573.78	5,109,661.92	-	-	11,428,235.70
FRANCIA						
COFACE						
	CP I	438,003.65	16,591.88	-	-	454,595.53
	CP II	3,713,008.83	1,301,033.25	-	-	5,014,042.08
	CP IV	3,387,963.39	2,332,503.80	-	-	5,720,467.18
	CP IV - CAPITALIZACIÓN	213,933.56	13,539.09	-	-	227,472.65
		7,752,909.43	3,663,668.02	-	-	11,416,577.45



SERVICIO DEUDA VENCIDA Y PENDIENTE DE PAGO
AL 31 DE ENERO 2023

(Cifras en Dolares)

INSTITUCION FINANCIERA	NUMERO PRESTAMO	PRINCIPAL	INTERESES	INTERESES MORATORIOS	COMISIONES	TOTAL
	HOND 4 (CP IV)	5,135,998.68	3,526,335.11	-	-	8,662,333.80
	HOND 4 (CP IV 1era. CAPITAL)	205,820.50	8,956.35	-	-	214,776.85
	HOND 4 (CP IV 2da. CAPITAL)	10,127.31	436.07	-	-	10,563.38
		14,362,642.93	4,233,228.10	-	-	18,595,871.03
JAPON EXIMBANK-JAPON	R1 - (CP I)	7,071,309.69	1,049,215.97	966,918.03	-	9,087,443.69
	R2 - (CP II)	7,458,490.32	1,535,635.05	185,797.36	-	9,179,922.74
	R2 - (CP II - CAPITAL)	480,707.78	-	11,796.70	-	492,504.48
	R3 - (CP III)	942,724.85	243,678.98	23,343.16	-	1,209,746.99
	R3 - (CP III - CAPITAL)	64,123.95	-	1,516.89	-	65,640.84
	R4 - (CP IV 2,005 MM)	5,529,995.86	6,430,780.81	37,039.19	-	11,997,815.86
	R4 - (CP IV 201 MM)	556,805.08	1,847,441.01	20,471.19	-	2,424,717.28
	R4 - (CP IV 2da FASE)	614,069.53	159,799.39	45,036.71	-	818,905.63
	R4 - (CP IV 3era FASE)	441,350.71	-	-	-	441,350.71
		23,159,577.76	11,266,551.22	1,291,919.24	-	35,718,048.22
JBIC	HO - P1	27,198,282.83	4,285,800.65	1,280,808.74	-	32,764,892.22
	HO - R1 (CP I)	6,058,861.31	1,065,987.94	222,320.04	-	7,347,169.29
	HO - R2 (CP II)	14,399,868.11	11,116,832.88	168,128.02	-	25,684,829.01
	HO - R3 (CP III)	1,419,620.16	1,671,170.00	21,298.49	-	3,112,088.65
	HO - R4 (CP IV)	2,843,859.16	13,598,928.88	191,658.81	-	16,634,446.85
	51,920,491.57	31,738,720.34	1,884,214.11	-	85,543,426.02	
SUIZA SERV	SERV - CP II	2,141,995.81	71,934.03	-	-	2,213,929.83
	SERV - CP III	1,609,948.70	13,749.61	-	-	1,623,698.31
	SERV - CP IV	239,639.51	84,064.57	-	-	323,704.08
	SERV - DIFERIMIENTO CPV	6,264.00	162.31	-	-	6,426.31
	3,997,848.02	169,910.51	-	-	4,167,758.53	
<u>Club de paris</u> ESTADOS UNIDOS EXIMBANK-USA	R - 190 Q (CP II)	34,927.12	17,026.95	-	-	51,954.07
	R-244-Q (CP IV)	204,801.29	238,031.24	-	-	442,832.54
	R-244-R (CP IV CAPITALIZACIÓN)	15,824.74	1,871.49	-	-	17,696.23
		255,553.15	256,929.69	-	-	512,482.84
Sub total - Club de Paris	112,662,408.48	57,179,308.60	3,176,133.34	-	173,017,850.43	
Total Generacion - ERP	158,865,806.12	61,160,644.22	3,176,133.34	2,206,041.70	225,408,625.38	
DISTRIBUCION						
<u>Multilaterales</u>						
BID	936/SF-HO	7,202,184.46	2,914,843.33	-	-	10,117,027.79
<u>Bilaterales</u>						
FIV	Arreglo de Pagos N° I (REORG. DEUDA)	229,930.97	13,795.86	149,603.05	-	393,329.88
Total Distribucion - ERP		7,432,115.42	2,928,639.19	149,603.05	-	10,510,357.67
TRANSMISION						
<u>Multilaterales</u>						
IDA	0201-HO	2,336,298.00	-	-	113,894.53	2,450,192.53



**SERVICIO DEUDA VENCIDA Y PENDIENTE DE PAGO
 AL 31 DE ENERO 2023**

(Cifras en Dolares)

INSTITUCION FINANCIERA	NUMERO PRESTAMO	PRINCIPAL	INTERESES	INTERESES MORATORIOS	COMISIONES	TOTAL
ESPAÑA ICO	199665969 - CP III	8,915.64	2,374.78	-	-	11,290.42
	200065011 - CPIV - T1	78,790.83	121,956.28	-	-	200,747.11
	200065011 - CPIV - T2	174.62	270.29	-	-	444.91
	200065011 - CPIV - T4	5,792.99	66.04	-	-	5,859.03
		159,146.45	129,632.05	-	-	288,778.50
	01039001.0 (150688)	693,023.80	18,592.84	-	-	711,616.64
	REPROGRAMACION 01039014.0	357,663.89	-	-	-	357,663.89
	01039014.0	3,305,789.52	427,749.15	-	-	3,733,538.67
	11039001.0 (CP I)	178,667.34	8,840.93	-	-	187,508.27
	11039002.0 (CP II)	4,165,141.69	1,123,054.01	-	-	5,288,195.69
11039003.0 (CP III)	1,604,221.08	719,380.09	-	-	2,323,601.17	
11039004.1 (CP V)	24,832.36	304,193.64	-	-	329,026.00	
	10,329,339.69	2,601,810.66	-	-	12,931,150.35	
CESCE	CP I	165,056.49	4,584.38	-	-	169,640.87
	CP II	1,166,362.78	356,702.05	-	-	1,523,064.83
	CP III	706,252.90	6,179.36	-	-	712,432.26
	CP IV	37,066.73	1,817.85	-	-	38,884.57
	CP IV - DIFERIMIENTO III FASE	360,586.47	36,804.17	-	-	397,390.64
	CP IV - REORG. DEUDA BBV,BEX	3,577,740.25	200,098.41	-	-	3,777,838.66
	CP IV - REORGANIZACIÓN DEUDA	517,817.77	78,111.46	-	-	595,929.23
	CP V - DIFER. DEUDA POST CUT	2,242,321.97	186,665.52	-	-	2,428,987.49
	CP VI - RESTRUCT. DEUDA	4,571,343.36	625,347.86	-	-	5,196,691.22
		13,344,548.72	1,496,311.05	-	-	14,840,859.78
Sub total - Club de Paris		23,833,034.86	4,227,753.76	-	-	28,060,788.62
Bilaterales FIV	Arreglo de Pagos N° I (REORG. DEUDA)	205,626.84	12,337.61	133,789.73	-	351,754.19
	Arreglo de Pagos N° II (DÓLAR DEUDA)	107,815.07	5,401.53	72,815.15	-	186,031.75
Sub total - Bilaterales		313,441.91	17,739.14	206,604.88	-	537,785.93
Total Transmision - ERP		25,482,774.77	4,245,492.90	206,604.88	113,894.53	31,048,767.09
Total Deuda Interna - ERP		192,780,696.32	68,334,776.31	3,532,341.28	2,319,936.23	266,967,750.13
Deuda Interna Gobierno Central						
GENERACION						
CTA. JICA - CONV. SUBSIDIO	HO-P6	-	-	-	272,108.84	272,108.84
Total - Generacion Gobierno Central		-	-	-	272,108.84	272,108.84
DISTRIBUCION						
Banco Central de Honduras						
Bono Soberano 2017	Prestamo Bono Soberano	-	65,625,000.00	-	13,624.95	65,638,624.95
Bono Soberano 2020	Prestamo Bono Soberano	-	33,750,000.00	-	6,000.00	33,756,000.00



SERVICIO DEUDA VENCIDA Y PENDIENTE DE PAGO
AL 31 DE ENERO 2023

(Cifras en Dolares)

INSTITUCION FINANCIERA	NUMERO PRESTAMO	PRINCIPAL	INTERESES	INTERESES MORATORIOS	COMISIONES	TOTAL
Total Distribucion		3,768,077.43	105,575,800.42	-	19,624.95	109,363,502.79
TRANSMISION						
CUENTA FDO. DE CONTRAVALOR HONDURAS - ESPAÑA						
ICO	01039004.0 (030491)	6,033,209.35	-	-	-	6,033,209.35
	11039004.2 (CP V - Consol. Diferida)	3,367,489.83	-	-	-	3,367,489.83
	11039005.0 (CP VI)	114,654.54	-	-	-	114,654.54
	01039014.0	604,583.83	-	-	-	604,583.83
		10,119,937.54	-	-	-	10,119,937.54
CTA. BID - CONV. SUBSIDIA	2016/BLHO	5,952,978.78	3,734,042.07	-	-	9,687,020.85
	3103/BL-HO	2,006,374.98	3,385,582.93	-	70,880.58	5,462,838.49
	3435/BL-HO	1,134,794.02	1,835,995.22	-	241,238.24	3,212,027.48
	4598/BL-HO	-	944,544.83	-	1,471,373.05	2,415,917.89
	4599/SX-HO	-	-	-	2,160.50	2,160.50
		9,094,147.78	9,900,165.06	-	1,785,652.38	20,779,965.22
Total - Transmisión Gobierno Central		19,214,085.32	9,900,165.06	-	1,785,652.38	30,899,902.76
HOLDING						
CTA. IDA - CONV. SUBSIDIA	4536-HN	10,000,000.00	-	-	1,275,000.00	11,275,000.00
Total - Otros Gobierno Central		10,000,000.00	-	-	1,275,000.00	11,275,000.00
Total Deuda Interna Gobierno Central		32,982,162.75	115,475,965.47	-	3,352,386.17	151,810,514.39
Total General Deuda Interna		225,762,859.07	183,810,741.78	3,532,341.28	5,672,322.40	418,778,264.52
TOTAL DEUDA EXTERNA E INTERNA		225,996,256.38	183,965,711.15	3,532,341.28	5,672,322.40	419,166,631.20

FILE: INFORMES MENSUALES ENERO/2023

EL/






Gerencia de Finanzas Corporativa
Departamento de Análisis y Programación Financiera


RESUMEN DEL SERVICIO DE LA DEUDA EXTERNA E INTERNA
AL 31 DE ENERO DE 2023

	Suma de SALDO EXPRESADO EN LPS AL 31/12/2022	Suma de AJUSTES AL SALDO DEL MES ANTERIOR	Suma de CANCELACIONES	Suma de DESEMBOLSOS	Suma de AMORTIZACIONES	Suma de INTERESES PAGADOS	Suma de COMISIONES PAGADAS	Suma de REVALUACION	Suma de SALDO EXPRESADO EN LPS AL 31/01/2023
DEUDA EXTERNA	4,214,753,634.35	-	-	-	-	-	-	-6,545,447.02	4,208,208,187.33
GENERACION	4,214,753,634.35	-	-	-	-	-	-	-6,545,447.02	4,208,208,187.33
DEUDA INTERNA	67,319,544,592.70	2,651,088.13	-	88,915,186.29	-	82,581,673.50	6,785,897.51	-193,465,507.20	67,217,645,359.92
DISTRIBUCION	55,801,247,822.30	-	-	88,915,186.29	-	82,581,673.50	6,785,897.51	-175,573,654.49	55,714,589,354.10
GENERACION	5,989,007,266.79	2,651,088.13	-	-	-	-	-	-9,304,952.40	5,982,353,402.51
HOLDING	614,945,000.00	-	-	-	-	-	-	-955,000.00	613,990,000.00
TRANSMISION	4,914,344,503.61	-	-	-	-	-	-	-7,631,900.31	4,906,712,603.31
Total general	71,534,298,227.05	2,651,088.13	-	88,915,186.29	-	82,581,673.50	6,785,897.51	-200,010,954.22	71,425,853,547.25

ELABORADO POR:


EMMA E. TABORA
OFICIAL CONTABLE I
ANALISIS Y PROGRAMACION FINANCIERA

AUTORIZADO POR:


FRANCIS ELIZABETH VIVAS AMADOR
JEFE DEPARTAMENTO DE ANALISIS
Y PROGRAMACION FINANCIERA



Empresa Nacional de Energía Eléctrica
CCG, 6to nivel Edificio Cuerpo Bajo C
Tegucigalpa, M.D.C.

 HONDURAS
GOBIERNO DE LA REPUBLICA



Gerencia de Finanzas Corporativa
Departamento de Análisis y Programación Financiera

SERVICIO DE LA DEUDA EXTERNA E INTERNA
AL 31 DE ENERO DE 2023

	Suma de SALDO EXPRESADO EN LPS AL 31/12/2022	Suma de AJUSTES AL SALDO DEL MES ANTERIOR	Suma de CANCELACIONES	Suma de DESEMBOLSOS	Suma de AMORTIZACIONES	Suma de INTERESES PAGADOS	Suma de COMISIONES PAGADAS	Suma de REVALUACION	Suma de SALDO EXPRESADO EN LPS AL 31/01/2023
DEUDA EXTERNA	4,214,753,634.35	-	-	-	-	-	-	-6,545,447.02	4,208,208,187.33
GENERACION	4,214,753,634.35	-	-	-	-	-	-	-6,545,447.02	4,208,208,187.33
BNP									
BNP	240,982.00	5,741,060.35	-	-	-	-	-	-8,915.78	5,732,144.57
INDUSTRIAL AND COMMERCIAL BANK OF CHINA									
ICBC									
INDUSTRIAL AND COMMERCIAL BANK OF CHINA	4,165,863,613.54	-	-	-	-	-	-	-6,469,521.26	4,159,394,092.28
SUIZA									
SUIZA									
CP V	2,484,369.47	-	-	-	-	-	-	-3,858.29	2,480,511.18
CP VI	40,664,590.99	-	-	-	-	-	-	-63,151.70	40,601,439.30
DEUDA INTERNA	67,319,544,592.70	2,651,088.13	-	88,915,186.29	-	82,581,673.50	6,785,897.51	-193,465,507.20	67,217,645,359.92
DISTRIBUCION	55,801,247,822.30	-	-	88,915,186.29	-	82,581,673.50	6,785,897.51	-175,573,654.49	55,714,589,354.10
BANCA PRIVADA									
FICOHSA - BANCO AGENTE									
PTAMO SINDICADO II - 2018 (L.6,500.0MM)	1,715,000,000.00	-	-	-	-	-	-	-2,663,368.27	1,712,336,631.73
BCH									
BONOS RBCP-2016									
ISIN HNENEE 00083-5	1,215,330,000.00	-	-	-	-	82,581,673.50	418,613.67	-1,887,388.55	1,213,442,611.45
BONOS VGE - 2019									
ISIN HNENEE00012-4	703,756,000.00	-	-	-	-	-	244,359.72	-1,092,922.10	702,663,077.90
ISIN HNENEE00018-1	1,070,000,000.00	-	-	-	-	-	371,527.78	-1,661,693.32	1,068,338,306.68
ISIN HNENEE00024-9	983,412,000.00	-	-	-	-	-	341,462.50	-1,527,223.51	981,884,776.49
ISIN HNENEE00034-8	7,500,000.00	-	-	-	-	-	2,604.17	-11,647.38	7,488,352.62
ISIN HNENEE00040-5	161,356,000.00	-	-	-	-	-	56,026.39	-250,583.35	161,105,416.65
ISIN HNENEE00048-8	1,796,602,000.00	-	-	-	-	-	623,820.14	-2,790,094.90	1,793,811,905.10
ISIN HNENEE00058-7	612,122,000.00	-	-	-	-	-	212,542.36	-950,615.93	611,171,384.07
BONOS VGE - 2020									
ISIN HNENEE00064-5	1,014,000,000.00	-	-	-	-	-	349,266.67	-1,574,726.20	1,012,425,273.80
ISIN HNENEE00066-0	1,651,000,000.00	-	-	-	-	-	568,677.78	-2,563,977.27	1,648,436,022.73
ISIN HNENEE00072-8	758,300,000.00	-	-	-	-	-	261,192.22	-1,177,628.08	757,122,371.92
ISIN HNENEE00076-9	621,000,000.00	-	-	-	-	-	213,900.00	-964,403.32	620,035,596.68
ISIN HNENEE00077-7	300,000,000.00	-	-	-	-	-	103,333.33	-465,895.32	299,534,104.68
ISIN HNENEE00084-3	164,000,000.00	-	-	-	-	-	56,488.89	-254,689.44	163,745,310.56
ISIN HNENEE00085-0	150,000,000.00	-	-	-	-	-	51,666.67	-232,947.66	149,767,052.34



Empresa Nacional de Energía Eléctrica
CCG, 6to nivel Edificio Cuerpo Bajo C
Tegucigalpa, M.D.C.

HONDURAS
GOBIERNO DE LA REPUBLICA



Gerencia de Finanzas Corporativa
Departamento de Análisis y Programación Financiera

SERVICIO DE LA DEUDA EXTERNA E INTERNA
AL 31 DE ENERO DE 2023

	Suma de SALDO EXPRESADO EN LPS AL 31/12/2022	Suma de AJUSTES AL SALDO DEL MES ANTERIOR	Suma de CANCELACIONES	Suma de DESEMBOLSOS	Suma de AMORTIZACIONES	Suma de INTERESES PAGADOS	Suma de COMISIONES PAGADAS	Suma de REVALUACION	Suma de SALDO EXPRESADO EN LPS AL 31/01/2023
BONOS VGE - 2021									
INTERESES CORRIDOS VGE-2021	-	-	-	-	-	-	-	-	-
INTERESES CORRIDOS VGE-2021 109-8	-	-	-	-	-	-	-	-	-
INTERESES CORRIDOS VGE-2021 103-1	-	-	-	-	-	-	-	-	-
ISIN HNENEE00096-7	150,000,000.00	-	-	-	-	-	52,291.66	-232,947.66	149,767,052.34
ISIN HNENEE00098-3	1,413,141,000.00	-	-	-	-	-	486,748.57	-2,194,585.95	1,410,946,414.05
ISIN HNENEE00099-1	565,000,000.00	-	-	-	-	-	194,611.11	-877,436.19	564,122,563.81
ISIN HNENEE00103-1	5,210,000,000.00	-	-	-	-	-	1,815,444.44	-8,091,048.79	5,201,908,951.21
ISIN HNENEE00109-8	1,075,000,000.00	-	-	-	-	-	361,319.44	-1,669,458.24	1,073,330,541.76
GOBIERNO CENTRAL									
BID									
1584/SF-HO	364,566,566.07	-	-	-	-	-	-	-566,166.19	364,000,399.88
ERP									
936/SF-HO	324,580,820.65	-	-	-	-	-	-	-504,069.05	324,076,751.61
Arreglo de Pagos N° I	5,655,795.98	-	-	-	-	-	-	-8,783.36	5,647,012.62
GOH									
BONO SOBERANO	12,453,644,013.27	-	-	-	-	-	-	-19,340,315.04	12,434,303,698.23
BONO SOBERANO 2020	14,720,800,713.08	-	-	-	-	-	-	-22,861,174.06	14,697,939,539.03
PTAMO TEMPORAL	4,553,496,299.16	-	-	-	-	-	-	-7,071,508.78	4,546,424,790.38
SEFIN - EXIMBANK CHINA No. 6021583003	1,817,542,318.41	-	-	-	-	-	-	-2,822,614.89	1,814,719,703.52
TGR									
CUT - LPS	-	-	-	88,915,186.29	-	-	-	-88,915,186.29	-
CUT - USD	23,156,368.92	-	-	-	-	-	-	-35,961.48	23,120,407.44
PRIVADO									
EEH									
EEH - REEMBOLSO INVERSIONES AÑO II	201,285,926.75	-	-	-	-	-	-	-312,593.91	200,973,332.84
GENERACION	5,989,007,266.79	2,651,088.13						-9,304,952.40	5,982,353,402.51
GOBIERNO CENTRAL									
ERP									
	197,965,593.00	161,362,685.22	-	-	-	-	-	-250,593.74	161,112,091.48
	199,165,713.00	21,120,770.63	-	-	-	-	-	-32,800.23	21,087,970.40
0116-HO		37,282,741.32	-	-	-	-	-	-57,899.52	37,224,841.80
0989-HO		332,070,300.00	-	-	-	-	-	-515,700.00	331,554,600.00
199165614 - Club de Paris I		1,141,396.95	-	-	-	-	-	-1,772.57	1,139,624.38
199365586 - Club de Paris II		586,788.89	-	-	-	-	-	-911.31	585,877.58
199665969 - Club de Paris III		377,266.67	-	-	-	-	-	-585.97	376,680.70
200065011 - CPV - T1		8,352,186.57	-	-	-	-	-	-12,970.82	8,339,215.76



Empresa Nacional de Energía Eléctrica
CCG, 6to nivel Edificio Cuerpo Bajo C
Tegucigalpa, M.D.C.

HONDURAS
GOBIERNO DE LA REPUBLICA



Gerencia de Finanzas Corporativa
Departamento de Análisis y Programación Financiera

SERVICIO DE LA DEUDA EXTERNA E INTERNA
AL 31 DE ENERO DE 2023

	Suma de SALDO EXPRESADO EN LPS AL 31/12/2022	Suma de AJUSTES AL SALDO DEL MES ANTERIOR	Suma de CANCELACIONES	Suma de DESEMBOLSOS	Suma de AMORTIZACIONES	Suma de INTERESES PAGADOS	Suma de COMISIONES PAGADAS	Suma de REVALUACION	Suma de SALDO EXPRESADO EN LPS AL 31/01/2023
200065011 - CPIV - T2	6,898.89	-	-	-	-	-	-	-10.71	6,888.17
200065011 - CPIV - T3	333,485.35	-	-	-	-	-	-	-517.90	332,967.45
200065011 - CPIV - T4	52,703.45	-	-	-	-	-	-	-81.85	52,621.60
2417-HO	290,560,648.12	-	-	-	-	-	-	-451,236.10	290,109,412.02
572/SF-HO	779,771,577.31	-	-	-	-	-	-	-1,210,973.11	778,560,604.20
CP I	10,773,926.24	-	-	-	-	-	-	-16,731.74	10,757,194.50
CP II	91,331,848.08	-	-	-	-	-	-	-141,836.94	91,190,011.14
CP IV	98,529,730.25	-	-	-	-	-	-	-153,015.14	98,376,715.11
CP IV - CAPITALIZACIÓN	5,262,294.86	-	-	-	-	-	-	-8,172.26	5,254,122.60
HERMES 1era. Capitalización CP IV	1,682,412.06	-	-	-	-	-	-	-2,612.76	1,679,799.30
HERMES 2da. Capitalización CP IV	5,189,865.83	-	-	-	-	-	-	-8,059.78	5,181,806.05
HERMES 3ra. Capitalización CP IV	414,276.05	-	-	-	-	-	-	-643.36	413,632.69
HERMES CP I	13,151,723.32	-	-	-	-	-	-	-20,424.42	13,131,298.90
HERMES CP II	45,808,510.13	-	-	-	-	-	-	-71,139.90	45,737,370.23
HERMES CP III	4,979,084.11	-	-	-	-	-	-	-7,732.44	4,971,351.67
HERMES CP IV	99,854,067.41	-	-	-	-	-	-	-155,071.81	99,698,995.60
HO - P1	669,017,921.35	-	-	-	-	-	-	-1,038,974.40	667,978,946.95
HO - R1 (CP I)	149,034,658.67	-	-	-	-	-	-	-231,448.50	148,803,210.17
HO - R2 (CP II)	443,088,661.97	-	-	-	-	-	-	-688,109.75	442,400,552.23
HO - R3 (CP III)	60,071,448.32	-	-	-	-	-	-	-93,290.01	59,978,158.30
HO - R4 (CP IV)	823,942,035.74	-	-	-	-	-	-	-1,279,569.14	822,662,466.60
HOND 1 (CP I)	19,786,206.21	-	-	-	-	-	-	-30,727.67	19,755,478.54
HOND 2 (CP II)	163,390,956.86	-	-	-	-	-	-	-253,743.61	163,137,213.25
HOND 3 (CP III)	38,466,145.74	-	-	-	-	-	-	-59,737.32	38,406,408.42
HOND 4 (CP IV 1era. CAPITAL.)	5,062,731.49	-	-	-	-	-	-	-7,862.34	5,054,869.15
HOND 4 (CP IV 2da. CAPITAL.)	249,109.55	-	-	-	-	-	-	-386.86	248,722.68
HOND 4 (CP IV)	437,729,720.61	-	-	-	-	-	-	-679,787.55	437,049,933.06
R - 190 Q (CP II)	859,130.31	-	-	-	-	-	-	-1,334.22	857,796.10
R1 - (CP I)	173,938,661.46	-	-	-	-	-	-	-270,124.03	173,668,537.43
R2 - (CP II - CAPITAL.)	11,824,353.47	-	-	-	-	-	-	-18,363.04	11,805,990.44
R2 - (CP II)	183,462,453.13	-	-	-	-	-	-	-284,914.33	183,177,538.80
R-244-Q (CP IV)	5,956,090.63	-	-	-	-	-	-	-9,249.72	5,946,840.91
R-244-R (CP IV CAPITALIZACIÓN)	389,253.79	-	-	-	-	-	-	-604.51	388,649.28
R3 - (CP III - CAPITAL.)	1,577,306.47	-	-	-	-	-	-	-2,449.53	1,574,856.94
R3 - (CP III)	23,188,957.37	-	-	-	-	-	-	-36,012.09	23,152,945.28
R4 - (CP IV 2,005 MM)	415,218,956.02	-	-	-	-	-	-	-644,828.57	414,574,127.45
R4 - (CP IV 201 MM)	41,807,623.06	-	-	-	-	-	-	-64,926.59	41,742,696.48



Empresa Nacional de Energía Eléctrica
CCG, 6to nivel Edificio Cuerpo Bajo C
Tegucigalpa, M.D.C.

HONDURAS
GOBIERNO DE LA REPUBLICA



Gerencia de Finanzas Corporativa
Departamento de Análisis y Programación Financiera

SERVICIO DE LA DEUDA EXTERNA E INTERNA
AL 31 DE ENERO DE 2023

	Suma de SALDO EXPRESADO EN LPS AL 31/12/2022	Suma de AJUSTES AL SALDO DEL MES ANTERIOR	Suma de CANCELACIONES	Suma de DESEMBOLSOS	Suma de AMORTIZACIONES	Suma de INTERESES PAGADOS	Suma de COMISIONES PAGADAS	Suma de REVALUACION	Suma de SALDO EXPRESADO EN LPS AL 31/01/2023
R4 - (CP IV 2da FASE)	15,104,759.45	-	-	-	-	-	-	-23,457.46	15,081,302.00
R4 - (CP IV 3era FASE)	19,386,166.84	-	-	-	-	-	-	-30,106.41	19,356,060.42
SERV - CP II	52,688,384.32	-	-	-	-	-	-	-81,824.24	52,606,560.08
SERV - CP III	39,601,196.45	-	-	-	-	-	-	-61,500.04	39,539,696.41
SERV - CP IV	20,288,702.25	-	-	-	-	-	-	-31,508.28	20,257,193.97
SERV - DIFERIMIENTO CPIV	154,080.74	-	-	-	-	-	-	-239.28	153,841.45
JICA									
CONVENIO SUBSIDIARIO JICA HO-P6	163,724,406.82	2,651,088.13	-	-	-	-	-	-258,378.55	166,117,116.40
HOLDING	614,945,000.00	-	-	-	-	-	-	-955,000.00	613,990,000.00
GOBIERNO CENTRAL									
IDA									
4536-HO	614,945,000.00	-	-	-	-	-	-	-955,000.00	613,990,000.00
TRANSMISION	4,914,344,503.61	-	-	-	-	-	-	-7,631,900.31	4,906,712,603.31
GOBIERNO CENTRAL									
BID									
2016/BL-HO	691,807,891.33	-	-	-	-	-	-	-1,074,366.87	690,733,524.45
3103/BL-HO	564,027,554.00	-	-	-	-	-	-	-875,926.00	563,151,628.00
3435/BL-HO	565,749,400.00	-	-	-	-	-	-	-878,600.00	564,870,800.00
4598/BL-HO	1,935,920,653.40	-	-	-	-	-	-	-3,006,454.60	1,932,914,198.80
4599/SX-HO	66,414,060.00	-	-	-	-	-	-	-103,140.00	66,310,920.00
ERP									
01039014.0	133,061,159.56	-	-	-	-	-	-	-206,641.91	132,854,517.65
01039001.0 (150688)	17,046,860.94	-	-	-	-	-	-	-26,473.51	17,020,387.43
0201-HO	57,467,791.06	-	-	-	-	-	-	-89,246.58	57,378,544.48
11039001.0 (CP I)	4,394,823.56	-	-	-	-	-	-	-6,825.09	4,387,998.47
11039002.0 (CP II)	128,162,774.74	-	-	-	-	-	-	-199,034.74	127,963,740.00
11039003.0 (CP III)	73,826,584.61	-	-	-	-	-	-	-114,651.54	73,711,933.07
11039004.1 (CP V)	26,557,454.33	-	-	-	-	-	-	-41,243.31	26,516,211.02
199165614 - Club de Paris I	1,141,396.95	-	-	-	-	-	-	-1,772.57	1,139,624.38
199365586 - Club de Paris II	586,788.92	-	-	-	-	-	-	-911.34	585,877.58
199665969 - Club de Paris III	377,266.86	-	-	-	-	-	-	-585.91	376,680.95
200065011 - CPIV - T1	22,827,810.05	-	-	-	-	-	-	-35,451.23	22,792,358.82
200065011 - CPIV - T2	50,591.85	-	-	-	-	-	-	-78.57	50,513.28
200065011 - CPIV - T4	142,494.86	-	-	-	-	-	-	-221.29	142,273.57
Arreglo de Pagos N° I	5,057,967.95	-	-	-	-	-	-	-7,854.95	5,050,113.01
Arreglo de Pagos N° II	2,652,013.44	-	-	-	-	-	-	-4,118.54	2,647,894.90
CP I	4,060,026.51	-	-	-	-	-	-	-6,305.16	4,053,721.35



Empresa Nacional de Energía Eléctrica
CCG, 6to nivel Edificio Cuerpo Bajo C
Tegucigalpa, M.D.C.

HONDURAS
GOBIERNO DE LA REPUBLICA



Gerencia de Finanzas Corporativa
Departamento de Análisis y Programación Financiera

SERVICIO DE LA DEUDA EXTERNA E INTERNA
AL 31 DE ENERO DE 2023

	Suma de SALDO EXPRESADO EN LPS AL 31/12/2022	Suma de AJUSTES AL SALDO DEL MES ANTERIOR	Suma de CANCELACIONES	Suma de DESEMBOLSOS	Suma de AMORTIZACIONES	Suma de INTERESES PAGADOS	Suma de COMISIONES PAGADAS	Suma de REVALUACION	Suma de SALDO EXPRESADO EN LPS AL 31/01/2023
CP II	28,689,958.21	-	-	-	-	-	-	-44,555.06	28,645,403.15
CP III	17,372,267.55	-	-	-	-	-	-	-26,978.86	17,345,288.69
CP IV	911,759.94	-	-	-	-	-	-	-1,415.95	910,343.99
CP IV - DIFERIMIENTO III FASE	8,869,633.87	-	-	-	-	-	-	-13,774.40	8,855,859.47
CP IV - REORG. DEUDA BBV,BEX	88,004,539.01	-	-	-	-	-	-	-136,669.68	87,867,869.33
CP IV - REORGANIZACIÓN DEUDA	43,835,858.35	-	-	-	-	-	-	-68,076.25	43,767,782.10
CP V - DIFER. DEUDA POST CUT	55,156,187.41	-	-	-	-	-	-	-85,656.70	55,070,530.71
CP VI - RESTRUCT. DEUDA	112,444,989.80	-	-	-	-	-	-	-174,625.32	112,270,364.48
REPROGRAMACION 01039014.0	8,797,744.86	-	-	-	-	-	-	-13,662.76	8,784,082.10
FDO. CONTRAVALOR HONDURAS-ESPAÑA									
ICO 01039004.0 (030491)	148,403,676.83	-	-	-	-	-	-	-230,468.60	148,173,208.24
ICO 01039014.0	14,871,432.13	-	-	-	-	-	-	-23,095.10	14,848,337.03
ICO 11039004.2 (CPV - CONSOL. DIFER.)	82,832,841.26	-	-	-	-	-	-	-128,638.11	82,704,203.15
ICO 11039005.0 (CP VI)	2,820,249.46	-	-	-	-	-	-	-4,379.80	2,815,869.66
Total general	71,534,298,227.05	2,651,088.13	-	88,915,186.29	-	82,581,673.50	6,785,897.51	-200,010,954.22	71,425,853,547.25



Empresa Nacional de Energía Eléctrica
CCG, 6to nivel Edificio Cuerpo Bajo C
Tegucigalpa, M.D.C.

