



Empresa Nacional
de Energía Eléctrica




MEMORANDO DDC 1133-IX-2022

PARA: Abog. Isis Perdomo
Jefe de Unidad de Transparencia y Lucha Contra la Corrupción

DE: Departamento de Contabilidad

ASUNTO: Balance General mes de Julio y agosto de 2022

FECHA: 23 de septiembre de 2022



Por medio de la presente se adjunta Balance General correspondiente al mes de **julio y agosto de 2022** de la Empresa Nacional de Energía Eléctrica (ENEE), para que sea publicado en el Portal de Transparencia.

Dichos documentos fueron recibidos el día de hoy en la Gerencia de Finanzas Corporativas, debido a que los mismos se encontraban en proceso de revisión y firma por parte de nuestras autoridades superiores.

Atentamente,


Lic. Melvin Alemán

Departamento de Contabilidad




Lic. Ana Aguilar V.

Gerente de Finanzas Corporativas por
Delegación



- Archivo
- ME/GIF


EMPRESA NACIONAL DE ENERGIA ELECTRICA
BALANCE DE SITUACION FINANCIERA CONDENSADO
AL 31 DE AGOSTO DE 2022 (Cifras expresadas en Lempiras)

DESCRIPCION	AGOSTO 2022	AGOSTO 2021	AGOSTO 2020	DESCRIPCION	AGOSTO 2022	AGOSTO 2021	AGOSTO 2020
1. Activo				2. PATRIMONIO Y PASIVO			
Activo Corriente				2.1. Patrimonio Neto			
111. Disponibilidades	1,160,788,712.98	1,030,011,345.29	130,777,367.69	Resultado Pérdida acumulada del ejercicio	4,217,366,796.08	3,519,718,335.88	697,648,460.20
113. Cuentas y Documentos por cobrar	14,546,398,295.36	11,942,992,942.15	2,603,405,353.21	316. Déficit acumulado	70,215,520,370.38	62,779,629,634.80	7,435,890,735.58
Total Activo Corriente	15,707,187,008.34	12,973,004,287.44	2,734,182,720.90	312. Transferencias de capital recibidas	-9,782,785,903.14	-9,783,690,122.22	904,219.08
Activo No Corriente				313. Revaluación de Activos	-4,384,234,000.00	-4,384,234,000.00	-
115. Materiales y Suministros	626,715,666.94	596,259,846.89	30,455,820.05	314. Condonación de la Deuda	-1,536,846,990.19	-1,536,846,990.19	-
112. Inversiones Financieras	165,256,818.03	161,419,868.03	3,836,950.00	315. Aporte de Organismos Internacionales	-23,714,442.35	-23,714,442.35	-
116. Otros activos	80,773,606.94	84,237,944.08	-3,464,337.14	Capital Propio	-1,721,121,046.87	-1,721,121,046.87	-
Total Activo No Corriente	872,746,091.91	841,917,659.00	30,828,432.91	Total Patrimonio	56,984,184,783.91	48,849,741,369.05	8,134,443,414.86
Propiedad, Planta y Equipo				Pasivo			
190. En Servicio Neto	7,411,716,209.72	7,097,074,415.79	314,641,793.93	Pasivo corriente	-36,519,252,006.49	-27,893,872,102.04	-8,625,379,904.45
170. En Construcción	14,762,391,801.07	15,121,585,374.05	-359,193,572.98	211. Cuentas por pagar proveedores	-21,330,938,230.45	-13,841,614,231.94	-7,489,323,998.51
Total Propiedad, Planta y Equipo	22,174,108,010.79	22,218,659,789.84	44,551,779.05	212. Deuda Externa e interna de corto plazo	-5,396,544,837.07	-5,404,633,039.41	8,088,202.34
Activos a Largo Plazo				213. Deuda Externa e interna de corto plazo Mora	-5,395,939,751.85	-4,954,963,333.66	-440,976,418.19
Descuento Refinanciamiento Bonos	-	-	0.00	214. Intereses por pagar deuda externa e interna CP	-716,007,962.45	-756,923,807.04	40,915,844.59
Otros Documentos por cobrar	-	-	0.00	215. Intereses por pagar deuda externa e interna	-3,679,821,224.67	-2,935,737,689.99	-744,083,534.68
Activos Diferidos	31,937,644.13	34,479,091.63	-2,541,447.50	Pasivo a Largo Plazo	-59,250,911,532.59	-57,023,930,094.92	-2,226,981,437.67
Total activo a Largo Plazo	31,937,644.13	34,479,091.63	-2,541,447.50	221. Deuda externa e interna Largo Plazo	-53,945,951,270.77	-51,733,323,855.25	-2,212,627,415.52
Suma El activo	38,785,978,755.17	36,068,060,827.91	2,717,917,927.26	223. Otros documentos por pagar	-100,889,592.21	-889,592.21	-100,000,000.00
				224. Depósitos de abonados	-686,122,966.61	-497,064,152.00	-189,058,814.61
				226. Pasivo Laboral por pagar	-844,080,135.38	-775,786,646.82	-68,293,488.56
				231. Otros Pasivos	-3,673,867,567.62	-4,016,865,848.64	342,998,281.02
				Total Pasivo	-95,770,163,539.08	-84,917,802,196.96	-10,852,361,342.12
				Suma El Pasivo y Patrimonio	-38,785,978,755.17	-36,068,060,827.91	-2,717,917,927.26

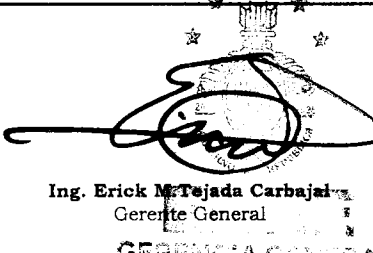
Lic. Melvin Alemán
Departamento de Contabilidad



Lic. Ana Lourdes Amador
Gerente de Finanzas Corporativas



Ing. Erick M. Tejada Carbajal
Gerente General



GERENCIA GENERAL

EMPRESA NACIONAL DE ENERGIA ELECTRICA
BALANZA DE COMPROBACIÓN
SALDOS AL 31 DE AGOSTO DE 2022 (CIFRAS EXPRESADAS EN LEMPIRAS)

Soc.	Cta.mayor	Texto breve	Arrastre de saldos	Saldo per. anteriores	Período de informe debe	Saldo Haber per.inf.	Saldo acumulado
HN01	1131430000	CXC DEC 02-2013	11,072,038.38	-	1,768,859.99	-	12,840,898.37
HN01	1131440000	CXC DESC TERC EDAD	783,667,484.39	-	210,800,325.54	1,154,073.21	993,313,736.72
HN01	1131450000	CXC DESC ASILO ANCI	12,491,237.84	-	2,838,290.55	840.64	15,328,687.75
HN01	1131460000	CXC DEC 171-2019	279,845,602.28	-	-	-	279,845,602.28
HN01	1131470000	CXC DEC 171-2019	412,303,150.85	-	6,644.00	3,722.47	412,306,072.38
HN01	1131480000	CXC DEC 31-2017	20,124.19	-	277,675.53	-	297,799.72
HN01	1131510000	CXC DEC 2-2022	-	-	2,093,597,065.17	1,568,968,144.75	524,628,920.42
HN01	1132411100	Falt x C Inv en Proc	3,834,870.55	-	281,791.11	1,505,196.80	2,611,464.86
HN01	1133110000	Falt X C Maj de Inv	51,888,304.93	-	-	-	51,888,304.93
HN01	1133320000	var ctas X cobrar	15,615,000.77	-	-	-	15,615,000.77
HN01	1133332000	Cx C SAR	54,904,929.32	-	-	-	54,904,929.32
HN01	1133340000	Ctas Emb X Prest	-	-	647,705,685.04	642,403,722.65	5,301,962.39
HN01	1133355000	cx Reseva Prestamo	37,431,512.45	-	-	-	37,431,512.45
HN01	1133356000	cx Embargos Cuentas	59,514,614.52	-	-	-	59,514,614.52
HN01	1133357000	CTAS/ COBRAR FICOSHA	34,106,848.08	-	-	-	34,106,848.08
HN01	1133361000	Fal Rep Mat Tega	13,808,844.65	-	-	-	13,808,844.65
HN01	1133362000	Fal Rep Mat C Sur	3,035,436.59	-	48,944.60	82,573.51	3,001,807.68
HN01	1133363000	Fal Rep Mat Noroc	-251,760.86	-	92,536.65	175,190.92	-334,415.13
HN01	1133365200	Fal Rec Bco. Atlanti	31,249,999.91	-	-	-	31,249,999.91
HN01	1133371000	Plan Med Em Tega	-542,358.39	-	623,177.12	101,881.26	-21,062.53
HN01	1133460000	Desembolsos por Cobr	1,166,783,955.31	-	210,552,379.18	547,672,881.30	829,663,453.19
HN01	1133463000	Desembolsos por Cobr	107,623,738.79	-	-	5,567,853.49	102,055,885.30
HN01	1133510000	Otras x C Int Nic En	247,964,675.01	-	-	-	247,964,675.01
HN01	1133520000	Otras x C IHRE Panam	1,073,760.91	-	-	-	1,073,760.91
HN01	1133530000	Otras x C RECO	26,157,458.45	-	-	-	26,157,458.45
HN01	1133540000	O C EPR SIEPA B 2016	88,784,630.62	-	1,083,961.89	2,168,793.75	87,699,798.76
HN01	1133550000	O x C StandFruit Co	88,963,304.96	-	-	-	88,963,304.96
HN01	1133570000	O C x C Ag Ad Ferr N	619,072.63	-	-	-	619,072.63
HN01	1133630000	Retenc. Recaudacion	743,674.17	-	-	-	743,674.17
HN01	1133740000	Reserva Pago	645,280,752.21	-	24,700,000.00	656,347,222.02	13,633,530.19
HN01	1133750000	PTMO SINDIII (2018)	283,136,110.49	-	465,200,000.00	625,073,610.89	123,262,499.60
HN01	1133770000	DUCTOS EMISION BONOS	9,472,014.70	-	-	1,496,616.47	7,975,398.23
HN01	1133780000	DUCTOS EMISION BONOS	29,416,439.73	-	45,256.35	3,293,281.07	26,168,415.01
HN01	1133790000	DUCTOS EMISION BONOS	5,527,383.77	-	-	609,298.14	4,918,085.63
HN01	1134110000	Pv P/ c Dud C Ab Rs	-6,226,288,289.10	-	959,268,824.06	1,290,478,616.43	-6,557,498,081.47
HN01	1134120000	Pv P/ c Dud C Ab Ind	-51,661,990.38	-	261,299.88	775,879.62	-52,176,570.12
HN01	1134130000	Pv P/ c Dud C Ab Com	-2,986,920,749.29	-	39,664,157.27	96,933,850.37	-3,044,190,442.39
HN01	1134140000	Pv P/c Dud Int Nic E	-247,964,675.01	-	-	-	-247,964,675.01
HN01	1134150000	Pv P/c Dud Int IHRE	-1,073,760.91	-	-	-	-1,073,760.91
HN01	1134160000	Pv P/c Dud RECO	-26,157,458.45	-	-	-	-26,157,458.45
HN01	1134180000	Pv P/c Dud Stand FC	-88,963,304.96	-	-	-	-88,963,304.96
HN01	1134220000	Pv P/int X Contr Deu	-99,669,459.83	-	92,937,021.89	163,116,824.97	-169,849,262.91
HN01	1134230000	RVA. COM. GTIA. BANCA	21,389,978.55	-	-	-	21,389,978.55
HN01	1134240000	RESERVA SOBREGIRO	42,342,026.95	-	-	-	42,342,026.95
HN01	1134250000	RVA. REEMB. INV. 2AÑO	142,338,601.29	-	246,703,999.25	354,998,905.51	34,043,695.03
HN01	1134260000	RVA. REEMB. M/O 2AÑO	102,952,771.43	-	59,657,549.13	-	162,610,320.56
HN01	1136110000	Ant Prov nacionales	6,360,613.91	-	-	-	6,360,613.91
HN01	1136120000	Ant Prov Extraj	164,141,666.47	-	1,505,233.57	37,331,890.67	128,315,009.37
HN01	1136911000	Antc P/ Gst Vje CS	62,187.95	-	-	937.50	61,250.45
HN01	1136912000	Antc P/ Gst Vje NO	606,490.85	-	27,364.54	202,672.62	431,182.77
HN01	1136913000	Antc P/ Gst Vje Atl	53,250.00	-	-	-	53,250.00
HN01	1136914000	Antc P/ Gst Vje Cntr	133,978.70	-	75,059.74	60,731.22	148,307.22
HN01	1136921000	Antc P/ Gst Vje CS	23,509.27	-	-	-	23,509.27
HN01	1136922000	Antc P/ Gst Vje NO	347,613.08	-	2,031.25	4,812.50	344,831.83
HN01	1136923000	Antc P/ Gst Vje Atl	-2,462.50	-	-	-	-2,462.50
HN01	1136924000	Antc P/ Gst Vje Cntr	199,502.59	-	1,937.50	2,150.00	199,290.09
HN01	1137100000	Antc Gastos Varios	40,156,149.70	-	22,970,451.80	34,381,692.09	28,744,909.41
HN01	1139100000	Ctas X Liq Dec Ct M	-	-	76,523,142.56	76,523,142.56	-
HN01	1139200000	Ctas X Liq Aguin	-	-	11,931.98	11,931.98	-
HN01	1151000000	Inv Mat y Sums	180,508,160.82	-	1,206,818,955.31	1,187,997,927.01	199,329,189.12
HN01	1152000000	Inv Mat y Sum Prys	62,836,127.01	-	9,455,108.15	21,752,809.67	50,538,425.49
HN01	1153000000	Inv Repuestos	267,265,183.47	-	10,590,443.65	13,899,009.13	263,956,617.99
HN01	1154000000	Inv Rp Prys	19,770,282.74	-	-	70,012.35	19,700,270.39
HN01	1155100000	Inv Cmb uso Gral	2,160,639.83	-	13,065,895.75	12,709,019.06	2,517,516.52
HN01	1155300000	Inv Comb Generacion	110,123,663.48	-	-	-	110,123,663.48
HN01	1158200000	PROVISION POR OBSOLE	-19,450,016.05	-	-	-	-19,450,016.05
HN01	1161260000	Cx C Anticipo	1,250,000.00	-	-	-	1,250,000.00
HN01	1162210000	Dep en Garan MER	103,382,347.65	-	58,193,021.18	82,051,761.89	79,523,606.94
HN01	1311000000	Cst H terrenos	482,104,664.93	-	27,106,815.71	-	509,211,480.64
HN01	1312000000	Revaluó de Terrenos	41,439,412.79	-	-	-	41,439,412.79
HN01	1321000000	Cst H Edificios	139,428,387.04	-	-	-	139,428,387.04
HN01	1322000000	Revaluó de Edificios	205,245,859.71	-	-	-	205,245,859.71
HN01	1329100000	Depr Cst H Ed	-90,136,808.01	-	-	1,609,822.04	-91,746,630.05
HN01	1329200000	Depr Reval Edificios	-114,894,650.68	-	-	2,453,935.50	-117,348,586.18
HN01	1341110000	Cst H Hid Cajón	1,692,206,230.52	-	-	-	1,692,206,230.52
HN01	1341120000	Cst Rv Ctr Hid Cajón	16,522,041,260.68	-	-	-	16,522,041,260.68
HN01	1341131000	Depr Cst H Cajón	-1,179,876,397.26	-	-	16,836,245.53	-1,196,712,642.79
HN01	1341132000	Dep Rv Ctr El Cajón	-16,099,460,553.28	-	-	33,752,170.00	-16,133,212,723.28
HN01	1341210000	Cst H Ctr Patucall	20,585.00	-	-	-	20,585.00
HN01	1341231000	Depr Cst H Patucall	-21.23	-	-	169.83	-191.06
HN01	1341310000	Cst H Cpj Hidr Cañav	594,843,711.48	-	-	-	594,843,711.48
HN01	1341320000	Cst Rv Cpj Hidr Cañav	5,829,787,670.77	-	-	-	5,829,787,670.77
HN01	1341331000	Depr Cst H Cañaveral	-588,724,364.85	-	-	27,903.80	-588,752,268.65
HN01	1341332000	Depr Reval Cañaveral	-5,771,489,794.17	-	-	-	-5,771,489,794.17
HN01	1341410000	Cst H Pry Hidr Nisp	118,098,851.76	-	-	-	118,098,851.76
HN01	1341420000	Cst Rv Pry Hidr Nisp	1,156,542,888.24	-	-	-	1,156,542,888.24

EMPRESA NACIONAL DE ENERGÍA ELÉCTRICA
BALANZA DE COMPROBACIÓN
SALDOS AL 31 DE AGOSTO DE 2022 (CIFRAS EXPRESADAS EN LEMPIRAS)

Soc.	Cta. mayor	Texto breve	Arrastre de saldos	Saldo per. anteriores	Período de informe debe	Saldo Haber per. inf.	Saldo acumulado
HN01	1341431000	Depr Cst H El Nísp	-116,831,122.36	-	-	748.56	-116,831,870.92
HN01	1341432000	Dep Rv El Nísp	-907,250,579.61	-	-	9,536,832.18	-916,787,411.79
HN01	1341510000	Cst H Sta M Real	3,393,548.14	-	-	-	3,393,548.14
HN01	1341520000	Cst Rv Sta m Real	33,044,082.50	-	-	-	33,044,082.50
HN01	1341531000	Dep A Cst H S M Real	-2,721,963.63	-	-	24,456.49	-2,746,420.12
HN01	1341532000	Dep Rv Sta M Real	-32,713,641.68	-	-	-	-32,713,641.68
HN01	1342310000	Cst H Plnt Térm Ce	106,903,241.94	-	-	-	106,903,241.94
HN01	1342320000	Cst Rev Plnt Térm Ce	614,047,064.52	-	-	-	614,047,064.52
HN01	1342331000	Depr Cst H Plnt Ceib	-105,546,163.41	-	-	19,555.41	-105,565,718.82
HN01	1342332000	Dep Rv Plnt La Ceiba	-607,906,590.61	-	-	-	-607,906,590.61
HN01	1351100000	Cst H Líneas Trs N	1,583,103,246.04	-	-	-	1,583,103,246.04
HN01	1351200000	Cst Rev Líneas Trs N	4,410,342,527.11	-	-	-	4,410,342,527.11
HN01	1351310000	Depr Cst H Lin Trs N	-1,371,974,350.87	-	-	13,926,445.89	-1,385,900,796.76
HN01	1351320000	Dep Rv Lin Trs Nac	-4,083,607,601.02	-	-	14,391,175.59	-4,097,998,776.61
HN01	1353100000	Cst H Sub Estaciones	1,016,955,787.62	-	409,625.03	-	1,017,365,412.65
HN01	1353200000	Cst Rev Sub Est	2,884,052,899.40	-	-	-	2,884,052,899.40
HN01	1353310000	Depr Cst H Sub Est	-716,793,666.72	-	-	12,380,205.10	-729,173,871.82
HN01	1353320000	Dep Rv Sub Est	-2,266,441,583.85	-	-	31,244,725.13	-2,297,686,308.98
HN01	1361100000	Cst H Sis de Desp	121,695,832.45	-	-	-	121,695,832.45
HN01	1361200000	Cst Rev Sis de D	345,318,932.34	-	-	-	345,318,932.34
HN01	1361310000	Depr Cst H Sis de D	-109,467,742.34	-	-	1,743,434.86	-111,211,177.20
HN01	1361320000	Dep Rv Sis de Desp	-336,334,005.74	-	-	405,999.07	-336,740,004.81
HN01	1362100000	Cst H Sis de Dist	6,864,862,525.34	-	-	-	6,864,862,525.34
HN01	1362200000	Cst Rev Sis de Dist	7,898,585,008.56	-	-	-	7,898,585,008.56
HN01	1362310000	Depr Cst H Sis de D	-6,027,115,942.84	-	-	137,885,453.04	-6,165,001,395.88
HN01	1362320000	Dep Rv Sis de Dis	-5,264,642,377.86	-	-	102,521,233.69	-5,367,163,611.55
HN01	1371100000	Cst H Maquinaria	1,280,709.15	-	381,333.10	-	1,662,042.25
HN01	1371310000	Depr Cst H Maq	-968,393.15	-	-	47,701.82	-1,016,094.97
HN01	1372100000	Cst H Carga	1,691,735.36	-	-	-	1,691,735.36
HN01	1372310000	Depr Cst H Eq Carg	-1,674,794.75	-	-	23.26	-1,674,818.01
HN01	1373100000	Cst H Eq Mnt Lin Cir	1,210,860.56	-	9,315.00	-	1,220,175.56
HN01	1373310000	Depr Cst H Eq Mt Lin	-481,342.97	-	-	74,943.85	-556,286.82
HN01	1379100000	Cst H Herramientas	124,531,467.39	-	2,446,385.11	-	126,977,852.50
HN01	1379310000	Depr Cst H Herr	-112,485,374.64	-	-	2,261,819.37	-114,747,194.01
HN01	1381100000	Cst H vehic Trsnp	234,420,503.47	-	111,538.50	-	234,532,041.97
HN01	1381310000	Dep Cst H veh Tp	-231,859,527.29	-	-	15,492.99	-231,875,020.28
HN01	1382100000	Cst H Mob y Eq Of	84,847,096.38	-	973,336.05	-	85,820,432.43
HN01	1382310000	Depr Cst H M y Eq	-77,541,518.22	-	-	1,045,762.25	-78,587,280.47
HN01	1383100000	Cst H Eq Médico y S	8,662,464.93	-	1,503,041.84	-	10,165,506.77
HN01	1383310000	Dep Cst H Eq Méd	-5,816,241.62	-	-	285,932.09	-6,102,173.71
HN01	1384100000	Cst H Eq Educac y R	1,467,330.62	-	-	-	1,467,330.62
HN01	1384310000	Dep Cst H Eq Ed Rc	-1,155,048.45	-	-	24,911.03	-1,179,959.48
HN01	1385100000	Cst H Eq de Inf	185,915,972.07	-	1,027,992.75	-	186,943,964.82
HN01	1385310000	Depr Cst H Eq de Inf	-167,199,851.48	-	-	3,602,802.10	-170,802,653.58
HN01	1386100000	Cst H Eq de Com	15,325,246.73	-	3,805,010.43	-	19,130,257.16
HN01	1386310000	Depr Cst H Eq de Com	-14,881,004.93	-	-	233,256.92	-15,114,261.85
HN01	1386400000	Pinturas obras arte	57,531.22	-	-	-	57,531.22
HN01	1387100000	Cst H Equipo de Seg	6,194,490.06	-	248,400.00	-	6,442,890.06
HN01	1387310000	Depr Cst H Eq de Seg	-5,852,199.15	-	-	110,234.49	-5,962,433.64
HN01	1421000000	Cst H Mb, Eq y Viv	13,752,583.74	-	366,417.46	-	14,119,001.20
HN01	1423100000	Depr C H Mb, Eq Viv	-12,474,150.76	-	-	109,178.65	-12,583,329.41
HN01	1431000000	Cst H electodome	13,923,301.10	-	87,400.00	-	14,010,701.10
HN01	1433100000	Depr C H Electrodome	-13,435,515.06	-	-	95,078.37	-13,530,593.43
HN01	1433300000	Inv. II año EEH	643,726,698.89	-	-	-	643,726,698.89
HN01	1490012632	AF/Equipo p *TRANS*	773,735.32	-	-	-	773,735.32
HN01	1490013842	AF/DEP.COMB *TRANS*	-240,790,125.03	-	-	-	-240,790,125.03
HN01	1490013843	AF/MOTOR.EQ *TRANS*	240,790,125.03	-	-	-	240,790,125.03
HN01	1490013942	AF/DEP.COMB *TRANS*	80,245,362.41	-	-	-	80,245,362.41
HN01	1490013943	AF/MOTOR.EQ *TRANS*	-80,245,362.41	-	-	-	-80,245,362.41
HN01	1490014652	AF/Equipo pa *TRANS*	287,272.09	-	-	-	287,272.09
HN01	1490014654	AF/TORRES.P *TRANS*	381,543.43	-	-	-	381,543.43
HN01	1490014666	AF/Equipo d *TRANS*	78,858,720.00	-	-	-	78,858,720.00
HN01	1490015666	AF/LINEAS E *TRANS*	1,400,977.80	-	-	-	1,400,977.80
HN01	1490015667	AF/POSTE.TR *TRANS*	96,272,577.43	-	-	-	96,272,577.43
HN01	1490015669	AF/ACOMETID *TRANS*	4,323,520.73	-	-	-	4,323,520.73
HN01	1490016691	AF/Equipo d *TRANS*	2,216,877.33	-	-	-	2,216,877.33
HN01	1490016692	AF/EQUIPO D *TRANS*	513,170.19	-	-	-	513,170.19
HN01	1490016693	AF/EQUIP.AL *TRANS*	2,320,866.23	-	-	-	2,320,866.23
HN01	1490016891	AF/MOBBI.EQ *TRANS*	-1,619,808.90	-	-	-	-1,619,808.90
HN01	1490020171	AF Curso/AD *TRANS*	-54,205,087.87	-	-	-	-54,205,087.87
HN01	1610000000	Aplic informatic	10,042,000.00	-	-	1,255,545.26	8,786,454.74
HN01	1614000000	GASTOS FINANC. INV.	11,045,619.69	-	-	4,418,247.92	6,627,371.77
HN01	1615000000	M/O Inv. EEH II AÑO	3,856,368.23	-	-	1,542,547.36	2,313,820.87
HN01	1633000000	Pagos Anticipados	14,209,996.75	-	-	-	14,209,996.75
HN01	1634000000	Seguros	168,944.60	-	465,415.38	634,359.98	-
HN01	1701000000	Proyecto PROMEF	36,914,950.12	-	-	-	36,914,950.12
HN01	1702100000	Proyecto Patuca III	1,264,811,800.38	-	-	-	1,264,811,800.38
HN01	1702200000	Proyecto Patuca III	9,742,275,198.01	-	17,350,356.79	-	9,759,625,554.80
HN01	1702300000	Proyecto Patuca III	832,954,221.87	-	-	-	832,954,221.87
HN01	1702400000	Proyecto Patuca III	1,053,156.28	-	-	-	1,053,156.28
HN01	1702500000	Proyecto Patuca III	24,720,454.92	-	-	-	24,720,454.92
HN01	1710000000	Proyecto Llanitos Ji	505,700.00	-	-	-	505,700.00
HN01	1715000000	Py Mant Obras S MOS	778,436,880.67	-	-	389,813.75	778,047,066.92
HN01	1719000000	PRY BCIE 2038	391,954.60	-	-	-	391,954.60
HN01	1722000000	Proy BID	52,869,345.88	-	-	-	52,869,345.88
HN01	1723000000	Proy BID	19,674,126.53	-	-	-	19,674,126.53

EMPRESA NACIONAL DE ENERGÍA ELÉCTRICA
BALANZA DE COMPROBACIÓN
SALDOS AL 31 DE AGOSTO DE 2022 (CIFRAS EXPRESADAS EN LEMPIRAS)

Soc.	Cta.mayor	Texto breve	Arrastre de saldos	Saldo per. anteriores	Período de informe debe	Saldo Haber per.inf.	Saldo acumulado
HN01	1724000000	Proy BID	49,104,412.31	-	-	-	49,104,412.31
HN01	1725000000	Apo. Integrac.	349,024,287.77	-	-	-	349,024,287.77
HN01	1726000000	Proy. Rehab. y Poten	4,080,933.20	-	-	-	4,080,933.20
HN01	1727000000	Proy. BID 3103 BL-HO	68,665,951.51	-	-	-	68,665,951.51
HN01	1728000000	Proy. Rehab. y Poten	50,619,254.92	-	6,758,615.54	-	57,377,870.46
HN01	1729000000	Proy. Rehab. y Poten	380,615,643.35	-	-	-	380,615,643.35
HN01	1730000000	Proy. Rehab. y Poten	6,054,064.56	-	-	-	6,054,064.56
HN01	1731000000	Proy. Rehab. y Poten	12,728,453.36	-	1,523,203.58	1,937.50	14,249,719.44
HN01	1732000000	Subestacion Juticalp	1,868,296.14	-	-	-	1,868,296.14
HN01	1733000000	PROY. JICA	17,257,450.88	-	-	-	17,257,450.88
HN01	1734000000	SIST. INTERCONET. NA	30,479,519.08	-	-	-	30,479,519.08
HN01	1735000000	APOY. INT. ACCI ENE	1,590,574.27	-	428,392.35	25,640.06	1,993,326.56
HN01	1736000000	APOY. INT. ACCI ENE	82,920,716.49	-	1,310,372.89	-	84,231,089.38
HN01	1738000000	APOY. DES SOST ENER	175,131.06	-	-	-	175,131.06
HN01	1741000000	APOY. DES SOST ENER	1,408,341.63	-	-	-	1,408,341.63
HN01	1742000000	PROG ELECT RURAL LUG	287,491.29	-	-	-	287,491.29
HN01	1743000000	APOY. PROG NAC TRANS	242,219,878.23	-	316,338,813.12	786,431.24	557,772,260.11
HN01	1744000000	APOY. PROG NAC TRANS	-	-	161,299,560.16	78,191,917.32	83,107,642.84
HN01	1745000000	APOY. PROG NAC TRANS	987,446.50	-	1,033,185.41	17,544.50	2,003,087.41
HN01	1746000000	APOY. PROG NAC TRANS	11,924,900.00	-	-	-	11,924,900.00
HN01	1748000000	CONV GOB CHINA Y HON	10,519,352.61	-	5,553,509.50	-	16,072,862.11
HN01	1749000000	CONV GOB CHINA Y HON	252,375,981.97	-	-	-	252,375,981.97
HN01	1750000000	APOY PROG NAC TRANSM	-	-	6,444.53	10.50	6,434.03
HN01	1751000000	PROG ELECTRIFICACION	-	-	185,894.51	123,979.21	61,915.30
HN01	1753000000	MANEJ INTEG LAGO YOJ	-	-	627,136.38	2,280.00	624,856.38
HN01	1900000000	ACTIVOS FIJOS CH/CR	2,017,788,392.11	-	-	-	2,017,788,392.11
HN01	1910000000	ACTIVOS FIJOS DA	-1,950,722,834.31	-	-	-	-1,950,722,834.31
HN01	2111110000	CXP energía térmica	-1,319,253,703.27	-	23,739,306,070.94	28,463,444,107.32	-6,043,391,739.65
HN01	2111150000	CXP energía Renovabl	-6,624,731,473.30	-	29,108,261,248.25	34,729,477,871.92	-12,245,948,096.97
HN01	2111210000	CXPTransacciones MER	-15,117,801.70	-	187,276,182.03	203,434,733.28	-31,276,352.95
HN01	2111220000	CXP Prov Energ Ext	-393,178,684.20	-	259,102,121.92	439,398,263.09	-573,474,825.37
HN01	2111500000	PROVI. COMPRA ENERGI	-5,181,536,795.06	-	4,823,931,157.16	568,128,433.22	-925,734,071.12
HN01	2112110000	Prov. Bienes Nac	-92,662,276.55	-	211,098,418.66	205,100,198.17	-86,664,056.06
HN01	2112120000	Prov Servicios Nac	-222,183,530.41	-	3,152,693,006.29	3,561,896,385.46	-631,386,909.58
HN01	2112130000	Prov Invent Nac	-23,538,265.14	-	73,673,395.80	81,075,524.03	-30,940,393.37
HN01	2112151000	prov. Empleados	-11,945,377.07	-	525,456,721.04	519,133,398.00	-5,622,054.03
HN01	2112190000	EM/RF Inventarios	-82,231,690.50	-	274,859,042.52	238,067,306.81	-45,439,954.79
HN01	2112211000	CXP Prov. bienes. eXt	-180,968,836.62	-	47,534,662.17	25,043,335.03	-158,477,509.48
HN01	2113110000	CXP Contr. Obras Nac	-55,995,107.67	-	-	-	-55,995,107.67
HN01	2113120000	CXP Prov. proyec. Nac	-25,400,394.60	-	23,889,128.11	1,313,060.04	-2,824,326.53
HN01	2114100000	Arrend E Gener	-8,994,693.00	-	21,042,689.30	12,047,996.30	-
HN01	2115113000	CXP S y Sal E P LA	-	-	30,383.96	30,383.96	-
HN01	2115114000	CXP S y Sal E P Tg	-	-	555,717,956.26	555,717,956.26	-
HN01	2115124000	CXP S y Sal E T Tg	2,512,894.71	-	-	-	2,512,894.71
HN01	2115125000	Provisión Decimo Cua	-35,959,873.92	-	71,919,747.83	48,876,388.27	-12,916,514.36
HN01	2115126000	Provisión Decimo Ter	-	-	-	48,687,782.88	-48,687,782.88
HN01	2115310000	Ret s Honor	-82,737.35	-	-	-	-82,737.35
HN01	2116111000	Cot F de PS	1,317,313.60	-	37,144,320.97	37,715,665.56	745,969.01
HN01	2116112000	Imppto. s Renta Emple	-9,110.81	-	59,520,354.39	59,549,443.77	-38,200.19
HN01	2116113000	Cont IHSS	313.22	-	6,096,207.63	6,098,353.45	-1,832.60
HN01	2116114000	Imto Vec E Perm	-1,209,459.54	-	4,027,749.82	4,149,635.13	-1,331,344.85
HN01	2116123000	Imto Vec E Tem	0.01	-	-	0.01	-
HN01	2116200101	Bco Trab E Perm	-600.00	-	499,650.01	499,050.01	-
HN01	2116200102	Sind Trab ENEE	35,213.34	-	8,100,887.71	8,119,517.29	16,583.76
HN01	2116200103	Utiles STENEE	-	-	35,482.38	35,482.38	-
HN01	2116200104	Coleg PM y CP	-	-	296,456.76	296,456.76	-
HN01	2116200106	IMPREMA	-	-	207,333.12	207,333.12	-
HN01	2116200107	Coleg P Trab Soc	-	-	-	760.00	-760.00
HN01	2116200109	Cont Pol Par Nac	-3,206,873.54	-	4,114,552.77	907,679.23	-
HN01	2116200112	Coop Em SPS	-17,058.48	-	10,774,190.61	10,757,132.13	-
HN01	2116200113	Coop Em Cañav	-23,708.71	-	1,088,715.17	1,065,006.46	-
HN01	2116200114	Coop Em Nisper	-309,254.30	-	981,428.92	672,174.62	-
HN01	2116200115	Coop Em Tegus	-155,514.73	-	32,154,522.31	32,171,580.79	-172,573.21
HN01	2116200117	Fond Esp FPS	-	-	37,628.03	37,628.03	-
HN01	2116200127	Embargos Saldo	-3,304,820.27	-	11,978,086.29	12,021,865.04	-3,348,599.02
HN01	2116200128	Grupo Capital	64,113.66	-	986,021.33	986,021.33	64,113.66
HN01	2116200129	Fondo de Prestacione	-1,537,437.37	-	103,814,801.75	103,266,094.52	-988,730.14
HN01	2116200130	Bco. Desarrollo Rura	-17,191.02	-	5,203,992.33	5,186,801.31	-
HN01	2116200401	Otras ded Emp	-	-	7,198.60	7,198.60	-
HN01	2116200413	Prestaciones por Pag	-	-	53,098,471.14	54,717,792.45	-1,619,321.31
HN01	2116300104	Imppto. s Ventas	-11,123,434.26	-	36,211,597.54	35,374,788.88	-10,286,625.60
HN01	2116300105	12.5% Imppto. Servidu	-	-	370,479.80	370,479.80	-
HN01	2116300107	Retención 1% Imppto.	1,616,015.93	-	152,405.65	51,762.76	1,716,658.82
HN01	2116300301	Cuo Pat IHSS	-6,658.92	-	22,946,874.94	24,794,569.80	-1,854,353.78
HN01	2116300302	Cuo Pat FPS	-265,735,194.86	-	64,217,701.79	98,392,387.97	-299,909,881.04
HN01	2116300303	Cuot P IMPREMA	-2,926,981.76	-	-	313,556.05	-3,240,537.81
HN01	2116300304	Cuota INFOP	-155,230.16	-	16,395,272.86	17,177,373.29	-937,330.59
HN01	2116305000	RETENCION DE GARANTI	-755,696.08	-	755,696.08	-	-
HN01	2116312000	12.5% Honorarios Pro	-29,434.38	-	-	-	-29,434.38
HN01	2116314000	25% Consultores Extr	-	-	3,356,318.93	3,356,318.93	-
HN01	2117030000	Imto S V X Vta Abon	-44,118,635.64	-	946,807.32	121,453.27	-43,293,281.59
HN01	2118040000	Res Pag P Tega	-47,406,765.71	-	28,617,601.65	3,504,313.57	-22,293,477.63
HN01	2118050000	Dev Cost M C Sur	-	-	2,150.19	2,150.19	-
HN01	2118060000	Dev Cost M Noroc	-	-	3,493.10	3,493.10	-
HN01	2118070000	Dev Cost M L Atla	-	-	3,859.02	3,859.02	-
HN01	2118090000	CXP LIBRETAS HNL	-11,644,725.73	-	75,077.42	-	-11,569,648.31

EMPRESA NACIONAL DE ENERGIA ELECTRICA
BALANZA DE COMPROBACION
SALDOS AL 31 DE AGOSTO DE 2022 (CIFRAS EXPRESADAS EN LEMPIRAS)

Soc.	Cta.mayor	Texto breve	Arrastre de saldos	Saldo per. anteriores	Periodo de informe debe	Saldo Haber per.inf.	Saldo acumulado
HN01	2212210000	Bonos Conv. Pas RBCP	-1,215,330,000.00	-	-	-	-1,215,330,000.00
HN01	2213100000	Gobierno ERP	-2,237,942,640.72	-	15,535,879.03	28,699,490.50	-2,251,106,252.19
HN01	2213300000	BID 2016/BL-HO	-539,781,545.55	-	3,456,584.94	6,631,587.90	-542,956,548.51
HN01	2213310000	BID 3103/BL-HO	-509,394,020.57	-	3,261,993.14	6,258,256.25	-512,390,283.68
HN01	2213400000	BID 1584/SF-HO	-269,090,366.79	-	1,723,166.93	3,305,960.41	-270,673,160.27
HN01	2213410000	BID 3435/BL-HO	-532,334,012.69	-	3,408,893.37	6,540,089.85	-535,465,209.17
HN01	2213410001	BID 4598/BL-HO	-1,280,641,076.20	-	8,200,807.70	15,733,557.30	-1,288,173,825.80
HN01	2213410002	BID 4599/ BL-HO L/P	-41,387,180.00	-	265,030.00	508,470.00	-41,630,620.00
HN01	2213420000	JICA HO-P6 L/PLAZO	-72,021,824.70	-	133,677,168.50	216,690,992.77	-155,035,648.97
HN01	2213500000	IDA 4536-HO	-365,181,000.00	-	2,338,500.00	4,486,500.00	-367,329,000.00
HN01	2216000000	PTMO. BONO	-12,325,856,172.57	-	78,930,762.17	151,431,629.03	-12,398,357,039.43
HN01	2216000001	PTMO. BONO SOB. 2020	-14,569,749,395.49	-	93,299,922.40	178,999,402.10	-14,655,448,875.19
HN01	2216100000	FICOSHA/DOCTOS DESCO	-624,999,960.00	-	624,999,960.00	-	-
HN01	2216110000	PTMO SIND. 6500MM 18	-1,960,000,000.00	-	490,000,000.00	-	-1,470,000,000.00
HN01	2216120000	PTAMO. FICOHSA USD	0.01	-	-	-	0.01
HN01	2216130000	PTAMO. FICOHSA USD	-1,798,892,370.81	-	11,519,519.93	22,100,631.25	-1,809,473,482.13
HN01	2216140000	BONOS VGE-2019 12-4	-703,756,000.00	-	-	-	-703,756,000.00
HN01	2216141000	BONOS VGE-2019 18-1	-1,070,000,000.00	-	-	-	-1,070,000,000.00
HN01	2216142000	BONOS VGE-2019 24-9	-983,412,000.00	-	-	-	-983,412,000.00
HN01	2216143000	BONOS VGE-2019 34-8	-7,500,000.00	-	-	-	-7,500,000.00
HN01	2216144000	BONOS VGE-2019 40-5	-161,356,000.00	-	-	-	-161,356,000.00
HN01	2216145000	BONOS VGE-2019 48-8	-1,796,602,000.00	-	-	-	-1,796,602,000.00
HN01	2216146000	BONOS VGE-2019 58-7	-612,122,000.00	-	-	-	-612,122,000.00
HN01	2216150000	INV.2° Año EEH	-122,597,238.49	-	785,072.72	1,506,191.48	-123,318,357.25
HN01	2216160000	BONOS VGE-2020 64-5	-1,014,000,000.00	-	-	-	-1,014,000,000.00
HN01	2216160001	BONOS VGE-2020 66-0	-1,651,000,000.00	-	-	-	-1,651,000,000.00
HN01	2216160002	BONOS VGE-2020 72-8	-758,300,000.00	-	-	-	-758,300,000.00
HN01	2216160003	BONOS VGE-2020 76-9	-621,000,000.00	-	-	-	-621,000,000.00
HN01	2216160004	BONOS VGE-2020 84-3	-164,000,000.00	-	-	-	-164,000,000.00
HN01	2216170000	VALORES GUBERNAMENT	-1,413,141,000.00	-	-	-	-1,413,141,000.00
HN01	2216170001	VALORES GUBERNAMENT	-565,000,000.00	-	-	-	-565,000,000.00
HN01	2216170002	VALORES GUBERNAMENT	-300,000,000.00	-	-	-	-300,000,000.00
HN01	2216170003	VALORES GUBERNAMENT	-150,000,000.00	-	-	-	-150,000,000.00
HN01	2216170004	VALORES GUBERNAMENT	-150,000,000.00	-	-	-	-150,000,000.00
HN01	2232000000	Focos Ahorro de Ener	-368,114.41	-	-	-	-368,114.41
HN01	2234000000	Reserva Depósitos BC	-521,477.80	-	-	-	-521,477.80
HN01	2235000000	CXP FIDUCIARIO FICOH	-100,000,000.00	-	-	-	-100,000,000.00
HN01	2241000000	Depositos en Garanti	-563,358,370.29	-	13,652,242.94	32,095,045.01	-581,801,172.36
HN01	2242000000	Deposito 5%	-12,815,951.34	-	474,936.82	3,205,172.53	-15,546,187.05
HN01	2243000000	Abonados con Saldo e	-7,824,559.43	-	1,835,786,586.87	1,959,429,367.99	-131,467,340.55
HN01	2244000000	Depositos Tesoreria	-55,615.47	-	-	-	-55,615.47
HN01	2245000000	Aporte clientes para	124,017,075.53	-	-	-	124,017,075.53
HN01	2246000000	Aporte clientes para	1,930,953.99	-	-	-	1,930,953.99
HN01	2247000000	Aporte clientes para	-83,200,680.70	-	-	-	-83,200,680.70
HN01	2250000000	Otros Creditos Difer	13,396,847.99	-	389,344,215.52	350,116,085.10	52,624,978.41
HN01	2251000000	CXP C. R. E. E.	-311,869,261.50	-	361,555,383.66	79,499,266.73	-29,813,144.57
HN01	2252000000	CTA TRANS DEDUC RECA	-20,160,649.43	-	-	-	-20,160,649.43
HN01	2253000000	Otros Creditos Difer	-472,496,920.38	-	634,624,646.95	633,465,279.67	-471,337,553.10
HN01	2255000000	Otros Creditos Difer	215,936,465.25	-	101,660,155.74	51,318,392.23	266,278,228.76
HN01	2256000000	Otros Creditos Difer	56.56	-	-	-	56.56
HN01	2258000000	PRIMA REC S/VGE 2020	-25,892,892.53	-	3,327,977.59	-	-22,564,914.94
HN01	2258010000	PRIMA REC S/VGE 2021	-1,905,600.00	-	233,312.51	-	-1,672,287.49
HN01	2261000000	CXP Permanentes	-678,867,098.22	-	-	39,713,402.08	-718,580,500.30
HN01	2262000000	CXP Temporales	-123,318,863.26	-	-	2,180,771.82	-125,499,635.08
HN01	2263000000	Intereses ELCOSA	-95,634,976.05	-	-	-	-95,634,976.05
HN01	2264000000	Ints. EMCE CHOLOMA I	-164,640,185.34	-	-	-	-164,640,185.34
HN01	2265000000	Ints.EMCE CHOLOMA II	-44,968,595.48	-	-	-	-44,968,595.48
HN01	2266000000	Intereses LUFUSSA I	-107,152,717.51	-	53,729,991.68	-	-53,422,725.83
HN01	2267000000	Intereses LUFUSSA II	-232,027,056.57	-	-	-	-232,027,056.57
HN01	2268000000	Ints. LUFUSSA III	-1,357,278,734.71	-	-	-	-1,357,278,734.71
HN01	2269000000	Ints. ENERSA 200MW	-1,276,618,806.99	-	-	-	-1,276,618,806.99
HN01	2270000000	Ints. ENERSA 30 MW	-134,156,478.91	-	-	-	-134,156,478.91
HN01	2272000000	Ints. LAEISZ 10-A-21	-	-	106,568,729.80	122,963,919.00	-16,395,189.20
HN01	2310000000	Sobrantes Inv.Emplea	-47,809,213.57	-	19,210.65	137,536.17	-47,927,539.09
HN01	2311000000	Sobrantes Inv.Proces	-9,159,001.57	-	161,717.11	152,659.30	-9,149,943.76
HN01	2311210000	Sob Rec Bco. Ficosha	-12,759,888.01	-	-	-	-12,759,888.01
HN01	2311220000	Sob Rec Bco. Atlanti	-1,868,964.15	-	-	-	-1,868,964.15
HN01	2311240000	Sob Rec Bco. Lafise	-373,197.73	-	-	-	-373,197.73
HN01	3111000000	Capital Propio	-1,721,121,046.87	-	-	-	-1,721,121,046.87
HN01	3121010000	Del Estado	-202,254,858.16	-	-	-	-202,254,858.16
HN01	3121020000	Del Sector Privado	-2,589,332.29	-	-	-	-2,589,332.29
HN01	3121030000	Proyec Financ.FOSODE	-494,040,695.28	-	-	-	-494,040,695.28
HN01	3121040000	FOSODE Decret. 119-97	-9,760,239.90	-	-	-	-9,760,239.90
HN01	3121050000	Préstamo BCIE-264-0	-327,156,933.84	-	-	-	-327,156,933.84
HN01	3121060000	Transf. Dife. Petróleo	-56,708,965.52	-	-	-	-56,708,965.52
HN01	3121070000	EKSPORTFINANS	-352,105,572.30	-	-	-	-352,105,572.30
HN01	3121080000	Prestamos 787-918	-41,020,050.00	-	-	-	-41,020,050.00
HN01	3121090000	Trans. Proyecto Japón	-245,442,277.08	-	-	-	-245,442,277.08
HN01	3121100000	Proyecto Japón III	-45,583,724.62	-	-	-	-45,583,724.62
HN01	3121110000	Sesión T.Ext. Líneas	-1,355,532,544.67	-	904,219.08	-	-1,354,628,325.59
HN01	3121120000	Transf. Prés. BCIE2330	-100,823,773.57	-	-	-	-100,823,773.57
HN01	3121130000	Programa MARENA	-969,970.00	-	-	-	-969,970.00
HN01	3121140000	Est. Geol. Top. Tablón	-494,969.40	-	-	-	-494,969.40
HN01	3121150000	Mej. Dist. Energía. Rur	-4,000,000.00	-	-	-	-4,000,000.00
HN01	3121160000	Rehab. Santa Maria	-49,318,793.09	-	-	-	-49,318,793.09
HN01	3121170000	Exp. Sistema Int. III	-164,709,858.39	-	-	-	-164,709,858.39

EMPRESA NACIONAL DE ENERGIA ELÉCTRICA
BALANZA DE COMPROBACIÓN
SALDOS AL 31 DE AGOSTO DE 2022 (CIFRAS EXPRESADAS EN LEMPIRAS)

Soc.	Cta.mayor	Texto breve	Arrastre de saldos	Saldo per. anteriores	Periodo de informe debe	Saldo Haber per. inf.	Saldo acumulado
HN01	3121180000	Coop.Secr.Agric.Gan.	-10,944,210.29	-	-	-	-10,944,210.29
HN01	3121190000	LUFUSA Sub Estación	-28,096,600.00	-	-	-	-28,096,600.00
HN01	3121200000	Proyecto (USAID)	-16,813,447.00	-	-	-	-16,813,447.00
HN01	3121210000	Coop.Técnic.SAG/ENEE	-81,636,526.20	-	-	-	-81,636,526.20
HN01	3121220000	ABB OY Finlandia	-433,096,013.64	-	-	-	-433,096,013.64
HN01	3121230000	Coop.Taiwán Patuca I	-4,800,099.38	-	-	-	-4,800,099.38
HN01	3121240000	Coop.Técnica Ceiba	-3,822,392.42	-	-	-	-3,822,392.42
HN01	3121250000	Fondo Nórdico #440	-152,069,348.21	-	-	-	-152,069,348.21
HN01	3121260000	Capitali.Gob.Central	-2,826,701,276.03	-	-	-	-2,826,701,276.03
HN01	3121270000	Gob.Prést BID - 1584	-195,282,821.72	-	-	-	-195,282,821.72
HN01	3121280000	Proye.Hidroeléctrico	-966,513,442.49	-	-	-	-966,513,442.49
HN01	3121290000	IDA-4536 HO Mon Nac	-47,419,512.85	-	-	-	-47,419,512.85
HN01	3121300000	IDA-4536 HO Mon Ext	-343,241,417.06	-	-	-	-343,241,417.06
HN01	3121310000	Préstamo Electrífic.	-1,072,550,213.48	-	-	-	-1,072,550,213.48
HN01	3121320000	PROMEFE Equipo/Vehicu	-13,224,453.00	-	-	-	-13,224,453.00
HN01	3121340000	Transf. Transformado	-78,858,720.00	-	-	-	-78,858,720.00
HN01	3121360000	Transf. Proy. BID	-10,360,295.43	-	-	-	-10,360,295.43
HN01	3121370000	Transf. Proy. BID 34	-30,746,774.91	-	-	-	-30,746,774.91
HN01	3121380000	Proyecto Elect. Rura	-15,000,000.00	-	-	-	-15,000,000.00
HN01	3131000000	Rev.Bienes Muebles	-4,384,234,000.00	-	-	-	-4,384,234,000.00
HN01	3141000000	Condonación de Deuda	-1,536,846,990.19	-	-	-	-1,536,846,990.19
HN01	3151000000	Aportes Organismos I	-23,714,442.35	-	-	-	-23,714,442.35
HN01	3160000000	cuenta remanente	7,538,531,480.23	-	-	7,538,531,480.23	-
HN01	3161000000	Super.años anteriore	-2,214,524,435.70	-	-	-	-2,214,524,435.70
HN01	3163000000	Deficit año anterior	64,912,164,506.82	-	7,875,901,580.14	358,021,280.88	72,430,044,806.08
HN01	4111100000	Vta E S Res No Subs	-	-	140,579,194.57	10,247,641,954.68	-10,107,062,760.11
HN01	4111300000	Vta Ene Sect Comer	-	-	304,908,311.54	6,671,130,103.17	-6,366,221,791.63
HN01	4111400000	Vta Ener Sec Indus	-	-	498,937,415.94	5,269,164,817.43	-4,770,227,401.49
HN01	4111500000	Vta Ener Gob Cent	-	-	105,589,412.68	763,090,131.47	-657,500,718.79
HN01	4111600000	Vta Instit Aut Pub	-	-	17,753,244.99	514,155,229.99	-496,401,985.00
HN01	4111700000	Vta Municipalidades	-	-	2,028,273.18	277,080,609.63	-275,052,336.45
HN01	4114100000	Rect fact consumo re	-	-	55,570,747.29	45,067,109.49	10,503,637.80
HN01	4114200000	Rect fact consumo re	-	-	38,178,381.37	28,960,396.91	9,217,984.46
HN01	4114300000	Rect fact consumo re	-	-	15,185,668.39	13,052,300.24	2,133,368.15
HN01	4117100000	Recargos por Mora	-	-	29,874,637.84	884,550,284.83	-854,675,646.99
HN01	4117200000	Ing Var Ser E (S Mi)	-	-	1,117,455.74	136,760,341.56	-135,642,885.82
HN01	4117300000	Alquil Bie Inst Eléc	-	-	18,110,686.09	126,669,326.65	-108,558,640.56
HN01	4117400000	Otros Ingres Eléc	-	-	837,501.80	16,664,195.08	-15,826,693.28
HN01	4118000000	Ing. de Comercializa	-	-	9,441,416.69	897,479,079.30	-888,037,662.61
HN01	4118400000	Ing Oper Aj Ser Pub	-	-	46,102,406.75	56,288,157.69	-10,185,750.94
HN01	4118500000	Ing Act. del Turismo	-	-	-	21,380.00	-21,380.00
HN01	4118600000	ING CANON AMBIENTAL	-	-	-	2,250,953.19	-2,250,953.19
HN01	4118700000	ING. ALQ.SEG.VIG.ODS	-	-	-	58,193,021.18	-58,193,021.18
HN01	4119300000	Fallas	-	-	4,111,903.80	21,397,385.07	-17,285,481.27
HN01	4119600000	Venta Ener Oportu	-	-	-	17,300,057.25	-17,300,057.25
HN01	4221000000	Int p Ct d Deu d res	-	-	-	61,997,809.39	-61,997,809.39
HN01	4234000000	Ente Operador Region	-	-	2,218,186.24	10,453,113.66	-8,234,927.42
HN01	4235000000	Ing. Netos Int y Div	-	-	534,103.26	2,770,689.98	-2,236,586.72
HN01	4236000000	INT AGENTE BCO. LAFI	-	-	-	186,094.09	-186,094.09
HN01	4237000000	ING.X AMORT.P.S/VGE	-	-	-	3,503,375.65	-3,503,375.65
HN01	4714000000	por ls accio d l epr	-	-	1,013,350.00	13,610,155.75	-12,596,805.75
HN01	4716016000	Ingreso por Diferenc	-	-	118,351.99	3,756,118.25	-3,637,766.26
HN01	4716020000	Revalorización	-	-	-	12,000.00	-12,000.00
HN01	4716030000	Diferencia en el Pre	-	-	-	185,085.99	-185,085.99
HN01	4716040000	Ajuste por Impugnaci	-	-	-	35,237.26	-35,237.26
HN01	4721000000	Ing Dif Camb BCH	-	-	-	4,881,745.01	-4,881,745.01
HN01	4722000000	G Por Reval Pre EXtr	-	-	1,825,604.27	336,045,828.34	-334,220,224.07
HN01	4723000000	G D C Mo EX EPR	-	-	-	1,083,961.89	-1,083,961.89
HN01	5111000000	Sueldos Básicos	-	-	580,950,298.22	699,403.15	580,250,895.07
HN01	5114000000	Adicionales	-	-	3,508,982.80	20,324.40	3,488,658.40
HN01	5115100000	Decimotercer Mes	-	-	45,734,337.53	78.45	45,734,259.08
HN01	5115200000	Decimocuarto Mes	-	-	120,027,777.16	33,364,697.32	86,663,079.84
HN01	5116000000	Vacaciones	-	-	110,169,982.63	-	110,169,982.63
HN01	5117200000	Imprema	-	-	509,305.89	195,749.84	313,556.05
HN01	5117500000	Contribuciones para	-	-	23,403,621.35	8,657,780.87	14,745,840.48
HN01	5117600000	Contribuciones al In	-	-	14,822,920.09	5,779,179.65	9,043,740.44
HN01	5117900000	Otras Contribuciones	-	-	98,063,878.60	14,323,165.86	83,740,712.74
HN01	5121000000	Sueldos Básicos	-	-	33,751,531.55	40,985.57	33,710,545.98
HN01	5124100000	Decimotercer Mes	-	-	3,913,655.52	-	3,913,655.52
HN01	5124200000	Decimocuarto Mes	-	-	7,702,739.37	3,099,592.03	4,603,147.34
HN01	5125500000	Contribuciones para	-	-	1,287,955.14	169,882.75	1,118,072.39
HN01	5125600000	Contribuciones al In	-	-	1,155,270.81	192,188.24	963,082.57
HN01	5141000000	Horas EXtraordinaria	-	-	37,391,616.54	1,967,606.39	35,424,010.15
HN01	5161000000	Beneficios	-	-	20,630,060.35	303,972.80	20,326,087.55
HN01	5162000000	Compensaciones	-	-	166,727,604.10	1,843,629.11	164,883,974.99
HN01	5211100000	Energía Inter.Consum	-	-	18,625,019.11	-	18,625,019.11
HN01	5211200000	Credito energia auto	-	-	457,942,065.78	-	457,942,065.78
HN01	5212000000	Agua	-	-	721,861.31	-	721,861.31
HN01	5212100000	Serv. Agua Consumido	-	-	114,302.99	-	114,302.99
HN01	5212200000	Comp Alquiler edfic	-	-	480,268.99	-	480,268.99
HN01	5214200000	Telefonia Fija	-	-	179,935.33	-	179,935.33
HN01	5221000000	Alquiler de Edificio	-	-	8,859,948.76	2,912,493.76	5,947,455.00
HN01	5222100000	Alquiler de Equipos	-	-	46,269,638.16	-	46,269,638.16
HN01	5222200000	Alquiler de Equipos	-	-	248,306.00	193,153.00	55,153.00
HN01	5223000000	Alquiler de Tierras	-	-	1,508,664.00	-	1,508,664.00
HN01	5231000000	Mantenimiento y Repa	-	-	630,000.00	600,000.00	30,000.00

EMPRESA NACIONAL DE ENERGIA ELECTRICA
BALANZA DE COMPROBACION
SALDOS AL 31 DE AGOSTO DE 2022 (CIFRAS EXPRESADAS EN LEMPIRAS)

Soc.	Cta.mayor	Texto breve	Arrastre de saldos	Saldo per.anteriores	Periodo de informe debe	Saldo Haber per.inf.	Saldo acumulado
HN01	5232000000	Mantenimiento y Repa	-	-	838,166.35	9,247.86	828,918.49
HN01	5233100000	Mantenimiento y Repa	-	-	789,038.33	-	789,038.33
HN01	5233300000	Mantenimiento y Repa	-	-	96,600.00	48,300.00	48,300.00
HN01	5233500000	Mantenimiento y Repa	-	-	1,105.22	-	1,105.22
HN01	5233900000	Mantenimiento y Repa	-	-	5,288.00	-	5,288.00
HN01	5234000000	Mantenimiento y Repa	-	-	3,449,365.93	28,476.30	3,420,889.63
HN01	5235000000	Limpieza, Aseo y Fum	-	-	57,500.00	-	57,500.00
HN01	5236000000	Mantenimiento de Sis	-	-	918,027.96	918,027.96	-
HN01	5242000000	Estudios, Investigac	-	-	7,000.00	-	7,000.00
HN01	5245000000	Servicios de Capacit	-	-	1,352,035.17	-	1,352,035.17
HN01	5246000000	Servicios de Informá	-	-	1,542,547.36	-	1,542,547.36
HN01	5247100000	OTROS SERV. TECNICOS	-	-	258,963.98	-	258,963.98
HN01	5247200000	OTROS SERV. TECNICOS	-	-	-	4,480,366.70	-4,480,366.70
HN01	5251000000	Servicio de Transpor	-	-	2,607,560.50	961,832.33	1,645,728.17
HN01	5253000000	Servicio de Imprenta	-	-	336,440.00	-	336,440.00
HN01	5254000000	Primas y Gastos de S	-	-	3,200,917.81	-	3,200,917.81
HN01	5255000000	Comy gtos fid B Atla	-	-	11,306,774.93	-	11,306,774.93
HN01	5255100000	Com y gtos fid b Fic	-	-	23,735,183.98	-	23,735,183.98
HN01	5255210000	COM Y GTOS FID LAFI	-	-	10,486,594.77	-	10,486,594.77
HN01	5255300000	Com y gtos x ser ban	-	-	12,601,928.86	181,701.22	12,420,227.64
HN01	5255420000	COM. BONOS VGE 2021	-	-	8,593,803.36	-	8,593,803.36
HN01	5255510000	Co gto S B RBCP 2016	-	-	4,051,100.00	-	4,051,100.00
HN01	5255650000	COM. BCH VGE-2019	-	-	17,782,493.36	-	17,782,493.36
HN01	5255660000	COM. BCH VGE-2020	-	-	14,027,666.57	-	14,027,666.57
HN01	5255900000	EMPRESA ENERGIA HOND	-	-	2,711,742,229.84	572,450,661.08	2,139,291,568.76
HN01	5255910000	EMPRESA ENERGIA HOND	-	-	29,233,729.40	-	29,233,729.40
HN01	5255920000	Asoc. Operador del S	-	-	28,871,200.58	28,871,200.58	-
HN01	5256000000	Publicidad y Propaga	-	-	96,671.88	8,121.88	88,550.00
HN01	5257000000	Servicio de internet	-	-	63,882.50	9,257.50	54,625.00
HN01	5258000000	Gasto por Diferencia	-	-	5,886,833.49	113,566.21	5,773,267.28
HN01	5259000000	Otros Servicios Come	-	-	400.00	-	400.00
HN01	5261100000	Pasajes Nacionales	-	-	681,866.00	-	681,866.00
HN01	5261200000	Pasajes al Exterior	-	-	48,055.27	-	48,055.27
HN01	5262100000	Viáticos Nacionales	-	-	6,565,121.24	127,462.47	6,437,658.77
HN01	5262200000	Viáticos al Exterior	-	-	198,619.52	-	198,619.52
HN01	5271210000	Impuesto sobre Indus	-	-	1,400.00	-	1,400.00
HN01	5272100000	Tasas	-	-	1,147,500.57	-	1,147,500.57
HN01	5275000000	Gastos Judiciales	-	-	1,081,604,815.61	152,639,226.06	928,965,589.55
HN01	5291000000	Ceremonial y Protoco	-	-	148,686.53	96,430.92	52,255.61
HN01	5292000000	Servicios de Vigilan	-	-	6,565,243.13	-	6,565,243.13
HN01	5311000000	PROD. ALIMEN. Y BEBI	-	-	383,271.64	-	383,271.64
HN01	5314100000	Productos Agrícolas	-	-	44,050.00	-	44,050.00
HN01	5315000000	Madera, Corcho y sus	-	-	2,934,807.36	177,589.82	2,757,217.54
HN01	5321000000	Hilados y Telas	-	-	84,546.85	-	84,546.85
HN01	5322000000	Confecciones TeXtile	-	-	8,533.91	-	8,533.91
HN01	5323100000	Prendas de Vestir	-	-	837.65	-	837.65
HN01	5331000000	Papel de Escritorio	-	-	35,532.21	-	35,532.21
HN01	5333000000	Productos de Artes G	-	-	118,599.37	7,487.57	111,111.80
HN01	5334000000	Productos de Papel y	-	-	13,862.70	1,010.52	12,852.18
HN01	5335000000	Libros, Revistas y P	-	-	1,452,047.46	4,000.00	1,448,047.46
HN01	5337000000	Especies Timbradas y	-	-	36,750.00	-	36,750.00
HN01	5342000000	Articulos de Cuero	-	-	12,985.44	-	12,985.44
HN01	5343000000	Articulos de Caucho	-	-	28,922.00	-	28,922.00
HN01	5344000000	Llantas y Cámaras de	-	-	948,430.34	23,920.00	924,510.34
HN01	5351000000	Productos Químicos	-	-	1,530,607.04	548,788.57	981,818.47
HN01	5352100000	Productos Farmacéuti	-	-	1,707,919.54	75,821.04	1,632,098.50
HN01	5353000000	Abonos y Fertilizant	-	-	207,066.38	-	207,066.38
HN01	5354000000	Insecticidas, Fumiga	-	-	91,030.90	-	91,030.90
HN01	5355000000	Tintas, Pinturas y C	-	-	356,420.14	-	356,420.14
HN01	5356100000	gasolina	-	-	1,195,852.67	9,502.85	1,186,349.82
HN01	5356200000	Diesel	-	-	9,790,818.96	1,415,849.85	8,374,969.11
HN01	5356400000	Gas LPG	-	-	408.00	-	408.00
HN01	5356500000	Aceites y Grasas Lub	-	-	1,003,973,839.27	1,002,291,966.41	1,681,872.86
HN01	5358000000	Productos de Materia	-	-	132,319.94	189.60	132,130.34
HN01	5361000000	Productos Ferrosos	-	-	611,922.06	2,597.00	609,325.06
HN01	5363000000	Estructuras Metálica	-	-	15,918,295.48	2,813,495.00	13,104,800.48
HN01	5364000000	Herramientas Menores	-	-	520,702.87	86,368.17	434,334.70
HN01	5365000000	Mat de guerra y seg	-	-	299,762.20	6,854.00	292,908.20
HN01	5369200000	Acces de metal	-	-	200.62	-	200.62
HN01	5369300000	Gast X El Ferrreteria	-	-	1,779,435.32	115,894.55	1,663,540.77
HN01	5371000000	Productos de Arcilla	-	-	20,699.00	-	20,699.00
HN01	5373000000	Productos de Loza y	-	-	21,939.70	-	21,939.70
HN01	5375000000	Cemento, Cal y Yeso	-	-	91,222.94	-	91,222.94
HN01	5378000000	PIEDRA, ARCILLA Y AR	-	-	19,800.00	-	19,800.00
HN01	5379100000	Prod aislantes	-	-	18,000.00	-	18,000.00
HN01	5384000000	Piedra, Arcilla y Ar	-	-	178,296.00	-	178,296.00
HN01	5391000000	Elementos de Limpiez	-	-	660,664.29	88,313.38	572,350.91
HN01	5392000000	Utiles de Escritorio	-	-	1,950,919.42	196,061.62	1,754,857.80
HN01	5393000000	Utiles y Materiales	-	-	113,141,576.01	13,898,073.52	99,243,502.49
HN01	5394000000	Utensilios de Cocina	-	-	54,213.11	-	54,213.11
HN01	5396000000	Repuestos y Acces	-	-	12,893,929.36	537,375.50	12,356,553.86
HN01	5397000000	CF ENERGIA TERMICA	-	-	18,687,415,247.11	7,325,863,810.83	11,361,551,436.28
HN01	5397100000	CX ENER TERMICA	-	-	25,503,368.67	-	25,503,368.67
HN01	5397200000	FACT. EXTERNA	-	-	586,342,998.21	135,193,847.52	451,149,150.69
HN01	5397310000	COMPRA DE ENERGIA	-	-	4.51	-	4.51
HN01	5397500000	FALLAS	-	-	5,812,902.08	651,359.85	5,161,542.23

EMPRESA NACIONAL DE ENERGIA ELECTRICA
BALANZA DE COMPROBACION
SALDOS AL 31 DE AGOSTO DE 2022 (CIFRAS EXPRESADAS EN LEMPIRAS)

Soc.	Cta.mayor	Texto breve	Arrastre de saldos	Saldo per. anteriores	Periodo de informe debe	Saldo Haber per. inf.	Saldo acumulado
HN01	5397600000	CARGOS POR SERVICIO	-	-	82,354,885.47	30,250.15	82,324,635.32
HN01	5397610000	SERVICIOS	-	-	28,777,010.62	2,716,455.01	26,060,555.61
HN01	5397620000	CARGOS	-	-	12,144,860.77	1,195,932.07	10,948,928.70
HN01	5397700000	COMPRA ENERGIA P/ODS	-	-	3,358,624,228.13	2,005,140,559.83	1,353,483,668.30
HN01	5397800000	CF ENERG RENOVABLE	-	-	15,588,154,513.88	8,601,191,448.52	6,986,963,065.36
HN01	5397810000	C ENERG RENOVABLE	-	-	42,505,614.45	-	42,505,614.45
HN01	5399100000	Gastos de Proyectos	-	-	10,517,119.80	4,556,725.48	5,960,394.32
HN01	5399200000	Gastos de Proyectos	-	-	6,441,459.76	-	6,441,459.76
HN01	5399500000	Gastos de Proyectos	-	-	70,012.35	-	70,012.35
HN01	5399600000	GASTOS FINANCIEROS	-	-	4,418,247.92	-	4,418,247.92
HN01	5428000000	Herramientas Mayores	-	-	77,271.20	-	77,271.20
HN01	5429000000	Equipos para Electri	-	-	1,779,202.25	-	1,779,202.25
HN01	5451000000	Aplicaciones Informa	-	-	1,748,654.72	-	1,748,654.72
HN01	5472100000	Const Me b do Pub	-	-	17,166,714.74	4,215,113.76	12,951,600.98
HN01	5512310000	Gastos Diferencias R	-	-	14.48	36.28	-21.80
HN01	5512400000	Beneficios Especiale	-	-	549,483.00	-	549,483.00
HN01	5533100000	Transferencias y Don	-	-	84,690,358.78	6,959,592.46	77,730,766.32
HN01	5701020000	Revalorización	-	-	0.01	0.02	-0.01
HN01	5701030000	Diferencia en el Pre	-	-	417,321.20	-	417,321.20
HN01	5701060000	Ajuste por Impugnaci	-	-	192,959.33	-	192,959.33
HN01	5712130000	Intereses de Titulos	-	-	155,541,984.51	57,424,342.50	98,117,642.01
HN01	5712150000	Intereses de Titulos	-	-	768,836,250.01	-	768,836,250.01
HN01	5712151000	GTO.X INT. BONO 2020	-	-	1,044,134,285.45	494,575,568.75	549,558,716.70
HN01	5712170000	Intereses de Titulos	-	-	629,711,326.05	258,308,170.60	371,403,155.45
HN01	5712180000	Intereses de Titulos	-	-	1,496,616.47	-	1,496,616.47
HN01	5712190000	Intereses de Titulos	-	-	15,251,006.27	-	15,251,006.27
HN01	5712200000	Intereses por Prést	-	-	35,603,721.88	43,338,471.83	-7,734,749.95
HN01	5712210000	Intereses de Titulos	-	-	123,556,944.31	-	123,556,944.31
HN01	5712230000	Gto. Amort. Descuento	-	-	3,293,281.07	45,256.35	3,248,024.72
HN01	5712240000	Gto.X Ints. BVGE2020	-	-	392,624,250.06	157,646,050.00	234,978,200.06
HN01	5712250000	Gto.X Ints. BVGE2021	-	-	159,552,710.36	69,654,630.75	89,898,079.61
HN01	5712260000	AMO DESCTO. BVGE2021	-	-	524,796.28	-	524,796.28
HN01	5712300000	Intereses por Prést	-	-	31,841,823.84	3,754,385.03	28,087,438.81
HN01	5712800000	Intereses por Prést	-	-	38,360,432.20	3,185,407.55	35,175,024.65
HN01	5712810000	Intereses de Titulos	-	-	2,214,118.05	-	2,214,118.05
HN01	5712820000	Intereses de Titulos	-	-	50,731.19	-	50,731.19
HN01	5713000000	Comisiones y Otros G	-	-	48,373.70	-	48,373.70
HN01	5732000000	Intereses de la Deud	-	-	243,064,982.02	104,822,237.32	138,242,744.70
HN01	5762000000	Perdida mod eXt	-	-	622,322,400.32	16,133,816.02	606,188,584.30
HN01	5762100000	Perdida Correc monet	-	-	677,645.16	677,506.40	138.76
HN01	5762400000	Perd conver moneta	-	-	2,515,177.45	17,378.41	2,497,799.04
HN01	5762500000	Perd cam m EPR	-	-	1,581,897.81	-	1,581,897.81
HN01	5900041000	Prv para Cta de Dudo	-	-	1,290,478,616.43	959,268,824.06	331,209,792.37
HN01	5900042000	Prv para Cta de Dudo	-	-	775,879.62	261,299.88	514,579.74
HN01	5900043000	Prv para Cta de Dudo	-	-	96,933,850.37	39,664,157.27	57,269,693.10
HN01	5912100000	Deprec Edificios	-	-	4,063,757.54	-	4,063,757.54
HN01	5921100000	Depreci Mueble of	-	-	729,226.43	-	729,226.43
HN01	5921200000	Depreci Equipo of	-	-	316,535.82	-	316,535.82
HN01	5921300000	Depreci Mueble aloj	-	-	109,178.65	-	109,178.65
HN01	5921400000	Depreci Electrodrom	-	-	95,078.37	-	95,078.37
HN01	5922700000	Depreci Maquinaria	-	-	374,819,423.10	-	374,819,423.10
HN01	5923100000	Depreci Equipo trans	-	-	920.19	-	920.19
HN01	5923400000	Depreci Equipo elev	-	-	14,572.80	-	14,572.80
HN01	5924100000	Depreci Equipo medic	-	-	322.57	-	322.57
HN01	5924200000	Depreci Equipo labor	-	-	11,564.67	-	11,564.67
HN01	5924300000	Depreci Equipo labor	-	-	274,044.85	-	274,044.85
HN01	5925100000	Depreci Equipo comun	-	-	198,265.69	-	198,265.69
HN01	5925200000	Depreci Equipo Señal	-	-	34,991.23	-	34,991.23
HN01	5926000000	Depreci Equipo compu	-	-	3,602,802.10	-	3,602,802.10
HN01	5927100000	Depreci Muebles equi	-	-	24,624.87	-	24,624.87
HN01	5927200000	Depreci Equipo Recre	-	-	286.16	-	286.16
HN01	5928000000	Depreci Herra mayor	-	-	2,261,819.37	-	2,261,819.37
HN01	5962000000	Depreci Comp Port	-	-	110,234.49	-	110,234.49
HN01	5991000000	Dif en redondeo	-	-	0.01	-	0.01
HN01	7202010000	Garantia de Calidad	4,523,707.97	-	18,977,214.80	16,419,330.58	7,081,592.19
HN01	7202020000	Garantia de Calidad	14,667.09	-	1,188,306.01	685,718.30	517,254.80
HN01	7302010000	Garantia de Cumplimi	6,499,588,867.37	-	25,999,966,883.30	25,999,101,982.13	6,500,453,768.54
HN01	7302020000	Garantia de Cumplimi	1,050,058,847.51	-	5,212,730,544.96	5,387,511,395.31	875,277,997.16
HN01	7401010000	Dobre Deudas Prestam	244,412,744.71	-	-	-	244,412,744.71
HN01	7402010000	Sobre Deuda Prestamo	333,656,818.80	-	-	-	333,656,818.80
HN01	7405010000	Sobre Deuda RECO	25,458,493.28	-	1,220,681.36	-	26,679,174.64
HN01	7406010000	Dobre Deuda Prestamo	412,752,477.87	-	5,032,360.34	12,984,051.03	404,800,787.18
HN01	7407010000	Sobre Deuda BID 007	191,847,635.07	-	6,089,149.11	33,450,760.55	164,486,023.63
HN01	7408010000	Sobre Deuda BCIE 203	594,540,740.07	-	-	-	594,540,740.07
HN01	7409010000	TERRENOS Inundables	380,605.55	-	-	-	380,605.55
HN01	7501010000	Depositos de Abonado	4,645,593.68	-	-	-	4,645,593.68
HN01	7502010000	Depositos de Abonado	412,413,343.48	-	-	-	412,413,343.48
HN01	7503010000	Depositos de Abonado	32,800,240.61	-	-	-	32,800,240.61
HN01	7601010000	DEMANDAS LABORALES	720,415,169.77	-	-	-	720,415,169.77
HN01	7601020000	Empresa Energia Hond	6,799,214,301.74	-	697,567,334.66	-	7,496,781,636.40
HN01	7601030000	DEMANDAS CIVILES Y C	8,754,462,574.11	-	-	-	8,754,462,574.11
HN01	7700010000	INCENT. MECER (SOLAR	364,805,576.08	-	-	-	364,805,576.08
HN01	7700020000	INCENT. LLANOS DEL S	155,716,225.58	-	-	-	155,716,225.58
HN01	7700030000	INCENT. GENERADORES	177,043,793.20	-	-	-	177,043,793.20
HN01	7700040000	INCENT. ENERBASA, SO	231,979,252.10	-	-	-	231,979,252.10
HN01	7700050000	INCENT. EMPRESA ENER	478,965,073.57	-	-	-	478,965,073.57

