



Empresa Nacional
de Energía Eléctrica




MEMORANDO DDC 1133-IX-2022

PARA: Abog. Isis Perdomo
Jefe de Unidad de Transparencia y Lucha Contra la Corrupción

DE: Departamento de Contabilidad

ASUNTO: Balance General mes de Julio y agosto de 2022

FECHA: 23 de septiembre de 2022



Por medio de la presente se adjunta Balance General correspondiente al mes de **julio y agosto de 2022** de la Empresa Nacional de Energía Eléctrica (ENEE), para que sea publicado en el Portal de Transparencia.

Dichos documentos fueron recibidos el día de hoy en la Gerencia de Finanzas Corporativas, debido a que los mismos se encontraban en proceso de revisión y firma por parte de nuestras autoridades superiores.

Atentamente,


Lic. Melvin Alemán

Departamento de Contabilidad




Lic. Ana Aguilar V.

Gerente de Finanzas Corporativas por
Delegación



- Archivo
- ME/GIF


EMPRESA NACIONAL DE ENERGIA ELECTRICA
BALANCE DE SITUACION FINANCIERA CONDENSADO
AL 31 DE JULIO DE 2022 (Cifras expresadas en Lempiras)

DESCRIPCION	ACTIVOS PATRIMONIALES			PASIVOS Y PATRIMONIO		
	2022	2021	2020	2022	2021	2020
1. Activo				2. PATRIMONIO Y PASIVO		
Activo Corriente				21. Patrimonio Neto		
111. Disponibilidades	902,965,550.40	644,807,536.42	258,158,013.98	Resultado Pérdida acumulada del ejercicio	4,082,467,839.41	2,783,541,386.78
113 Cuentas y Documentos por cobrar	14,142,054,718.54	11,265,019,727.02	2,877,034,991.52	316. Déficit acumulado	70,211,731,726.74	62,852,538,950.35
Total Activo Corriente	15,045,020,268.94	11,909,827,263.44	3,135,193,005.50	312. Transferencias de capital recibidas	-9,782,936,606.32	-9,783,690,122.22
Activo No Corriente				313. Revaluación de Activos	-4,384,234,000.00	-
115 Materiales y Suministros	637,774,454.50	588,733,544.30	49,040,910.20	314. Condonación de la Deuda	-1,536,846,990.19	-1,536,846,990.19
112 Inversiones Financieras	165,064,418.03	162,034,118.03	3,030,300.00	315. Aporte de Organismos internacionales	-23,714,442.35	-23,714,442.35
116 Otros activos	57,914,067.46	87,031,799.03	-29,117,731.57	Capital Propio	-1,721,121,046.87	-1,721,121,046.87
Total Activo No Corriente	860,752,939.99	837,799,461.36	22,953,478.63	Total Patrimonio	56,845,346,480.42	48,186,473,735.50
Propiedad, Planta y Equipo				Pasivo		
190 En Servicio Neto	7,457,673,724.09	7,980,538,183.95	-522,864,459.86	Pasivo corriente	-35,779,041,698.69	-26,202,727,476.61
170 En Construcción	14,759,995,113.60	14,017,982,751.36	742,012,362.24	211. Cuentas por pagar proveedores	-20,954,941,532.15	-12,499,583,446.59
Total Propiedad, Planta y Equipo	22,217,668,837.69	21,998,520,935.31	219,147,902.38	212. Deuda Externa e interna de corto plazo	-5,423,120,998.87	-5,448,277,071.20
Activos a Largo Plazo				213. Deuda Externa e interna de corto plazo Mora	-5,362,140,632.91	-4,895,130,896.79
Descuento Refinanciamiento Bonos	-	-	0.00	214. Intereses por pagar deuda externa e interna CP	-373,879,535.98	-451,181,715.73
Otros Documentos por cobrar	-	-	0.00	215. Intereses por pagar deuda externa e interna	-3,664,958,998.78	-2,908,554,346.30
Activos Diferidos	32,933,106.75	34,560,758.60	-1,627,651.85	Pasivo a Largo Plazo	-59,222,679,935.10	-56,764,454,677.60
Total activo a Largo Plazo	32,933,106.75	34,560,758.60	-1,627,651.85	221. Deuda externa e interna Largo Plazo	-53,922,400,356.76	-51,475,658,477.20
				223. Otros documentos por pagar	-100,889,592.21	-889,592.21
Suma El activo	38,156,375,153.37	34,780,708,418.71	3,375,666,734.66	224. Depósitos de abonados	-684,333,852.66	-496,213,949.58
				226. Pasivo Laboral por pagar	-838,401,356.10	-770,453,196.84
				231. Otros Pasivos	-3,676,654,777.37	-4,021,239,461.77
				Total Pasivo	-95,001,721,633.79	-82,967,182,154.21
				Suma El Pasivo y Patrimonio	-38,156,375,153.37	-34,780,708,418.71


Lic. Melvin Alemán
 Departamento de Contabilidad



Lic. Ana Lourdes...
 Gerente de Finanzas Corporativas por Disposición



Ing. Erick M. Pejada, Carbaljal
 Gerente General



EMPRESA NACIONAL DE ENERGIA ELECTRICA
BALANZA DE COMPROBACIÓN
SALDOS AL 31 DE JULIO DE 2022 (CIFRAS EXPRESADAS EN LEMPIRAS)

Soc.	Cta mayor	Texto breve	Arrastre de saldos	Saldo per. anteriores	Período de Informe debe	Saldo Haber per.inf.	Saldo acumulado
HN01	113332000	CxC SAR	54,904,929.32	-	-	-	54,904,929.32
HN01	113334000	Ctas Fmb X Prest	-	-	581,721,584.95	576,419,622.56	5,301,962.39
HN01	113335500	Cxc Reseva Prestamo	37,431,512.45	-	-	-	37,431,512.45
HN01	113335600	Cxc Embargos Cuentas	59,514,614.52	-	-	-	59,514,614.52
HN01	113335700	CTAS/ COBRAR FICOSHA	34,106,848.08	-	-	-	34,106,848.08
HN01	113336100	Fal Rep Mat Tega	13,808,844.65	-	-	-	13,808,844.65
HN01	113336200	Fal Rep Mat C Sur	3,035,436.59	-	48,944.60	82,573.51	3,001,807.68
HN01	113336300	Fal Rep Mat Noroc	-251,760.86	-	82,254.80	154,627.22	-324,133.28
HN01	113336520	Fal Rec Bco. Atlanti	31,249,999.91	-	-	-	31,249,999.91
HN01	113337100	Plan Med Em Tega	542,358.39	-	586,771.51	88,140.50	-43,727.38
HN01	113346000	Desembolsos por Cobr	1,166,783,955.31	-	114,875,387.62	432,852,020.95	848,807,321.98
HN01	113346300	Desembolsos por Cobr	107,623,738.79	-	-	5,567,853.49	102,055,885.30
HN01	113351000	Otras x C Int Nic En	247,964,675.01	-	-	-	247,964,675.01
HN01	113352000	Otras x C IHRE Panam	1,073,760.91	-	-	-	1,073,760.91
HN01	113353000	Otras x C RECO	26,157,458.45	-	-	-	26,157,458.45
HN01	113354000	O C EPR SIEPA B 2016	88,784,630.62	-	977,956.89	2,168,793.75	87,593,793.76
HN01	113355000	O x C StandFruit Co	88,963,304.96	-	-	-	88,963,304.96
HN01	113357000	O x C Ag Ad Ferr N	619,072.63	-	-	-	619,072.63
HN01	113363000	Retenc. Recaudacion	743,674.17	-	-	-	743,674.17
HN01	113374000	Reserva Pago	645,280,752.21	-	24,700,000.00	656,347,222.02	13,633,530.19
HN01	113375000	PTMO SINDII (2018)	293,136,110.49	-	414,000,000.00	625,073,610.89	72,062,499.60
HN01	113377000	DCTOS EMISION BONOS	9,472,014.70	-	-	1,496,616.47	7,975,398.23
HN01	113378000	DCTOS EMISION BONOS	29,416,439.73	-	45,256.35	3,293,281.07	26,168,415.01
HN01	113379000	DCTOS EMISION BONOS	5,527,383.77	-	-	609,298.14	4,918,085.63
HN01	113410000	Pv P/ c Dud C Ab Rs	-6,226,288,289.10	-	959,268,824.06	1,290,478,616.43	-6,557,498,081.47
HN01	113412000	Pv P/ c Dud C Ab Ind	-51,661,990.38	-	261,295.88	775,879.62	-52,176,570.12
HN01	113413000	Pv P/ c Dud C Ab Com	-2,986,920,749.29	-	39,664,157.27	96,933,850.37	-3,044,190,442.39
HN01	113414000	Pv P/c Dud Int Nic E	-247,964,675.01	-	-	-	-247,964,675.01
HN01	113415000	Pv P/c Dud Int IHRE	-1,073,760.91	-	-	-	-1,073,760.91
HN01	113416000	Pv P/c Dud RECO	-26,157,458.45	-	-	-	-26,157,458.45
HN01	113418000	Pv p/c Dud Stand FC	-88,963,304.96	-	-	-	-88,963,304.96
HN01	113422000	Pv P/Int X Contr Deu	-99,669,459.83	-	78,444,223.22	136,870,324.32	-158,095,560.93
HN01	113423000	RVA. COM. GTIA.BANCA	21,389,978.55	-	-	-	21,389,978.55
HN01	113424000	RESERVA SOBREGIRO	42,342,026.95	-	-	-	42,342,026.95
HN01	113425000	RVA. REEMB. INV. 2AÑO	-142,338,601.29	-	229,984,820.32	354,998,905.51	17,324,516.10
HN01	113426000	RVA. REEMB. M/O 2AÑO	102,952,771.43	-	52,236,507.93	-	155,189,279.36
HN01	113611000	Ant Prov nacionales	6,360,613.91	-	-	-	6,360,613.91
HN01	113612000	Ant Prov Extraj	164,141,666.47	-	1,505,233.57	37,331,890.67	128,315,009.37
HN01	113691100	Antc P/ Gst Vje CS	62,187.95	-	-	937.50	61,250.45
HN01	113691200	Antc P/ Gst Vje NO	606,490.85	-	4,289.38	64,263.99	546,516.24
HN01	113691300	Antc P/ Gst Vje Atl	53,250.00	-	-	-	53,250.00
HN01	113691400	Antc P/ Gst Vje Cntr	133,978.70	-	33,578.55	55,356.22	112,201.03
HN01	113692100	Antc P/ Gst Vje CS	23,509.27	-	-	-	23,509.27
HN01	113692200	Antc P/ Gst Vje NO	347,613.08	-	-	4,812.50	342,800.58
HN01	113692300	Antc P/ Gst Vje Atl	-2,462.50	-	-	-	-2,462.50
HN01	113692400	Antc P/ Gst Vje Cntr	199,502.59	-	1,937.50	-	201,440.09
HN01	113710000	Antc Gastos Varios	40,156,149.70	-	22,626,230.94	29,792,418.80	32,989,961.84
HN01	113910000	Ctas X Liq Dec Ct M	-	-	76,523,142.56	76,523,142.56	-
HN01	113920000	Ctas X Liq Aguin	-	-	11,931.98	-	11,931.98
HN01	115100000	Inv Mat y Sums	180,508,160.82	-	1,197,832,262.88	1,170,131,664.40	208,208,759.30
HN01	115200000	Inv Mat y Sum Prys	62,836,127.01	-	9,423,867.25	20,239,670.79	52,020,323.47
HN01	115300000	Inv Repuestos	267,265,183.47	-	9,522,382.36	11,518,864.52	265,268,701.31
HN01	115400000	Inv Rp Prys	19,770,282.74	-	-	62,233.20	19,708,049.54
HN01	115510000	Inv Cmb uso Gral	2,160,639.83	-	9,775,777.14	10,041,443.52	1,894,973.45
HN01	115530000	Inv Comb Generacion	110,123,663.48	-	-	-	110,123,663.48
HN01	115820000	PROVISION POR OBSOLE	-19,450,016.05	-	-	-	-19,450,016.05
HN01	116126000	CxC Anticipo	1,250,000.00	-	-	-	1,250,000.00
HN01	116221000	Dep en Garan MER	103,382,347.65	-	35,333,481.70	82,051,761.89	56,664,067.46
HN01	131100000	Cst H terrenos	482,104,664.93	-	27,106,815.71	-	509,211,480.64
HN01	131200000	Revaluó de Terrenos	41,439,412.79	-	-	-	41,439,412.79
HN01	132100000	Cst H Edificios	139,428,387.04	-	-	-	139,428,387.04
HN01	132200000	Revaluó de Edificios	205,245,859.71	-	-	-	205,245,859.71
HN01	132910000	Depr Cst H Ed	-90,136,808.01	-	-	1,408,594.28	-91,545,402.29
HN01	132920000	Depr Reval Edificios	-114,894,650.68	-	-	2,147,294.29	-117,041,944.97
HN01	134111000	Cst H Hid Cajón	1,692,206,230.52	-	-	-	1,692,206,230.52
HN01	134112000	Cst Rv Ctr Hid Cajón	16,522,041,260.68	-	-	-	16,522,041,260.68
HN01	134113100	Depr Cst H Cajón	-1,179,876,397.26	-	-	14,731,714.85	-1,194,608,112.11
HN01	134113200	Dep Rv Ctr El Cajón	-16,099,460,553.28	-	-	29,533,148.75	-16,128,993,702.04
HN01	134121000	Cst H Ctr Patuacall	20,585.00	-	-	-	20,585.00
HN01	134123100	Depr Cst H Patuacall	-21.23	-	-	148.60	-169.83
HN01	134131000	Cst H Cpj Hidr Cañav	594,843,711.48	-	-	-	594,843,711.48
HN01	134132000	Cst Rv Cpj Hid Cañav	5,829,787,670.77	-	-	-	5,829,787,670.77
HN01	134133100	Depr Cst H Cañaveral	-588,724,364.85	-	-	24,417.24	-588,748,782.09
HN01	134133200	Depr Reval Cañaveral	-5,771,489,794.17	-	-	-	-5,771,489,794.17
HN01	134141000	Cst H Prys Hidr Nisp	118,098,851.76	-	-	-	118,098,851.76
HN01	134142000	Cst Rv Prys Hidr Nisp	1,156,542,888.24	-	-	-	1,156,542,888.24
HN01	134143100	Depr Cst H El Nisp	-116,831,122.36	-	-	655.00	-116,831,777.36
HN01	134143200	Dep Rv El Nispero	-907,250,579.61	-	-	8,359,636.49	-915,610,216.10
HN01	134151000	Cst H Sta M Real	3,393,548.14	-	-	-	3,393,548.14
HN01	134152000	Cst Rv Sta M Real	33,044,082.50	-	-	-	33,044,082.50
HN01	134153100	Dep A Cst H S M Real	-2,721,963.63	-	-	21,399.44	-2,743,363.07
HN01	134153200	Dep Rv Sta M Real	-32,713,641.68	-	-	-	-32,713,641.68
HN01	134231000	Cst H Plnt Térm Ce	106,903,241.94	-	-	-	106,903,241.94
HN01	134232000	Cst Rev Plnt Térm Ce	614,047,064.52	-	-	-	614,047,064.52
HN01	134233100	Depr Cst H Plnt Ceib	-105,546,163.41	-	-	17,110.99	-105,563,274.40
HN01	134233200	Dep Rv Plnt La Ceiba	-607,906,590.61	-	-	-	-607,906,590.61
HN01	135110000	Cst H Líneas Trs N	1,583,103,246.04	-	-	-	1,583,103,246.04
HN01	135120000	Cst Rev Líneas Trs N	4,410,342,527.11	-	-	-	4,410,342,527.11
HN01	135131000	Depr Cst H Lin Trs N	-1,371,974,350.87	-	-	12,185,640.16	-1,384,159,991.03
HN01	135132000	Dep Rv Lin Trs Nac	-4,083,607,601.02	-	-	12,592,278.66	-4,096,199,879.68
HN01	135310000	Cst H Sub Estaciones	1,016,955,787.62	-	409,625.03	-	1,017,365,412.65
HN01	135320000	Cst Rev Sub Est	2,884,052,899.40	-	-	-	2,884,052,899.40
HN01	135331000	Depr Cst H Sub Est	-716,793,666.72	-	-	10,845,767.44	-727,639,434.16
HN01	135332000	Dep Rv Sub Est	-2,266,441,583.85	-	-	27,340,116.88	-2,293,781,700.73
HN01	136110000	Cst H Sis de Desp	121,695,832.45	-	-	-	121,695,832.45
HN01	136120000	Cst Rev Sis de D	345,318,932.34	-	-	-	345,318,932.34

EMPRESA NACIONAL DE ENERGIA ELECTRICA
BALANZA DE COMPROBACION
SAI.DOS AL 31 DE JULIO DE 2022 (CIFRAS EXPRESADAS EN LEMPIRAS)

Soc.	Cta.mayor	Texto breve	Arrastre de saldos	Saldo per. anteriores	Periodo de informe debe	Saldo Haber per.inf.	Saldo acumulado
HN01	1361310000	Depr Cst H Sis de D	-109,467,742.34	-	-	1,525,505.50	-110,993,247.84
HN01	1361320000	Dep Rv Sis de Desp	-336,334,005.74	-	-	355,249.18	-336,689,254.92
HN01	1362100000	Cst H Sis de Dist	6,864,862,525.34	-	-	-	6,864,862,525.34
HN01	1362200000	Cst Rev Sis de Dist	7,898,585,008.56	-	-	-	7,898,585,008.56
HN01	1362310000	Depr Cst H Sis de D	-6,027,115,942.84	-	-	120,649,771.56	-6,147,765,714.40
HN01	1362320000	Dep Rv Sis de Dis	-5,264,642,377.86	-	-	89,706,079.49	-5,354,348,457.35
HN01	1371100000	Cst H Maquinaria	1,280,709.15	-	381,333.10	-	1,662,042.25
HN01	1371310000	Depr Cst H Maq	-968,393.15	-	-	41,517.70	-1,009,910.85
HN01	1372100000	Cst H Carga	1,691,735.36	-	-	-	1,691,735.36
HN01	1372310000	Depr Cst H Eq Carg	-1,674,794.75	-	-	23.26	-1,674,818.01
HN01	1373100000	Cst H Eq Mnt Lin Cir	1,210,860.56	-	9,315.00	-	1,220,175.56
HN01	1373310000	Depr Cst H Eq Mt Lin	-481,342.97	-	-	65,508.65	-546,851.62
HN01	1379100000	Cst H Herramientas	124,531,467.39	-	1,611,553.53	-	126,143,020.92
HN01	1379310000	Depr Cst H Herr	-112,485,374.64	-	-	1,960,225.92	-114,445,600.56
HN01	1381100000	Cst H vehic Trsnp	234,420,503.47	-	111,538.50	-	234,532,041.97
HN01	1381310000	Dep Cst H veh Tp	-231,859,527.29	-	-	12,751.20	-231,872,278.49
HN01	1382100000	Cst H Mob y Eq Of	84,847,096.38	-	562,532.15	-	85,409,628.53
HN01	1382310000	Depr Cst H M y Eq	-77,541,518.22	-	-	921,852.63	-78,463,370.85
HN01	1383100000	Cst H Eq Médico y S	8,662,464.93	-	1,324,712.89	-	9,987,177.82
HN01	1383310000	Dep Cst H Eq Méd	-5,816,241.62	-	-	247,386.70	-6,063,628.32
HN01	1384100000	Cst H Eq Educac y R	1,467,330.62	-	-	-	1,467,330.62
HN01	1384310000	Dep Cst H Eq Ed Rc	-1,155,048.45	-	-	21,834.21	-1,176,882.66
HN01	1385100000	Cst H Eq de Inf	185,915,972.07	-	790,345.25	-	186,706,317.32
HN01	1385310000	Depr Cst H Eq de inf	-167,199,851.48	-	-	3,149,575.35	-170,349,426.83
HN01	1386100000	Cst H Eq de Com	15,325,246.73	-	3,248,109.13	-	18,573,355.86
HN01	1386310000	Depr Cst H Eq de Com	-14,881,004.93	-	-	169,899.69	-15,050,904.62
HN01	1386400000	Pinturas obras arte	57,531.22	-	-	-	57,531.22
HN01	1387100000	Cst H Equipo de Seg	6,194,490.06	-	248,400.00	-	6,442,890.06
HN01	1387310000	Depr Cst H Eq de Seg	-5,852,199.15	-	-	95,996.05	-5,948,195.20
HN01	1421000000	Cst H Mb, Eq y Viv	13,752,583.74	-	182,735.00	-	13,935,318.74
HN01	1423100000	Depr C H Mb, Eq Viv	-12,474,150.76	-	-	93,441.80	-12,567,592.56
HN01	1431000000	Cst H electrodomest	13,923,301.10	-	87,400.00	-	14,010,701.10
HN01	1433100000	Depr C H Electrodomie	-13,435,515.06	-	-	83,396.87	-13,518,911.93
HN01	1433300000	Inv. II año EEH	643,726,698.89	-	-	-	643,726,698.89
HN01	1490012632	AF/Equipo p *TRANS*	773,735.32	-	-	-	773,735.32
HN01	1490013842	AF/DEP.COMB *TRANS*	-240,790,125.03	-	-	-	-240,790,125.03
HN01	1490013843	AF/MOTOR, EQ *TRANS*	240,790,125.03	-	-	-	240,790,125.03
HN01	1490013942	AF/DEP.COMB *TRANS*	80,245,362.41	-	-	-	80,245,362.41
HN01	1490013943	AF/MOTOR, EQ *TRANS*	-80,245,362.41	-	-	-	-80,245,362.41
HN01	1490014652	AF/Equipo pa *TRANS*	287,272.09	-	-	-	287,272.09
HN01	1490014654	AF/TORRES, P *TRANS*	381,543.43	-	-	-	381,543.43
HN01	1490014666	AF/equipo d *TRANS*	78,858,720.00	-	-	-	78,858,720.00
HN01	1490015666	AF/LINEAS E *TRANS*	1,400,977.80	-	-	-	1,400,977.80
HN01	1490015667	AF/POSTE, TR *TRANS*	96,272,577.43	-	-	-	96,272,577.43
HN01	1490015669	AF/ACOMETID *TRANS*	4,323,520.73	-	-	-	4,323,520.73
HN01	1490016691	AF/Equipo d *TRANS*	2,216,877.33	-	-	-	2,216,877.33
HN01	1490016692	AF/EQUIPO D *TRANS*	513,170.19	-	-	-	513,170.19
HN01	1490016693	AF/EQUIP. AL *TRANS*	2,320,866.23	-	-	-	2,320,866.23
HN01	1490016891	AF/MOBBI, EQ *TRANS*	-1,619,808.90	-	-	-	-1,619,808.90
HN01	1490020171	AF Curso/AD *TRANS*	-54,205,087.87	-	-	-	-54,205,087.87
HN01	1610000000	Aplic informatic	10,042,000.00	-	-	1,255,545.26	8,786,454.74
HN01	1614000000	GASTOS FINANC. INV.	11,045,619.69	-	-	3,865,966.93	7,179,652.76
HN01	1615000000	M/O Inv. EEH II AÑO	3,856,368.23	-	-	1,349,728.94	2,506,639.29
HN01	1633000000	Pagos Anticipados	14,209,996.75	-	-	-	14,209,996.75
HN01	1634000000	Seguros	168,944.60	-	465,415.38	383,996.77	250,363.21
HN01	1701000000	Proyecto PROMEF	36,914,950.12	-	-	-	36,914,950.12
HN01	1702100000	Proyecto Patuca III	1,264,811,800.38	-	-	-	1,264,811,800.38
HN01	1702200000	Proyecto Patuca III	9,742,275,198.01	-	17,350,356.79	-	9,759,625,554.80
HN01	1702300000	Proyecto Patuca III	832,954,221.87	-	-	-	832,954,221.87
HN01	1702400000	Proyecto Patuca III	1,053,156.28	-	-	-	1,053,156.28
HN01	1702500000	Proyecto Patuca III	24,720,454.92	-	-	-	24,720,454.92
HN01	1710000000	Proyecto Llanitos Ji	505,700.00	-	-	-	505,700.00
HN01	1715000000	Py Mant Obras S MOS	778,436,880.67	-	-	389,813.75	778,047,066.92
HN01	1719000000	PRY BCIE 2038	391,954.60	-	-	-	391,954.60
HN01	1722000000	Proy BID	52,869,345.88	-	-	-	52,869,345.88
HN01	1723000000	Proy BID	19,674,126.53	-	-	-	19,674,126.53
HN01	1724000000	Proy BID	49,104,412.31	-	-	-	49,104,412.31
HN01	1725000000	Apoy. Integrac.	349,024,287.77	-	-	-	349,024,287.77
HN01	1726000000	Proy. Rehab. y Poten	4,080,933.20	-	-	-	4,080,933.20
HN01	1727000000	Proy. BID 3103 BL-HO	68,665,951.51	-	-	-	68,665,951.51
HN01	1728000000	Proy. Rehab. y Poten	50,619,254.92	-	6,758,615.54	-	57,377,870.46
HN01	1729000000	Proy. Rehab. y Poten	380,615,643.35	-	-	-	380,615,643.35
HN01	1730000000	Proy. Rehab. y Poten	6,054,064.56	-	-	-	6,054,064.56
HN01	1731000000	Proy. Rehab. y Poten	12,728,453.36	-	1,369,301.60	1,162.50	14,096,592.46
HN01	1732000000	Subestación Juticalp	1,868,296.14	-	-	-	1,868,296.14
HN01	1733000000	PROY. JICA	17,257,450.88	-	-	-	17,257,450.88
HN01	1734000000	SIST. INTERCONET. NA	30,479,519.08	-	-	-	30,479,519.08
HN01	1735000000	APOY. INT. ACCI ENE	1,590,574.27	-	-	-	1,590,574.27
HN01	1736000000	APOY. INT. ACCI ENE	82,920,716.49	-	-	-	82,920,716.49
HN01	1738000000	APOY. DES SOST ENER	175,131.06	-	-	-	175,131.06
HN01	1741000000	APOY. DES SOST ENER	1,408,341.63	-	-	-	1,408,341.63
HN01	1742000000	PROG ELECT RURAL LUG	287,491.29	-	-	-	287,491.29
HN01	1743000000	APOY. PROG NAC TRANS	242,219,878.23	-	316,338,813.12	786,431.24	557,772,260.11
HN01	1744000000	APOY. PROG NAC TRANS	-	-	160,735,711.26	78,085,499.60	82,650,211.66
HN01	1745000000	APOY. PROG NAC TRANS	987,446.50	-	960,181.28	17,544.50	1,930,083.28
HN01	1746000000	APOY. PROG NAC TRANS	11,924,900.00	-	-	-	11,924,900.00
HN01	1748000000	CONV GOB CHINA Y HON	10,519,352.61	-	5,553,509.50	-	16,072,862.11
HN01	1749000000	CONV GOB CHINA Y HON	252,375,981.97	-	-	-	252,375,981.97
HN01	1750000000	APOY PROG NAC TRANSM	-	-	6,444.53	10.50	6,434.03
HN01	1751000000	PROG ELECTRIFICACION	-	-	185,894.51	123,979.21	61,915.30
HN01	1753000000	MANEJ INTEG LAGO YOJ	-	-	627,136.38	2,280.00	624,856.38
HN01	1900000000	ACTIVOS FIJOS CH/CR	2,017,788,392.11	-	-	-	2,017,788,392.11
HN01	1910000000	ACTIVOS FIJOS DA	1,950,722,834.31	-	-	-	1,950,722,834.31
HN01	2111110000	CXP energía térmica	-1,319,253,703.27	-	19,478,093,305.05	24,299,174,012.17	-6,140,334,410.39
HN01	2111150000	CXP energía Renovabl	-6,624,731,473.30	-	25,436,818,451.69	30,670,733,463.88	-11,858,646,485.49
HN01	2111210000	CXPTransacciones MER	-15,117,801.70	-	121,184,113.60	174,988,976.69	-68,922,664.79

EMPRESA NACIONAL DE ENERGÍA ELÉCTRICA
BALANZA DE COMPROBACIÓN
SALDOS AL 31 DE JULIO DE 2022 (CIFRAS EXPRESADAS EN LEMPIRAS)

Soc.	Cta. mayor	Texto breve	Arrastre de saldos	Saldo per. anteriores	Periodo de informe debe	Saldo Haber per. inf.	Saldo acumulado
HN01	2258010000	PRIMA REC S/VGF 2021	-1,905,600.00	-	233,312.51	-	-1,672,287.49
HN01	2261000000	CXP Permanentes	-678,867,098.22	-	-	34,585,954.12	-713,453,052.34
HN01	2262000000	CXP Temporales	-123,318,863.26	-	-	1,629,440.50	-124,948,303.76
HN01	2263000000	Intereses ELCOSA	95,634,976.05	-	-	-	-95,634,976.05
HN01	2264000000	Ints. EMCE CHOLOMA I	-164,640,185.34	-	-	-	-164,640,185.34
HN01	2265000000	Ints. EMCE CHOLOMA II	-44,968,595.48	-	-	-	-44,968,595.48
HN01	2266000000	Intereses LUFUSSA I	-107,152,717.51	-	53,729,991.68	-	-53,422,725.83
HN01	2267000000	Intereses LUFUSSA II	-232,027,056.57	-	-	-	-232,027,056.57
HN01	2268000000	Ints. LUFUSSA III	-1,357,278,734.71	-	-	-	-1,357,278,734.71
HN01	2269000000	Ints. ENERSA 200MW	-1,276,618,806.99	-	-	-	-1,276,618,806.99
HN01	2270000000	Ints. ENERSA 30 MW	-134,156,478.91	-	-	-	-134,156,478.91
HN01	2272000000	Ints. LAEISZ 10-A-21	-	-	98,371,135.20	122,963,919.00	-24,592,783.80
HN01	2310000000	Sobrantes Inv. Emplea	-47,809,213.57	-	19,210.65	137,536.17	47,927,539.09
HN01	2311000000	Sobrantes Inv. Proces	-9,159,001.57	-	161,717.11	147,221.76	-9,144,506.22
HN01	2311210000	Sob Rec Bco. Ficosha	-12,759,888.01	-	-	-	-12,759,888.01
HN01	2311220000	Sob Rec Bco. Atlanti	-1,868,964.15	-	-	-	-1,868,964.15
HN01	2311240000	Sob Rec Bco. Lafise	-373,197.73	-	-	-	-373,197.73
HN01	3111000000	Capital Propio	-1,721,121,046.87	-	-	-	-1,721,121,046.87
HN01	3121010000	Del Estado	-202,254,858.16	-	-	-	-202,254,858.16
HN01	3121020000	Del Sector Privado	-2,589,332.29	-	-	-	-2,589,332.29
HN01	3121030000	Proyec Financ. FOSODE	-494,040,695.28	-	-	-	-494,040,695.28
HN01	3121040000	FOSODE Decret. 119-97	-9,760,239.90	-	-	-	-9,760,239.90
HN01	3121050000	Préstamo BCIE-264-0	-327,156,933.84	-	-	-	-327,156,933.84
HN01	3121060000	Transf. Dife. Petróleo	-56,708,965.52	-	-	-	-56,708,965.52
HN01	3121070000	EKSPORTFINANS	-352,105,572.30	-	-	-	-352,105,572.30
HN01	3121080000	Prestamos 787-918	-41,020,050.00	-	-	-	-41,020,050.00
HN01	3121090000	Trans. Proyecto Japón	-245,442,277.08	-	-	-	-245,442,277.08
HN01	3121100000	Proyecto Japón III	-45,583,724.62	-	-	-	-45,583,724.62
HN01	3121110000	Sesión T. Fxt. Líneas	-1,355,532,544.67	-	753,515.90	-	-1,354,779,028.77
HN01	3121120000	Transf. Prés. BCIE2330	-100,823,773.57	-	-	-	-100,823,773.57
HN01	3121130000	Programa MARENA	-969,970.00	-	-	-	-969,970.00
HN01	3121140000	Est. Geol. Top. Tablón	-494,969.40	-	-	-	-494,969.40
HN01	3121150000	Mej. Dist. Energía Rur	-4,000,000.00	-	-	-	-4,000,000.00
HN01	3121160000	Rehab. Santa María	49,318,793.09	-	-	-	-49,318,793.09
HN01	3121170000	Exp. Sistema Int. III	-164,709,858.39	-	-	-	-164,709,858.39
HN01	3121180000	Coop. Secr. Agríc. Gan	-10,944,210.29	-	-	-	-10,944,210.29
HN01	3121190000	LUFUSA Sub Estación	-28,096,600.00	-	-	-	-28,096,600.00
HN01	3121200000	Proyecto (USAID)	-16,813,447.00	-	-	-	-16,813,447.00
HN01	3121210000	Coop. Técnic. SAG/ENEE	-81,636,526.20	-	-	-	-81,636,526.20
HN01	3121220000	ABB OY Finlandia	-433,096,013.64	-	-	-	-433,096,013.64
HN01	3121230000	Coop. Taiwán Patuca I	4,800,099.38	-	-	-	-4,800,099.38
HN01	3121240000	Coop. Técnica Ceiba	-3,822,392.42	-	-	-	-3,822,392.42
HN01	3121250000	Fondo Nórdico #440	-152,069,348.21	-	-	-	-152,069,348.21
HN01	3121260000	Capitali. Gob. Central	-2,826,701,276.03	-	-	-	-2,826,701,276.03
HN01	3121270000	Gob. Prést. BID - 1584	-195,282,821.72	-	-	-	-195,282,821.72
HN01	3121280000	Proye. Hidroeléctrico	-966,513,442.49	-	-	-	-966,513,442.49
HN01	3121290000	IDA-4536 HO Mon Nac	-47,419,512.85	-	-	-	-47,419,512.85
HN01	3121300000	IDA-4536 HO Mon Ext	-343,241,417.06	-	-	-	-343,241,417.06
HN01	3121310000	Préstamo Eléctric.	-1,072,550,213.48	-	-	-	-1,072,550,213.48
HN01	3121320000	PROMEF Equipo/Vehicu	-13,224,453.00	-	-	-	-13,224,453.00
HN01	3121340000	Transf. Transformado	-78,858,720.00	-	-	-	-78,858,720.00
HN01	3121360000	Transf. Proy. BID	-10,360,295.43	-	-	-	-10,360,295.43
HN01	3121370000	Transf. Proy. BID 34	-30,746,774.91	-	-	-	-30,746,774.91
HN01	3121380000	Proyecto Elect. Rura	-15,000,000.00	-	-	-	-15,000,000.00
HN01	3131000000	Rev. Bienes Muebles	-4,384,234,000.00	-	-	-	-4,384,234,000.00
HN01	3141000000	Condonación de Deuda	-1,536,846,990.19	-	-	-	-1,536,846,990.19
HN01	3151000000	Aportes Organismos I	-23,714,442.35	-	-	-	-23,714,442.35
HN01	3160000000	cuenta remanente	7,538,531,480.23	-	-	7,538,531,480.23	-
HN01	3161000000	Super. años anteriore	-2,214,524,435.70	-	-	-	-2,214,524,435.70
HN01	3163000000	Deficit año anterior	64,912,164,506.82	-	7,872,112,936.50	358,021,280.88	72,426,256,162.44
HN01	4111100000	Vta. E S Res No Subs	-	-	123,613,978.52	8,918,873,815.52	-8,795,259,837.00
HN01	4111300000	Vta. Ene Sect Comer	-	-	286,689,030.16	5,837,114,204.59	-5,550,425,174.43
HN01	4111400000	Vta. Ener Sec Indus	-	-	488,362,340.64	4,635,108,203.89	-4,146,745,863.25
HN01	4111500000	Vta. Ener Gob Cent	-	-	102,375,754.17	666,507,388.81	-564,131,634.64
HN01	4111600000	Vta. Instit Aut Pub	-	-	8,554,715.87	436,313,374.43	-427,758,658.56
HN01	4111700000	Vta. Municipalidades	-	-	1,806,966.07	245,572,053.15	-243,765,087.08
HN01	4114100000	Rect fact consumo re	-	-	49,305,045.75	38,978,569.02	10,326,476.73
HN01	4114200000	Rect fact consumo re	-	-	27,950,446.85	21,928,071.74	6,022,375.11
HN01	4114300000	Rect fact consumo re	-	-	12,837,497.20	10,754,965.08	2,082,532.12
HN01	4117100000	Recargos por Mora	-	-	26,649,649.73	773,337,615.73	-746,687,966.00
HN01	4117200000	Ing Var Ser E (S Mi)	-	-	960,996.21	114,598,641.41	-113,637,645.20
HN01	4117300000	Alquil Bie Inst Eléc	-	-	14,584,707.07	86,246,541.85	-71,661,834.78
HN01	4117400000	Otros Ingres Eléc	-	-	837,501.80	14,747,363.67	-13,909,861.87
HN01	4118000000	Ing. de Comercializa	-	-	8,363,422.41	785,385,638.39	-777,022,215.98
HN01	4118400000	Ing Oper. Aj Ser Pub	-	-	45,927,740.92	55,723,508.26	-9,795,767.34
HN01	4118500000	Ing Act. del Turismo	-	-	-	21,380.00	-21,380.00
HN01	4118600000	ING CANON AMBIENTAL	-	-	-	2,250,953.19	-2,250,953.19
HN01	4118700000	ING. ALQ. SEG. VIG. ODS	-	-	-	35,333,481.70	-35,333,481.70
HN01	4119300000	Fallas	-	-	4,111,903.80	17,189,158.61	-13,077,254.81
HN01	4119600000	Venta Ener Oportu	-	-	-	17,300,057.25	-17,300,057.25
HN01	4221000000	Int p Ct d Deu d res	-	-	-	52,009,228.07	-52,009,228.07
HN01	4234000000	Ente Operador Region	-	-	2,218,186.24	8,121,688.70	-5,903,502.46
HN01	4235000000	Ing. Netos Int y Div	-	-	534,103.26	2,453,857.76	-1,919,754.50
HN01	4236000000	INT AGENTE BCO. LAFI	-	-	-	164,005.67	-164,005.67
HN01	4237000000	ING. X AMORT P S/VGE	-	-	-	3,503,375.65	-3,503,375.65
HN01	4714000000	por ls accio d lepr	-	-	1,013,350.00	13,417,755.75	-12,404,405.75
HN01	4716016000	Ingreso por Diferenc	-	-	118,351.99	3,756,118.25	-3,637,766.26
HN01	4716030000	Diferencia en el Pre	-	-	-	153,569.77	-153,569.77
HN01	4716040000	Ajuste por Impugnaci	-	-	-	35,237.26	-35,237.26
HN01	4721000000	Ing Dif Camb BCh	-	-	-	4,881,745.01	-4,881,745.01
HN01	4722000000	G Por Reval Pre EXtr	-	-	1,415,490.46	329,801,804.32	-328,386,313.86
HN01	4723000000	G D C Mo EX EPR	-	-	-	977,956.89	-977,956.89
HN01	5111000000	Sueldos Básicos	-	-	509,989,958.03	514,293.11	509,475,664.92
HN01	5114000000	Adicionales	-	-	2,889,620.40	20,324.40	2,869,296.00
HN01	5115100000	Decimotercer Mes	-	-	40,118,779.34	78.45	40,118,700.89
HN01	5115200000	Decimocuarto Mes	-	-	113,577,435.51	33,364,697.32	80,212,738.19

EMPRESA NACIONAL DE ENERGIA ELECTRICA
BALANZA DE COMPROBACION
SALDOS AL 31 DE JULIO DE 2022 (CIFRAS EXPRESADAS EN LEMPIRAS)

Soc.	Cta. mayor	Texto breve	Arrastre de saldos	Saldo per. anteriores	Periodo de informe debe	Saldo Haber per. inf.	Saldo acumulado
HN01	511600000	Vacaciones	-	-	98,934,415.76	-	98,934,415.76
HN01	511720000	Imprema	-	-	458,188.94	195,749.84	262,439.10
HN01	511750000	Contribuciones para	-	-	21,776,999.93	8,645,637.73	13,131,362.20
HN01	511760000	Contribuciones al In	-	-	13,901,516.70	5,779,179.65	8,122,337.05
HN01	511790000	Otras Contribuciones	-	-	67,190,446.94	14,323,165.86	52,867,281.08
HN01	512100000	Sueldos Básicos	-	-	26,417,711.51	40,985.57	26,376,725.94
HN01	512410000	Decimotercer Mes	-	-	3,424,448.58	-	3,424,448.58
HN01	512420000	Decimocuarto Mes	-	-	7,303,656.94	3,099,592.03	4,204,064.91
HN01	512550000	Contribuciones para	-	-	1,123,566.51	169,882.75	953,683.76
HN01	512560000	Contribuciones al In	-	-	1,094,752.23	192,188.24	902,563.99
HN01	514100000	Horas Extraordinaria	-	-	34,422,629.08	1,967,606.39	32,455,022.69
HN01	516100000	Beneficios	-	-	18,054,617.40	250,985.65	17,803,631.75
HN01	516200000	Compensaciones	-	-	154,187,613.14	1,685,513.73	152,502,099.41
HN01	521110000	Energía Inter.Consum	-	-	15,434,906.33	-	15,434,906.33
HN01	521120000	Credito energia auto	-	-	393,764,785.36	-	393,764,785.36
HN01	521200000	Agua	-	-	547,901.11	-	547,901.11
HN01	521210000	Serv. Agua Consumido	-	-	114,302.99	-	114,302.99
HN01	521220000	Comp Alquiler edific	-	-	480,268.99	-	480,268.99
HN01	521420000	Telefonía Fija	-	-	179,935.33	-	179,935.33
HN01	522100000	Alquiler de Edificio	-	-	7,931,021.87	2,912,493.76	5,018,528.11
HN01	522210000	Alquiler de Equipos	-	-	34,847,661.08	-	34,847,661.08
HN01	522220000	Alquiler de Equipos	-	-	-	138,000.00	-
HN01	522300000	Alquiler de Tierras	-	-	1,363,206.00	-	1,363,206.00
HN01	523100000	Mantenimiento y Repa	-	-	630,000.00	600,000.00	30,000.00
HN01	523200000	Mantenimiento y Repa	-	-	433,962.94	-	433,962.94
HN01	523310000	Mantenimiento y Repa	-	-	269,580.51	-	269,580.51
HN01	523400000	Mantenimiento y Repa	-	-	1,542,872.45	-	1,542,872.45
HN01	523500000	Limpieza, Aseo y Fum	-	-	4,000.00	-	4,000.00
HN01	524200000	Estudios, Investigac	-	-	7,000.00	-	7,000.00
HN01	524500000	Servicios de Capacit	-	-	1,101,035.28	-	1,101,035.28
HN01	524600000	Servicios de Informá	-	-	1,349,728.94	-	1,349,728.94
HN01	524710000	OTROS SFRV. TECNICOS	-	-	29,046.67	-	29,046.67
HN01	524720000	OTROS SERV. TECNICOS	-	-	-	4,480,366.70	-4,480,366.70
HN01	525100000	Servicio de Transpor	-	-	1,655,439.27	677,833.33	977,605.94
HN01	525300000	Servicio de Imprenta	-	-	336,440.00	-	336,440.00
HN01	525400000	Primas y Gastos de S	-	-	2,950,554.60	-	2,950,554.60
HN01	525500000	Comy gtos fid B Atla	-	-	11,306,704.93	-	11,306,704.93
HN01	525510000	Com y gtos fid b Fic	-	-	22,063,163.89	-	22,063,163.89
HN01	5255210000	COM Y GTOS FID LAFI	-	-	9,297,141.55	-	9,297,141.55
HN01	525530000	Com y gtos x ser ban	-	-	11,669,030.80	181,701.22	11,487,329.58
HN01	5255420000	COM.BONOS VGE 2021	-	-	7,519,577.94	-	7,519,577.94
HN01	5255510000	Co gto S B RBCP 2016	-	-	3,544,712.50	-	3,544,712.50
HN01	5255650000	COM. BCH VGE-2019	-	-	15,559,681.69	-	15,559,681.69
HN01	5255660000	COM. BCH VGE-2020	-	-	12,274,208.25	-	12,274,208.25
HN01	5255900000	EMPRESA ENERGIA HOND	-	-	2,447,141,122.63	572,450,661.08	1,874,690,461.55
HN01	5255910000	EMPRESA ENERGIA HOND	-	-	22,832,911.84	-	22,832,911.84
HN01	5255920000	Asoc. Operador del S	-	-	28,871,200.58	28,871,200.58	-
HN01	525600000	Publicidad y Propaga	-	-	95,671.88	8,121.88	88,550.00
HN01	525700000	Servicio de Internet	-	-	63,882.50	9,257.50	54,625.00
HN01	525800000	Gasto por Diferencia	-	-	5,886,833.49	110,567.27	5,776,266.22
HN01	525900000	Otros Servicios Come	-	-	400.00	-	400.00
HN01	526110000	Pasajes Nacionales	-	-	551,366.00	-	551,366.00
HN01	526120000	Pasajes al Exterior	-	-	48,055.27	-	48,055.27
HN01	526210000	Viáticos Nacionales	-	-	4,813,411.42	107,192.42	4,706,219.00
HN01	526220000	Viáticos al Exterior	-	-	198,619.52	-	198,619.52
HN01	5271210000	Impuesto sobre Indus	-	-	200.00	-	200.00
HN01	5272100000	Tasas	-	-	1,147,500.57	-	1,147,500.57
HN01	5275000000	Gastos Judiciales	-	-	917,965,010.47	152,538,902.77	765,426,107.70
HN01	5292000000	Servicios de Vigilan	-	-	6,565,243.13	-	6,565,243.13
HN01	5311000000	PROD. ALIMEN. Y BEBI	-	-	240,011.82	-	240,011.82
HN01	5314100000	Productos Agrícolas	-	-	26,200.00	-	26,200.00
HN01	5315000000	Madera, Corcho y sus	-	-	2,885,953.02	177,589.82	2,708,363.20
HN01	5321000000	Hilados y Telas	-	-	8,914.80	-	8,914.80
HN01	5322000000	Confeciones Textile	-	-	8,533.91	-	8,533.91
HN01	5323100000	Prendas de Vestir	-	-	837.65	-	837.65
HN01	5331000000	Papel de Escritorio	-	-	16,958.71	-	16,958.71
HN01	5333000000	Productos de Artes G	-	-	73,816.26	5,382.00	68,434.26
HN01	5334000000	Productos de Papel y	-	-	7,872.08	186.06	7,686.02
HN01	5335000000	Libros, Revistas y P	-	-	8,000.00	4,000.00	4,000.00
HN01	5337000000	Especies Timbradas y	-	-	36,750.00	-	36,750.00
HN01	5342000000	Articulos de Cuero	-	-	11,986.56	-	11,986.56
HN01	5343000000	Articulos de Caucho	-	-	5,067.24	-	5,067.24
HN01	5344000000	Llantas y Cámaras de	-	-	704,052.78	-	704,052.78
HN01	5351000000	Productos Químicos	-	-	1,085,151.34	548,788.57	536,362.77
HN01	5352100000	Productos Farmacéuti	-	-	1,189,051.85	75,821.04	1,113,230.81
HN01	5353000000	Ahonos y Fertilizant	-	-	47,000.00	-	47,000.00
HN01	5354000000	Insecticidas, Fumiga	-	-	54,973.50	-	54,973.50
HN01	5355000000	Tintas, Pinturas y C	-	-	74,161.82	-	74,161.82
HN01	5356100000	gasolina	-	-	1,079,780.14	9,502.85	1,070,277.29
HN01	5356200000	Diesel	-	-	7,998,200.17	1,344,910.10	6,653,290.07
HN01	5356400000	Gas LPG	-	-	408.00	-	408.00
HN01	5356500000	Aceites y Grasas Lub	-	-	1,003,773,879.36	1,002,291,966.41	1,481,912.95
HN01	5358000000	Productos de Materia	-	-	94,607.16	189.60	94,417.56
HN01	5361000000	Productos Ferrosos	-	-	488,382.04	2,597.00	485,785.04
HN01	5363000000	Estructuras Metálica	-	-	15,477,980.48	2,813,495.00	12,664,485.48
HN01	5364000000	Herramientas Menores	-	-	350,792.50	42,724.28	308,068.22
HN01	5365000000	Mat de guerra y seg	-	-	233,851.62	6,854.00	226,997.62
HN01	5369200000	Acces de metal	-	-	183.62	-	183.62
HN01	5369300000	Gast X El Ferreteria	-	-	784,553.18	53,803.00	730,750.18
HN01	5371000000	Productos de Arcilla	-	-	20,699.00	-	20,699.00
HN01	5375000000	Cemento, Cal y Yeso	-	-	36,314.27	-	36,314.27
HN01	5378000000	PIEDRA, ARCILLA Y AR	-	-	19,800.00	-	19,800.00
HN01	5379100000	Prod aislantes	-	-	18,000.00	-	18,000.00
HN01	5384000000	Piedra, Arcilla y Ar	-	-	59,432.00	-	59,432.00
HN01	5391000000	Elementos de Limpiez	-	-	464,509.42	85,972.03	378,537.39
HN01	5392000000	Utiles de Escritorio	-	-	1,149,764.84	47,535.88	1,102,228.96

EMPRESA NACIONAL DE ENERGIA ELECTRICA
BALANZA DE COMPROBACION
SALDOS AL 31 DE JULIO DE 2022 (CIFRAS EXPRESADAS EN LEMPIRAS)

Soc.	Cta. mayor	Texto breve	Arrastre de saldos	Saldo per. anteriores	Periodo de informe debe	Saldo Haber per. inf.	Saldo acumulado
HN01	5393000000	Utiles y Materiales	-	-	101,484,336.73	13,695,479.36	87,788,857.37
HN01	5394000000	Utensilios de Cocina	-	-	44,563.11	-	44,563.11
HN01	5396000000	Repuestos y Accesorios	-	-	9,342,329.59	422,387.85	8,919,941.74
HN01	5397000000	CF ENERGIA TERMICA	-	-	15,879,017,415.57	5,969,332,715.68	9,909,684,699.89
HN01	5397100000	CX ENER TERMICA	-	-	25,503,368.67	-	25,503,368.67
HN01	5397200000	FACT. EXTERNA	-	-	154,527,402.18	135,193,847.52	319,333,554.66
HN01	5397310000	COMPRA DE ENERGIA	-	-	4.51	-	4.51
HN01	5397500000	FALLAS	-	-	4,812,411.40	651,359.85	4,161,051.55
HN01	5397600000	CARGOS POR SERVICIO	-	-	82,324,491.51	30,250.15	82,294,241.36
HN01	5397610000	SERVICIOS	-	-	25,731,028.91	2,716,455.01	23,014,573.90
HN01	5397620000	CARGOS	-	-	10,803,854.54	1,195,932.07	9,607,922.47
HN01	5397700000	COMPRA ENERGIA P/ODS	-	-	3,354,141,726.58	2,005,140,559.83	1,349,001,166.75
HN01	5397800000	CF ENERGO RENOVABLE	-	-	13,494,722,634.64	7,140,623,813.63	6,354,098,821.01
HN01	5397810000	C ENERGO RENOVABLE	-	-	42,505,614.45	-	42,505,614.45
HN01	5399100000	Gastos de Proyectos	-	-	10,124,939.31	4,527,048.58	5,597,890.73
HN01	5399200000	Gastos de Proyectos	-	-	5,327,715.02	-	5,327,715.02
HN01	5399500000	Gastos de Proyectos	-	-	62,233.20	-	62,233.20
HN01	5399600000	GASTOS FINANCIEROS	-	-	3,865,966.93	-	3,865,966.93
HN01	5428000000	Herramientas Mayores	-	-	77,271.20	-	77,271.20
HN01	5429000000	Equipos para Electricidad	-	-	1,715,009.80	-	1,715,009.80
HN01	5451000000	Aplicaciones Informáticas	-	-	1,748,654.72	-	1,748,654.72
HN01	5472100000	Const Me b do Pub	-	-	16,251,590.74	4,215,113.76	12,036,476.98
HN01	5512310000	Gastos Diferencias R	-	-	9.17	36.28	-27.11
HN01	5533100000	Transferencias y Donaciones	-	-	78,054,760.21	6,959,592.46	71,095,167.75
HN01	5701020000	Revalorización	-	-	0.01	0.02	-0.01
HN01	5701030000	Diferencia en el Pre	-	-	406,383.79	-	406,383.79
HN01	5701060000	Ajuste por Impugnación	-	-	41,674.24	-	41,674.24
HN01	5712130000	Intereses de Títulos	-	-	145,971,260.76	57,424,342.50	88,546,918.26
HN01	5712150000	Intereses de Títulos	-	-	679,662,812.51	-	679,662,812.51
HN01	5712151000	GTO X INT. BONO 2020	-	-	920,177,397.95	494,575,568.75	425,601,829.20
HN01	5712170000	Intereses de Títulos	-	-	586,353,747.75	258,308,170.60	328,045,577.15
HN01	5712180000	Intereses de Títulos	-	-	1,496,616.47	-	1,496,616.47
HN01	5712190000	Intereses de Títulos	-	-	12,736,842.23	-	12,736,842.23
HN01	5712200000	Intereses por Préstamo	-	-	34,401,367.88	43,338,471.83	-8,937,103.95
HN01	5712210000	Intereses de Títulos	-	-	109,265,277.64	-	109,265,277.64
HN01	5712230000	Gto. Amort. Descuento	-	-	3,293,281.07	45,256.35	3,248,024.72
HN01	5712240000	Gto. X Ints. BVGE2020	-	-	364,332,000.05	157,646,050.00	206,685,950.05
HN01	5712250000	Gto. X Ints. BVGE2021	-	-	147,943,605.23	69,654,630.75	78,288,974.48
HN01	5712260000	AMO DESC. BVGE2021	-	-	524,796.28	-	524,796.28
HN01	5712300000	Intereses por Préstamo	-	-	28,454,448.05	3,589,200.22	24,865,247.83
HN01	5712800000	Intereses por Préstamo	-	-	33,044,814.50	3,183,769.49	29,861,045.01
HN01	5712810000	Intereses de Títulos	-	-	1,964,932.43	-	1,964,932.43
HN01	5712820000	Intereses de Títulos	-	-	4,718.14	-	4,718.14
HN01	5713000000	Comisiones y Otros G	-	-	47,827.62	-	47,827.62
HN01	5732000000	Intereses de la Deuda	-	-	226,096,783.41	104,822,237.32	121,274,546.09
HN01	5762000000	Perdida monetaria	-	-	563,349,093.31	16,133,816.02	547,215,277.29
HN01	5762100000	Perdida Corrección monetaria	-	-	677,615.16	677,506.40	138.76
HN01	5762400000	Perdida conversión moneda	-	-	2,514,767.55	17,378.41	2,497,389.14
HN01	5762500000	Perdida cambio EPR	-	-	1,581,897.81	-	1,581,897.81
HN01	5900041000	Prv para Cta de Dudo	-	-	1,290,478,616.43	959,268,824.06	331,209,792.37
HN01	5900042000	Prv para Cta de Dudo	-	-	775,879.62	261,299.88	514,579.74
HN01	5900043000	Prv para Cta de Dudo	-	-	96,933,850.37	39,664,157.27	57,269,693.10
HN01	5912100000	Deprec Edificios	-	-	3,555,888.57	-	3,555,888.57
HN01	5921100000	Depreci Mueble of	-	-	639,346.70	-	639,346.70
HN01	5921200000	Depreci Equipo of	-	-	282,505.93	-	282,505.93
HN01	5921300000	Depreci Mueble aloj	-	-	93,441.80	-	93,441.80
HN01	5921400000	Depreci Electrodin	-	-	83,396.87	-	83,396.87
HN01	5922700000	Depreci Maquinaria	-	-	327,995,689.85	-	327,995,689.85
HN01	5923400000	Depreci Equipo elev	-	-	12,751.20	-	12,751.20
HN01	5924100000	Depreci Equipo medic	-	-	161.30	-	161.30
HN01	5924200000	Depreci Equipo labor	-	-	9,402.68	-	9,402.68
HN01	5924300000	Depreci Equipo labor	-	-	237,822.72	-	237,822.72
HN01	5925100000	Depreci Equipo comun	-	-	145,861.21	-	145,861.21
HN01	5925200000	Depreci Equipo Señal	-	-	24,038.48	-	24,038.48
HN01	5926000000	Depreci Equipo compu	-	-	3,149,575.35	-	3,149,575.35
HN01	5927100000	Depreci Muebles equi	-	-	21,548.05	-	21,548.05
HN01	5927200000	Depreci Equipo Recre	-	-	286.16	-	286.16
HN01	5928000000	Depreci Herra mayor	-	-	1,960,225.92	-	1,960,225.92
HN01	5962000000	Depreci Comp Port	-	-	95,996.05	-	95,996.05
HN01	5991000000	Dif en redondeo	-	-	0.01	-	0.01
HN01	7202010000	Garantía de Calidad	4,523,707.97	-	18,977,214.80	16,419,330.58	7,081,592.19
HN01	7202020000	Garantía de Calidad	14,667.09	-	1,188,306.01	685,718.30	517,254.80
HN01	7302010000	Garantía de Cumplimi	6,499,588,867.37	-	25,999,966,883.30	25,999,101,982.13	6,500,453,768.54
HN01	7302020000	Garantía de Cumplimi	1,050,058,847.51	-	5,212,730,544.96	5,387,511,395.31	875,277,997.16
HN01	7401010000	Dobre Deudas Prestam	244,412,744.71	-	-	-	244,412,744.71
HN01	7402010000	Sobre Deuda Prestamo	333,656,818.80	-	-	-	333,656,818.80
HN01	7405010000	Sobre Deuda RECO	25,458,493.28	-	1,068,096.19	-	26,526,589.47
HN01	7406010000	Dobre Deuda Prestamo	412,752,477.87	-	4,543,067.23	12,984,051.03	404,311,494.07
HN01	7407010000	Sobre Deuda BID 007	191,847,635.07	-	6,089,149.11	31,252,663.22	166,684,120.96
HN01	7408010000	Sobre Deuda BCIE 203	594,540,740.07	-	-	-	594,540,740.07
HN01	7409010000	TERRENOS Inundables	380,605.55	-	-	-	380,605.55
HN01	7501010000	Depositos de Abonado	4,645,593.68	-	-	-	4,645,593.68
HN01	7502010000	Depositos de Abonado	412,413,343.48	-	-	-	412,413,343.48
HN01	7503010000	Depositos de Abonado	37,800,240.61	-	-	-	37,800,240.61
HN01	7601010000	DEMANDAS LABORALES	720,415,169.77	-	-	-	720,415,169.77
HN01	7601020000	Empresa Energia Hond	6,799,214,301.74	-	697,567,334.66	-	7,496,781,636.40
HN01	7601030000	DEMANDAS CIVILES Y C	8,754,462,574.11	-	-	-	8,754,462,574.11
HN01	7700010000	INCENT. MECER (SOLAR	364,805,576.08	-	-	-	364,805,576.08
HN01	7700020000	INCENT. LLANOS DEL S	155,716,225.58	-	-	-	155,716,225.58
HN01	7700030000	INCENT. GENERADORES	177,043,793.20	-	-	-	177,043,793.20
HN01	7700040000	INCENT. ENERBASA, SO	231,979,252.10	-	-	-	231,979,252.10
HN01	7700050000	INCENT. EMPRESA ENER	478,965,073.57	-	-	-	478,965,073.57
HN01	7700060000	INCENT. EMPRESA SERS	247,510,903.12	-	-	-	247,510,903.12
HN01	7700070000	INCENT. EMPRESA SERS	362,856,110.23	-	-	-	362,856,110.23
HN01	7700080000	INCENT. EMPRESA FOTE	245,361,757.06	-	-	-	245,361,757.06
HN01	7700090000	INCENT. EMPRESA ENER	658,846,105.79	-	-	-	658,846,105.79

EMPRESA NACIONAL DE ENERGIA ELECTRICA
BALANZA DE COMPROBACIÓN
SALDOS AL 31 DE JULIO DE 2022 (CIFRAS EXPRESADAS EN LEMPIRAS)

Soc.	Cta. mayor	Texto breve	Arrastre de saldos	Saldo per. anteriores	Período de Informe debe	Saldo Haber per. inf.	Saldo acumulado
HN01	7700100000	INCENT. PODERSSA	550,704,479.42	-	-	-	550,704,479.42
HN01	7700110000	INCENT. COMPAÑIA SOL	707,109,032.70	-	-	-	707,109,032.70
HN01	7700120000	INCENT. COMP. HONDUR	702,113,089.87	-	-	-	702,113,089.87
HN01	7800010000	INTERESES ELCOSA	15,419,150.41	-	-	-	15,419,150.41
HN01	7800020000	INTERESES EMCE CHOLO	90,538,111.92	-	-	-	90,538,111.92
HN01	7800030000	INTERESES EMCE CHOLO	22,373,476.14	-	-	-	22,373,476.14
HN01	7800040000	INTERESES LUFUSA I	6,131,806.66	-	-	-	6,131,806.66
HN01	7800050000	INTERESES LUFUSA II	130,505,653.58	-	-	-	130,505,653.58
HN01	7800060000	INTERESES LUFUSA III	212,629,925.74	-	-	-	212,629,925.74
HN01	7800070000	INTERESES ENERSA 200	282,983,202.92	-	-	-	282,983,202.92
HN01	7800080000	INTERESES ENERSA 30	22,507,857.46	-	-	-	22,507,857.46
HN01	7900010000	CUENTAS DE ORDEN POR	-31,747,287,413.23	-	31,447,955,140.57	31,942,130,596.26	-32,241,462,868.92
HN01	9000000000	Carga inicial GI	-6,318,744,593.40	-	-	-	-6,318,744,593.40
HN01	9000000001	Carga inicial AP	6,391,196,694.57	-	-	-	6,391,196,694.57
HN01	9000000002	Carga inicial AR	-72,452,101.17	-	-	-	-72,452,101.17
Soc.	Mon.	Arrastre de saldos			302,769,571,276.98	302,769,571,276.98	-0.00