



Empresa Nacional de Energía Eléctrica

Gerencia de Finanzas Corporativas
Departamento de Análisis y Programación Financiera



HONDURAS
GOBIERNO DE LA REPÚBLICA

MEMORANDO

DAPF/808/XI/2022

PARA:

ABOG. ISIS Y. PERDOMO – JEFE UNIDAD DE TRANSPARENCIA Y LUCHA
CONTRA LA CORRUPCION

DE:

DEPARTAMENTO DE ANALISIS Y PROGRAMACION FINANCIERA

ASUNTO:

INFORMES DEUDA EXTERNA E INTERNA OCTUBRE/2022

FECHA:

03 DE NOVIEMBRE, 2022

En atención a su Memorandum UTLCC-217-X-2022, adjunto remito los Informes de Situación de la Deuda al 31 de Octubre del 2022.

- Detalle y Resumen del Servicio de la Deuda Externa en Moneda Contratada, USD y Lempiras.
- Detalle y Resumen del Servicio de la Deuda Interna en Lempiras.
- Detalle y Resumen Deuda Vencida y pendiente de pago en USD Dólares y Lempiras.

Atentamente,



Lic. Ana Lourdes Aguilar V.
Gerente de Finanzas Corporativas Interina

Hoja de Ruta No. 2022-10-31-3750

Archivo



Departamento de Análisis y Programación Financiera
CCG, 6to. Piso, edificio Cuerpo Bajo C,
Tegucigalpa, Honduras



aaguilarv@enee.hn



Empresa Nacional de Energía Eléctrica

**Gerencia de Finanzas Corporativas
Departamento de Análisis y Programación Financiera**

AA/ELT



HONDURAS
GOBIERNO DE LA REPÚBLICA



Departamento de Análisis y Programación Financiera
CCG, 6to. Piso, edificio Cuerpo Bajo C,
Tegucigalpa, Honduras



aaguilarv@enee.hn

**SERVICIO DEUDA VENCIDA Y PENDIENTE DE PAGO
AL 31 DE OCTUBRE DEL 2022**

(Cifras en Lempiras)

INSTITUCION FINANCIERA	NUMERO PRESTAMO	PRINCIPAL	INTERESES	INTERESES MORATORIOS	COMISIONES	TOTAL
DEUDA EXTERNA						
GENERACION						
SUIZA						
SERV	CP V	-	-	-	-	-
SERV	CP VI	-	-	-	-	-
BNP	240982	5,762,579.58	3,826,193.75	-	-	9,588,773.33
Total Deuda Externa		5,762,579.58	3,826,193.75	-	-	9,588,773.33

INSTITUCION FINANCIERA	NUMERO PRESTAMO	PRINCIPAL	INTERESES	INTERESES MORATORIOS	COMISIONES	TOTAL
DEUDA INTERNA						
ERP						
GENERACION						
Multilaterales						
IDA	0116-HO	37,422,488.32	-	-	1,543,677.45	38,966,165.77
	0989-HO	222,210,000.00	-	-	25,415,268.75	247,625,268.75
	2417-HO	95,160,214.22	-	-	26,771,387.53	121,931,601.75
BID	572/SF-HO	782,694,397.15	98,299,176.28	-	-	880,993,573.42
Sub-total Multilaterales		1,137,487,099.69	98,299,176.28	-	53,730,333.73	1,289,516,609.69
Club de paris						
Alemania						
KFW	197965593	104,869,024.80	14,581,037.94	-	-	119,450,062.75
	199165713	9,763,126.24	2,160,092.25	-	-	11,923,218.49
	199165614 - CP I	1,145,675.25	39,143.72	-	-	1,184,818.97
	199365586 - CP II	470,837.66	83,433.55	-	-	554,271.21
	199665969 - CP III	202,404.82	57,751.95	-	-	260,156.77
	200065011 - CPIV - T1	711,758.54	1,101,694.52	-	-	1,813,453.06
	200065011 - CPIV - T2	587.91	910.01	-	-	1,497.92
	200065011 - CPIV - T3	334,735.35	3,816.09	-	-	338,551.44
	200065011 - CPIV - T4	52,901.00	603.08	-	-	53,504.08
		117,551,051.58	18,028,483.12	-	-	135,579,534.70
HERMES	HERMES I	13,201,019.96	916,004.07	-	-	14,117,024.03
	HERMES CP II	45,980,214.38	28,704,764.28	-	-	74,684,978.65
	HERMES CP III	4,997,747.23	3,746,381.64	-	-	8,744,128.87
	HERMES CP IV	84,773,139.21	90,643,012.58	-	-	175,416,151.80
	HERMES 1era. Capital. CP IV	1,428,317.89	1,527,217.71	-	-	2,955,535.60
	HERMES 2da. Capital. CP IV	5,209,319.02	574,327.47	-	-	5,783,646.49
	HERMES 3ra. Capital. CP IV	415,828.88	45,845.12	-	-	461,674.05
		156,005,586.57	126,157,552.92	-	-	282,163,139.49
FRANCIA						
COFACE						
	CP I	10,814,310.17	409,653.54	-	-	11,223,963.71
	CP II	91,674,188.02	32,122,510.90	-	-	123,796,698.92
	CP IV	83,648,816.02	57,425,443.19	-	-	141,074,259.21
	CP IV - CAPITALIZACIÓN	5,282,019.54	334,280.19	-	-	5,616,299.72
		191,419,333.76	90,291,887.81	-	-	281,711,221.57
ITALIA						
SACE						
	HOND 1 (CP I)	19,860,370.90	1,249,341.46	-	-	21,109,712.36
	HOND 2 (CP II)	164,003,395.60	12,493,794.12	-	-	176,497,189.72
	HOND 3 (CP III)	38,610,328.44	3,478,153.76	-	-	42,088,482.20
	HOND 4 (CP IV)	126,807,807.53	87,065,213.88	-	-	213,873,021.41
	HOND 4 (CP IV 1era. CAPITAL)	5,081,708.15	221,132.16	-	-	5,302,840.30
	HOND 4 (CP IV 2da. CAPITAL)	250,043.28	10,766.53	-	-	260,809.81
		354,613,653.90	104,518,401.90	-	-	459,132,055.80
JAPON						
EXIMBANK-JAPON						
	R1 - (CP I)	174,590,636.21	25,905,142.28	23,873,206.11	-	224,368,984.60
	R2 - (CP II)	184,150,126.03	37,914,829.46	4,587,336.85	-	226,652,292.34
	R2 - (CP II - CAPITAL)	11,868,675.03	-	291,260.57	-	12,159,935.60
	R3 - (CP III)	23,275,876.55	6,016,434.06	576,342.67	-	29,868,653.28
	R3 - (CP III - CAPITAL)	1,583,220.27	-	37,451.99	-	1,620,672.26
	R4 - (CP IV 2,005 MM)	136,535,597.75	158,775,978.27	914,497.65	-	296,226,073.67
	R4 - (CP IV 201 MM)	13,747,517.53	45,613,318.53	505,433.71	-	59,866,269.76
	R4 - (CP IV 2da FASE)	15,161,376.66	3,945,446.94	1,111,956.40	-	20,218,780.00
	R4 - (CP IV 3era FASE)	10,896,948.96	-	-	-	10,896,948.96
		571,809,975.00	278,171,149.54	31,897,485.93	-	881,878,610.47
JBIC						
	HO - P1	671,525,603.03	105,816,417.99	31,623,167.81	-	808,965,188.83
	HO - R1 (CP I)	149,593,285.68	26,319,242.31	5,489,081.89	-	181,401,609.88
	HO - R2 (CP II)	355,532,743.66	274,474,603.74	4,151,080.82	-	634,158,428.22
	HO - R3 (CP III)	32,228,540.24	40,737,659.95	525,859.77	-	73,492,059.97

**SERVICIO DEUDA VENCIDA Y PENDIENTE DE PAGO
AL 31 DE OCTUBRE DEL 2022**

(Cifras en Lempiras)

INSTITUCION FINANCIERA	NUMERO PRESTAMO	PRINCIPAL	INTERESES	INTERESES MORATORIOS	COMISIONES	TOTAL
SUIZA SERV	HO - R4 (CP IV)	70,214,882.65	335,757,554.02	4,732,055.99	-	410,704,492.66
		1,279,095,055.27	783,105,478.00	46,521,246.27	-	2,108,721,779.54
	SERV - CP II	52,885,876.43	1,776,051.11	-	-	54,661,927.53
	SERV - CP III	39,749,633.38	339,477.80	-	-	40,089,111.18
	SERV - CP IV	5,916,699.56	2,075,554.21	-	-	7,992,253.77
	SERV - DIFERIMIENTO CP IV	154,658.28	4,007.38	-	-	158,665.66
		98,706,867.65	4,195,090.50	-	-	102,901,958.14
Club de paris						
ESTADOS UNIDOS EXIMBANK-USA	R - 190 Q (CP II)	862,350.59	420,395.49	-	-	1,282,746.09
	R-244 Q (CP IV)	5,056,543.93	5,876,991.42	-	-	10,933,535.34
	R-244-R (CP IV CAPITALIZACIÓN)	390,712.83	46,207.10	-	-	436,919.93
		6,309,607.35	6,343,594.02	-	-	12,653,201.37
Sub total - Club de Paris		2,775,511,131.07	1,410,811,637.81	78,418,732.21	-	4,264,741,501.09
Total Generacion - ERP		3,912,998,230.75	1,509,110,814.09	78,418,732.21	53,730,333.73	5,554,258,110.78
DISTRIBUCION						
Multilaterales						
BID	936/SF-HO	177,821,934.21	71,967,481.90	-	-	249,789,416.11
Bilaterales						
FIV	Arreglo de Pagos N° I (REORG. DEUDA)	5,676,995.61	340,619.72	3,693,699.34	-	9,711,314.67
Total Distribucion - ERP		183,498,929.82	72,308,101.62	3,693,699.34	-	259,500,730.78
TRANSMISION						
Multilaterales						
IDA	0201-HO	57,683,197.62	-	-	2,812,056.02	60,495,253.64
Club de paris						
Alemania KFW	199165614 - CP I	1,145,675.25	39,143.72	-	-	1,184,818.97
	199365586 - CP II	470,837.66	83,433.55	-	-	554,271.21
	199665969 - CP III	202,404.82	57,751.95	-	-	260,156.77
	200065011 - CP IV - T1	1,945,345.59	3,011,100.62	-	-	4,956,446.21
	200065011 - CP IV - T2	4,311.35	6,673.40	-	-	10,984.75
	200065011 - CP IV - T4	143,028.98	1,630.58	-	-	144,659.55
		3,911,603.64	3,199,733.82	-	-	7,111,337.47
ESPAÑA ICO	01039001.0 (150688)	17,110,757.73	459,057.22	-	-	17,569,814.95
	REPROGRAMACION 01039014.0	8,830,721.42	-	-	-	8,830,721.42
	01039014.0	81,619,943.25	10,561,126.59	-	-	92,181,069.83
	11039001.0 (CP I)	4,411,296.69	218,282.61	-	-	4,629,579.30
	11039002.0 (CP II)	102,837,348.23	27,728,203.43	-	-	130,565,551.66
	11039003.0 (CP III)	39,608,218.56	17,761,494.44	-	-	57,369,713.00
	11039004.1 (CP V)	613,110.99	7,510,540.93	-	-	8,123,651.92
		255,031,396.87	64,238,705.22	-	-	319,270,102.09
CESCE	CP I	4,075,244.72	113,188.37	-	-	4,188,433.08
	CP II	28,797,496.98	8,806,973.64	-	-	37,604,470.62
	CP III	17,437,384.22	152,568.31	-	-	17,589,952.53
	CP IV	915,177.49	44,882.60	-	-	960,060.09
	CP IV - DIFERIMIENTO III FASE	8,902,879.95	908,694.94	-	-	9,811,574.88
	CP IV - REORG. DEUDA BBV, BEX	88,334,406.66	4,940,429.85	-	-	93,274,836.51
	CP IV - REORGANIZACIÓN DEUDA	12,784,920.83	1,928,571.91	-	-	14,713,492.75
	CP V - DIFER. DEUDA POST CUT	55,362,929.50	4,608,771.65	-	-	59,971,701.15
	CP VI - RESTRUCT. DEUDA	112,866,467.66	15,439,838.64	-	-	128,306,306.30
		329,476,908.00	36,943,919.92	-	-	366,420,827.92
Sub total - Club de Paris		588,419,908.52	104,382,358.96	-	-	692,802,267.47
Bilaterales						
FIV	Arreglo de Pagos N° I (REORG. DEUDA)	5,076,926.75	304,615.59	3,303,268.53	-	8,684,810.87
	Arreglo de Pagos N° II (DÓLAR DEUDA)	2,661,953.99	133,363.81	1,797,806.05	-	4,593,123.84
Sub total - Bilaterales		7,738,880.74	437,979.39	5,101,074.58	-	13,277,934.71
Total Transmision - ERP		653,841,986.87	104,820,338.35	5,101,074.58	2,812,056.02	766,575,455.82

SERVICIO DEUDA VENCIDA Y PENDIENTE DE PAGO
AL 31 DE OCTUBRE DEL 2022

(Cifras en Lempiras)

INSTITUCION FINANCIERA	NUMERO PRESTAMO	PRINCIPAL	INTERESES	INTERESES MORATORIOS	COMISIONES	TOTAL
Total Deuda Interna - ERP		4,750,339,147.45	1,686,239,254.05	87,213,506.13	56,542,389.75	6,580,334,297.38
Deuda Interna Gobierno Central						
GENERACION						
CTA. JICA - CONV. SUBSIDIARIO	HO-P6	-	-	-	6,718,367.26	6,718,367.26
Total - Generacion Gobierno Central		-	-	-	6,718,367.26	6,718,367.26
DISTRIBUCION Banco Central de Honduras						
Bono Soberano 2017	Prestamo Bono Soberano	-	1,080,187,500.00	-	24,894.13	1,080,212,394.13
Bono Soberano 2020	Prestamo Bono Soberano	-	416,643,750.00	-	148,140.00	416,791,890.00
SEFIN - EXIMBANK CHINA	6021583003	-	74,678,604.38	-	-	74,678,604.38
CTA. BID - CONV. SUBSIDIARIO	1584/SF-HO	86,831,576.25	45,588,207.18	-	-	132,419,783.43
Total Distribucion		86,831,576.25	1,617,098,061.56	-	173,034.13	1,704,102,671.94
TRANSMISION						
CUENTA FDO. DE CONTRAVALOR HONDURAS - ESPAÑA						
ICO	01039004.0 (030491)	136,980,341.79	11,979,596.94	-	-	148,959,938.74
	11039004.2 (CP V - Consol. Diferida)	77,727,246.10	5,416,077.72	-	-	83,143,323.82
	11039005.0 (CP VI)	2,664,106.75	166,713.86	-	-	2,830,820.61
	01039014.0	11,129,992.26	3,797,182.50	-	-	14,927,174.76
		228,501,686.91	21,359,571.03	-	-	249,861,257.93
CTA. BID - CONV. SUBSIDIARIO	2016/BLHO	146,979,046.08	92,193,498.77	-	-	239,172,544.85
	3103/BL-HO	41,281,165.21	77,481,985.98	-	1,750,041.57	120,513,192.77
	3435/BL-HO	20,911,156.74	39,740,230.20	-	5,956,172.15	66,607,559.08
	4598/BL-HO	-	8,609,001.79	-	32,691,455.45	41,300,457.24
	4599/SX-HO	-	-	-	32,183.83	32,183.83
		209,171,368.03	218,024,716.74	-	40,429,852.99	467,625,937.76
Total - Transmisión Gobierno Central		437,673,054.94	239,384,287.77	-	40,429,852.99	717,487,195.70
HOLDING						
CTA. IDA - CONV. SUBSIDIARIO	4536-HN	216,037,500.00	-	-	29,975,203.13	246,012,703.13
Total - Otros Gobierno Central		216,037,500.00	-	-	29,975,203.13	246,012,703.13
Total Deuda Interna Gobierno Central		740,542,131.18	1,856,482,349.33	-	77,296,457.51	2,674,320,938.02
Total General Deuda Interna		5,490,881,278.63	3,542,721,603.39	87,213,506.13	133,838,847.26	9,254,655,235.40
TOTAL DEUDA EXTERNA E INTERNA		5,496,643,858.21	3,546,547,797.13	87,213,506.13	133,838,847.26	9,264,244,008.73

FILE: INFORMES MENSUALES OCTUBRE/2022

ELT/



Empresa Nacional
de Energía Eléctrica

Gerencia de Finanzas Corporativa
Departamento de Análisis y Programación Financiera



SERVICIO DEUDA VENCIDA Y PENDIENTE DE PAGO
AL 31 DE OCTUBRE DEL 2022

(Cifras en Dolares)

INSTITUCION FINANCIERA	NUMERO PRESTAMO	PRINCIPAL	INTERESES	INTERESES MORATORIOS	COMISIONES	TOTAL
DEUDA EXTERNA						
GENERACION						
SUIZA						
SERV	CP V	-	-			-
SERV	CP VI	-	-			-
BNP	240982	233,397.31	154,969.37			388,366.68
Total Deuda Externa		233,397.31	154,969.37	-	-	388,366.68

DEUDA INTERNA						
ERP						
GENERACION						
Multilaterales						
IDA	0116-HO	1,515,694.14	-	-	62,522.38	1,578,216.52
	0989-HO	9,000,000.00	-	-	1,029,375.00	10,029,375.00
	2417-HO	3,854,200.66	-	-	1,084,300.83	4,938,501.49
BID	572/SF-HO	31,700,866.63	3,981,335.61	-	-	35,682,202.24
Sub-total Multilaterales		46,070,761.43	3,981,335.61	-	2,176,198.21	52,228,295.25
Club de paris						
Alemania						
KFW	197965593	4,247,429.11	590,564.52	-	-	4,837,993.63
	199165713	395,428.36	87,488.55	-	-	482,916.91
	199165614 - CP I	46,402.40	1,585.41	-	-	47,987.81
	199365586 - CP II	19,069.97	3,379.24	-	-	22,449.22
	199665969 - CP III	8,197.85	2,339.08	-	-	10,536.93
	200065011 - CPIV - T1	28,827.81	44,621.08	-	-	73,448.89
	200065011 - CPIV - T2	23.81	36.86	-	-	60.67
	200065011 - CPIV - T3	13,557.53	154.56	-	-	13,712.09
	200065011 - CPIV - T4	2,142.61	24.43	-	-	2,167.03
		4,761,079.45	730,193.73	-	-	5,491,273.18
HERMES						
	HERMES I	534,670.72	37,100.21	-	-	571,770.92
	HERMES CP II	1,862,301.11	1,162,606.90	-	-	3,024,908.01
	HERMES CP III	202,419.90	151,736.80	-	-	354,156.70
	HERMES CP IV	3,433,500.98	3,671,243.93	-	-	7,104,744.91
	HERMES 1era. Capital. CP IV	57,850.06	61,855.72	-	-	119,705.78
	HERMES 2da. Capital. CP IV	210,989.02	23,261.54	-	-	234,250.57
	HERMES 3ra. Capital. CP IV	16,842.00	1,856.82	-	-	18,698.83
		6,318,573.78	5,109,661.92	-	-	11,428,235.70
FRANCIA						
COFACE						
	CP I	438,003.65	16,591.88	-	-	454,595.53
	CP II	3,713,008.83	1,301,033.25	-	-	5,014,042.08
	CP IV	3,387,963.39	2,325,858.37	-	-	5,713,821.76
	CP IV - CAPITALIZACIÓN	213,933.56	13,539.09	-	-	227,472.65
		7,752,909.43	3,657,022.59	-	-	11,409,932.02
ITALIA						
SACE						
	HOND 1 (CP I)	804,389.26	50,601.11	-	-	854,990.37
	HOND 2 (CP II)	6,642,502.86	506,026.49	-	-	7,148,529.35
	HOND 3 (CP III)	1,563,804.31	140,872.98	-	-	1,704,677.29
	HOND 4 (CP IV)	5,135,998.68	3,526,335.11	-	-	8,662,333.80
	HOND 4 (CP IV 1era. CAPITAL)	205,820.50	8,956.35	-	-	214,776.85
	HOND 4 (CP IV 2da. CAPITAL)	10,127.31	436.07	-	-	10,563.38
		14,362,642.93	4,233,228.10	-	-	18,595,871.03
JAPON						
EXIMBANK-JAPON						
	R1 - (CP I)	7,071,309.69	1,049,215.97	966,918.03	-	9,087,443.69
	R2 - (CP II)	7,458,490.32	1,535,635.05	185,797.36	-	9,179,922.74
	R2 - (CP II - CAPITAL)	480,707.78	-	11,796.70	-	492,504.48
	R3 - (CP III)	942,724.85	243,678.98	23,343.16	-	1,209,746.99
	R3 - (CP III - CAPITAL)	64,123.95	-	1,516.89	-	65,640.84
	R4 - (CP IV 2,005 MM)	5,529,995.86	6,430,780.81	37,039.19	-	11,997,815.86
	R4 - (CP IV 201 MM)	556,805.08	1,847,441.01	20,471.19	-	2,424,717.28
	R4 - (CP IV 2da FASE)	614,069.53	159,799.39	45,036.71	-	818,905.63
	R4 - (CP IV 3era FASE)	441,350.71	-	-	-	441,350.71
		23,159,577.76	11,266,551.22	1,291,919.24	-	35,718,048.22
JBIC						
	HO - P1	27,198,282.83	4,285,800.65	1,280,808.74	-	32,764,892.22
	HO - R1 (CP I)	6,058,861.31	1,065,987.94	222,320.04	-	7,347,169.29
	HO - R2 (CP II)	14,399,868.11	11,116,832.88	168,128.02	-	25,684,829.01
	HO - R3 (CP III)	1,305,327.67	1,649,965.98	21,298.49	-	2,976,592.14

SERVICIO DEUDA VENCIDA Y PENDIENTE DE PAGO
AL 31 DE OCTUBRE DEL 2022

(Cifras en Dolares)

INSTITUCION FINANCIERA	NUMERO PRESTAMO	PRINCIPAL	INTERESES	INTERESES MORATORIOS	COMISIONES	TOTAL
SUIZA SERV	HO - R4 (CP IV)	2,843,859.16	13,598,928.88	191,658.81	-	16,634,446.85
		51,806,199.08	31,717,516.32	1,884,214.11	-	85,407,929.51
	SERV - CP II	2,141,995.81	71,934.03	-	-	2,213,929.83
	SERV - CP III	1,609,948.70	13,749.61	-	-	1,623,698.31
	SERV - CP IV	239,639.51	84,064.57	-	-	323,704.08
	SERV - DIFERIMIENTO CP IV	6,264.00	162.31	-	-	6,426.31
		3,997,848.02	169,910.51	-	-	4,167,758.53
<u>Club de paris</u>						
ESTADOS UNIDOS EXIMBANK-USA	R - 190 Q (CP II)	34,927.12	17,026.95	-	-	51,954.07
	R-244-Q (CP IV)	204,801.29	238,031.24	-	-	442,832.54
	R-244-R (CP IV CAPITALIZACION)	15,824.74	1,871.49	-	-	17,696.23
		255,553.15	256,929.69	-	-	512,482.84
Sub total - Club de Paris		112,414,383.60	57,141,014.09	3,176,133.34	-	172,731,531.03
Total Generacion - ERP		158,485,145.03	61,122,349.70	3,176,133.34	2,176,198.21	224,959,826.28
DISTRIBUCION						
<u>Multilaterales</u>						
BID	936/SF-HO	7,202,184.46	2,914,843.33	-	-	10,117,027.79
<u>Bilaterales</u>						
FIV	Arreglo de Pagos N° I (REORG. DEUDA)	229,930.97	13,795.86	149,603.05	-	393,329.88
Total Distribucion - ERP		7,432,115.42	2,928,639.19	149,603.05	-	10,510,357.67
TRANSMISION						
<u>Multilaterales</u>						
IDA	0201-HO	2,336,298.00	-	-	113,894.53	2,450,192.53
<u>Club de paris</u>						
Alemania KFW	199165614 - CP I	46,402.40	1,585.41	-	-	47,987.81
	199365586 - CP II	19,069.97	3,379.24	-	-	22,449.22
	199665969 - CP III	8,197.85	2,339.08	-	-	10,536.93
	200065011 - CP IV - T1	78,790.83	121,956.28	-	-	200,747.11
	200065011 - CP IV - T2	174.62	270.29	-	-	444.91
	200065011 - CP IV - T4	5,792.99	66.04	-	-	5,859.03
		158,428.66	129,596.35	-	-	288,025.01
ESPAÑA ICO	01039001.0 (150688)	693,023.80	18,592.84	-	-	711,616.64
	REPROGRAMACION 01039014.0	357,663.89	-	-	-	357,663.89
	01039014.0	3,305,789.52	427,749.15	-	-	3,733,538.67
	11039001.0 (CP I)	178,667.34	8,840.93	-	-	187,508.27
	11039002.0 (CP II)	4,165,141.69	1,123,054.01	-	-	5,288,195.69
	11039003.0 (CP III)	1,604,221.08	719,380.09	-	-	2,323,601.17
	11039004.1 (CP V)	24,832.36	304,193.64	-	-	329,026.00
		10,329,339.69	2,601,810.66	-	-	12,931,150.35
CESCE	CP I	165,056.49	4,584.38	-	-	169,640.87
	CP II	1,166,362.78	356,702.05	-	-	1,523,064.83
	CP III	706,252.90	6,179.36	-	-	712,432.26
	CP IV	37,066.73	1,817.85	-	-	38,884.57
	CP IV - DIFERIMIENTO III FASE	360,586.47	36,804.17	-	-	397,390.64
	CP IV - REORG. DEUDA BBV,BEX	3,577,740.25	200,098.41	-	-	3,777,838.66
	CP IV - REORGANIZACION DEUDA	517,817.77	78,111.46	-	-	595,929.23
	CP V - DIFER. DEUDA POST CUT	2,242,321.97	186,665.52	-	-	2,428,987.49
	CP VI - RESTRUCT. DEUDA	4,571,343.36	625,347.86	-	-	5,196,691.22
		13,344,548.72	1,496,311.05	-	-	14,840,859.78
Sub total - Club de Paris		23,832,317.07	4,227,718.06	-	-	28,060,035.13
<u>Bilaterales</u>						
FIV	Arreglo de Pagos N° I (REORG. DEUDA)	205,626.84	12,337.61	133,789.73	-	351,754.19
	Arreglo de Pagos N° II (DÓLAR DEUDA)	107,815.07	5,401.53	72,815.15	-	186,031.75
			x			
Sub total - Bilaterales		313,441.91	17,739.14	206,604.88	-	537,785.93
Total Transmision - ERP		26,482,056.98	4,245,457.20	206,604.88	113,894.53	31,048,013.60

SERVICIO DEUDA VENCIDA Y PENDIENTE DE PAGO
AL 31 DE OCTUBRE DEL 2022

(Cifras en Dolares)

INSTITUCION FINANCIERA	NUMERO PRESTAMO	PRINCIPAL	INTERESES	INTERESES MORATORIOS	COMISIONES	TOTAL
Total Deuda Interna - ERP		192,399,317.43	68,296,446.09	3,532,341.28	2,290,092.74	266,518,197.54
Deuda Interna Gobierno Central						
GENERACION						
CTA. JICA - CONV. SUBSIDIARIO	HO-P6	-	-	-	272,108.84	272,108.84
Total - Generacion Gobierno Central		-	-	-	272,108.84	272,108.84
DISTRIBUCION						
Banco Central de Honduras						
Bono Soberano 2017	Prestamo Bono Soberano		43,750,000.00	-	1,008.27	43,751,008.27
Bono Soberano 2020	Prestamo Bono Soberano		16,875,000.00	-	6,000.00	16,881,000.00
SEFIN - EXIMBANK CHINA	6021583003		3,024,649.83	-	-	3,024,649.83
CTA. BID - CONV. SUBSIDIARIO	1584/SF-HO	3,516,872.27	1,846,423.94	-	-	5,363,296.21
Total Distribucion		3,516,872.27	65,496,073.78	-	7,008.27	69,019,954.31
TRANSMISION						
CUENTA FDO. DE CONTRAVALOR HONDURAS - ESPAÑA						
ICO	01039004.0 (030491)	5,548,008.98	485,200.36	-	-	6,033,209.35
	11039004.2 (CP V - Consol. Diferida)	3,148,126.61	219,363.21	-	-	3,367,489.83
	11039005.0 (CP VI)	107,902.26	6,752.28	-	-	114,654.54
	01039014.0	450,789.48	153,794.35	-	-	604,583.83
		9,254,827.34	865,110.21	-	-	10,119,937.54
CTA. BID - CONV. SUBSIDIARIO	2016/BLHO	5,952,978.78	3,734,042.07	-	-	9,687,020.85
	3103/BL-HO	1,671,979.15	3,138,193.03	-	70,880.58	4,881,052.77
	3435/BL-HO	846,948.43	1,609,567.85	-	241,238.24	2,697,754.52
	4598/BL-HO	-	348,683.75	-	1,324,076.77	1,672,760.52
	4599/SX-HO	-	-	-	1,303.52	1,303.52
		8,471,906.36	8,830,486.70	-	1,637,499.11	18,939,892.17
Total - Transmisión Gobierno Central		17,726,733.70	9,695,596.91	-	1,637,499.11	29,059,829.72
HOLDING						
CTA. IDA - CONV. SUBSIDIARIO	4536-HN	8,750,000.00	-	-	1,214,062.50	9,964,062.50
Total - Otros Gobierno Central		8,750,000.00	-	-	1,214,062.50	9,964,062.50
Total Deuda Interna Gobierno Central		29,993,605.96	75,191,670.69	-	3,130,678.72	108,315,955.37
Total General Deuda Interna		222,392,923.40	143,488,116.78	3,532,341.28	5,420,771.46	374,834,152.91
TOTAL DEUDA EXTERNA E INTERNA		222,626,320.71	143,643,086.15	3,532,341.28	5,420,771.46	375,222,519.59

MOVIMIENTO DEL SERVICIO DE LA DEUDA EXTERNA
AL 31 DE OCTUBRE DE 2022

INSTITUCION FINANCIERA	REFERENCIA DE PRESTAMO	MDA	30.09.2022	DESEMBOLSOS	SERVICIO DE LA DEUDA PAGADA				SALDO AL 31.10.2022
					PRINCIPAL	INTERESES	COMISION	TOTAL	
GENERACION									
BCA. COMERC. EXTERNA									
B.N.P.	240982	USD	233,397.34					-	233,397.34
INDUSTRIAL AND COMMERC BANK OF CHINA	LINEA DE CREDITO USD 297,719,934.10	USD	184,245,191.98					-	184,245,191.98
CLUB DE PARIS									
SUIZA									
SERV	CP V	CHF	93,243.19					-	93,243.19
SERV	CP VI	CHF	1,526,215.78					-	1,526,215.78

FILE: REVALUACION MENSUAL 2022-OCTUBRE
 E1/

MOVIMIENTO DEL SERVICIO DE LA DEUDA EXTERNA
AL 31 DE OCTUBRE DE 2022

INSTITUCION FINANCIERA	REFERENCIA DE PRESTAMO	MDA	30.09.2022	DESEMBOLSOS	SERVICIO DE LA DEUDA PAGADA				SALDO AL 31.10.2022 SIN REVALUACION	REVALUACION	SALDO AL 31.10.2022 REVALUADO
					PRINCIPAL	INTERESES	COMISION	TOTAL			
GENERACION											
BCA. COMERC. EXTERNA											
B.N.P.	240982	USD	233,397.34						-	233,397.34	233,397.34
INDUSTRIAL AND COMMERC BANK OF CHINA	LINEA DE CREDITO USD 297,719,934.10	USD	184,245,191.98						-	184,245,191.98	184,245,191.98
CLUB DE PARIS											
SUIZA											
SERV	CP V	USD	95,565.43		-	-	-	-	95,565.43	(1,966.56)	93,598.87
SERV	CP VI	USD	1,564,226.48		-	-	-	-	1,564,226.48	(32,188.96)	1,532,037.52
TOTAL DEUDA EXTERNA			186,138,381.23						186,138,381.23	(34,155.53)	186,104,225.71

FILE: REVALUACION MENSUAL 2022-OCTUBRE
 E1/

MOVIMIENTO DEL SERVICIO DE LA DEUDA EXTERNA
AL 31 DE OCTUBRE DE 2022

INSTITUCION FINANCIERA	REFERENCIA DE PRESTAMO	MDA	30.09.2022	DESEMBOLSOS	SERVICIO DE LA DEUDA PAGADA				SALDO AL 31.10.2022 SIN REVALUACION	REVALUACION	SALDO AL 31.10.2022 REVALUADO
					PRINCIPAL	INTERESES	COMISION	TOTAL			
GENERACION											
BCA. COMERC. EXTERNA											
B.N.P.	240982	LPS	5,749,953.53						-	5,749,953.53	5,762,580.32
INDUSTRIAL AND COMMERC BANK OF CHINA	LINEA DE CREDITO USD 297,719,934.10	LPS	4,539,046,125.10						-	4,539,046,125.10	4,549,013,789.99
CLUB DE PARIS											
SUIZA											
SERV	CP V	LPS	2,354,340.38		-	-	-	-	2,354,340.38	(43,384.38)	2,310,955.99
SERV	CP VI	LPS	38,536,127.23		-	-	-	-	38,536,127.23	(710,120.79)	37,826,006.43
TOTAL DEUDA EXTERNA			4,585,686,546.23						4,585,686,546.23	9,226,786.51	4,594,913,332.74

FILE: REVALUACION MENSUAL 2022-OCTUBRE
 E1/



Empresa Nacional
de Energía Eléctrica

Gerencia de Finanzas Corporativa
Departamento de Análisis y Programación Financiera



MOVIMIENTO SERVICIO DEUDA INTERNA OCTUBRE DEL 2022

(CIFRAS EN LEMPIRAS)

INSTITUCION FINANCIERA	REFERENCIA PRÉSTAMO	TASA DE INTERES	30.09.2022	DESEMBOLSOS	SERVICIO DEUDA PAGADO				31.10.2022	REVALUACION	31.10.2022
					PRINCIPAL	INTERESES	COMISION	TOTAL	SIN REVALUACION		REVALUADO
DEUDA INTERNA											
GENERACION											
BCO.CENTRAL DE HONDURAS											
FONDO - ERP	CLUB DE PARIS	VARIABLE	4,392,390,537.27		-	-	-	-	4,392,390,537.27	9,645,611.81	4,402,036,149.08
	MULTILATERALES	VARIABLE	1,441,915,222.34		-	-	-	-	1,441,915,222.34	3,166,420.29	1,445,081,642.62
CONV. SUBSIDIARIO - JICA	HO-P6	0.30%	87,593,363.68	35,323.07	-	35,323.07	-	35,323.07	87,628,686.74	(1,640,234.36)	85,988,452.39
		0.01%	63,410,330.73	1,219,958.72	-	2,927.52	517.16	3,444.68	64,630,289.46	(1,218,956.77)	63,411,332.69
TOTAL GENERACION			5,985,309,454.01	1,255,281.79	-	38,250.59	517.16	38,767.75	5,986,564,735.80	9,952,840.98	5,996,517,576.78
DISTRIBUCION											
GOBIERNO CENTRAL											
FONDO - ERP	MULTILATERALES		325,083,568.79					-	325,083,568.79	713,877.76	325,797,446.54
	BILATERALES		5,664,556.00					-	5,664,556.00	12,439.26	5,676,995.27
GOBIERNO CENTRAL											
Gobierno Central	Ptamo Temporal		4,553,496,299.16					-	4,553,496,299.16	-	4,553,496,299.16
	Bono Soberano		12,472,933,699.22	-			295,630.80	295,630.80	12,472,933,699.22	27,390,341.46	12,500,324,040.68
	Bono Soberano 2020		14,743,602,041.14	-				-	14,743,602,041.14	32,376,688.91	14,775,978,730.05
	Sefin-Eximbank China		1,820,357,544.26	-				-	1,820,357,544.26	3,997,472.92	1,824,355,017.18
EEH											
EEH	Reembolso de Inversiones 2° Año	7.2%	201,597,701.69	-				-	201,597,701.69	442,704.98	202,040,406.67
Banca Privada											
Banco Ficohsa	Sindicado I	10.00%	(0.00)	-				-	(0.00)	-	(0.00)
	Sindicado II	10.00%	1,715,000,000.00	-				-	1,715,000,000.00	-	1,715,000,000.00
Bonos RBCP - 2016	ISIN HNEEE 000835	6.0%	1,215,330,000.00	-	-	-	506,387.50	506,387.50	1,215,330,000.00	-	1,215,330,000.00

MOVIMIENTO SERVICIO DEUDA INTERNA OCTUBRE DEL 2022

(CIFRAS EN LEMPIRAS)

INSTITUCION FINANCIERA	REFERENCIA PRÉSTAMO	TASA DE INTERES	30.09.2022	DESEMBOLSOS	SERVICIO DEUDA PAGADO				31.10.2022	REVALUACION	31.10.2022
					PRINCIPAL	INTERESES	COMISION	TOTAL	SIN REVALUACION		REVALUADO
Bonos VGE 2019	ISIN HENEE000124		703,756,000.00	-		-	293,231.67	293,231.67	703,756,000.00	-	703,756,000.00
	ISIN HENEE000181		1,070,000,000.00	-		-	445,833.33	445,833.33	1,070,000,000.00	-	1,070,000,000.00
	ISIN HENEE000249		983,412,000.00	-		-	409,755.00	409,755.00	983,412,000.00	-	983,412,000.00
	ISIN HENEE000348		7,500,000.00	-		-	3,125.00	3,125.00	7,500,000.00	-	7,500,000.00
	ISIN HENEE000405		161,356,000.00	-		-	67,231.67	67,231.67	161,356,000.00	-	161,356,000.00
	ISIN HENEE000587		612,122,000.00	-		-	255,050.83	255,050.83	612,122,000.00	-	612,122,000.00
	ISIN HENEE000488		1,796,602,000.00	-		-	748,584.17	748,584.17	1,796,602,000.00	-	1,796,602,000.00
Bonos VGE 2020	ISIN HENEE00064-5		1,014,000,000.00	-		-	422,500.00	422,500.00	1,014,000,000.00	-	1,014,000,000.00
	ISIN HENEE00066-0		1,651,000,000.00	-		-	687,916.66	687,916.66	1,651,000,000.00	-	1,651,000,000.00
	ISIN HENEE00072-8		758,300,000.00	-		-	315,958.33	315,958.33	758,300,000.00	-	758,300,000.00
	ISIN HENEE00076-9		621,000,000.00	-		-	258,750.00	258,750.00	621,000,000.00	-	621,000,000.00
	ISIN HENEE00084-3		164,000,000.00	-		-	68,333.33	68,333.33	164,000,000.00	-	164,000,000.00
Bonos VGE 2021	ISIN HENEE00098-3		1,413,141,000.00	-	-	36,388,380.75	588,808.75	36,977,189.50	1,413,141,000.00	-	1,413,141,000.00
	ISIN HENEE00099-1		565,000,000.00	-	-	15,678,750.00	235,416.67	15,914,166.67	565,000,000.00	-	565,000,000.00
	ISIN HENEE00077-7		300,000,000.00	-	-	9,375,000.00	125,000.00	9,500,000.00	300,000,000.00	-	300,000,000.00
	ISIN HENEE00085-0		150,000,000.00	-	-	4,800,000.00	62,500.00	4,862,500.00	150,000,000.00	-	150,000,000.00
	ISIN HENEE00096-7		150,000,000.00	-	-	-	62,500.00	62,500.00	150,000,000.00	-	150,000,000.00
BID - CONV. SUBSIDIARIO	1584/SF-HO	1 y 2%	365,131,250.02	-	-	-	-	-	365,131,250.02	801,821.76	365,933,071.78
TESORERIA GENERAL DE LA REPUBLICA	CUT - LPS		-	3,271,571.24	-	-	-	-	3,271,571.24	-	3,271,571.24
	CUT - USD		23,192,236.26	-	-	-	-	-	23,192,236.26	50,929.74	23,243,166.00
TOTAL DISTRIBUCION			49,562,577,896.53	3,271,571.24	-	66,242,130.75	5,852,513.71	72,094,644.46	49,565,849,467.77	65,786,276.80	49,631,635,744.57
TRANSMISION											
BCO.CENTRAL DE HONDURAS											
GOBIERNO CENTRAL FONDO - ERP	CLUB DE PARIS	VARIABLE	635,442,740.34	-	-	-	-	-	635,442,740.34	1,395,421.00	636,838,161.34
	MULTILATERALES	VARIABLE	57,556,805.38	-	-	-	-	-	57,556,805.38	126,393.73	57,683,199.10
	BILATERALES	VARIABLE	149,800,555.47	-	-	-	-	-	149,800,555.47	328,959.37	150,129,514.84

MOVIMIENTO SERVICIO DEUDA INTERNA OCTUBRE DEL 2022

(CIFRAS EN LEMPIRAS)

INSTITUCION FINANCIERA	REFERENCIA PRÉSTAMO	TASA DE INTERES	30.09.2022	DESEMBOLSOS	SERVICIO DEUDA PAGADO				31.10.2022	REVALUACION	31.10.2022
					PRINCIPAL	INTERESES	COMISION	TOTAL	SIN REVALUACION		REVALUADO
BID - CONV. SUBSIDIARIO	2016/BL-HO	VARIABLE 0.25%	481,872,962.22			-	-	-	481,872,962.22	1,058,184.49	482,931,146.71
			211,006,483.50			-	-	-	211,006,483.50	463,366.50	211,469,850.00
BID - CONV. SUBSIDIARIO	3103/BL-HO	VARIABLE 0.25%	395,430,830.90	-		-	-	-	395,430,830.90	868,359.10	396,299,190.00
			169,470,356.10			-	-	-	169,470,356.10	372,153.90	169,842,510.00
BID - CONV. SUBSIDIARIO	3435/BL-HO	VARIABLE 0.25%	339,975,420.00	-		-	-	-	339,975,420.00	746,580.00	340,722,000.00
			226,650,280.00	-		-	-	-	226,650,280.00	497,720.00	227,148,000.00
BID - CONV. SUBSIDIARIO	4598/BL-HO	VARIABLE 0.25%	777,553,348.62	-		-	-	-	777,553,348.62	1,707,493.38	779,260,842.00
			518,368,899.08	-		-	-	-	518,368,899.08	1,138,328.92	519,507,228.00
BID - CONV. SUBSIDIARIO	4599/SX-HO	VARIABLE 0.25%	41,881,030.00	-		-	-	-	41,881,030.00	91,970.00	41,973,000.00
			-	-		-	-	-	-	-	-
CUENTA - FDO. CONTRAVALOR HONDURAS-ESPAÑA	CONV. CONVERSIÓN ICO		249,313,769.31			-	-	-	249,313,769.31	547,488.62	249,861,257.93
TOTAL TRANSMISION			4,254,323,480.92	-	-	-	-	-	4,254,323,480.92	9,342,419.00	4,263,665,899.92
HOLDING GOBIERNO CENTRAL											
IDA- CONV. SUBSIDIARIO	4536-HN	0.75%	615,897,500.00			-	-	-	615,897,500.00	1,352,500.00	617,250,000.00
TOTAL HOLDING			615,897,500.00	-	-	-	-	-	615,897,500.00	1,352,500.00	617,250,000.00
TOTAL			60,418,108,331.47	4,526,853.03	-	66,280,381.34	5,853,030.87	72,133,412.21	60,422,635,184.50	86,434,036.78	60,509,069,221.27


RESUMEN SERVICIO DEUDA VENCIDA PENDIENTE DE PAGO

AL 31 DE OCTUBRE DEL 2022

(Cifras en Lempiras)

CONCEPTO	PRINCIPAL	INTERESES	INTERESES MORATORIOS	COMISIONES	TOTAL
PRESTAMOS DEUDA EXTERNA E INTERNA					
GENERACION	3,918,760,810.34	1,512,937,007.83	78,418,732.21	60,448,700.99	5,570,565,251.37
DISTRIBUCION	270,330,506.07	1,689,406,163.18	3,693,699.34	173,034.13	1,963,603,402.72
TRANSMISION	1,091,515,041.81	344,204,626.12	5,101,074.58	43,241,909.02	1,484,062,651.52
HOLDING	216,037,500.00	-	-	29,975,203.13	246,012,703.13
	5,496,643,858.21	3,546,547,797.13	87,213,506.13	133,838,847.26	9,264,244,008.73
TOTAL DEUDA EXTERNA E INTERNA	5,496,643,858.21	3,546,547,797.13	87,213,506.13	133,838,847.26	9,264,244,008.73

ELABORADO POR:



EMMA L. TABORA
 OFICIAL CONTABLE I
 ANALISIS Y PROGRAMACION FINANCIERA

AUTORIZADO POR:



ANA LOURDES AGUILAR
 JEFE DEPARTAMENTO DE ANALISIS
 Y PROGRAMACION FINANCIERA





Empresa Nacional
de Energía Eléctrica

Gerencia de Finanzas Corporativa
Departamento de Análisis y Programación Financiera



HONDURAS
GOBIERNO DE LA REPUBLICA

RESUMEN SERVICIO DEUDA VENCIDA PENDIENTE DE PAGO
AL 31 DE OCTUBRE DEL 2022

(Cifras en Dolares)

CONCEPTO	PRINCIPAL	INTERESES	INTERESES MORATORIOS	COMISIONES	TOTAL
PRESTAMOS DEUDA EXTERNA E INTERNA					
GENERACION	158,718,542.34	61,277,319.07	3,176,133.34	2,448,307.05	225,620,301.80
DISTRIBUCION	10,948,987.69	68,424,712.97	149,603.05	7,008.27	79,530,311.98
TRANSMISION	44,208,790.68	13,941,054.12	206,604.88	1,751,393.64	60,107,843.32
HOLDING	8,750,000.00	-	-	1,214,062.50	9,964,062.50
	222,626,320.71	143,643,086.15	3,532,341.28	5,420,771.46	375,222,519.59
TOTAL DEUDA EXTERNA E INTERNA	222,626,320.71	143,643,086.15	3,532,341.28	5,420,771.46	375,222,519.59

ELABORADO POR:

EMMA L. TABORA
OFICIAL CONTABLE I
ANALISIS Y PROGRAMACION FINANCIERA

AUTORIZADO POR:


ANA LOURDES AGUILAR
JEFE DEPARTAMENTO DE ANALISIS
Y PROGRAMACION FINANCIERA





RESUMEN MOVIMIENTO DEL SERVICIO DE LA DEUDA EXTERNA
AL 31 DE OCTUBRE DE 2022

INSTITUCION FINANCIERA	MDA	30.09.2022	DESEMBOLSOS	SERVICIO DE LA DEUDA PAGADA				SALDO AL 31.10.2022 SIN REVALUACION	REVALUACION	SALDO AL 31.10.2022 REVALUADO
				PRINCIPAL	INTERESES	COMISION	TOTAL			
GENERACION	LPS	4,585,686,546.23	-	-	-	-	-	4,585,686,546.23	9,226,786.51	4,594,913,332.74
TOTAL DEUDA EXTERNA		4,585,686,546.23	-	-	-	-	-	4,585,686,546.23	9,226,786.51	4,594,913,332.74

FILE: REVALUACION MENSUAL 2022-OCTUBRE

ELABORADO POR: 
 EMMA L. TABORA
 OFICIAL CONTABLE I
 DEPTO. ANALISIS Y PROGRAMACION FINANCIERA

AUTORIZADO POR:  
 ANA LOURDES AGUILAR
 JEFE DEPARTAMENTO DE ANALISIS
 Y PROGRAMACION FINANCIERA

RESUMEN MOVIMIENTO SERVICIO DEUDA INTERNA OCTUBRE DEL 2022

(CIFRAS EN LEMPIRAS)

INSTITUCION FINANCIERA	REFERENCIA PRÉSTAMO	TASA DE INTERES	30.09.2022	DESEMBOLSOS	SERVICIO DEUDA PAGADO				31.10.2022	REVALUACION	31.10.2022
					PRINCIPAL	INTERESES	COMISION	TOTAL	SIN REVALUACION	REVALUADO	
DEUDA INTERNA											
GENERACION			5,985,309,454.01	1,255,281.79	-	38,250.59	517.16	38,767.75	5,986,564,735.80	9,952,840.98	5,996,517,576.78
DISTRIBUCION			49,562,577,896.53	3,271,571.24	-	66,242,130.75	5,852,513.71	72,094,644.46	49,565,849,467.77	65,786,276.80	49,631,635,744.57
TRANSMISION			4,254,323,480.92	-	-	-	-	-	4,254,323,480.92	9,342,419.00	4,263,665,899.92
HOLDING			615,897,500.00	-	-	-	-	-	615,897,500.00	1,352,500.00	617,250,000.00
GRAN TOTAL			60,418,108,331.47	4,526,853.03	-	66,280,381.34	5,853,030.87	72,133,412.21	60,422,635,184.50	86,434,036.78	60,509,069,221.27

ELABORADO POR:



EMMA L. TABORA
 OFICIAL CONTABLE I
 DEPTO. ANALISIS Y PROGRAMACION FINANCIERA

AUTORIZADO POR:




ANA LOURDES AGUILAR
 JEFE DEPARTAMENTO DE ANALISIS
 Y PROGRAMACION FINANCIERA