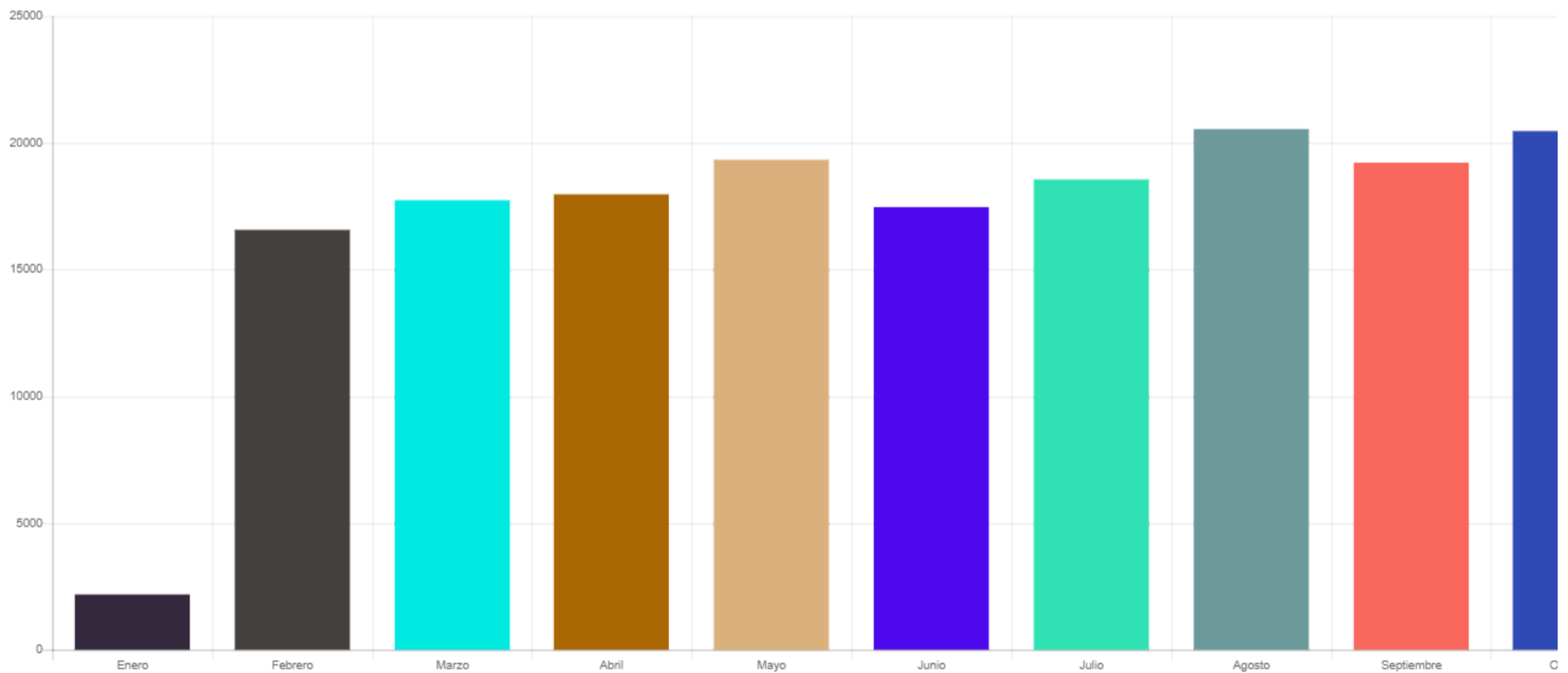




## INGRESOS CON CONTRAPRESTACION NICSP 9 Del 2022-01-31 Al 2022-10-31

2022-11-03

### VENTAS DE LOTERIA MENOR DEL 2022-01-31 AL 2022-10-31

AÑO	MES	EMISION	DEVOLUCION	% DEV.	MONTO	VENTA	% VENTA	MONTO
2022	Enero	25,000	22,806	91%	36,489,632.00	2,193.98	9%	3,510,368.00
2022	Febrero	20,000	3,428	17%	5,484,832.00	16,571.98	83%	26,515,168.00
2022	Marzo	20,000	2,266	11%	3,626,128.00	17,733.67	89%	28,373,872.00
2022	Abril	20,000	2,025	10%	3,240,544.00	17,974.66	90%	28,759,456.00
2022	Mayo	25,000	5,665	23%	9,064,208.00	19,334.87	77%	30,935,792.00
2022	Junio	20,000	2,520	13%	4,031,360.00	17,480.40	87%	27,968,640.00
2022	Julio	25,000	6,454	26%	10,326,656.00	18,545.84	74%	29,673,344.00
2022	Agosto	20,000	-548	-3%	-876,016.00	20,547.51	103%	32,876,016.00
2022	Septiembre	20,000	768	4%	1,228,672.00	19,232.08	96%	30,771,328.00
2022	Octubre	25,000	4,543	18%	7,268,192.00	20,457.38	82%	32,731,808.00
<b>TOTALES</b>		<b>220,000</b>	<b>49,928</b>	<b>23%</b>	<b>79,884,208.00</b>	<b>170,072</b>	<b>77%</b>	<b>272,115,792.00</b>



YOLANI NAJERA  
JEFE DE VENTAS PANI