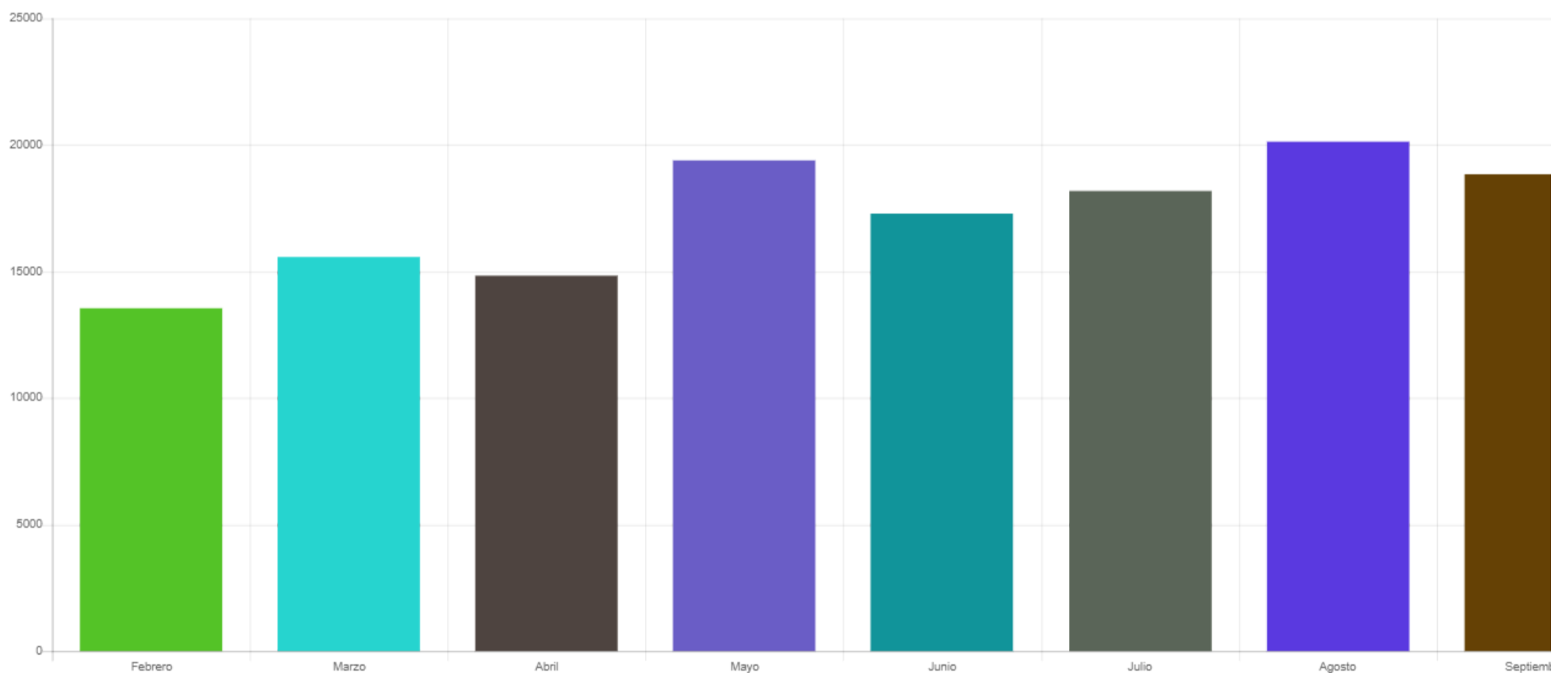




## INGRESOS CON CONTRAPRESTACION NICSP 9 Del 2022-01-31 AL 2022-09-30

2022-10-04

### VENTAS DE LOTERIA MAYOR DEL 2022-01-31 AL 2022-09-30

| AÑO            | MES        | EMISION        | DEVOLUCION     | % DEV.     | MONTO               | VENTA          | % VENTA    | MONTO                |
|----------------|------------|----------------|----------------|------------|---------------------|----------------|------------|----------------------|
| 2022           | Febrero    | 50,000         | 36,454         | 73%        | 364,540.00          | 13,546         | 27%        | 1,354,600.00         |
| 2022           | Marzo      | 50,000         | 34,427         | 69%        | 344,270.00          | 15,573         | 31%        | 1,557,300.00         |
| 2022           | Abril      | 50,000         | 35,172         | 70%        | 351,720.00          | 14,828         | 30%        | 1,482,800.00         |
| 2022           | Mayo       | 50,000         | 30,626         | 61%        | 459,390.00          | 19,374         | 39%        | 2,906,100.00         |
| 2022           | Junio      | 50,000         | 32,705         | 65%        | 490,575.00          | 17,295         | 35%        | 2,594,250.00         |
| 2022           | Julio      | 50,000         | 31,820         | 64%        | 318,200.00          | 18,180         | 36%        | 1,818,000.00         |
| 2022           | Agosto     | 50,000         | 29,857         | 60%        | 298,570.00          | 20,143         | 40%        | 2,014,300.00         |
| 2022           | Septiembre | 50,000         | 31,157         | 62%        | 467,355.00          | 18,843         | 38%        | 2,826,450.00         |
| <b>TOTALES</b> |            | <b>400,000</b> | <b>262,218</b> | <b>66%</b> | <b>3,094,620.00</b> | <b>137,782</b> | <b>34%</b> | <b>16,553,800.00</b> |



YOLANI NAJERA  
JEFE DE VENTAS PANI