



**Empresa Nacional
de Energía Eléctrica**



MEMORANDO DDC-556-V-2022

PARA: Lic. Luis Fernando de Jesús Cruz
Jefe de Unidad de Transparencia

DE: Jefe Departamento Contabilidad

ASUNTO: Estados Financieros al 31 de marzo de 2022

FECHA: 20 de mayo de 2022


Estimado Licenciado **Cruz**:

Con el propósito de ser publicados en el Portal de transparencia de la ENEE; se adjuntan los Estados Financieros:

1. Balance General con saldos al 31 de marzo de 2022
2. Estados de Resultados con saldos al 31 de marzo de 2022

Atentamente,



Lic. Rosalidia Michelle Ordoñez
Jefe Departamento de Contabilidad



CC/Archivo

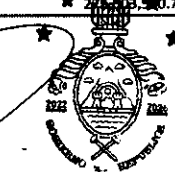
EMPRESA NACIONAL DE ENERGIA ELECTRICA
 ESTADO DE RESULTADOS
 DEL 01 AL 31 DE MARZO DE 2022
 CIERRE CONTABLE (CIFRAS EN LEMPIRAS)

DESCRIPCION	VALORES DEL MES			VALORES DEL PERIODO		
	MARZO 2022	MARZO 2021	AUMENTO DISMINUCION	MARZO 2022	MARZO 2021	AUMENTO DISMINUCION
RESULTADO - INGRESOS						
INGRESOS						
INGRESOS DE EXPLOTACION	2,859,068,869.06	2,254,974,976.25	604,093,892.81	8,615,310,248.87	6,483,979,510.90	2,131,330,737.97
OTROS INGRESOS NO OPERATIVOS	458,274,868.28	227,094,158.29	231,180,709.99	709,462,920.98	563,305,613.13	146,157,307.85
TOTAL INGRESOS	3,317,343,737.34	2,482,069,134.54	835,274,602.80	9,324,773,169.85	7,047,285,124.03	2,277,488,045.82
RESULTADO GASTOS Y COSTOS						
GASTOS SERVICIOS PUBLICOS ENERGIA						
SERVICIOS PERSONALES	-137,028,446.31	-176,664,797.03	39,636,350.72	-390,544,519.72	-375,452,171.06	-15,092,348.66
SERVICIOS NO PERSONALES	-640,070,148.16	-357,265,966.23	-282,804,181.93	-1,351,888,950.97	-913,103,735.91	-438,785,215.06
MATERIALES Y SUMINISTROS	-2,148,469,221.86	-1,839,869,756.45	-308,599,465.41	-6,646,858,208.82	-5,006,941,741.06	-1,639,916,467.76
ADICIONES Y REPARACIONES	-8,009,204.96	-863,810.90	-7,145,394.06	-8,009,204.96	-863,810.90	-7,145,394.06
GASTOS POR DEPRECIACION DE BIENES	-48,258,749.45	-48,305,055.65	46,306.20	-145,145,400.89	-145,333,790.80	188,389.91
SERVICIO DE LA DEUDA	-321,866,625.84	-330,300,547.13	8,433,921.29	-1,243,234,295.27	-982,713,298.79	-260,520,996.48
TRANSFERENCIAS Y DONACIONES	-13,576,778.91	-1.98	-13,576,776.93	-21,796,204.80	-1.81	-21,796,202.99
AJUSTE DE INVENTARIOS	-195,200.72	-68,650.00	-126,550.72	-250,412.97	-76,551.17	-173,861.80
PROVISION PARA CUENTAS DE DUDOSO COBRO	0.00	-214,416,506.67	214,416,506.67	-388,994,065.21	-769,751,706.99	380,757,641.78
TOTAL GASTOS SERVICIOS PUBLICOS ENERGIA	-3,317,474,376.21	-2,967,755,092.04	-349,719,284.17	-10,196,721,263.61	-8,194,236,808.49	-2,002,484,455.12
UTILIDAD Y/O - (PERDIDA) DEL EJERCICIO	-130,638.87	-485,685,957.50	485,555,318.63	-871,948,093.76	-1,146,951,684.46	274,903,590.70


Lic. Rosalidia Michelle Ordoñez
 Jefe Departamento de Contabilidad


Lic. Abner Zacarías Ordoñez G.
 Gerente de Finanzas Corporativas



Ing. Erick M. Tejada
 Gerente General



ENEE
 GERENCIA GENERAL


EMPRESA NACIONAL DE ENERGIA ELECTRICA
ESTADO DE RESULTADO
SALDOS AL 31 DE MARZO DE 2022 (CIFRAS EXPRESADAS EN LEMPIRAS)

Pos balance/PyG	Texto p posición balance/PyG	SalDOS Acumulados al 31.03.2022	SalDOS Acumulados al 31.03.2021	Desviación absoluta
52	*4 RESULTADO - INGRESOS	-	-	-
15	4111100000 Venta de energía Residencial no subsidiada	- 3,735,005,487.74	- 2,885,051,144.55	849,954,343.19
15	4111300000 Venta de Energía Sector Comercial	- 2,320,313,368.95	- 1,734,097,780.66	586,215,588.29
15	4111400000 Venta de Energía Sector Industrial	- 1,674,902,273.93	- 1,205,514,518.60	469,387,755.33
15	4111500000 Venta de Energía Gobierno Central	- 220,420,974.52	- 168,880,553.93	51,540,420.59
15	4111600000 Venta a Instituciones Autonomas y Publicas	- 167,886,733.52	- 129,534,157.05	38,352,576.47
15	4111700000 Venta a Municipalidades	- 105,511,379.96	- 78,429,394.50	27,081,985.46
15		- 8,224,040,218.62	- 6,201,507,549.29	2,022,532,669.33
19	4114100000 Rect fact consumo region Centro Sur	5,092,377.11	28,037,733.14	22,945,356.03
19	4114200000 Rect fact consumo region Noroccidente	3,764,213.32	20,047,491.90	16,283,278.58
19	4114300000 Rect fact consumo region Litoral atlantico	273,616.36	2,495,823.78	2,222,207.42
19		9,130,206.79	50,581,048.82	41,450,842.03
20	4117100000 Recargos por Mora	- 319,495,612.94	- 301,409,061.73	18,086,551.21
20	4117200000 Inq. Vanos del Servicio Eléctrico (Serv Misc)	- 42,953,235.01	- 66,529.00	42,886,706.01
20	4117300000 Alquileres de Bienes e Inst. Eléctricas	- 32,114,666.39	- 27,319,078.58	4,795,587.81
20	4117400000 Otros Ingresos Eléctricos	- 5,836,722.70	- 4,258,341.12	1,578,381.58
20		- 400,400,237.04	- 333,053,010.43	67,347,226.61
13	*411 INGRESOS DE EXPLOTACION (Cuadros " D,E,I	- 8,615,310,248.87	- 6,483,979,510.90	2,131,330,737.97
13	"")			
21	4118000000 Ingreso de Comercialización	- 333,400,423.04	- 331,317,469.71	2,082,953.33
21	4118400000 Ingresos Operaciones Ajenas al Servicio Publico	- 6,298,446.86	- 5,943,146.30	355,300.56
21	4118600000 Ingresos AQUAFINCA ST PETER FISH CANON AMBIENTAL	-	- 2,146,682.33	2,146,682.33
21	4118700000 INGRESOS VARIOS ODS	- 23,536,220.19	- 26,621,964.15	3,085,743.96
21		- 363,235,090.09	- 366,029,262.49	2,794,172.40
22	4119300000 Fallas	351,162.20	-	351,162.20
22		351,162.20	-	351,162.20
23	4221000000 Intereses por Contratos de Deuda de Residencia	- 20,471,338.21	- 995,268.07	19,476,070.14
23		- 20,471,338.21	- 995,268.07	19,476,070.14
25	4234000000 Ente Operador Regional	1,513,659.47	-	1,513,659.47
25	4235000000 Ingresos netos de intereses y dividendos	- 405,880.73	-	405,880.73
25	4236000000 INTERSES AGENTE BANCO LAFISE	91,923.64	51,386.94	40,536.70
25	4237000000 INGRESO POR AMORT, PRIMAS SOBRE BONOS VGE-2020	- 1,412,820.67	-	1,412,820.67
25		- 396,965.57	- 51,386.94	345,578.63
27	4714000000 Ganancia por acciones de la EPR	- 982,150.00	- 923,650.00	58,500.00
27	4716010000 Diferencia en el Redondeo	-	633.01	633.01
27	4716016000 Ingreso por Diferencial Cambiario	- 257,431.43	- 1,373,457.65	1,116,026.22
27	4716030000 Diferencia en el Precio de Compra	7,498.21	- 169,862.70	162,364.49
27	4716040000 Ajuste por Impugnación Tomas Fisicas de Inventario	-	148,396.37	148,396.37
27		- 1,247,079.64	- 2,615,999.73	1,368,920.09
28	4721000000 Ingreso por Diferencial Cambiario BCH	- 4,881,745.01	-	4,881,745.01
28	4722000000 Por Revaluación de Prestamos EXtranjeros	- 319,030,821.84	- 193,613,695.90	125,417,125.94
28	4723000000 Gananc Dif Camb Moneda EXtranjera EPR	- 551,042.82	-	551,042.82
28		- 324,463,609.67	- 193,613,695.90	130,849,913.77
9	*413 OTROS INGRESOS NO OPERATIVOS (Cuadro "F,	- 709,462,920.98	- 563,305,613.13	146,157,307.85
9	"K")			
52	*TOTAL INGRESOS	- 9,324,773,169.85	- 7,047,285,124.03	2,277,488,045.82
53	*5 RESULTADO GASTOS Y COSTOS			
8	5111000000 Sueldos Básicos	202,667,945.40	217,637,398.87	14,969,453.47
8	5114000000 Adicionales	1,233,516.80	1,926,758.80	693,242.00
8	5115100000 Decimotercer Mes	17,499,278.64	16,664,484.64	834,794.00
8	5115200000 Decimocuarto Mes	16,775,375.79	15,682,414.82	1,092,960.97
8	5116000000 Vacaciones	43,258,147.17	37,805,651.35	5,452,495.82
8	5117200000 Imprensa	89,045.70	123,315.18	34,269.48
8	5117500000 Contribuciones para Seguro Social	7,639,968.24	2,836,319.56	4,803,648.68
8	5117600000 Contribuciones al Instituto Nacional de Formación	4,999,141.04	3,005,357.83	1,993,783.21
8	5117900000 Otras Contribuciones Patronales (Fondo de Prestaci	22,088,208.90	19,571,905.28	2,516,303.62
8		316,250,627.68	315,253,606.33	997,021.35
10	5121000000 Sueldos Básicos	8,740,830.39	21,207,377.11	12,466,546.72
10	5124100000 Decimotercer Mes	1,467,620.82	1,680,195.81	212,574.99
10	5124200000 Decimocuarto Mes	1,549,796.01	1,773,850.95	224,054.94
10	5125500000 Contribuciones para Seguro Social	276,281.62	207,465.12	68,816.50
10	5125600000 Contribuciones al Instituto Nacional de Formación	276,404.59	227,744.98	48,659.61
10		12,310,933.43	25,096,633.97	12,785,700.54
12	5141000000 Horas EXtraordinarias	12,143,911.48	13,657,763.92	1,513,852.44
12		12,143,911.48	13,657,763.92	1,513,852.44
32	5161000000 Beneficios Contrato Colectivo	7,690,598.73	4,871,676.63	2,818,922.10
32	5162000000 Compensaciones	42,148,448.40	16,572,490.21	25,575,958.19
32		49,839,047.13	21,444,166.84	28,394,880.29
30	*5100000000 SERVICIOS PERSONALES	390,544,519.72	375,452,171.06	15,092,348.66
33	5211100000 Energía Interna Consumida (No Afecta Presupuesto)	4,956,585.89	5,727,210.75	770,624.86
33	5211200000 Crédito energía autogenerada	1,169,096.78	3,834,587.46	2,665,490.68
33	5212000000 Agua	274,675.28	13,902.67	260,772.61
33	5212100000 Serv. Agua Consumido (No Afecta Presupuesto)	114,302.99	-	114,302.99
33	5212200000 Comp alquiler de edificio, vivienda y locales	62.43	-	62.43
33	5214200000 Telefonía Fija	179,935.33	197,811.93	17,876.60
33		6,694,658.70	9,773,512.81	3,078,854.11
34	5221000000 Alquiler de Edificios, Viviendas y Locales	407,859.67	4,302,009.54	3,894,149.87
34	5222100000 Alquiler de Equipos y Maquinarias de Producción	23,794,134.88	31,461,805.54	7,667,670.66
34	5223000000 Alquiler de Tierras y Terrenos	290,916.00	436,374.00	145,458.00
34		24,492,910.55	36,200,189.08	11,707,278.53
35	5232000000 Mantenimiento y Reparación de Equipos y Medios de	151,751.70	-	151,751.70
35	5234000000 Mantenimiento y Reparación de Sistemas Eléctricos	653,433.12	70,200.00	583,233.12
35		805,184.82	70,200.00	734,984.82
36	5242000000 Estudios, Investigaciones y Análisis de Factibilidad	-	2,019,666.80	2,019,666.80
36	5245000000 Servicios de Capacitación	1,101,035.28	-	1,101,035.28



**EMPRESA NACIONAL DE ENERGIA ELECTRICA
ESTADO DE RESULTADO
SALDOS AL 31 DE MARZO DE 2022 (CIFRAS EXPRESADAS EN LEMPIRAS)**

Pos balance/PyG	Texto p posición balance/PyG	Saldos Acumulados al 31.03.2022	Saldos Acumulados al 31.03.2021	Desviación absoluta
36	5246000000 Servicios de Informática y Sistemas Computarizados	578,455.26	578,455.26	-
36	5247100000 SERV. CONSULTORIA GESTION ADMINISTVA. FINAC. Y ACT	29,046.67	-	29,046.67
36	5247200000 SERVICIOS CONSULTORIA MONITOREO Y EVALUACION	4,480,366.70	-	4,480,366.70
36		2,771,829.49	2,598,122.06	5,369,951.55
37	5251000000 Servicio de Transporte	426,664.01	8,270.00	418,394.01
37	5253000000 Servicio de Imprenta, Publicaciones y Reproduccion	336,440.00	518,788.85	182,348.85
37	5254000000 Primas y Gastos de Seguro	416,254.60	262,562.46	153,692.14
37	5255000000 Comisiones y Gastos Fiduciarios Banco Atlantida	210.00	3,555,621.97	3,555,411.97
37	5255100000 Comisiones y Gastos Fid. Banco Ficohsa	10,761,480.76	3,653,515.59	7,107,965.17
37	5255210000 COMISIONES Y GASTOS FIDUCIARIOS BANCO LAFISE	3,845,046.06	2,607,070.64	1,237,975.42
37	5255300000 Comisiones y Gastos por servicios bancarios	4,231,367.36	8,397,062.00	4,165,694.64
37	5255420000 COMISIONES BONOS VGE 2021	3,222,676.26	-	3,222,676.26
37	5255510000 Comisiones y Gastos Servicios Bancarios RBCP 2016	1,519,162.50	1,564,226.71	45,064.21
37	5255630000 1% COM. ADMON. BCH-BONOS FIDEIC. RPE-2016	-	26,018.11	26,018.11
37	5255650000 COMISIÓN BCH VGE-2019	6,668,435.01	6,915,315.28	246,880.27
37	5255660000 Comisión Admón. BCH - Bonos VGE - 2020	5,260,374.97	5,310,667.65	50,292.68
37	5255900000 EMPRESA ENERGIA HONDURAS (E. E. H.)	792,303,321.63	697,743,900.00	94,559,421.63
37	5255910000 EMPRESA SUPERVISORA EMPRESA ENERGIA HONDURAS	12,832,911.84	-	12,832,911.84
37	5256000000 Publicidad y Propaganda	72,306.25	3,680.00	68,626.25
37	5257000000 Servicio de Internet	54,625.00	-	54,625.00
37	5258000000 Gasto por Diferencial Cambiario	4,139,039.82	0.17	4,139,039.65
37	5259000000 Otros Servicios Comerciales y Financieros	-	56,925.00	56,925.00
37		846,090,316.07	730,623,624.43	115,466,691.64
38	5261100000 Pasajes Nacionales	298,600.00	-	298,600.00
38	5261200000 Pasajes al EXterior	20,934.77	-	20,934.77
38	5262100000 Viáticos Nacionales	1,114,483.44	573,289.21	541,194.23
38	5262200000 Viáticos al EXterior	127,743.84	-	127,743.84
38		1,561,762.05	573,289.21	988,472.84
39	5271210000 Impuesto sobre Industria, Comercio y Servicios	-	132.00	132.00
39	5272100000 Tasas	-	2,852.21	2,852.21
39	5275000000 Gastos Judiciales	468,450,705.14	124,493,828.35	343,956,876.79
39		468,450,705.14	124,496,812.56	343,953,892.58
40	5292000000 Servicios de Vigilancia	6,565,243.13	8,767,985.76	2,202,742.63
40		6,565,243.13	8,767,985.76	2,202,742.63
43	*5200000000 SERVICIOS NO PERSONALES	1,351,888,950.97	913,103,735.91	438,785,215.06
41	5311000000 PRODUCTOS ALIMENTICIOS Y BEBIDAS	7,764.98	319,250.00	311,485.02
41	5315000000 Madera, Corcho y sus Manufacturas	2,413,176.51	21,407.47	2,391,769.04
41		2,420,941.49	340,657.47	2,080,284.02
42	5321000000 Hilados y Telas	1,725.00	2,887.65	1,162.65
42	5322000000 Confecciones TeXtiles	8,533.91	-	8,533.91
42		10,258.91	2,887.65	7,371.26
44	5331000000 Papel de Escritorio	7,126.98	5,333.89	12,460.87
44	5333000000 Productos de Artes Gráficas	25,884.68	17,250.15	8,634.53
44	5334000000 Productos de Papel y Cartón	897.71	497.37	400.34
44	5337000000 Especies Timbradas y Valores	10,500.00	-	10,500.00
44		44,409.37	12,413.63	31,995.74
45	5342000000 Artículos de Cuero	10,987.68	-	10,987.68
45	5344000000 Llantas y Cámaras de Aire	128,731.80	187,814.69	59,082.89
45		139,719.48	187,814.69	48,095.21
46	5351000000 Productos Químicos	76,604.90	139,022.62	62,417.72
46	5352100000 Productos Farmacéuticos y Medicinales Varios	381,469.16	853,313.37	471,844.21
46	5354000000 Insecticidas, Fumigantes y Otros	14,429.20	25,024.90	10,595.70
46	5355000000 Tintas, Pinturas y Colorantes	19,448.52	7,832.59	11,615.93
46	5356100000 gasolina	292,986.20	183,811.25	109,174.95
46	5356200000 Diesel	2,486,565.89	1,606,947.29	879,618.60
46	5356210000 Diesel para Generación	-	814,113.82	814,113.82
46	5356500000 Aceites y Grasas Lubricantes	223,747.41	104,146.67	119,600.74
46	5356600000 Bunker	-	6,597,514.94	6,597,514.94
46	5358000000 Productos de Material Plástico	789.07	830.24	41.17
46		3,496,040.35	10,332,557.69	6,836,517.34
47	5361000000 Productos Ferrosos	69,676.75	308,853.43	239,176.68
47	5363000000 Estructuras Metálicas Acabadas	7,752,392.00	3,392,730.00	4,359,662.00
47	5364000000 Herramientas Menores	140,417.47	296,815.18	156,397.71
47	5365000000 Material de guerra y seguridad	33,252.95	12,793.35	20,459.60
47	5369200000 Accesorios de metal	-	85.00	85.00
47	5369300000 Gasto por Elementos de Ferretería	171,227.66	166,954.52	4,273.14
47		8,166,966.83	4,178,231.48	3,988,735.35
48	5371000000 Productos de Arcilla y Cerámica	15,050.00	-	15,050.00
48	5375000000 Cemento, Cal y Yeso	11,457.24	5,376.15	6,081.09
48		26,507.24	5,376.15	21,131.09
50	5391000000 Elementos de Limpieza y Aseo Personal	138,640.41	192,391.15	53,750.74
50	5392000000 Útiles de Escritorio, Oficina y Enseñanza	170,765.25	75,238.33	95,526.92
50	5393000000 Útiles y Materiales Eléctricos	32,303,920.71	8,967,438.24	23,336,482.47
50	5394000000 Utensilios de Cocina y Comedor	34,213.11	-	34,213.11
50	5396000000 Repuestos y Accesorios	2,376,668.56	3,073,236.79	696,568.23
50	5397000000 CARGOS FIJOS ENERGIA TERMICA	2,973,471,234.32	492,696,944.92	2,480,774,289.40
50	5397100000 CARGOS POR ENERGIA TERMICA	-	1,206,258,036.35	1,206,258,036.35
50	5397200000 FACTURAS COMPRA ENERGIA EXTERNA	170,655,857.86	95,825,847.31	74,830,010.55
50	5397310000 AUTOGENERADA	4.51	0.02	4.49
50	5397500000 FALLAS POR TRANSACCIONES DE ENERGIA EOR	778,623.03	-	778,623.03
50	5397600000 CARGOS POR SERVICIO DE ENLACE EOR	11,149,687.16	-	11,149,687.16
50	5397610000 SERVICIOS DE OPERACION DEL SISTEMA EOR	9,164,943.00	-	9,164,943.00
50	5397620000 CARGOS POR REGULACION	3,628,970.64	-	3,628,970.64
50	5397700000 COMPRA ENERGIA POR ODS	409,274,451.95	31,628,455.79	377,645,996.16
50	5397800000 CARGOS FIJOS ENERGIA RENOVABLE	3,014,563,814.36	441,174,046.07	2,573,389,768.29



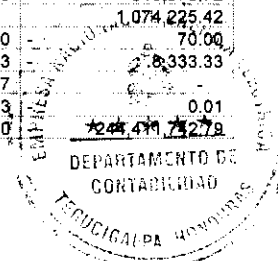
EMPRESA NACIONAL DE ENERGIA ELECTRICA
ESTADO DE RESULTADO
SALDOS AL 31 DE MARZO DE 2022 (CIFRAS EXPRESADAS EN LEMPIRAS)

Pos. balance/PyG	Texto p. posición balance/PyG	Saldos Acumulados al 31.03.2022	Saldos Acumulados al 31.03.2021	Desviación absoluta
50	5397810000 CARGOS POR ENERGIA RENOVABLE	-	2,710,068,124.36	- 2,710,068,124.36
50	5399100000 Gastos de Materiales Proyecto FOSODE	3,094,407.81	-	3,094,407.81
50	5399200000 Gastos de Materiales Proyecto Fondos Nórdicos	90,319.50	265,200.00	- 174,880.50
50	5399600000 GASTOS FINANCIEROS INVERSION E.E.H	1,656,842.97	1,656,842.97	-
50		6,632,553,365.15	4,991,881,802.30	1,640,671,562.85
54	*5300000000 MATERIALES Y SUMINISTROS	6,646,858,208.82	5,006,941,741.06	1,639,916,467.76
62	5429000000 Equipos para Electrificación (Medidores, Transform	1,105,567.39	13,812.73	1,091,754.66
62		1,105,567.39	13,812.73	1,091,754.66
67	5472100000 Construcciones y mejoras de bienes Dom Publico	6,903,637.57	849,998.17	6,053,639.40
67		6,903,637.57	849,998.17	6,053,639.40
55	*5400000000 ADICIONES Y REPARACIONES	8,009,204.96	863,100.90	7,145,394.06
92	5912100000 Depreciacion Edificios Locales	1,524,412.73	1,526,024.27	- 1,611.54
92		1,524,412.73	1,526,024.27	- 1,611.54
93	5921100000 Depreciacion Muebles varios de Oficina	299,022.24	428,498.02	- 129,475.78
93	5921200000 Depreciacion Equipos varios de Oficina	148,624.92	293,846.47	- 145,221.55
93	5921300000 Depreciacion Muebles para alojamiento	41,503.96	44,615.90	- 3,111.94
93	5921400000 Depreciacion Electrodomesticos	38,112.83	70,589.07	- 32,476.24
93	5922700000 Depreciacion Maquinaria y equipo de produccion	140,703,532.40	141,436,233.75	- 732,701.35
93	5923400000 Depreciacion Equipo de elevacion y traccion	5,464.80	-	5,464.80
93	5924200000 Depreciacion Equipo de laboratorio Medico	4,029.72	4,623.05	- 593.33
93	5924300000 Depreciacion Equipo de laboratorio No Medico	101,706.59	101,748.43	- 41.84
93	5925100000 Depreciacion Equipo de Comunicacion	25,845.48	35,041.00	- 9,195.52
93	5925200000 Depreciacion Equipo de Señalamiento	12,586.36	12,606.95	- 20.59
93	5926000000 Depreciacion Equipo de Computacion	1,356,910.90	775,075.72	581,835.18
93	5927100000 Depreciacion Muebles y equipos Educcionales	9,240.70	6,403.90	2,836.80
93	5927200000 Depreciacion Equipos Recreativos y Deportivos	286.16	1,628.50	- 1,342.34
93	5928000000 Depreciacion Herramientas Mayores	835,363.02	545,683.41	289,679.61
93		143,582,230.08	143,756,594.17	- 174,364.09
97	5962000000 Depreciacion Computadoras Portatiles	38,758.08	51,172.36	- 12,414.28
97		38,758.08	51,172.36	- 12,414.28
61	*DEPRECIACION Y AMORTIZACION	145,145,400.89	145,333,790.80	- 188,389.91
87	5712130000 Gasto por Intereses Bonos RBCP-2016	43,623,595.17	20,316,266.47	23,307,328.70
87	5712140000 GASTO POR INTERESES FIDEICOMISO RPE-2016	-	462,500.01	- 462,500.01
87	5712150000 GASTO POR INTERESES BONO SOBERANO	267,298,645.84	263,379,345.82	3,919,300.02
87	5712151000 GASTO POR INTS. BONO SOBERANO 2020	206,201,812.50	203,027,625.00	3,174,187.50
87	5712170000 GASTO POR INTS BONOS VGE - 2019	150,927,228.92	118,893,590.14	32,033,638.78
87	5712180000 GASTO AMORT. DESCTOS OTORGADOS EMIS BONO VGE-	635,356.05	-	635,356.05
87	5712190000 GASTO POR INTERESES CHINA Ptmo. No. 6021583003	5,236,787.56	31,114,846.48	- 25,878,058.92
87	5712200000 Intereses por Préstamos del Sector Privado	10,617,531.97	74,496,106.74	- 63,878,574.77
87	5712210000 GTO. X INTS. FICOSHA DOCTOS DESCONTA A PROVEEDOR	53,083,333.33	61,250,000.01	- 8,166,666.68
87	5712230000 Gasto por Amortización Descuento Bonos VGE - 2020	1,412,820.67	-	1,412,820.67
87	5712240000 Gto. por Intereses Bonos VGE - 2020	85,819,825.03	84,876,750.03	943,075.00
87	5712250000 Gto. por Intereses Bonos VGE - 2021	34,827,315.39	-	34,827,315.39
87	5712260000 GASTOS POR AMORTIZAC. DESCTO. BONOS VGE-2021	74,461.44	-	74,461.44
87	5712300000 Intereses por Préstamos de la Administración Centr	10,793,202.79	11,694,104.21	- 900,901.42
87	5712800000 Gastos por Com. e Intereses Conv. Subsidiarios BID	13,615,826.50	14,151,912.75	- 536,086.25
87	5712810000 Gasto Com. Convenio Subsidiario IDA 4536-HO	810,820.61	902,332.16	- 91,511.55
87	5712820000 Gastos Ints. y Comisiones Ptmo. Subs. Jica HO-P6	2,424.15	2,209.53	214.62
87		884,980,987.92	884,567,589.35	413,398.57
89	5732000000 Intereses de la Deuda Pública EXterna a Corto Plaz	52,598,848.80	94,417,146.10	- 41,818,297.30
89	5733000000 Comisiones y Otros Gastos de la Deuda Pública EXte	-	440,133.13	- 440,133.13
89		52,598,848.80	94,857,279.23	- 42,258,430.43
91	5762000000 Perdida en moneda eXtranjera	304,082,714.22	-	304,082,714.22
91	5762300000 Perdida en cambio de moneda MER	-	1,361,184.96	- 1,361,184.96
91	5762400000 Perdida conversión monetaria	10,153.48	35,395.88	- 45,549.36
91	5762500000 Perdida cambio de moneda EPR	1,581,897.81	1,891,849.37	- 309,951.56
91		305,654,458.55	3,288,430.21	302,366,028.34
58	*5710000000 SERVICIO DE LA DEUDA PUBLICA	1,243,234,295.27	982,713,298.79	260,520,996.48
68	5512310000 Gastos Diferencias en Recaudaciones Bancos	20.11	1.81	- 21.92
68		20.11	1.81	- 21.92
70	5533100000 Transferencias Organismos Internacionales-Cuotas O	21,796,224.91	-	21,796,224.91
70		21,796,224.91	-	21,796,224.91
56	*5500000000 TRANSFERENCIAS Y DONACIONES	21,796,204.80	1.81	21,796,202.99
100	5701060000 Ajuste por Impugnación Tomas Fisicas de Inventario	24,213.42	-	24,213.42
100		24,213.42	-	24,213.42
73	5701030000 Diferencia en el Precio de Compra	226,199.55	76,551.17	149,648.38
73		226,199.55	76,551.17	149,648.38
112		250,412.97	76,551.17	173,861.80
60	5900041000 Prv para Cta de Dudoso Cobro Abonad residenciales	331,209,792.37	557,092,769.60	- 225,882,977.23
60	5900042000 Prv para Cta de Dudoso Cobro Abonad industriales	514,579.74	14,886,854.17	- 14,372,274.43
60	5900043000 Prv para Cta de Dudoso Cobro Abonad comerciales	57,269,693.10	197,772,083.22	- 140,502,390.12
60	*PERDIDAS	388,994,065.21	769,751,706.99	- 380,757,641.78
53	*TOTAL GASTOS SERVICIOS PUBLICOS ENERGIA	10,196,721,263.61	8,194,236,808.49	2,002,484,455.12
14	*TOTAL PÉRDIDA ACUMULADA AL 31 DE MARZO DE 2022	871,948,093.76	1,146,951,684.46	- 275,003,590.70




EMPRESA NACIONAL DE ENERGIA ELECTRICA
ESTADO DE RESULTADO
SALDOS AL 31 DE MARZO DE 2022 (CIFRAS EXPRESADAS EN LEMPIRAS)

Pos. balance/PyG	Texto p. posición balance/PyG	Saldos del 01 al 31 de marzo de 2022	Saldos del 01 al 31 de marzo de 2021	Desviación absoluta
52	*4 RESULTADO - INGRESOS			
15	4111100000 Venta de energía Residencial no subsidiada	- 1,230,656,663.86	- 1,062,916,285.77	- 167,740,378.09
15	4111300000 Venta de Energía Sector Comercial	- 759,224,544.69	- 602,867,115.32	- 156,357,429.37
15	4111400000 Venta de Energía Sector Industrial	- 568,921,013.01	- 400,185,071.49	- 168,735,941.52
15	4111500000 Venta de Energía Gobierno Central	- 73,529,859.62	- 81,231,034.74	- 12,298,824.88
15	4111600000 Venta a Instituciones Autonomas y Publicas	- 56,833,499.26	- 44,219,760.85	- 12,613,738.41
15	4111700000 Venta a Municipalidades	- 35,418,400.31	- 24,050,821.94	- 11,367,578.37
15		- 2,724,583,980.75	- 2,195,470,090.11	- 529,113,890.64
19	4114100000 Rect fact consumo region Centro Sur	73,165.56	27,299,889.60	27,226,724.04
19	4114200000 Rect fact consumo region Noroccidente	1,261,385.36	16,955,366.27	15,693,980.91
19	4114300000 Rect fact consumo region Litoral atlantico	126,558.69	2,222,260.34	2,095,701.65
19		1,461,109.61	46,477,516.21	45,016,406.60
20	4117100000 Recargos por Mora	- 105,381,990.51	- 94,650,570.68	- 10,731,419.83
20	4117200000 Ing. Varios del Servicio Eléctrico (Serv Misc)	- 16,857,913.43	- 68,848.96	- 16,789,064.47
20	4117300000 Alquileres de Bienes e Inst. Eléctricas	- 10,747,049.93	- 9,060,359.89	- 1,686,690.04
20	4117400000 Otros Ingresos Eléctricos	- 2,959,044.05	- 2,202,622.82	- 756,421.23
20		- 135,945,997.92	- 105,982,402.35	- 29,963,595.57
13	*411 INGRESOS DE EXPLOTACION (Cuadros " D,E,L	- 2,859,068,869.06	- 2,254,974,976.25	- 604,093,892.81
13	*)			
21	4118000000 Ingreso de Comercialización	- 110,977,396.79	- 113,774,052.40	2,796,655.61
21	4118400000 Ingresos Operaciones Ajenas al Servicio Publico	- 3,535,971.11	- 3,877,397.73	341,426.62
21	4118700000 INGRESOS VARIOS ODS	- 16,279,104.93	-	- 16,279,104.93
21		- 130,792,472.83	- 117,651,450.13	- 13,141,022.70
23	4221000000 Intereses por Contratos de Deuda de Residencia	- 7,271,270.95	- 328,001.47	- 6,943,269.48
23		- 7,271,270.95	- 328,001.47	- 6,943,269.48
25	4236000000 INTERSES AGENTE BANCO LAFISE	- 46,955.35	- 14,482.55	- 32,472.80
25	4237000000 INGRESO POR AMORT, PRIMAS SOBRE BONOS VGE-2020	- 1,412,820.67	-	- 1,412,820.67
25		- 1,459,776.02	- 14,482.55	- 1,445,293.47
27	4716016000 Ingreso por Diferencial Cambiario	- 237,358.24	- 95,650.18	- 141,708.06
27	4716030000 Diferencia en el Precio de Compra	- 6,064.49	- 169,320.00	163,255.51
27	4716040000 Ajuste por Impugnación Tomas Fisicas de Inventario	-	- 148,396.37	148,396.37
27		- 243,422.73	- 413,366.55	169,943.82
28	4722000000 Por Revaluación de Prestamos Extranjeros	- 318,507,925.75	- 108,686,857.59	- 209,821,068.16
28		- 318,507,925.75	- 108,686,857.59	- 209,821,068.16
9	*413 OTROS INGRESOS NO OPERATIVOS (Cuadro "F,	- 458,274,868.28	- 227,094,158.29	- 231,180,709.99
9	*K")			
52	*TOTAL INGRESOS	- 3,317,343,737.34	- 2,482,069,134.54	- 835,274,602.80
53	*5 RESULTADO GASTOS Y COSTOS			
8	5111000000 Sueldos Básicos	65,848,686.41	97,067,794.79	31,219,108.38
8	5114000000 Adicionales	270,217.20	1,463,217.20	1,193,000.00
8	5115100000 Decimotercer Mes	5,693,478.08	16,326,297.92	10,632,819.84
8	5115200000 Decimocuarto Mes	5,476,713.65	5,805,937.45	329,223.80
8	5116000000 Vacaciones	13,989,151.78	16,878,789.64	2,889,637.86
8	5117200000 Imprema	54,526.57	82,210.12	136,736.69
8	5117500000 Contribuciones para Seguro Social	4,277,992.46	1,521,892.00	2,756,100.46
8	5117600000 Contribuciones al Instituto Nacional de Formación	2,251,840.54	863,740.50	1,388,100.04
8	5117900000 Otras Contribuciones Patronales (Fondo de Prestaci	7,409,759.40	13,056,444.80	5,646,685.40
8		105,163,312.95	153,066,324.42	47,903,011.47
10	5121000000 Sueldos Básicos	4,390,165.31	8,966,481.99	4,576,316.68
10	5124100000 Decimotercer Mes	489,206.94	1,579,820.81	1,090,613.87
10	5124200000 Decimocuarto Mes	516,598.67	610,650.09	94,051.42
10	5125500000 Contribuciones para Seguro Social	79,799.62	-	79,799.62
10	5125600000 Contribuciones al Instituto Nacional de Formación	132,968.67	8,180.00	124,788.67
10		5,608,739.21	11,165,132.89	5,556,393.68
12	5141000000 Horas Extraordinarias	4,133,009.18	4,292,651.19	159,642.01
12		4,133,009.18	4,292,651.19	159,642.01
32	5161000000 Beneficios Contrato Colectivo	4,802,153.51	2,720,055.65	2,082,097.86
32	5162000000 Compensaciones	17,321,231.46	5,420,632.88	11,900,598.58
32		22,123,384.97	8,140,688.53	13,982,696.44
30	*5100000000 SERVICIOS PERSONALES	137,028,446.31	176,664,797.03	39,636,350.72
33	5211100000 Energía Interna Consumida (No Afecta Presupuesto)	1,790,376.63	1,089,313.17	701,063.46
33	5211200000 Crédito energía autogenerada	1,169,096.78	1,250,234.40	81,137.62
33	5212000000 Agua	233,937.03	13,902.67	220,034.36
33	5212200000 Comp alquiler de edificio, vivienda y locales	62.43	-	62.43
33	5214200000 Telefonía Fija	179,935.33	197,811.93	17,876.60
33		3,373,408.20	2,551,262.17	822,146.03
34	5221000000 Alquiler de Edificios, Viviendas y Locales	216,400.00	4,167,459.54	3,951,059.54
34	5222100000 Alquiler de Equipos y Maquinarias de Producción	23,794,134.88	19,457,916.66	4,336,218.22
34	5223000000 Alquiler de Tierras y Terrenos	-	436,374.00	436,374.00
34		24,010,534.88	24,061,750.20	51,215.32
35	5232000000 Mantenimiento y Reparación de Equipos y Medios de	454.35	-	454.35
35		454.35	-	454.35
36	5245000000 Servicios de Capacitación	198,000.00	-	198,000.00
36	5246000000 Servicios de Informática y Sistemas Computarizados	385,636.84	578,455.26	192,818.42
36		583,636.84	578,455.26	5,181.58
37	5251000000 Servicio de Transporte	158,042.34	8,050.00	149,992.34
37	5253000000 Servicio de Imprenta, Publicaciones y Reproduccion	-	518,788.85	518,788.85
37	5254000000 Primas y Gastos de Seguro	247,310.00	-	247,310.00
37	5255000000 Comisiones y Gastos Fiduciarios Banco Atlantida	35.00	1,200,158.62	1,200,123.62
37	5255100000 Comisiones y Gastos Fid. Banco Ficohsa	4,403,509.08	1,233,158.54	3,170,350.54
37	5255210000 COMISIONES Y GASTOS FIDUCIARIOS BANCO LAFISE	1,583,549.48	885,344.02	698,205.46
37	5255300000 Comisiones y Gastos por servicios bancarios	822,820.51	2,943.79	819,876.72
37	5255420000 COMISIONES BONOS VGE 2021	1,074,225.42	-	1,074,225.42
37	5255510000 Comisiones y Gastos Servicios Bancarios RBCP 2016	506,387.50	506,457.50	70.00
37	5255630000 1% COM. ADMON. BCH-BONOS FIDEIC. RPE-2016	-	8,333.33	8,333.33
37	5255650000 COMISIÓN BCH VGE-2019	2,222,811.67	2,222,811.67	-
37	5255660000 Comisión Admón. BCH - Bonos VGE - 2020	1,753,458.32	1,753,458.33	0.01
37	5255900000 EMPRESA ENERGIA HONDURAS (E. E. H.)	264,226,107.21	508,637,850.00	244,411,742.79



EMPRESA NACIONAL DE ENERGIA ELECTRICA
ESTADO DE RESULTADO
SALDOS AL 31 DE MARZO DE 2022 (CIFRAS EXPRESADAS EN LEMPIRAS)

Pos. balance/PyG	Texto p. posición balance/PyG	Saldos del 01 al 31 de marzo de 2022	Saldos del 01 al 31 de marzo de 2021	Desviación absoluta
37	5255910000 EMPRESA SUPERVISORA EMPRESA ENERGIA HONDURAS	12,832,911.84	254,597,700.00	267,430,611.84
37	5256000000 Publicidad y Propaganda	72,306.25	-	72,306.25
37	5257000000 Servicio de Internet	16,100.00	-	16,100.00
37	5258000000 Gasto por Diferencial Cambiario	1,464,882.77	-	1,464,882.77
37	5259000000 Otros Servicios Comerciales y Financieros	-	56,925.00	56,925.00
37		291,384,457.39	262,436,579.65	28,947,877.74
38	5261100000 Pasajes Nacionales	298,600.00	-	298,600.00
38	5262100000 Viáticos Nacionales	535,114.03	386,692.10	148,421.93
38		833,714.03	386,692.10	447,021.93
39	5271210000 Impuesto sobre Industria, Comercio y Servicios	-	132.00	132.00
39	5275000000 Gastos Judiciales	319,883,942.47	62,989,050.29	256,894,892.18
39		319,883,942.47	62,989,182.29	256,894,760.18
40	5292000000 Servicios de Vigilancia	-	4,262,044.56	4,262,044.56
40		-	4,262,044.56	4,262,044.56
43	*5200000000 SERVICIOS NO PERSONALES	640,070,148.16	357,265,966.23	282,804,181.93
41	5311000000 PRODUCTOS ALIMENTICIOS Y BEBIDAS	6,084.98	319,250.00	313,165.02
41	5315000000 Madera, Corcho y sus Manufacturas	-	16,649.20	16,649.20
41		6,084.98	335,899.20	329,814.22
42	5321000000 Hilados y Telas	1,138.50	2,887.65	1,749.15
42	5322000000 Confecciones TeXtiles	4,266.96	-	4,266.96
42		5,405.46	2,887.65	2,517.81
44	5331000000 Papel de Escritorio	1,026.26	-	1,026.26
44	5333000000 Productos de Artes Gráficas	285.95	15,709.00	15,423.05
44	5334000000 Productos de Papel y Cartón	313.77	203.12	110.65
44		1,625.98	15,912.12	14,286.14
45	5344000000 Llantas y Cámaras de Aire	51,039.16	77,540.96	26,501.80
45		51,039.16	77,540.96	26,501.80
46	5351000000 Productos Químicos	5,901.63	52,304.17	46,402.54
46	5352100000 Productos Farmacéuticos y Medicinales Varios	137,210.29	174,673.52	37,463.23
46	5354000000 Insecticidas, Fumigantes y Otros	6,474.60	72.40	6,402.20
46	5355000000 Tintas, Pinturas y Colorantes	28.00	7,534.30	7,506.30
46	5356100000 gasolina	42,994.51	105,815.07	62,820.56
46	5356200000 Diesel	931,622.34	204,600.20	727,022.14
46	5356210000 Diesel para Generación	-	814,113.82	814,113.82
46	5356500000 Aceites y Grasas Lubricantes	80,475.02	42,088.11	38,386.91
46	5356600000 Bunker	-	2,872,072.27	2,872,072.27
46	5358000000 Productos de Material Plástico	192.69	29.32	163.37
46		1,204,899.08	4,273,303.18	3,068,404.10
47	5361000000 Productos Ferrosos	20,212.00	159,447.36	139,235.36
47	5363000000 Estructuras Metálicas Acabadas	729,411.00	1,756,740.00	1,027,329.00
47	5364000000 Herramientas Menores	31,404.50	18,505.53	12,898.97
47	5365000000 Material de guerra y seguridad	20,086.18	2,720.91	17,365.27
47	5369200000 Accesorios de metal	-	85.00	85.00
47	5369300000 Gasto por Elementos de Ferrería	25,927.05	71,289.85	45,362.80
47		827,040.73	2,008,788.65	1,181,747.92
48	5375000000 Cemento, Cal y Yeso	-	2,279.60	2,279.60
48		-	2,279.60	2,279.60
50	5391000000 Elementos de Limpieza y Aseo Personal	42,218.56	22,346.64	19,871.92
50	5392000000 Útiles de Escritorio, Oficina y Enseñanza	38,181.40	17,593.09	20,588.31
50	5393000000 Útiles y Materiales Eléctricos	22,424,447.30	3,196,356.97	19,228,090.33
50	5394000000 Utensilios de Cocina y Comedor	925.00	-	925.00
50	5396000000 Repuestos y Accesorios	614,956.16	1,395,630.79	780,674.63
50	5397000000 CARGOS FIJOS ENERGIA TERMICA	1,075,855,808.53	190,422,573.49	885,433,235.04
50	5397100000 CARGOS POR ENERGIA TERMICA	-	466,206,990.28	466,206,990.28
50	5397200000 FACTURAS COMPRA ENERGIA EXTERNA	5,282,614.92	12,540,091.79	17,822,706.71
50	5397310000 AUTOGENERADA	-	0.02	0.02
50	5397700000 COMPRA ENERGIA POR ODS	147,254,028.58	31,628,455.79	115,625,572.79
50	5397800000 CARGOS FIJOS ENERGIA RENOVABLE	904,315,671.02	157,649,276.86	746,666,394.16
50	5397810000 CARGOS POR ENERGIA RENOVABLE	-	968,416,986.40	968,416,986.40
50	5399100000 Gastos de Materiales Proyecto FOSODE	4,942.86	-	4,942.86
50	5399600000 GASTOS FINANCIEROS INVERSION E.E.H	1,104,561.98	1,656,842.97	552,280.99
50		2,146,373,126.47	1,833,153,145.09	313,219,981.38
54	*5300000000 MATERIALES Y SUMINISTROS	2,148,469,221.86	1,839,869,756.45	308,599,465.41
62	5429000000 Equipos para Electrificación (Medidores, Transform	1,105,567.39	13,812.73	1,091,754.66
62		1,105,567.39	13,812.73	1,091,754.66
67	5472100000 Construcciones y mejoras de bienes Dom Publico	6,903,637.57	849,998.17	6,053,639.40
67		6,903,637.57	849,998.17	6,053,639.40
55	*5400000000 ADICIONES Y REPARACIONES	8,009,204.96	863,810.90	7,145,394.06
92	5912100000 Depreciacion Edificios Locales	507,868.96	508,674.77	805.81
92		507,868.96	508,674.77	805.81
93	5921100000 Depreciacion Muebles varios de Oficina	83,501.86	128,754.89	45,253.03
93	5921200000 Depreciacion Equipos varios de Oficina	33,470.45	81,553.37	48,082.92
93	5921300000 Depreciacion Muebles para alojamiento	12,714.24	8,838.98	3,875.26
93	5921400000 Depreciacion Electrodomesticos	10,960.69	15,002.03	4,041.34
93	5922700000 Depreciacion Maquinaria y equipo de produccion	46,821,178.76	47,062,885.64	241,706.88
93	5923400000 Depreciacion Equipo de elevacion y traccion	1,821.60	-	1,821.60
93	5924200000 Depreciacion Equipo de laboratorio Medico	1,343.24	1,257.87	85.37
93	5924300000 Depreciacion Equipo de laboratorio. No Medico	31,043.91	36,475.83	5,431.92
93	5925100000 Depreciacion Equipo de Comunicacion	7,906.26	10,977.52	3,071.26
93	5925200000 Depreciacion Equipo de Señalamiento	4,195.49	4,195.31	0.18
93	5926000000 Depreciacion Equipo de Computacion	449,108.38	254,774.49	194,333.89
93	5927100000 Depreciacion Muebles y equipos Educativos	3,076.84	2,109.93	966.91
93	5927200000 Depreciacion Equipos Recreativos y Deportivos	-	286.15	286.15
93	5928000000 Depreciacion Herramientas Mayores	276,178.44	172,384.48	103,793.96
93		47,736,500.16	47,779,496.49	42,996.33
97	5962000000 Depreciacion Computadoras Portatiles	14,380.33	16,884.39	2,504.06
97		14,380.33	16,884.39	2,504.06
61	*DEPRECIACION Y AMORTIZACION	48,258,749.45	48,305,055.65	46,506.20




EMPRESA NACIONAL DE ENERGIA ELECTRICA
ESTADO DE RESULTADO
SALDOS AL 31 DE MARZO DE 2022 (CIFRAS EXPRESADAS EN LEMPIRAS)

Pos balance/PyG	Texto p. posición balance/PyG	Saldos del 01 al 31 de marzo de 2022	Saldos del 01 al 31 de marzo de 2021	Desviación absoluta
87	5712130000 Gasto por Intereses Bonos RBCP-2016	22,071,743.17	6,684,315.00	15,387,428.17
87	5712140000 GASTO POR INTERESES FIDEICOMISO RPE-2016	-	154,166.67	154,166.67
87	5712150000 GASTO POR INTERESES BONO SOBERANO	88,741,770.83	87,572,552.08	1,169,218.75
87	5712151000 GASTO POR INTS. BONO SOBERANO 2020	68,457,937.50	67,555,968.75	901,968.75
87	5712170000 GASTO POR INTS BONOS VGE - 2019	70,468,752.68	42,084,526.70	28,384,225.98
87	5712180000 GASTO AMORT. DESCOTOS OTORGADOS EMIS BONO VGE-2	635,356.05	-	635,356.05
87	5712190000 GASTO POR INTERESES CHINA Ptmo. No. 6021583003	1,738,586.44	10,353,239.35	8,614,652.91
87	5712200000 Intereses por Préstamos del Sector Privado	16,319,137.82	24,824,950.79	41,144,088.61
87	5712210000 GTO. X INTS. FICOSHA DOCTOS DESCONTA A PROVEEDOR	16,333,333.33	20,416,666.67	4,083,333.34
87	5712230000 Gasto por Amortización Descuento Bonos VGE - 2020	1,412,820.67	-	1,412,820.67
87	5712240000 Gto. por Intereses Bonos VGE - 2020	28,292,250.01	28,292,250.01	-
87	5712250000 Gto. por Intereses Bonos VGE - 2021	11,609,105.13	-	11,609,105.13
87	5712260000 GASTOS POR AMORTIZAC. DESCOTO. BONOS VGE-2021	74,461.44	-	74,461.44
87	5712300000 Intereses por Préstamos de la Administración Centr	3,630,998.45	3,839,765.48	208,767.03
87	5712800000 Gastos por Com. e Intereses Conv. Subsidiarios BID	5,384,913.74	3,834,482.81	1,550,430.93
87	5712810000 Gasto Com. Convenio Subsidiario IDA 4536-HO	266,225.31	310,257.04	44,031.73
87	5712820000 Gastos Ints. y Comisiones Ptmo. Subs. Jica HO-P6	808.51	12.06	796.45
87		302,799,925.44	295,923,153.41	6,876,772.03
89	5732000000 Intereses de la Deuda Pública EXterna a Corto Plaz	17,358,600.65	32,459,084.48	15,100,483.83
89	5733000000 Comisiones y Otros Gastos de la Deuda Pública EXte	-	151,334.96	151,334.96
89		17,358,600.65	32,610,419.44	15,251,818.79
91	5762000000 Perdida en moneda extranjera	126,201.93	-	126,201.93
91	5762400000 Perdida conversión monetaria	0.01	31,161.47	31,161.46
91	5762500000 Perdida cambio de moneda EPR	1,581,897.81	1,735,812.81	153,915.00
91		1,708,099.75	1,766,974.28	58,874.53
58	*5710000000 SERVICIO DE LA DEUDA PUBLICA	321,866,625.84	330,300,547.13	8,433,921.29
68	5512310000 Gastos Diferencias en Recaudaciones Bancos	20.00	1.98	21.98
68		20.00	1.98	21.98
70	5533100000 Transferencias Organismos Internacionales-Cuotas O	13,576,798.91	-	13,576,798.91
70		13,576,798.91	-	13,576,798.91
56	*5500000000 TRANSFERENCIAS Y DONACIONES	13,576,778.91	1.98	13,576,776.93
73	5701030000 Diferencia en el Precio de Compra	195,200.72	68,650.00	126,550.72
73		195,200.72	68,650.00	126,550.72
112		195,200.72	68,650.00	126,550.72
60	5900041000 Prv para Cta de Dudoso Cobro Abonad residenciales	-	184,870,155.93	184,870,155.93
60	5900042000 Prv para Cta de Dudoso Cobro Abonad industriales	-	939,161.75	939,161.75
60	5900043000 Prv para Cta de Dudoso Cobro Abonad comerciales	-	30,485,512.49	30,485,512.49
60	*PERDIDAS	-	214,416,506.67	214,416,506.67
53	*TOTAL GASTOS SERVICIOS PUBLICOS ENERGIA	3,317,474,376.21	2,967,755,092.04	349,719,284.17
14	*TOTAL PÉRDIDA MES DE MARZO	130,638.87	485,685,957.50	485,555,318.63



EMPRESA NACIONAL DE ENERGIA ELECTRICA
BALANZA DE COMPROBACIÓN
SALDOS AL 31 DE MARZO DE 2022 (CIFRAS EXPRESADAS EN LEMPIRAS)

Soc.	Cta.mayor	Texto breve	Arrastre de saldos	Saldo per. anteriores	Periodo de informe debe	Saldo Haber per.inf.	Saldo acumulado
HN01	1112101201	TRANSMISION	955,216.71	144.76	0	3,974,674.45	-3,019,312.98
HN01	1112111201	GERENCIA CENTRAL-USD	128,785.54	464,199,803.44	117,132,137.15	19,799,322.49	561,661,403.64
HN01	1112111202	GENER.ENERG. ELEC. \$	19,492.65	206	2,750,899.13	22,816,428.73	-20,045,830.95
HN01	1112111203	Apoyo Integ.	8,661.80	0	0	0	8,661.80
HN01	1112111204	GENERACION EUROS	68,755.34	-534.93	0	0	68,220.41
HN01	1112111333	CUENTA UNICA M/E	1.7	0.01	0	0.01	1.7
HN01	1112111802	LIBRETA GER EUROS	368,801.62	-2,813.00	0	0	365,988.62
HN01	1112112106	APOY PROG NAC TRANS	0	173,864.35	1,571,815.78	1,745,680.13	0
HN01	1112112109	BONO SOBERANO DOLA	2,265,047.51	-2,265,047.51	0	0	0
HN01	1112112204	APOY. INT. ACCI ENE	729,358.30	0	0	0	729,358.30
HN01	1112171201	LITORAL ATLANTICO DO	17.04	-17.04	0	0	0
HN01	1112171202	GERENCIA DISTRIBUCIO	1,133,687.54	18,607.05	0	0	1,152,294.59
HN01	1112211058	CTA PTE BCH-ENEE	15,868,046.02	2,222,811.67	130,104,283.56	130,104,283.56	18,090,857.69
HN01	1112211185	LIBRETA INGRESOS	0	0	2,654,813,468.81	2,653,817,815.20	995,653.61
HN01	1112211203	GEREN CNTRL FDS PRO	184,084,221.03	-43,778,951.49	2,026,447,603.62	2,029,285,156.56	137,467,716.60
HN01	1112211205	Proy Mejoram Efic Se	0	0	608,000,000.00	608,000,000.00	0
HN01	1112211206	TRANSMISION ENE FDS	8,902,233.46	-6,229,860.48	21,439,553.65	22,290,858.68	1,821,067.95
HN01	1112211290	REHAB. Y REPOTENCIAC	186,188.46	-26,593.27	177,967.74	159,201.52	178,361.41
HN01	1112212105	REHAB Y REPONT COMP	0.15	-0.04	0	0	0.11
HN01	1112212106	APOY PROG NAC TRANS	317,539.73	-216,810.00	272,350.00	224,258.25	148,821.48
HN01	1112212203	APOY. DES SOST ENER	0.01	0	0	0	0.01
HN01	1112212204	APOY. INT. ACCI ENE	0.19	0	0	0	0.19
HN01	1112216121	SUB-GERENCIA NO	126,270.00	0	0	0	126,270.00
HN01	1112219121	GENERAC ENRG ELECT F	4,054,559.51	996,596.76	22,577,085.71	22,300,905.11	5,327,336.87
HN01	1112221202	RECAUD INGRESOS POR	0	252,579.86	160,381.11	6,914.26	406,046.71
HN01	1112221206	APOY PROG NAC TRANS	0	0	154,317,674.77	154,259,035.04	58,639.73
HN01	1112271201	SUBGERENCIA NOROCCID	0	0	20,000.00	19,558.75	441.25
HN01	1112271203	SUBGERENCIA LITORAL	0	0	23,980,669.88	23,794,134.88	186,535.00
HN01	1112271204	GERENCIA DE DISTRIBU	775,497.90	8,521,883.18	1,447,304,553.18	1,451,986,027.02	4,615,907.24
HN01	1112271205	GER. DISTRIB. CR NAC	6,000.06	0	0	0	6,000.06
HN01	1112291202	CONVENIO LINEA CREDI	157,000.00	0	0	0	157,000.00
HN01	1112292201	CONV GOB CHINA HOND	1.09	0.09	0	0	1.18
HN01	1112300000	Int. Fin. Recaudador	394,249,740.42	532,595,164.30	2,642,794,616.56	3,071,713,823.24	497,925,698.04
HN01	1112320000	Cooperativas	6,060,841.34	3,728,796.12	19,348,902.80	23,891,663.96	5,246,876.30
HN01	1112500206	RECA 47.76%	-26.76	0	1,475,485,858.83	1,475,485,858.83	-26.76
HN01	1112511000	FIDUCIARIO FICOHSA	0	0	1,064,953,685.98	1,064,953,685.98	0
HN01	1112532000	PAG SER D B FID MN	1,048,725.98	-611,203.99	0	0	437,521.99
HN01	1112533000	AGENTE FIDUCIARIO	-148,134.85	0	138,598,410.31	104,166,085.20	34,284,190.26
HN01	1112610301	PROY EN RENOV M N	0.2	251,863.82	260,427.94	0	512,291.96
HN01	1112610900	APOYO A LA INTEGR	0.06	0	0	0	0.06
HN01	1112612101	PROY EN RENOV USD	84.28	-84.28	0	0	0
HN01	1112810000	Efect en transito	0	456,789.94	638,376,846.30	652,662.12	638,180,974.12
HN01	1121310000	Ac y Val Prop de RED	158,245,100.00	982,150.00	1,013,350.00	2,026,700.00	158,213,900.00
HN01	1121320000	Ac y VI Prop REDCA	6,080,918.03	0	0	0	6,080,918.03
HN01	1131111000	CXC Abond Res CS	3,285,147,782.16	220,957,757.48	832,860,422.01	903,690,064.21	3,435,275,897.44
HN01	1131112000	CXC Abond Res NO	3,979,727,255.04	197,631,901.61	738,620,244.00	801,777,044.29	4,114,202,356.36
HN01	1131113000	CXC Abond Res Atl	991,075,727.02	65,288,088.74	201,667,218.66	222,191,954.74	1,035,839,079.68
HN01	1131121000	CXC Abond Ind CS	326,975,529.27	-4,677,022.97	138,296,346.03	140,656,723.43	319,938,128.90
HN01	1131122000	CXC Abond Ind NO	-21,411,292.63	281,234,757.74	484,020,593.04	490,558,304.67	253,285,753.48
HN01	1131123000	CXC Abond Ind Atl	12,740,362.66	-3,618,193.18	21,688,599.96	21,769,206.77	9,041,562.67
HN01	1131131000	CXC Abond Com CS	1,436,313,959.92	59,552,209.29	429,406,342.07	391,917,747.62	1,533,354,763.66
HN01	1131132000	CXC Abond Com NO	1,698,810,698.14	-262,426,073.31	422,610,124.31	406,716,041.30	1,452,278,707.84
HN01	1131133000	CXC Abond COM Atl	322,927,456.53	10,537,918.45	98,147,713.47	91,842,411.83	339,770,676.62
HN01	1131211000	CXC S P Ab G Ctr CS	543,562,503.87	50,601,335.85	64,786,530.64	23,658,621.82	635,291,748.54
HN01	1131212000	CXC S P Ab G Ctr NO	270,833,637.54	32,970,515.23	36,586,631.16	14,662,500.78	325,728,283.15
HN01	1131213000	CXC S P Ab G Ctr Atl	116,975,822.03	12,995,380.88	10,279,620.78	1,419,877.83	138,830,945.86
HN01	1131221000	CXC Ab S P CS	1,441,198,598.50	53,800,612.24	55,654,361.81	16,271,756.37	1,534,381,816.18
HN01	1131222000	CXC Ab S P NO	275,948,656.31	22,823,158.61	42,091,457.40	29,127,330.91	311,735,941.41
HN01	1131223000	CXC Ab S P Atl	239,802,798.79	11,190,802.13	7,253,656.03	1,496,302.15	256,750,954.80
HN01	1131231000	CXC Ab Mun S P CS	299,381,987.63	12,771,876.21	20,338,535.14	20,918,114.91	311,574,284.07
HN01	1131232000	CXC Ab Mun S P NO	469,152,308.18	17,370,330.73	31,680,142.35	23,296,301.66	494,906,479.60
HN01	1131233000	CXC Ab Mun S P Atl	8,515,708.52	939,504.34	1,834,354.35	1,224,544.70	10,065,022.51
HN01	1131244000	CXC Sub. Abo. Consum	88,085,390.03	14,639,572.51	7,377,000.00	110,040.00	109,991,922.54
HN01	1131245000	CXC Sub. Abo. Consum	153,244,390.85	13,275,923.29	6,711,600.00	126,083.43	173,105,830.71
HN01	1131246000	CXC Sub. Abo. Consum	6,608,457.56	1,146,360.00	561,480.00	4,680.00	8,311,617.56
HN01	1131251000	Subs Junt DE AGUA CS	213,059,891.87	8,408,123.35	3,961,788.62	0	225,429,803.84
HN01	1131252000	Subs Junt DE AGUA NO	497,988,790.95	19,297,340.55	9,610,422.96	118,209.81	526,778,344.65
HN01	1131253000	Sb Junt DE AGUA Atl	5,830,723.46	328,418.83	183,768.56	0	6,342,910.85
HN01	1131280000	CXC Gob. Central Dec	36,212,493.09	287,728.87	143,659.05	0	36,643,881.01
HN01	1131290000	CXC Bono Gob. 18-19	542,233,162.25	384,297.55	84,832.69	20,883.76	542,681,408.73
HN01	1131291000	CXC Bono Gob. 2021	378,737,276.91	818,796.03	364,961.66	222,421.35	379,698,619.25
HN01	1131350000	CXC DEC. 94-2015 VID	4,835,295.70	488,619.55	239,042.44	0	5,562,957.69
HN01	1131360000	CXC CON.INT.DGE 14	107,096.68	0	0	0	107,096.68
HN01	1131370000	CXC DEC 35 2016 COND	82,734.51	0	0	0	82,734.51
HN01	1131380000	CXC DEC 13 2016 EXON	85,788,189.38	25,831,154.05	544,794.63	4,388.18	112,159,748.88
HN01	1131390000	CXC DEC 17 2016 ORFA	9,144,470.98	485,197.35	229,317.22	0	9,858,985.65




EMPRESA NACIONAL DE ENERGIA ELECTRICA
BALANZA DE COMPROBACIÓN
SALDOS AL 31 DE MARZO DE 2022 (CIFRAS EXPRESADAS EN LEMPIRAS)

Soc.	Cta.mayor	Texto breve	Arrastre de saldos	Saldo per. anteriores	Periodo de Informe debe	Saldo Haber per.inf.	Saldo acumulado
HN01	1131400000	CXC DEC 265 2002 ORF	650,262.00	32,982.63	16,596.56	0	699,841.19
HN01	1131410000	CXC DEC 51-2018 BORR	626,629,376.05	0	0	0	626,629,376.05
HN01	1131420000	CXC CON.INT.DGE 129	73,478,662.39	0	0	0	73,478,662.39
HN01	1131430000	CXC DEC 02-2013	11,072,038.38	404,536.50	199,499.40	0	11,676,074.28
HN01	1131440000	CXC DESC TERC EDAD	783,667,484.39	51,664,215.18	25,983,304.84	123,552.89	861,191,451.52
HN01	1131450000	CXC DESC ASILO ANCI	12,491,237.84	675,313.21	381,863.56	0	13,548,414.61
HN01	1131460000	CXC DEC 171-2019	279,845,602.28	0	0	0	279,845,602.28
HN01	1131470000	CXC DEC 171-2019	412,303,150.85	3,021.82	0	0	412,306,172.67
HN01	1131480000	CXC DEC 31-2017	20,124.19	72,539.41	58,356.29	0	151,019.89
HN01	1131510000	CXC DEC 2-2022	0	0	583,606,071.02	195,554,718.40	388,051,352.62
HN01	1132411100	Falt x C Inv en Proc	3,834,870.55	-18,647.99	125,264.79	0	3,941,487.35
HN01	1133110000	Falt X C Maj de Inv	51,888,304.93	0	0	0	51,888,304.93
HN01	1133320000	var ctas X cobrar	15,615,000.77	0	0	0	15,615,000.77
HN01	1133332000	CxC SAR	54,904,929.32	0	0	0	54,904,929.32
HN01	1133340000	Ctas Emb X Prest	0	5,287,512.27	205,476,230.65	244,259,259.56	-33,495,516.64
HN01	1133355000	cxc Reseva Prestamo	37,431,512.45	0	0	0	37,431,512.45
HN01	1133356000	cxc Embargos Cuentas	59,514,614.52	0	0	0	59,514,614.52
HN01	1133357000	CTAS/ COBRAR FICOSHA	34,106,848.08	0	0	0	34,106,848.08
HN01	1133361000	Fal Rep Mat Tega	13,808,844.65	0	0	0	13,808,844.65
HN01	1133362000	Fal Rep Mat C Sur	3,035,436.59	-9,608.26	4,804.13	9,608.26	3,021,024.20
HN01	1133363000	Fal Rep Mat Noroc	-251,760.86	-26,218.95	10,281.85	20,563.70	-288,261.66
HN01	1133365200	Fal Rec Bco. Atlanti	31,249,999.91	0	0	0	31,249,999.91
HN01	1133371000	Plan Med Em Tega	-542,358.39	-11,964.11	3,349.83	6,699.66	-557,672.33
HN01	1133460000	Desembolsos por Cobr	1,166,783,955.31	581,086.33	0	104,075,353.62	1,063,289,688.02
HN01	1133463000	Desembolsos por Cobr	107,623,738.79	-270,662.87	0	0	107,353,075.92
HN01	1133510000	Otras x C Int Nic En	247,964,675.01	0	0	0	247,964,675.01
HN01	1133520000	Otras x C IHRE Panam	1,073,760.91	0	0	0	1,073,760.91
HN01	1133530000	Otras x C RECO	26,157,458.45	0	0	0	26,157,458.45
HN01	1133540000	O C EPR SIEPA B 2016	88,784,630.62	551,042.82	0	568,547.81	88,767,125.63
HN01	1133550000	O x C StandFruit Co	88,963,304.96	0	0	0	88,963,304.96
HN01	1133570000	O C x C Ag Ad Ferr N	619,072.63	0	0	0	619,072.63
HN01	1133630000	Retenc. Recaudacion	743,674.17	0	0	0	743,674.17
HN01	1133740000	Reserva Pago	645,280,752.21	-631,647,222.02	0	0	13,633,530.19
HN01	1133750000	PTMO SINDIII (2018)	283,136,110.49	-171,740,277.78	70,000,000.00	0	181,395,832.71
HN01	1133770000	DUCTOS EMISION BONOS	9,472,014.70	0	0	635,356.05	8,836,658.65
HN01	1133780000	DUCTOS EMISION BONOS	29,416,439.73	0	0	1,412,820.67	28,003,619.06
HN01	1133790000	DUCTOS EMISION BONOS	5,527,383.77	0	0	74,461.44	5,452,922.33
HN01	1134110000	Pv P/ c Dud C Ab Rs	-6,226,288,289.10	-331,209,792.37	959,268,824.06	959,268,824.06	-6,557,498,081.47
HN01	1134120000	Pv P/ c Dud C Ab Ind	-51,661,990.38	-514,579.74	261,299.88	261,299.88	-52,176,570.12
HN01	1134130000	Pv P/ c Dud C Ab Com	-2,986,920,749.29	-57,269,693.10	39,664,157.27	39,664,157.27	-3,044,190,442.39
HN01	1134140000	Pv P/c Dud Int Nic E	-247,964,675.01	0	0	0	-247,964,675.01
HN01	1134150000	Pv P/c Dud Int IHRE	-1,073,760.91	0	0	0	-1,073,760.91
HN01	1134160000	Pv P/c Dud RECO	-26,157,458.45	0	0	0	-26,157,458.45
HN01	1134180000	Pv p/c Dud Stand FC	-88,963,304.96	0	0	0	-88,963,304.96
HN01	1134220000	Pv P/Int X Contr Deu	-99,669,459.83	-5,110,927.23	10,881,475.88	17,914,691.98	-111,813,603.16
HN01	1134230000	RVA. COM. GTIA.BANCA	21,389,978.55	0	0	0	21,389,978.55
HN01	1134240000	RESERVA SOBREGIRO	42,342,026.95	0	0	0	42,342,026.95
HN01	1134250000	RVA. REEMB. INV.2AÑO	142,338,601.29	-54,670,801.72	131,683,964.34	110,252,695.24	109,099,068.67
HN01	1134260000	RVA. REEMB. M/O 2AÑO	102,952,771.43	15,286,499.53	6,920,684.16	0	125,159,955.12
HN01	1136110000	Ant Prov nacionales	6,360,613.91	0	0	0	6,360,613.91
HN01	1136120000	Ant Prov Extraj	164,141,666.47	-10,730,069.18	0	983,739.54	152,427,857.75
HN01	1136911000	Antc P/ Gst Vje CS	62,187.95	0	0	0	62,187.95
HN01	1136912000	Antc P/ Gst Vje NO	606,490.85	0	0	0	606,490.85
HN01	1136913000	Antc P/ Gst Vje Atl	53,250.00	0	0	0	53,250.00
HN01	1136914000	Antc P/ Gst Vje Cntr	133,978.70	3,375.00	17,408.55	29,649.10	125,113.15
HN01	1136921000	Antc P/ Gst Vje CS	23,509.27	0	0	0	23,509.27
HN01	1136922000	Antc P/ Gst Vje NO	347,613.08	0	0	4,812.50	342,800.58
HN01	1136923000	Antc P/ Gst Vje Atl	-2,462.50	0	0	0	-2,462.50
HN01	1136924000	Antc P/ Gst Vje Cntr	199,502.59	0	0	0	199,502.59
HN01	1137100000	Antc Gastos Varios	40,156,149.70	-6,293,829.21	954,680.94	9,438,787.72	25,378,213.71
HN01	1151000000	Inv Mat y Sums	180,508,160.82	-12,225,419.30	124,174,050.33	40,970,868.29	251,485,923.56
HN01	1152000000	Inv Mat y Sum Prys	62,836,127.01	-3,196,930.90	470,670.90	348,665.10	59,761,201.91
HN01	1153000000	Inv Repuestos	267,265,183.47	653,423.65	1,003,798.68	1,302,272.39	267,620,133.41
HN01	1154000000	Inv Rp Prys	19,770,282.74	0	0	0	19,770,282.74
HN01	1155100000	Inv Cmb uso Gral	2,160,639.83	-599,101.91	1,453,212.86	989,124.81	2,025,625.97
HN01	1155300000	Inv Comb Generacion	110,123,663.48	0	0	0	110,123,663.48
HN01	1158200000	PROVISION POR OBSOLE	-19,450,016.05	0	0	0	-19,450,016.05
HN01	1161260000	CxC Anticipo	1,250,000.00	0	0	0	1,250,000.00
HN01	1162210000	Dep en Garan MER	103,382,347.65	-3,801,604.68	16,279,104.93	0	115,859,847.90
HN01	1311000000	Cst H terrenos	482,104,664.93	0	27,106,815.71	0	509,211,480.64
HN01	1312000000	Revalúo de Terrenos	41,439,412.79	0	0	0	41,439,412.79
HN01	1321000000	Cst H Edificios	139,428,387.04	0	0	0	139,428,387.04
HN01	1322000000	Revalúo de Edificios	205,245,859.71	0	0	0	205,245,859.71
HN01	1329100000	Depr Cst H Ed	-90,136,808.01	-402,455.54	0	201,227.73	-90,740,491.28
HN01	1329200000	Depr Reval Edificios	-114,894,650.68	-614,088.23	0	306,641.23	-115,815,380.14
HN01	1341110000	Cst H Hid Cajón	1,692,206,230.52	0	0	0	1,692,206,230.52


EMPRESA NACIONAL DE ENERGIA ELECTRICA
BALANZA DE COMPROBACION
SALDOS AL 31 DE MARZO DE 2022 (CIFRAS EXPRESADAS EN LEMPIRAS)

Soc.	Cta.mayor	Texto breve	Arrastre de saldos	Saldo per. anteriores	Período de Informe debe	Saldo Haber per.inf.	Saldo acumulado
HN01	1341120000	Cst Rv Ctr Hid Cajón	16,522,041,260.68	0	0	0	16,522,041,260.68
HN01	1341131000	Depr Cst H Cajón	-1,179,876,397.26	-4,209,061.84	0	2,104,531.12	-1,186,189,990.22
HN01	1341132000	Dep Rv Ctr El Cajón	-16,099,460,553.28	-8,438,042.50	0	4,219,021.26	-16,112,117,617.04
HN01	1341210000	Cst H CtrI PatucaIll	20,585.00	0	0	0	20,585.00
HN01	1341231000	Depr Cst H PatucaIll	-21.23	-42.46	0	21.23	-84.92
HN01	1341310000	Cst H Cpj Hidr Cañav	594,843,711.48	0	0	0	594,843,711.48
HN01	1341320000	Cst Rv Cpj Hid Cañav	5,829,787,670.77	0	0	0	5,829,787,670.77
HN01	1341331000	Depr Cst H Cañaveral	-588,724,364.85	-6,973.12	0	3,486.56	-588,734,824.53
HN01	1341332000	Depr Reval Cañaveral	-5,771,489,794.17	0	0	0	-5,771,489,794.17
HN01	1341410000	Cst H Pry Hidr Nisp	118,098,851.76	0	0	0	118,098,851.76
HN01	1341420000	Cst Rv Pry Hidr Nisp	1,156,542,888.24	0	0	0	1,156,542,888.24
HN01	1341431000	Depr Cst H El Nisp	-116,831,122.36	-187.14	0	93.58	-116,831,403.08
HN01	1341432000	Dep Rv El Nispero	-907,250,579.61	-2,473,659.62	0	1,177,195.42	-910,901,434.65
HN01	1341510000	Cst H Sta M Real	3,393,548.14	0	0	0	3,393,548.14
HN01	1341520000	Cst Rv Sta m Real	33,044,082.50	0	0	0	33,044,082.50
HN01	1341531000	Dep A Cst H S M Real	-2,721,963.63	-6,114.10	0	3,057.14	-2,731,134.87
HN01	1341532000	Dep Rv Sta M Real	-32,713,641.68	0	0	0	-32,713,641.68
HN01	1342310000	Cst H Plnt Térm Ce	106,903,241.94	0	0	0	106,903,241.94
HN01	1342320000	Cst Rev Plnt Térm Ce	614,047,064.52	0	0	0	614,047,064.52
HN01	1342331000	Depr Cst H Plnt Ceib	-105,546,163.41	-4,888.86	0	2,444.43	-105,553,496.70
HN01	1342332000	Dep Rv Plnt La Ceiba	-607,906,590.61	0	0	0	-607,906,590.61
HN01	1351100000	Cst H Líneas Trs N	1,583,103,246.04	0	0	0	1,583,103,246.04
HN01	1351200000	Cst Rev Líneas Trs N	4,410,342,527.11	0	0	0	4,410,342,527.11
HN01	1351310000	Depr Cst H Lin Trs N	-1,371,974,350.87	-3,481,611.52	0	1,740,805.72	-1,377,196,768.11
HN01	1351320000	Dep Rv Lin Trs Nac	-4,083,607,601.02	-3,597,793.90	0	1,798,896.99	-4,089,004,291.91
HN01	1353100000	Cst H Sub Estaciones	1,016,955,787.62	109,135.00	0	0	1,017,064,922.62
HN01	1353200000	Cst Rev Sub Est	2,884,052,899.40	0	0	0	2,884,052,899.40
HN01	1353310000	Depr Cst H Sub Est	-716,793,666.72	-3,178,536.31	0	1,531,958.94	-721,504,161.97
HN01	1353320000	Dep Rv Sub Est	-2,266,441,583.85	-7,817,074.92	0	3,904,608.56	-2,278,163,267.33
HN01	1361100000	Cst H Sis de Desp	121,695,832.45	0	0	0	121,695,832.45
HN01	1361200000	Cst Rev Sis de D	345,318,932.34	0	0	0	345,318,932.34
HN01	1361310000	Depr Cst H Sis de D	-109,467,742.34	-435,858.72	0	217,929.35	-110,121,530.41
HN01	1361320000	Dep Rv Sis de Desp	-336,334,005.74	-101,499.77	0	50,749.88	-336,486,255.39
HN01	1362100000	Cst H Sis de Dist	6,864,862,525.34	0	0	0	6,864,862,525.34
HN01	1362200000	Cst Rev Sis de Dist	7,898,585,008.56	0	0	0	7,898,585,008.56
HN01	1362310000	Depr Cst H Sis de D	-6,027,115,942.84	-34,471,363.39	0	17,235,681.73	-6,078,822,987.96
HN01	1362320000	Dep Rv Sis de Dis	-5,264,642,377.86	-25,630,308.50	0	12,815,154.30	-5,303,087,840.66
HN01	1371100000	Cst H Maquinaria	1,280,709.15	217,458.10	163,875.00	0	1,662,042.25
HN01	1371310000	Depr Cst H Maq	-968,393.15	-10,596.97	0	6,184.12	-985,174.24
HN01	1372100000	Cst H Carga	1,691,735.36	0	0	0	1,691,735.36
HN01	1372310000	Depr Cst H Eq Carg	-1,674,794.75	-23.26	0	0	-1,674,818.01
HN01	1373100000	Cst H Eq Mnt Lin Cir	1,210,860.56	0	0	0	1,210,860.56
HN01	1373310000	Depr Cst H Eq Mt Lin	-481,342.97	-18,716.74	0	9,358.43	-509,418.14
HN01	1379100000	Cst H Herramientas	124,531,467.39	801,530.53	83,697.00	0	125,416,694.92
HN01	1379310000	Depr Cst H Herr	-112,485,374.64	-559,184.58	0	276,178.44	-113,320,737.66
HN01	1381100000	Cst H vehic Trsnp	234,420,503.47	0	0	0	234,420,503.47
HN01	1381310000	Dep Cst H veh Tp	-231,859,527.29	-3,643.20	0	1,821.60	-231,864,992.09
HN01	1382100000	Cst H Mob y Eq Of	84,847,096.38	39,700.00	0	0	84,886,796.38
HN01	1382310000	Depr Cst H M y Eq	-77,541,518.22	-330,674.85	0	116,972.31	-77,989,165.38
HN01	1383100000	Cst H Eq Médico y S	8,662,464.93	677,506.40	0	0	9,339,971.33
HN01	1383310000	Dep Cst H Eq Méd	-5,816,241.62	-73,349.16	0	32,387.15	-5,921,977.93
HN01	1384100000	Cst H Eq Educac y R	1,467,330.62	0	0	0	1,467,330.62
HN01	1384310000	Dep Cst H Eq Ed Rc	-1,155,048.45	-6,450.02	0	3,076.84	-1,164,575.31
HN01	1385100000	Cst H Eq de Inf	185,915,972.07	472,753.50	38,000.00	0	186,426,725.57
HN01	1385310000	Depr Cst H Eq de Inf	-167,199,851.48	-907,802.52	0	449,108.38	-168,556,762.38
HN01	1386100000	Cst H Eq de Com	15,325,246.73	0	0	0	15,325,246.73
HN01	1386310000	Depr Cst H Eq de Com	-14,881,004.93	-26,330.09	0	12,101.75	-14,919,436.77
HN01	1386400000	Pinturas obras arte	57,531.22	0	0	0	57,531.22
HN01	1387100000	Cst H Equipo de Seg	6,194,490.06	248,400.00	0	0	6,442,890.06
HN01	1387310000	Depr Cst H Eq de Seg	-5,852,199.15	-24,377.75	0	14,380.33	-5,890,957.23
HN01	1421000000	Cst H Mb, Eq y Viv	13,752,583.74	0	0	0	13,752,583.74
HN01	1423100000	Depr C H Mb, Eq Viv	-12,474,150.76	-28,789.72	0	12,714.24	-12,515,654.72
HN01	1431000000	Cst H electrodomest	13,923,301.10	0	0	0	13,923,301.10
HN01	1433100000	Depr C H Electrodome	-13,435,515.06	-27,152.14	0	10,960.69	-13,473,627.89
HN01	1433300000	Inv. II año EEH	643,726,698.89	0	0	0	643,726,698.89
HN01	1490012632	AF/Equipo p *TRANS*	773,735.32	0	0	0	773,735.32
HN01	1490013842	AF/DEP.COMB *TRANS*	-240,790,125.03	0	0	0	-240,790,125.03
HN01	1490013843	AF/MOTOR,EQ *TRANS*	240,790,125.03	0	0	0	240,790,125.03
HN01	1490013942	AF/DEP.COMB *TRANS*	80,245,362.41	0	0	0	80,245,362.41
HN01	1490013943	AF/MOTOR,EQ *TRANS*	-80,245,362.41	0	0	0	-80,245,362.41
HN01	1490014652	AF/Equipo pa *TRANS*	287,272.09	0	0	0	287,272.09
HN01	1490014654	AF/TORRES,P *TRANS*	381,543.43	0	0	0	381,543.43
HN01	1490014666	AF/equipo d *TRANS*	78,858,720.00	0	0	0	78,858,720.00
HN01	1490015666	AF/LINEAS E *TRANS*	1,400,977.80	0	0	0	1,400,977.80
HN01	1490015667	AF/POSTE,TR *TRANS*	96,272,577.43	0	0	0	96,272,577.43
HN01	1490015669	AF/ACOMETID *TRANS*	4,323,520.73	0	0	0	4,323,520.73



EMPRESA NACIONAL DE ENERGIA ELECTRICA
BALANZA DE COMPROBACIÓN
SALDOS AL 31 DE MARZO DE 2022 (CIFRAS EXPRESADAS EN LEMPIRAS)

Soc.	Cta.mayor	Texto breve	Arrastre de saldos	Saldo per. anteriores	Periodo de Informe debe	Saldo Haber per. Inf.	Saldo acumulado
HN01	1490016691	AF/Equipo d *TRANS*	2,216,877.33	0	0	0	2,216,877.33
HN01	1490016692	AF/EQUIPO D *TRANS*	513,170.19	0	0	0	513,170.19
HN01	1490016693	AF/EQUIP.AL *TRANS*	2,320,866.23	0	0	0	2,320,866.23
HN01	1490016891	AF/MOBBIEQ *TRANS*	-1,619,808.90	0	0	0	-1,619,808.90
HN01	1490020171	AF Curso/AD *TRANS*	-54,205,087.87	0	0	0	-54,205,087.87
HN01	1610000000	Aplic Informatic	10,042,000.00	0	0	0	10,042,000.00
HN01	1614000000	GASTOS FINANC. INV.	11,045,619.69	-552,280.99	0	1,104,561.98	9,388,776.72
HN01	1615000000	M/O Inv. EEH II AÑO	3,856,368.23	-192,818.42	0	385,636.84	3,277,912.97
HN01	1633000000	Pagos Anticipados	14,209,996.75	0	0	0	14,209,996.75
HN01	1634000000	Seguros	168,944.60	-168,944.60	215,052.17	215,052.17	0
HN01	1701000000	Proyecto PROMEF	36,914,950.12	0	0	0	36,914,950.12
HN01	1702100000	Proyecto Patuca III	1,264,811,800.38	0	0	0	1,264,811,800.38
HN01	1702200000	Proyecto Patuca III	9,742,275,198.01	0	0	0	9,742,275,198.01
HN01	1702300000	Proyecto Patuca III	832,954,221.87	0	0	0	832,954,221.87
HN01	1702400000	Proyecto Patuca III	1,053,156.28	0	0	0	1,053,156.28
HN01	1702500000	Proyecto Patuca III	24,720,454.92	0	0	0	24,720,454.92
HN01	1710000000	Proyecto Llanitos Ji	505,700.00	0	0	0	505,700.00
HN01	1715000000	Py Mant Obras S MOS	778,436,880.67	0	0	0	778,436,880.67
HN01	1719000000	PRY BCIE 2038	391,954.60	0	0	0	391,954.60
HN01	1722000000	Proy BID	52,869,345.88	0	0	0	52,869,345.88
HN01	1723000000	Proy BID	19,674,126.53	0	0	0	19,674,126.53
HN01	1724000000	Proy BID	49,104,412.31	0	0	0	49,104,412.31
HN01	1725000000	Apoy. Integrac.	349,024,287.77	0	0	0	349,024,287.77
HN01	1726000000	Proy. Rehab. y Poten	4,080,933.20	0	0	0	4,080,933.20
HN01	1727000000	Proy. BID 3103 BL-HO	68,665,951.51	0	0	0	68,665,951.51
HN01	1728000000	Proy. Rehab. y Poten	50,619,254.92	757,483.36	0	0	51,376,738.28
HN01	1729000000	Proy. Rehab. y Poten	380,615,643.35	0	0	0	380,615,643.35
HN01	1730000000	Proy. Rehab. y Poten	6,054,064.56	0	0	0	6,054,064.56
HN01	1731000000	Proy. Rehab. y Poten	12,728,453.36	228,953.10	146,601.52	1,162.50	13,102,845.48
HN01	1732000000	Subestacion Juticalp	1,868,296.14	0	0	0	1,868,296.14
HN01	1733000000	PROY. JICA	17,257,450.88	0	0	0	17,257,450.88
HN01	1734000000	SIST. INTERCONET. NA	30,479,519.08	0	0	0	30,479,519.08
HN01	1735000000	APOY. INT. ACCI ENE	1,590,574.27	0	0	0	1,590,574.27
HN01	1736000000	APOY. INT. ACCI ENE	82,920,716.49	0	0	0	82,920,716.49
HN01	1738000000	APOY. DES SOST ENER	175,131.06	0	0	0	175,131.06
HN01	1741000000	APOY. DES SOST ENER	1,408,341.63	0	0	0	1,408,341.63
HN01	1742000000	PROG ELECT RURAL LUG	287,491.29	0	0	0	287,491.29
HN01	1743000000	APOY. PROG NAC TRANS	242,219,878.23	0	1,745,638.08	786,431.24	243,179,085.07
HN01	1744000000	APOY. PROG NAC TRANS	0	0	154,009,035.04	77,884,521.40	76,124,513.64
HN01	1745000000	APOY. PROG NAC TRANS	987,446.50	237,755.77	216,639.75	0	1,441,842.02
HN01	1746000000	APOY. PROG NAC TRANS	11,924,900.00	0	0	0	11,924,900.00
HN01	1748000000	CONV GOB CHINA Y HON	10,519,352.61	270,662.78	0	0	10,790,015.39
HN01	1749000000	CONV GOB CHINA Y HON	252,375,981.97	0	0	0	252,375,981.97
HN01	1900000000	ACTIVOS FIJOS CH/CR	2,017,788,392.11	0	0	0	2,017,788,392.11
HN01	1910000000	ACTIVOS FIJOS DA	-1,950,722,834.31	0	0	0	-1,950,722,834.31
HN01	2111110000	CXP energia térmica	-1,319,253,703.27	-2,071,970,764.45	3,079,356,424.71	3,400,100,725.43	-3,711,968,768.44
HN01	2111150000	CXP energia Renovabl	-6,624,731,473.30	-2,821,886,344.21	3,611,213,407.23	4,095,952,380.95	-9,931,356,791.23
HN01	2111210000	CXPTransacciones MER	-15,117,801.70	-41,317,328.12	0	0	-56,435,129.82
HN01	2111220000	CXP Prov Energ Ext	-393,178,684.20	-127,618,763.72	42,363,919.12	37,081,304.20	-515,514,833.00
HN01	2111500000	PROVI. COMPRA ENERGI	-5,181,536,795.06	3,368,977,120.19	92,081,508.83	7,771,564.10	-1,728,249,730.14
HN01	2112110000	Prov. Bienes Nac	-92,662,276.55	7,177,149.07	2,508,962.09	232,062.00	-83,208,227.39
HN01	2112120000	Prov Servicios Nac	-222,183,530.41	-17,964,107.36	390,691,188.62	382,785,408.84	-232,241,857.99
HN01	2112130000	Prov Invent Nac	-23,538,265.14	-1,425,508.09	22,346,325.94	22,704,022.92	-25,321,470.21
HN01	2112151000	prov. Empleados	-11,945,377.07	-4,698,378.55	57,418,978.48	105,959,325.36	-65,184,102.50
HN01	2112190000	EM/RF Inventarios	-82,231,690.50	31,640,196.93	20,193,233.08	127,778,709.52	-158,176,970.01
HN01	2112211000	CXP Prov. bienes.eXt	-180,968,836.62	-865,557.51	27,513,603.17	4,690,897.84	-159,011,688.80
HN01	2113110000	CXP Contr. Obras Nac	-55,995,107.67	0	0	0	-55,995,107.67
HN01	2113120000	CXP Prov. proyec. Nac	-25,400,394.60	8,261.25	16,669,409.09	139,790.84	-8,862,515.10
HN01	2114100000	Arrend E Gener	-8,994,693.00	0	8,994,693.00	0	0
HN01	2115114000	CXP S y Sal E P Tg	0	-411,745.23	60,293,588.86	60,049,268.56	-167,424.93
HN01	2115124000	CXP S y Sal E T Tg	2,512,894.71	0	0	0	2,512,894.71
HN01	2115125000	Provisión Decimo Cua	-35,959,873.92	-11,986,624.64	0	5,993,312.32	-53,939,810.88
HN01	2115126000	Provisión Decimo Ter	0	-12,171,945.72	0	6,085,972.86	-18,257,918.58
HN01	2115310000	Ret s Honor	-82,737.35	0	0	0	-82,737.35
HN01	2116111000	Cot F de PS	1,317,313.60	-487,278.02	3,733,163.77	3,862,949.03	700,250.32
HN01	2116112000	Impto. s Renta Emple	-9,110.81	-21,997.82	7,019,047.50	7,259,882.71	-271,943.84
HN01	2116113000	Cont IHSS	313.22	-313.22	691,515.51	696,646.79	-5,131.28
HN01	2116114000	Imto Vec E Perm	-1,209,459.54	-4,290.05	51,148.88	70,880.83	-1,233,481.54
HN01	2116123000	Imto Vec E Tem	0.01	0	0	0	0.01
HN01	2116200101	Bco Trab E Perm	-600	0	59,566.42	58,966.42	0
HN01	2116200102	Sind Trab ENEE	35,213.34	313.22	889,332.10	932,801.87	-7,943.21
HN01	2116200104	Coleg PM y CP	0	0	16,682.31	16,682.31	0
HN01	2116200106	IMPREMA	0	0	28,898.84	28,898.84	0
HN01	2116200109	Cont Pol Par Nac	-3,206,873.54	3,206,873.54	131,800.57	131,800.57	0
HN01	2116200112	Coop Em SPS	-17,058.48	12,456.14	1,295,306.60	1,284,208.17	6,896.09
HN01	2116200113	Coop Em Cañav	-23,708.71	23,708.71	123,362.15	123,362.15	0



EMPRESA NACIONAL DE ENERGIA ELECTRICA
BALANZA DE COMPROBACIÓN
SALDOS AL 31 DE MARZO DE 2022 (CIFRAS EXPRESADAS EN LEMPIRAS)

Soc.	Cta. mayor	Texto breve	Arrastre de saldos	Saldo per. anteriores	Periodo de informe debe	Saldo Haber per. Inf.	Saldo acumulado
HN01	2116200114	Coop Em Nisper	-309,254.30	309,254.30	85,936.25	85,936.25	0
HN01	2116200115	Coop Em Tegus	-155,514.73	-30,050.66	3,854,991.64	4,011,417.38	-341,991.13
HN01	2116200117	Fond Esp FPS	0	37,628.03	0	0	37,628.03
HN01	2116200127	Embargos Saldo	-3,304,820.27	-37,628.03	1,136,475.32	1,136,475.32	-3,342,448.30
HN01	2116200128	Grupo Capital	64,113.66	0	136,232.95	136,232.95	64,113.66
HN01	2116200129	Fondo de Prestacione	-1,537,437.37	506,847.87	12,777,928.74	12,823,906.31	-1,076,567.07
HN01	2116200130	Bco. Desarrollo Rura	-17,191.02	-59,667.79	683,429.32	601,439.23	5,131.28
HN01	2116200413	Prestaciones por Pag	0	653,150.97	10,468,060.30	11,252,597.60	-131,386.33
HN01	2116300104	Impto. s Ventas	-11,123,434.26	1,057,279.67	4,781,635.65	3,887,277.62	-9,171,796.56
HN01	2116300107	Retención 1% Impto.	1,616,015.93	97,832.44	2,943.02	3,935.56	1,712,855.83
HN01	2116300301	Cuo Pat IHSS	-6,658.92	-91,314.65	1,756,635.46	4,362,433.98	-2,703,772.09
HN01	2116300302	Cuo Pat FPS	-265,735,194.86	-14,259,046.77	76,450.03	7,388,319.51	-287,306,111.11
HN01	2116300303	Cuot P IMPREMA	-2,926,981.76	-45,697.35	0	43,348.35	-3,016,027.46
HN01	2116300304	Cuota INFOP	-155,230.16	-398,481.10	2,274,382.21	3,682,194.05	-1,961,523.10
HN01	2116305000	RETENCION DE GARANTI	-755,696.08	0	755,696.08	0	0
HN01	2116312000	12.5% Honorarios Pro	-29,434.38	0	0	0	-29,434.38
HN01	2117030000	Imto S V X Vta Abon	-44,118,635.64	107,272.05	89,911.58	0	-43,921,452.01
HN01	2118040000	Res Pag P Tega	-47,406,765.71	3,654,196.58	9,438,861.24	864,680.94	-35,178,388.83
HN01	2118070000	Dev Cost M L Atla	0	0	1,243.06	0	1,243.06
HN01	2118090000	CXP LIBRETAS HNL	-11,644,725.73	750	0	0	-11,643,975.73
HN01	2118090100	IMPUESTO SOBRE VEN	-11,573,410.79	0	0	0	-11,573,410.79
HN01	2118090200	MULTAS Y PENAS	-1,831,151.31	-147,637.03	0	0	-1,978,788.34
HN01	2118100000	CXP LIBRETAS USD	-23,981,418.19	0	0	0	-23,981,418.19
HN01	2121410000	D Ext Suiza CPV	-323,721.30	5,114.89	151,196.21	0	-167,410.20
HN01	2121420000	D Ext Suiza CPVI	-1,967,178.62	31,871.61	932,578.66	0	-1,002,728.35
HN01	2121431000	IND. & COM. BANK CHINA	-724,811,087.09	-4,498,548.19	4,641,453.77	0	-724,668,181.51
HN01	2122100000	Ctas. por Pagar	0	-2,222,811.67	2,222,811.67	0	0
HN01	2122101000	Ctas. por Pagar	-22,918,759.56	-142,245.54	146,764.26	0	-22,914,240.84
HN01	2122210000	D I C P Gobierno ERP	-200,663,757.98	21,330,514.81	32,918,570.34	0	-146,414,672.93
HN01	2122230000	DICP BID 2016/BL-HO	-20,703,949.94	10,287,725.33	66,290.67	0	-10,349,933.94
HN01	2122240000	DICP BID 1584/SF-HO	-12,231,380.43	-75,914.17	78,325.77	0	-12,228,968.83
HN01	2122241000	DICP BID 3103/BL-HO	-16,282,000.47	-101,054.41	104,264.62	0	-16,278,790.26
HN01	2122242000	DICP BID 3435/BL-HO	-13,998,604.99	-86,882.50	89,642.50	0	-13,995,844.99
HN01	2122250000	DICP IDA 4536-HO	-60,863,500.00	-377,750.00	389,750.00	0	-60,851,500.00
HN01	2122440000	PTMO. SEFIN	-4,553,496,299.16	0	0	0	-4,553,496,299.16
HN01	2122461000	PTAMO FICOSHA	490,000,000.00	-490,042,126.67	0	0	-42,126.67
HN01	2122462000	PTAMO FICOSHA	-735,000,000.00	245,000,000.00	0	0	-490,000,000.00
HN01	2122470000	Inv. II año EEH	-291,168,446.74	75,291,698.01	94,946,212.97	93,572,335.68	-214,502,871.44
HN01	2131310000	DEM BC CP BNP 240982	-5,682,150.84	-35,266.33	36,386.64	0	-5,681,030.53
HN01	2132210000	Gobierno ERP	-4,486,535,898.59	-50,499,129.68	29,078,013.86	31,980,793.64	-4,539,937,808.05
HN01	2132220000	DIM FContraValor Ho	-246,373,927.45	-1,529,122.56	1,577,698.26	0	-246,325,351.75
HN01	2132230000	DIM GC BID 2016/BLHO	-124,223,699.70	-11,187,220.42	861,778.72	0	-134,549,141.40
HN01	2132240000	DIM GC BID 1584/SFHO	-79,503,972.05	-493,442.30	509,117.50	0	-79,488,296.85
HN01	2132241000	DIM GC BID 3103/BLHO	-32,564,000.95	-202,108.84	417,058.48	208,529.24	-32,557,580.55
HN01	2132242000	DIM GC BID 3435/BLHO	-13,611,582.29	-84,480.44	87,164.13	0	-13,608,898.60
HN01	2132250000	DIM GC CPIDA 4536-HO	-182,590,500.00	-1,133,250.00	1,169,250.00	0	-182,554,500.00
HN01	2141320000	Int x P Indand Come	-6,310,890.65	-34,978,731.38	262,774.36	17,358,600.65	-58,385,448.32
HN01	2141410000	IxP DE Suiz UBS C Pa	-4,907.76	-2,255.65	7,163.41	0	0
HN01	2141420000	IxP DESuiz UBS Cl Pa	-665,703.85	-308,503.99	974,207.84	0	0
HN01	2142001000	IxP. Bonos RBCP-2016	-35,204,059.00	35,204,059.00	0	22,071,743.17	-22,071,743.17
HN01	2142190000	BCH RPE-2014 ISIN 38	-0.01	0	0	0	-0.01
HN01	2142210000	Gobierno ERP	-12,369,539.06	-3,195,292.10	2,946,256.28	3,630,998.45	-16,249,573.33
HN01	2142230000	IxP DI BID 2016/BLHO	-5,796,761.38	5,796,761.38	0	876,800.21	-876,800.21
HN01	2142231000	IxP DI BID 3103/BL-H	-1,572,134.63	-1,995,536.90	22,705.28	1,036,735.41	-4,581,701.66
HN01	2142240000	IxP DI BID 1584/SFHO	-415,627.81	-964,812.29	8,785.36	477,767.38	-1,849,422.12
HN01	2142241000	IxP DI BID 3435/BL-H	-1,492,695.15	-1,894,703.05	21,557.99	985,475.58	-4,351,315.79
HN01	2142242001	INT. POR PAGAR BID 4	-1,934,842.94	-2,256,597.83	26,675.06	1,171,854.77	-5,336,620.48
HN01	2142242002	COMISIONES X PAGAR	-1,235,961.00	-1,602,764.23	18,066.14	832,766.01	-3,653,425.10
HN01	2142242003	IxP BID 4599	-6,546.58	-6,772.13	84.76	3,514.38	-16,748.33
HN01	2142250000	IxP DI IDA 4536-HO	-133,138.91	-545,618.28	4,319.73	266,225.31	-940,662.77
HN01	2142300000	BCO OCCIDENTE L 400	0.02	0	0	0	0.02
HN01	2142302000	BCO. OCCIDENTE 550 M	0.1	0	0	0	0.1
HN01	2142303000	BCO. OCCIDENTE 550 M	0.01	0	0	0	0.01
HN01	2142310000	Bco. Atlantida	-0.01	0	0	0	-0.01
HN01	2142320000	INTERESES JICA HO-P6	-2,132.18	-1,215.73	225.96	808.51	-3,930.46
HN01	2142416000	Ficohsa	0.01	0	0	0	0.01
HN01	2142450000	INT. PTMO. BONO	-476,341,420.13	354,284,206.58	776,793.40	88,741,770.83	-210,022,190.98
HN01	2142450001	INT. PTMO. BONO 2020	-13,694,287.50	-137,877,806.25	964,631.25	68,457,937.50	-219,065,400.00
HN01	2142460000	INT. FICOSHA/ DCOTOS	-218,750,000.97	10,556,055.36	208,193,995.61	50	0
HN01	2142470000	INT. X PAG 6500MM 18	-40,833,333.36	1,990,277.78	0	16,333,333.33	-55,176,388.91
HN01	2142490000	IxP VGE-19 ISIN 12-5	-1,584,451.00	-9,659,051.10	14,251,059.00	7,758,909.90	-4,750,353.00
HN01	2142491000	IxP VGE-19 ISIN 18-1	-2,703,722.22	-16,498,805.56	24,342,500.00	13,253,138.89	-8,114,166.67
HN01	2142492000	IxP VGE-19 ISIN 24-9	-2,663,407.50	-16,246,785.75	23,970,667.50	13,050,696.75	-7,990,222.50
HN01	2142493000	IxP VGE-19 ISIN 34-8	-21,666.67	-132,166.67	195,000.00	106,166.67	-65,000.01
HN01	2142494000	IxP VGE-19 ISIN 40-5	-488,550.11	-2,980,155.67	4,396,951.00	2,393,895.54	-1,465,650.32
HN01	2142495000	IxP VGE-19 ISIN 48-8	-4,316,835.36	-26,332,695.70	43,343,023.25	25,643,998.27	-12,950,506.08

ESTADO DE CUENTAS
EMPRESA NACIONAL DE ENERGIA ELECTRICA
31 DE MARZO DE 2022

EMPRESA NACIONAL DE ENERGIA ELECTRICA
BALANZA DE COMPROBACIÓN
SALDOS AL 31 DE MARZO DE 2022 (CIFRAS EXPRESADAS EN LEMPIRAS)

Soc.	Cta.mayor	Texto breve	Arrastre de saldos	Saldo per. anteriores	Periodo de informe debe	Saldo Haber per. Inf.	Saldo acumulado
HN01	2142496000	IXP VGE-19 ISIN 58-7	-1,411,281.28	-8,608,815.79	14,048,199.90	8,261,946.66	-4,233,843.83
HN01	2142500000	IXP Conv. SEFIN China	-1,275,214.81	-3,507,358.59	30,437.13	1,738,586.44	-6,490,722.71
HN01	2142510000	IXP REEMBOLSO INVERS	-40,040,932.24	5,117,564.65	16,902,617.96	18,243,166.18	-36,263,915.81
HN01	2142520000	INTS S/BVGE2020	-1,577,333.33	-12,027,166.67	0	5,915,000.00	-19,519,500.00
HN01	2142520001	INTS S/BVGE2020	-2,935,111.11	-22,380,222.23	0	11,006,666.67	-36,322,000.01
HN01	2142520002	INTS S/BVGE2020	-1,432,344.44	-10,921,626.39	0	5,371,291.67	-17,725,262.50
HN01	2142520003	INTS S/BVGE2020	-1,262,700.00	-9,628,087.50	0	4,735,125.00	-15,625,912.50
HN01	2142520004	INTS S/BVGE2020	-337,111.11	-2,570,472.23	0	1,264,166.67	-4,171,750.01
HN01	2142530000	INT S/BONOS VGE-2021	-13,746,721.62	-12,129,460.26	0	6,064,730.13	-31,940,912.01
HN01	2142530001	INT S/BONOS VGE-2021	-5,923,083.33	-5,226,250.00	0	2,613,125.00	-13,762,458.33
HN01	2142530002	INT S/BONOS VGE-2021	-3,541,666.67	-3,125,000.00	0	1,562,500.00	-8,229,166.67
HN01	2142530003	INT S/BONOS VGE-2021	-1,808,333.33	-1,600,000.00	0	800,000.00	-4,208,333.33
HN01	2142530004	INTS. CORRIDOS SOBRE	-2,630,375.32	0	0	0	-2,630,375.32
HN01	2142530005	INTS. S/BONOS VGE	-1,289,166.67	-1,137,500.00	0	568,750.00	-2,995,416.67
HN01	2151310000	B.N.P. 24-09-82	-3,772,791.27	-23,415.87	24,159.72	0	-3,772,047.42
HN01	2152210000	Gobierno ERP	-1,761,926,008.05	-14,981,406.51	11,308,548.81	2,848,019.96	-1,768,446,885.71
HN01	2152230000	BID 2016/BL-HO	-77,731,964.17	-5,870,711.98	532,062.02	0	-83,070,614.13
HN01	2152231000	BID 3103/BL-HO	-72,069,348.92	-447,299.23	461,508.60	0	-72,055,139.55
HN01	2152240000	BID 1584/SF-HO	-42,147,606.00	-261,589.60	269,899.52	0	-42,139,296.08
HN01	2152241000	BID 3435/BL-HO	-39,528,162.39	16,536.35	251,458.88	0	-39,260,167.16
HN01	2152242000	INTS. Y COMISIONES	-12,796,199.33	-79,419.75	81,942.69	0	-12,793,676.39
HN01	2152243000	INTS. Y COMISIONES	-10,971.01	-68.09	70.25	0	-10,968.85
HN01	2152250000	IDA 4536-HO	-27,959,171.31	-173,528.90	179,041.41	0	-27,953,658.80
HN01	2152310000	INTS. Y COMIS. JICA	-6,624,598.54	-41,115.64	42,421.77	0	-6,623,292.41
HN01	2152330000	INTERESES EN MORA	-160,724.68	-535,861,935.04	3,411,341.73	0	-532,611,317.99
HN01	2152330001	INTERESES EN MORA	-813,698,259.90	-13,205,594.10	5,262,560.40	0	-821,641,293.60
HN01	2152340000	INTERESES EN MORA	-61,755,178.00	-593,962.18	396,800.81	0	-61,952,339.37
HN01	2211320000	Industrial and Comer	-4,123,117,353.14	-25,590,174.41	26,403,098.55	0	-4,122,304,429.00
HN01	2211510000	Suiza UBS Club dePar	-2,481,726.34	19,854.84	3,479.16	0	-2,458,392.34
HN01	2211520000	Suiza UBS Club dePar	-40,621,333.57	324,993.05	56,947.44	0	-40,239,393.08
HN01	2212210000	Bonos Conv. Pas RBCP	-1,215,330,000.00	0	0	0	-1,215,330,000.00
HN01	2213100000	Gobierno ERP	-2,237,942,640.72	-13,889,816.26	15,535,879.03	1,204,824.39	-2,237,501,402.34
HN01	2213300000	BID 2016/BL-HO	-539,781,545.55	-3,350,160.26	3,456,584.94	0	-539,675,120.87
HN01	2213310000	BID 3103/BL-HO	-509,394,020.57	-3,161,559.75	3,261,993.14	0	-509,293,587.18
HN01	2213400000	BID 1584/SF-HO	-269,090,366.79	-1,670,112.40	1,723,166.93	0	-269,037,312.26
HN01	2213410000	BID 3435/BL-HO	-532,334,012.69	-3,303,937.06	3,408,893.37	0	-532,229,056.38
HN01	2213410001	BID 4598/BL-HO	-1,280,641,076.20	-7,948,313.30	8,200,807.70	0	-1,280,388,581.80
HN01	2213410002	BID 4599/ BL-HO L/P	-41,387,180.00	-256,870.00	265,030.00	0	-41,379,020.00
HN01	2213420000	JICA HO-P6 L/PLAZO	-72,021,824.70	-1,789,694.23	4,454,995.34	0	-69,356,523.59
HN01	2213500000	IDA 4536-HO	-365,181,000.00	-2,266,500.00	2,338,500.00	0	-365,109,000.00
HN01	2216000000	PTMO. BONO	-12,325,856,172.57	-76,500,565.51	78,930,762.17	0	-12,323,425,975.91
HN01	2216000001	PTMO. BONO SOB. 2020	-14,569,749,395.49	-90,427,314.14	93,299,922.40	0	-14,566,876,787.23
HN01	2216100000	FICOSHA/DOCTOS DESCO	-624,999,960.00	624,999,960.00	0	0	0
HN01	2216110000	PTMO SIND. 6500MM 18	-1,960,000,000.00	490,000,000.00	0	0	-1,470,000,000.00
HN01	2216120000	PTAMO. FICOHSA USD	0.01	0	0	0	0.01
HN01	2216130000	PTAMO. FICOHSA USD	-1,798,892,370.81	-11,164,845.81	11,519,519.93	0	-1,798,537,696.69
HN01	2216140000	PTAMO. FICOHSA	-703,756,000.00	0	0	0	-703,756,000.00
HN01	2216141000	PTAMO. FICOHSA	-1,070,000,000.00	0	0	0	-1,070,000,000.00
HN01	2216142000	PTAMO. FICOHSA	-983,412,000.00	0	0	0	-983,412,000.00
HN01	2216143000	PTAMO. FICOHSA	-7,500,000.00	0	0	0	-7,500,000.00
HN01	2216144000	PTAMO. FICOHSA	-161,356,000.00	0	0	0	-161,356,000.00
HN01	2216145000	PTAMO. FICOHSA	-1,796,602,000.00	0	0	0	-1,796,602,000.00
HN01	2216146000	PTAMO. FICOHSA	-612,122,000.00	0	0	0	-612,122,000.00
HN01	2216150000	INV. 2° Año EEH	-122,597,238.49	-760,901.14	785,072.72	0	-122,573,066.91
HN01	2216160000	PTAMO. (BANCO)	-1,014,000,000.00	0	0	0	-1,014,000,000.00
HN01	2216160001	PTAMO. (BANCO)	-1,651,000,000.00	0	0	0	-1,651,000,000.00
HN01	2216160002	PTAMO. (BANCO)	-758,300,000.00	0	0	0	-758,300,000.00
HN01	2216160003	PTAMO. (BANCO)	-621,000,000.00	0	0	0	-621,000,000.00
HN01	2216160004	PTAMO. (BANCO)	-164,000,000.00	0	0	0	-164,000,000.00
HN01	2216170000	VALORES GUBERNAMENT	-1,413,141,000.00	0	0	0	-1,413,141,000.00
HN01	2216170001	VALORES GUBERNAMENT	-565,000,000.00	0	0	0	-565,000,000.00
HN01	2216170002	VALORES GUBERNAMENT	-300,000,000.00	0	0	0	-300,000,000.00
HN01	2216170003	VALORES GUBERNAMENT	-150,000,000.00	0	0	0	-150,000,000.00
HN01	2216170004	VALORES GUBERNAMENT	-150,000,000.00	0	0	0	-150,000,000.00
HN01	2232000000	Focos Ahorro de Ener	-368,114.41	0	0	0	-368,114.41
HN01	2234000000	Reserva Depósitos BC	-521,477.80	0	0	0	-521,477.80
HN01	2235000000	CXP FIDUCIARIO FICOH	-100,000,000.00	0	0	0	-100,000,000.00
HN01	2241000000	Depositos en Garanti	-563,358,370.29	-1,329,540.86	1,731,834.06	3,660,025.79	-566,616,102.88
HN01	2242000000	Deposito 5%	-12,815,951.34	-428,563.71	95,646.74	191,156.28	-13,340,024.59
HN01	2243000000	Abonados con Saldo e	-7,824,559.43	-4,770,203.64	220,049,918.52	384,843,223.13	-177,388,067.68
HN01	2244000000	Depositos Tesoreria	-55,615.47	0	0	0	-55,615.47
HN01	2245000000	Aporte clientes para	124,017,075.53	0	0	0	124,017,075.53
HN01	2246000000	Aporte clientes para	1,930,953.99	0	0	0	1,930,953.99
HN01	2247000000	Aporte clientes para	-83,200,680.70	0	0	0	-83,200,680.70
HN01	2250000000	Otros Creditos Difer	13,396,847.99	40,308,257.15	1,671,069.67	10,506,394.26	44,869,780.55
HN01	2251000000	CXP C.R.E.E.	-311,869,261.50	-14,233,421.24	85,340.76	7,144,062.04	-333,191,404.02

FINANCIAL
30.03.2022

**EMPRESA NACIONAL DE ENERGIA ELECTRICA
BALANZA DE COMPROBACIÓN
SALDOS AL 31 DE MARZO DE 2022 (CIFRAS EXPRESADAS EN LEMPIRAS)**

Soc.	Cta. mayor	Texto breve	Arrastre de saldos	Saldo per. anteriores	Periodo de informe debe	Saldo Haber per. Inf.	Saldo acumulado
HN01	2252000000	CTA TRANS DEDUC RECA	-20,160,649.43	0	0	0	-20,160,649.43
HN01	2253000000	Otros Créditos Difer	-472,496,920.38	8,061,173.61	17,980,595.60	18,695,060.99	-465,150,212.16
HN01	2255000000	Otros Créditos Difer	215,936,465.25	32,450,784.32	14,824,817.23	7,137,378.92	256,074,687.88
HN01	2256000000	Otros Créditos Difer	56.56	0	0	0	56.56
HN01	2258000000	PRIMA REC S/VGE 2020	-25,892,892.53	0	1,412,820.67	0	-24,480,071.86
HN01	2258010000	PRIMA REC S/VGE 2021	-1,905,600.00	0	0	0	-1,905,600.00
HN01	2261000000	CXP Permanentes	-678,867,098.22	-9,344,505.55	0	4,782,806.14	-692,994,409.91
HN01	2262000000	CXP Temporales	-123,318,863.26	0	0	340,237.81	-123,659,101.07
HN01	2263000000	Intereses ELCOSA	-95,634,976.05	0	0	0	-95,634,976.05
HN01	2264000000	Ints. EMCE CHOLOMA I	-164,640,185.34	0	0	0	-164,640,185.34
HN01	2265000000	Ints. EMCE CHOLOMA II	-44,968,595.48	0	0	0	-44,968,595.48
HN01	2266000000	Intereses LUFUSSA I	-107,152,717.51	53,729,991.68	0	0	-53,422,725.83
HN01	2267000000	Intereses LUFUSSA II	-232,027,056.57	0	0	0	-232,027,056.57
HN01	2268000000	Ints. LUFUSSA III	-1,357,278,734.71	0	0	0	-1,357,278,734.71
HN01	2269000000	Ints. ENERSA 200MW	-1,276,618,806.99	0	0	0	-1,276,618,806.99
HN01	2270000000	Ints. ENERSA 30 MW	-134,156,478.91	0	0	0	-134,156,478.91
HN01	2310000000	Sobrantes Inv. Emplea	-47,809,213.57	-15,292.69	16,308.64	10,738.32	-47,818,935.94
HN01	2311000000	Sobrantes Inv. Proces	-9,159,001.57	15,292.69	0	133,635.64	-9,277,344.52
HN01	2311210000	Sob Rec Bco. Ficosha	-12,759,888.01	0	0	0	-12,759,888.01
HN01	2311220000	Sob Rec Bco. Atlánti	-1,868,964.15	0	0	0	-1,868,964.15
HN01	2311240000	Sob Rec Bco. Lafise	-373,197.73	0	0	0	-373,197.73
HN01	3111000000	Capital Propio	-1,721,121,046.87	0	0	0	-1,721,121,046.87
HN01	3121010000	Del Estado	-202,254,858.16	0	0	0	-202,254,858.16
HN01	3121020000	Del Sector Privado	-2,589,332.29	0	0	0	-2,589,332.29
HN01	3121030000	Proyec Financ. FOSODE	-494,040,695.28	0	0	0	-494,040,695.28
HN01	3121040000	FOSODE Decret. 119-97	-9,760,239.90	0	0	0	-9,760,239.90
HN01	3121050000	Préstamo BCIE-264-0	-327,156,933.84	0	0	0	-327,156,933.84
HN01	3121060000	Transf. Dife. Petróleo	-56,708,965.52	0	0	0	-56,708,965.52
HN01	3121070000	EKSPORTFINANS	-352,105,572.30	0	0	0	-352,105,572.30
HN01	3121080000	Prestamos 787-918	-41,020,050.00	0	0	0	-41,020,050.00
HN01	3121090000	Trans. Proyecto Japón	-245,442,277.08	0	0	0	-245,442,277.08
HN01	3121100000	Proyecto Japón III	-45,583,724.62	0	0	0	-45,583,724.62
HN01	3121110000	Sesión T. Ext. Líneas	-1,355,532,544.67	0	150,703.18	0	-1,355,381,841.49
HN01	3121120000	Transf. Prés. BCIE2330	-100,823,773.57	0	0	0	-100,823,773.57
HN01	3121130000	Programa MARENA	-969,970.00	0	0	0	-969,970.00
HN01	3121140000	Est. Geol. Top. Tablón	-494,969.40	0	0	0	-494,969.40
HN01	3121150000	Mej. Dist. Energía. Rur	-4,000,000.00	0	0	0	-4,000,000.00
HN01	3121160000	Rehab. Santa María	-49,318,793.09	0	0	0	-49,318,793.09
HN01	3121170000	Exp. Sistema Int. III	-164,709,858.39	0	0	0	-164,709,858.39
HN01	3121180000	Coop. Secr. Agric. Gan.	-10,944,210.29	0	0	0	-10,944,210.29
HN01	3121190000	LUFUSA Sub Estación	-28,096,600.00	0	0	0	-28,096,600.00
HN01	3121200000	Proyecto (USAID)	-16,813,447.00	0	0	0	-16,813,447.00
HN01	3121210000	Coop. Técnic. SAG/ENEE	-81,636,526.20	0	0	0	-81,636,526.20
HN01	3121220000	ABB OY Finlandia	-433,096,013.64	0	0	0	-433,096,013.64
HN01	3121230000	Coop. Taiwán Patuca I	-4,800,099.38	0	0	0	-4,800,099.38
HN01	3121240000	Coop. Técnica Ceiba	-3,822,392.42	0	0	0	-3,822,392.42
HN01	3121250000	Fondo Nórdico #440	-152,069,348.21	0	0	0	-152,069,348.21
HN01	3121260000	Capitali. Gob. Central	-2,826,701,276.03	0	0	0	-2,826,701,276.03
HN01	3121270000	Gob. Prést BID - 1584	-195,282,821.72	0	0	0	-195,282,821.72
HN01	3121280000	Proye. Hidroeléctrico	-966,513,442.49	0	0	0	-966,513,442.49
HN01	3121290000	IDA-4536 HO Mon Nac	-47,419,512.85	0	0	0	-47,419,512.85
HN01	3121300000	IDA-4536 HO Mon Ext	-343,241,417.06	0	0	0	-343,241,417.06
HN01	3121310000	Préstamo Eléctric.	-1,072,550,213.48	0	0	0	-1,072,550,213.48
HN01	3121320000	PROME F. Equipo/Vehícu	-13,224,453.00	0	0	0	-13,224,453.00
HN01	3121340000	Transf. Transformado	-78,858,720.00	0	0	0	-78,858,720.00
HN01	3121360000	Transf. Proy. BID	-10,360,295.43	0	0	0	-10,360,295.43
HN01	3121370000	Transf. Proy. BID 34	-30,746,774.91	0	0	0	-30,746,774.91
HN01	3121380000	Proyecto Elect. Rura	-15,000,000.00	0	0	0	-15,000,000.00
HN01	3131000000	Rev. Bienes Muebles	-4,384,234,000.00	0	0	0	-4,384,234,000.00
HN01	3141000000	Condonación de Deuda	-1,536,846,990.19	0	0	0	-1,536,846,990.19
HN01	3151000000	Aportes Organismos I	-23,714,442.35	0	0	0	-23,714,442.35
HN01	3160000000	cuenta remanente	7,538,531,480.23	-7,538,531,480.23	0	0	0
HN01	3161000000	Super. años anteriore	-2,214,524,435.70	0	0	0	-2,214,524,435.70
HN01	3163000000	Deficit año anterior	64,912,164,506.82	7,600,382,856.43	39,606,920.91	226,111,984.37	72,326,042,299.79
HN01	4111100000	Vta E S Res No Subs	0	-2,504,348,823.88	13,131,294.28	1,243,787,958.14	-3,735,005,487.74
HN01	4111300000	Vta Ene Sect Comer	0	-1,561,088,824.26	17,204,526.97	776,429,071.66	-2,320,313,368.95
HN01	4111400000	Vta Ener Sec Indus	0	-1,105,981,260.92	281,223.58	569,202,236.59	-1,674,902,273.93
HN01	4111500000	Vta Ener Gob Cent	0	-146,891,114.90	1,138,181.76	74,668,041.38	-220,420,974.52
HN01	4111600000	Vta Instit Aut Pub	0	-111,053,234.26	1,128,799.70	57,962,298.96	-167,886,733.52
HN01	4111700000	Vta Municipalidades	0	-70,092,979.65	277,228.25	35,695,628.56	-105,511,379.96
HN01	4114100000	Rect fact consumo re	0	5,019,211.55	1,569,956.26	1,496,790.70	5,092,377.11
HN01	4114200000	Rect fact consumo re	0	2,502,827.96	6,246,547.36	4,985,162.00	3,764,213.32
HN01	4114300000	Rect fact consumo re	0	147,057.67	1,442,306.95	1,315,748.26	273,616.36
HN01	4117100000	Recargos por Mora	0	-214,113,622.43	1,297,341.45	106,679,331.96	-319,495,612.94
HN01	4117200000	Ing Var Ser E (S Mi)	0	-26,095,321.58	122,105.86	16,980,019.29	-42,953,235.01
HN01	4117300000	Alquil Bie Inst Eléc	0	-21,367,616.46	602,596.11	11,349,646.04	-32,114,666.39

EMPRESA NACIONAL DE ENERGIA ELECTRICA
BALANZA DE COMPROBACIÓN
SALDOS AL 31 DE MARZO DE 2022 (CIFRAS EXPRESADAS EN LEMPIRAS)

Soc.	Cta. mayor	Texto breve	Arrastre de saldos	Saldo per. anteriores	Periodo de informe debe	Saldo Haber per. Inf.	Saldo acumulado
HN01	4117400000	Otros Ingres Eléc	0	-2,877,678.65	0	2,959,044.05	-5,836,722.70
HN01	4118000000	Ing. de Comercializa	0	-222,423,026.25	1,016,273.81	111,993,670.60	-333,400,423.04
HN01	4118400000	Ing Oper Aj Ser Pub	0	-2,762,475.75	208,082.77	3,744,053.88	-6,298,446.86
HN01	4118700000	ING. ALQ.SEG.VIG.ODS	0	-7,257,115.26	0	16,279,104.93	-23,536,220.19
HN01	4119300000	Fallas	0	351,162.20	0	0	351,162.20
HN01	4221000000	Int p Ct d Deu d res	0	-13,200,067.26	0	7,271,270.95	-20,471,338.21
HN01	4234000000	Ente Operador Region	0	1,513,659.47	0	0	1,513,659.47
HN01	4235000000	Ing. Netos Int y Div	0	-405,880.73	0	0	-405,880.73
HN01	4236000000	INT AGENTE BCO. LAFI	0	-44,968.29	0	46,955.35	-91,923.64
HN01	4237000000	ING.X AMORT P.S/VGE	0	0	0	1,412,820.67	-1,412,820.67
HN01	4714000000	por ls accio d lepr	0	-982,150.00	1,013,350.00	1,013,350.00	-982,150.00
HN01	4716016000	Ingreso por Diferenc	0	-20,073.19	118,351.99	355,710.23	-25,431.43
HN01	4716030000	Diferencia en el Pre	0	-1,433.72	0	6,064.49	-7,498.21
HN01	4721000000	Ing Dif Camb BCH	0	-4,881,745.01	0	0	-4,881,745.01
HN01	4722000000	G Por Reval Pre EXtr	0	-522,896.09	1,413,353.63	319,921,279.38	-319,030,821.84
HN01	4723000000	G D C Mo EX EPR	0	-551,042.82	0	0	-551,042.82
HN01	5111000000	Sueldos Básicos	0	136,819,258.99	65,848,686.41	0	202,667,945.40
HN01	5114000000	Adicionales	0	963,299.60	270,217.20	0	1,233,516.80
HN01	5115100000	Decimotercer Mes	0	11,805,800.56	5,693,478.08	0	17,499,278.64
HN01	5115200000	Decimocuarto Mes	0	11,298,662.14	5,476,713.65	0	16,775,375.79
HN01	5116000000	Vacaciones	0	29,268,995.39	13,989,151.78	0	43,258,147.17
HN01	5117200000	Imprema	0	143,572.27	141,223.27	195,749.84	89,045.70
HN01	5117500000	Contribuciones para	0	3,361,975.78	4,277,992.46	0	7,639,968.24
HN01	5117600000	Contribuciones al In	0	2,747,300.50	3,402,249.29	1,150,408.75	4,999,141.04
HN01	5117900000	Otras Contribuciones	0	14,678,449.50	7,410,359.26	599.86	22,088,208.90
HN01	5121000000	Sueldos Básicos	0	4,350,665.08	4,390,165.31	0	8,740,830.39
HN01	5124100000	Decimotercer Mes	0	978,413.88	489,206.94	0	1,467,620.82
HN01	5124200000	Decimocuarto Mes	0	1,033,197.34	516,598.67	0	1,549,796.01
HN01	5125500000	Contribuciones para	0	196,482.00	79,799.62	0	276,281.62
HN01	5125600000	Contribuciones al In	0	143,435.92	218,322.58	85,353.91	276,404.59
HN01	5141000000	Horas EXtraordinaria	0	8,010,902.30	4,133,009.18	0	12,143,911.48
HN01	5161000000	Beneficios	0	2,888,445.22	4,803,753.51	1,600.00	7,690,598.73
HN01	5162000000	Compensaciones	0	24,827,216.94	18,576,801.39	1,255,569.93	42,148,448.40
HN01	5211100000	Energía Inter.Consum	0	3,166,209.26	1,790,376.63	0	4,956,585.89
HN01	5211200000	Credito energia auto	0	0	1,169,096.78	0	1,169,096.78
HN01	5212000000	Agua	0	40,738.25	233,937.03	0	274,675.28
HN01	5212100000	Serv. Agua Consumido	0	114,302.99	0	0	114,302.99
HN01	5212200000	Comp Alquiler edific	0	0	62.43	0	62.43
HN01	5214200000	Telefonía Fija	0	0	179,935.33	0	179,935.33
HN01	5221000000	Alquiler de Edificio	0	191,459.67	262,400.00	46,000.00	407,859.67
HN01	5222100000	Alquiler de Equipos	0	0	23,794,134.88	0	23,794,134.88
HN01	5223000000	Alquiler de Tierras	0	290,916.00	0	0	290,916.00
HN01	5232000000	Mantenimiento y Repa	0	151,297.35	454.35	0	151,751.70
HN01	5234000000	Mantenimiento y Repa	0	653,433.12	0	0	653,433.12
HN01	5245000000	Servicios de Capacit	0	903,035.28	198,000.00	0	1,101,035.28
HN01	5246000000	Servicios de Informá	0	192,818.42	385,636.84	0	578,455.26
HN01	5247100000	OTROS SERV. TECNICOS	0	29,046.67	0	0	29,046.67
HN01	5247200000	OTROS SERV. TECNICOS	0	-4,480,366.70	0	0	-4,480,366.70
HN01	5251000000	Servicio de Transpor	0	268,621.67	158,042.34	0	426,664.01
HN01	5253000000	Servicio de Imprenta	0	336,440.00	0	0	336,440.00
HN01	5254000000	Primas y Gastos de S	0	168,944.60	247,310.00	0	416,254.60
HN01	5255000000	Comy gtos fid B Atla	0	175	35	0	210
HN01	5255100000	Com y gtos fid b Fic	0	6,357,971.68	4,403,509.08	0	10,761,480.76
HN01	5255210000	COM Y GTOS FID LAFI	0	2,261,496.58	1,583,549.48	0	3,845,046.06
HN01	5255300000	Com y gtos x ser ban	0	3,408,546.85	822,820.51	0	4,231,367.36
HN01	5255420000	COM.BONOS VGE 2021	0	2,148,450.84	1,074,225.42	0	3,222,676.26
HN01	5255510000	Co gto S B RBCP 2016	0	1,012,775.00	506,387.50	0	1,519,162.50
HN01	5255650000	COM. BCH VGE-2019	0	4,445,623.34	2,222,811.67	0	6,668,435.01
HN01	5255660000	COM. BCH VGE-2020	0	3,506,916.65	1,753,458.32	0	5,260,374.97
HN01	5255900000	EMPRESA ENERGIA HOND	0	528,077,214.42	264,226,107.21	0	792,303,321.63
HN01	5255910000	EMPRESA ENERGIA HOND	0	0	12,832,911.84	0	12,832,911.84
HN01	5255920000	Asoc. Operador del S	0	0	28,871,200.58	28,871,200.58	0
HN01	5256000000	Publicidad y Propaga	0	0	80,428.13	8,121.88	72,306.25
HN01	5257000000	Servicio de Internet	0	38,525.00	16,100.00	0	54,625.00
HN01	5258000000	Gasto por Diferencia	0	2,674,157.05	1,475,628.83	10,746.06	4,139,039.82
HN01	5261100000	Pasajes Nacionales	0	0	298,600.00	0	298,600.00
HN01	5261200000	Pasajes al Exterior	0	20,934.77	0	0	20,934.77
HN01	5262100000	Viáticos Nacionales	0	579,369.41	543,026.53	7,912.50	1,114,483.44
HN01	5262200000	Viáticos al Exterior	0	127,743.84	0	0	127,743.84
HN01	5275000000	Gastos Judiciales	0	148,566,762.67	321,700,476.68	1,816,534.21	468,450,705.14
HN01	5292000000	Servicios de Vigilan	0	6,565,243.13	0	0	6,565,243.13
HN01	5311000000	PROD. ALIMEN. Y BEBI	0	1,680.00	6,084.98	0	7,764.98
HN01	5315000000	Madera, Corcho y sus	0	2,413,176.51	130,410.00	130,410.00	2,413,176.51
HN01	5321000000	Hilados y Telas	0	586.5	1,138.50	0	1,725.00
HN01	5322000000	Confecciones TeXtile	0	4,266.95	4,266.96	0	8,533.91
HN01	5331000000	Papel de Escritorio	0	6,100.72	1,026.26	0	7,126.98

EMPRESA NACIONAL DE ENERGIA ELECTRICA
BALANZA DE COMPROBACIÓN
SALDOS AL 31 DE MARZO DE 2022 (CIFRAS EXPRESADAS EN LEMPIRAS)

Soc.	Cta.mayor	Texto breve	Arrastre de saldos	Saldo per. anteriores	Periodo de informe debe	Saldo Haber per.inf.	Saldo acumulado
HN01	5333000000	Productos de Artes G	0	25,598.73	285.95	0	25,884.68
HN01	5334000000	Productos de Papel y	0	583.94	313.77	0	897.71
HN01	5337000000	Especies Timbradas y	0	10,500.00	0	0	10,500.00
HN01	5342000000	Artículos de Cuero	0	10,987.68	0	0	10,987.68
HN01	5344000000	Llantas y Cámaras de	0	77,692.64	51,039.16	0	128,731.80
HN01	5351000000	Productos Químicos	0	70,703.27	5,901.63	0	76,604.90
HN01	5352100000	Productos Farmacéuti	0	244,258.87	138,055.63	845.34	381,469.16
HN01	5354000000	Insecticidas, Fumiga	0	7,954.60	6,474.60	0	14,429.20
HN01	5355000000	Tintas, Pinturas y C	0	19,420.52	28	0	19,448.52
HN01	5356100000	gasolina	0	249,991.69	45,397.06	2,402.55	292,986.20
HN01	5356200000	Diesel	0	1,554,943.55	933,864.37	2,242.03	2,486,565.89
HN01	5356500000	Aceites y Grasas Lub	0	143,272.39	80,475.02	0	223,747.41
HN01	5358000000	Productos de Materia	0	596.38	276.96	84.27	789.07
HN01	5361000000	Productos Ferrosos	0	49,464.75	20,212.00	0	69,676.75
HN01	5363000000	Estructuras Metálica	0	7,022,981.00	997,151.00	267,740.00	7,752,392.00
HN01	5364000000	Herramientas Menores	0	109,012.97	31,404.50	0	140,417.47
HN01	5365000000	Mat de guerra y seg	0	13,166.77	20,086.18	0	33,252.95
HN01	5369300000	Gast X El Ferreteria	0	145,300.61	25,927.05	0	171,227.66
HN01	5371000000	Productos de Arcilla	0	15,050.00	0	0	15,050.00
HN01	5375000000	Cemento, Cal y Yeso	0	11,457.24	0	0	11,457.24
HN01	5391000000	Elementos de Limpiez	0	96,421.85	42,705.47	486.91	138,640.41
HN01	5392000000	Utiles de Escritorio	0	132,583.85	38,181.40	0	170,765.25
HN01	5393000000	Utiles y Materiales	0	9,879,473.41	22,635,754.79	211,307.49	32,303,920.71
HN01	5394000000	Utensilios de Cocina	0	33,288.11	925	0	34,213.11
HN01	5396000000	Repuestos y Acces	0	1,761,712.40	682,090.57	67,134.41	2,376,668.56
HN01	5397000000	CF ENERGIA TERMICA	0	1,897,615,425.79	2,414,299,195.61	1,338,443,387.08	2,973,471,234.32
HN01	5397200000	FACT. EXTERNA	0	175,938,472.78	37,081,304.20	42,363,919.12	170,655,857.86
HN01	5397310000	COMPRA DE ENERGIA	0	4.51	0	0	4.51
HN01	5397500000	FALLAS	0	778,623.03	0	0	778,623.03
HN01	5397600000	CARGOS POR SERVICIO	0	11,149,687.16	0	0	11,149,687.16
HN01	5397610000	SERVICIOS	0	9,164,943.00	0	0	9,164,943.00
HN01	5397620000	CARGOS	0	3,628,970.64	0	0	3,628,970.64
HN01	5397700000	COMPRA ENERGIA P/ODS	0	262,020,423.37	147,254,028.58	0	409,274,451.95
HN01	5397800000	CF ENERG RENOVABLE	0	2,110,248,143.34	2,352,549,153.41	1,448,233,482.39	3,014,563,814.36
HN01	5399100000	Gastos de Proyectos	0	3,089,464.95	8,237.61	3,294.75	3,094,407.81
HN01	5399200000	Gastos de Proyectos	0	90,319.50	0	0	90,319.50
HN01	5399600000	GASTOS FINANCIEROS	0	552,280.99	1,104,561.98	0	1,656,842.97
HN01	5429000000	Equipos para Electri	0	0	1,105,567.39	0	1,105,567.39
HN01	5472100000	Const Me b do Pub	0	0	6,903,637.57	0	6,903,637.57
HN01	5512310000	Gastos Diferencias R	0	-0.11	0.07	20.07	-20.11
HN01	5533100000	Transferencias y Don	0	8,219,426.00	20,536,391.37	6,959,592.46	21,796,224.91
HN01	5701030000	Diferencia en el Pre	0	30,998.83	195,200.72	0	226,199.55
HN01	5701060000	Ajuste por Impugnaci	0	24,213.42	0	0	24,213.42
HN01	5712130000	Intereses de Títulos	0	21,551,852.00	22,071,743.17	0	43,623,595.17
HN01	5712150000	Intereses de Títulos	0	178,556,875.01	88,741,770.83	0	267,298,645.84
HN01	5712151000	GTO.X INT. BONO 2020	0	137,743,875.00	68,457,937.50	0	206,201,812.50
HN01	5712170000	Intereses de Títulos	0	80,458,476.24	70,468,752.68	0	150,927,228.92
HN01	5712180000	Intereses de Títulos	0	0	635,356.05	0	635,356.05
HN01	5712190000	Intereses de Títulos	0	3,498,201.12	1,738,586.44	0	5,236,787.56
HN01	5712200000	Intereses por Prést	0	26,936,669.79	1,562,856.62	17,881,994.44	10,617,531.97
HN01	5712210000	Intereses de Títulos	0	36,750,000.00	16,333,333.33	0	53,083,333.33
HN01	5712230000	Gto.Amort.Descuento	0	0	1,412,820.67	0	1,412,820.67
HN01	5712240000	Gto.X Ints. BVGE2020	0	57,527,575.02	28,292,250.01	0	85,819,825.03
HN01	5712250000	Gto.X Ints. BVGE2021	0	23,218,210.26	11,609,105.13	0	34,827,315.39
HN01	5712260000	Gto.X Ints. BVGE2020	0	0	74,461.44	0	74,461.44
HN01	5712300000	Intereses por Prést	0	7,162,204.34	3,630,998.45	0	10,793,202.79
HN01	5712800000	Intereses por Prést	0	8,230,912.76	5,384,913.74	0	13,615,826.50
HN01	5712810000	Intereses de Títulos	0	544,595.30	266,225.31	0	810,820.61
HN01	5712820000	Intereses de Títulos	0	1,615.64	808.51	0	2,424.15
HN01	5732000000	Intereses de la Deud	0	35,240,248.15	17,358,600.65	0	52,598,848.80
HN01	5762000000	Perdida mod eXt	0	303,956,512.29	126,201.93	0	304,082,714.22
HN01	5762400000	Perd conv moneta	0	-10,153.49	0.01	0	-10,153.48
HN01	5762500000	Perd cam m EPR	0	0	1,581,897.81	0	1,581,897.81
HN01	5900041000	Prv para Cta de Dudo	0	331,209,792.37	959,268,824.06	959,268,824.06	331,209,792.37
HN01	5900042000	Prv para Cta de Dudo	0	514,579.74	261,299.88	261,299.88	514,579.74
HN01	5900043000	Prv para Cta de Dudo	0	57,269,693.10	39,664,157.27	39,664,157.27	57,269,693.10
HN01	5912100000	Deprec Edificios	0	1,016,543.77	507,868.96	0	1,524,412.73
HN01	5921100000	Depreci Mueble of	0	215,520.38	83,501.86	0	299,022.24
HN01	5921200000	Depreci Equipo of	0	115,154.47	33,470.45	0	148,624.92
HN01	5921300000	Depreci Mueble aloj	0	28,789.72	12,714.24	0	41,503.96
HN01	5921400000	Depreci Electrodom	0	27,152.14	10,960.69	0	38,112.83
HN01	5922700000	Depreci Maquinaria	0	93,882,353.64	46,821,178.76	0	140,703,532.40
HN01	5923400000	Depreci Equipo elev	0	3,643.20	1,821.60	0	5,464.80
HN01	5924200000	Depreci Equipo labor	0	2,686.48	1,343.24	0	4,029.72
HN01	5924300000	Depreci Equipo labor	0	70,662.68	31,043.91	0	101,706.59
HN01	5925100000	Depreci Equipo comun	0	17,939.22	7,906.26	0	25,845.48

EMPRESA NACIONAL DE ENERGIA ELECTRICA
BALANZA DE COMPROBACIÓN
SALDOS AL 31 DE MARZO DE 2022 (CIFRAS EXPRESADAS EN LEMPIRAS)

Soc.	Cta.mayor	Texto breve	Arrastre de saldos	Saldo per. anteriores	Periodo de Informe debe	Saldo Haber per. Inf.	Saldo acumulado
HN01	5925200000	Depreci Equipo Señal	0	8,390.87	4,195.49	0	12,586.36
HN01	5926000000	Depreci Equipo compu	0	907,802.52	449,108.38	0	1,356,910.90
HN01	5927100000	Depreci Muebles equi	0	6,163.86	3,076.84	0	9,240.70
HN01	5927200000	Depreci Equipo Recre	0	286.16	0	0	286.16
HN01	5928000000	Depreci Herra mayor	0	559,184.58	276,178.44	0	835,363.02
HN01	5962000000	Depreci Comp Port	0	24,377.75	14,380.33	0	38,758.08
HN01	7202010000	Garantia de Calidad	4,523,707.97	508,569.70	6,722,981.78	5,032,277.67	6,722,981.78
HN01	7202020000	Garantia de Calidad	14,667.09	125,696.07	516,020.96	140,363.16	516,020.96
HN01	7302010000	Garantia de Cumplimi	6,499,588,867.37	204,527.54	6,499,942,307.31	6,499,793,394.91	6,499,942,307.31
HN01	7302020000	Garantia de Cumplimi	1,050,058,847.51	52,197,458.39	610,703,281.03	1,102,256,305.90	610,703,281.03
HN01	7401010000	Dobre Deudas Prestam	244,412,744.71	0	0	0	244,412,744.71
HN01	7402010000	Sobre Deuda Prestamo	333,656,818.80	0	0	0	333,656,818.80
HN01	7405010000	Sobre Deuda RECO	25,458,493.28	305,170.34	152,585.17	0	25,916,248.79
HN01	7406010000	Dobre Deuda Prestamo	412,752,477.87	2,561,752.91	0	2,643,132.23	412,671,098.55
HN01	7407010000	Sobre Deuda BID 007	191,847,635.07	-1,377,779.91	0	1,871,323.37	188,598,531.79
HN01	7408010000	Sobre Deuda BCIE 203	594,540,740.07	0	0	0	594,540,740.07
HN01	7409010000	TERRENOS Inundables	380,605.55	0	0	0	380,605.55
HN01	7501010000	Depositos de Abonado	4,645,593.68	0	0	0	4,645,593.68
HN01	7502010000	Depositos de Abonado	412,413,343.48	0	0	0	412,413,343.48
HN01	7503010000	Depositos de Abonado	32,800,240.61	0	0	0	32,800,240.61
HN01	7601010000	DEMANDAS LABORALES	720,415,169.77	0	0	0	720,415,169.77
HN01	7601020000	Empresa Energia Hond	6,799,214,301.74	104,830,457.17	206,298,271.07	0	7,110,343,029.98
HN01	7601030000	DEMANDAS CIVILES Y C	8,754,462,574.11	0	0	0	8,754,462,574.11
HN01	7700010000	INCENT. MECER (SOLAR	364,805,576.08	0	0	0	364,805,576.08
HN01	7700020000	INCENT. LLANOS DEL S	155,716,225.58	0	0	0	155,716,225.58
HN01	7700030000	INCENT. GENERADORES	177,043,793.20	0	0	0	177,043,793.20
HN01	7700040000	INCENT. ENERBASA, SO	231,979,252.10	0	0	0	231,979,252.10
HN01	7700050000	INCENT. EMPRESA ENER	478,965,073.57	0	0	0	478,965,073.57
HN01	7700060000	INCENT. EMPRESA SERS	247,510,903.12	0	0	0	247,510,903.12
HN01	7700070000	INCENT. EMPRESA SERS	362,856,110.23	0	0	0	362,856,110.23
HN01	7700080000	INCENT. EMPRESA FOTE	245,361,757.06	0	0	0	245,361,757.06
HN01	7700090000	INCENT. EMPRESA ENER	658,846,106.79	0	0	0	658,846,106.79
HN01	7700100000	INCENT. PODERSSA	550,704,479.42	0	0	0	550,704,479.42
HN01	7700110000	INCENT. COMPAÑIA SOL	707,109,032.70	0	0	0	707,109,032.70
HN01	7700120000	INCENT. COMP. HONDUR	702,113,089.87	0	0	0	702,113,089.87
HN01	7800010000	INTERESES ELCOSA	15,419,150.41	0	0	0	15,419,150.41
HN01	7800020000	INTERESES EMCE CHOLO	90,538,111.92	0	0	0	90,538,111.92
HN01	7800030000	INTERESES EMCE CHOLO	22,373,476.14	0	0	0	22,373,476.14
HN01	7800040000	INTERESES LUFUSA I	6,131,806.66	0	0	0	6,131,806.66
HN01	7800050000	INTERESES LUFUSA II	130,505,653.58	0	0	0	130,505,653.58
HN01	7800060000	INTERESES LUFUSA III	212,629,925.74	0	0	0	212,629,925.74
HN01	7800070000	INTERESES ENERSA 200	282,983,202.92	0	0	0	282,983,202.92
HN01	7800080000	INTERESES ENERSA 30	22,507,857.46	0	0	0	22,507,857.46
HN01	7900010000	CUENTAS DE ORDEN POR	-31,747,287,413.23	-159,355,852.21	7,611,736,797.24	7,324,335,447.32	-31,619,241,915.52
HN01	9000000000	Carga inicial GL	-6,318,744,593.40	0	0	0	-6,318,744,593.40
HN01	9000000001	Carga inicial AP	6,391,196,694.57	0	0	0	6,391,196,694.57
HN01	9000000002	Carga inicial AR	-72,452,101.17	0	0	0	-72,452,101.17
HN01	Mon.	Arrastre de saldos	0	0	50,004,964,329.69	50,004,964,329.69	0

