



**Empresa Nacional
de Energía Eléctrica**

**Gerencia de Finanzas Corporativa
Departamento de Análisis y Programación Financiera**



MEMORANDO

DAPF-289-2022

**PARA : ABOG. LUIS FERNANDO CRUZ MUÑOZ
JEFE UNIDAD DE TRANSPARENCIA**

**DE : LIC. ANA LOURDES AGUILAR
JEFE DEPARTAMENTO DE ANALISIS Y PROGRAMACION
FINANCIERA**

ASUNTO : INFORMES DEUDA EXTERNA E INTERNA MARZO/2022

FECHA : 21 DE ABRIL DE 2022

En cumplimiento al Memorándum – Circular No. GG-229, adjunto remito los Informes Preliminares de la Situación de la Deuda al 31 de Marzo de 2022

- Movimiento del Servicio de la Deuda Externa en Moneda Contratada, US Dólares y Lempiras.
- Movimiento del Servicio de la Deuda Interna en Lempiras.
- Deuda Vencida y Pendiente de pago en US Dólares y Lempiras

Atentamente,



Archivo

AA/ELTg



Departamento de Análisis y Programación Financiera
CCG, Edificio Cuerpo Bajo C, 6to. Nivel
Tegucigalpa, M.D.C. Honduras C.A.



Tel.: (504) 22-352925
IP: 2932



aaguilarv@enee.hn

RESUMEN SERVICIO DEUDA VENCIDA PENDIENTE DE PAGO
AL 31 MARZO DEL 2022

(Cifras en Dolares)

| CONCEPTO | PRINCIPAL | INTERESES | INTERESES MORATORIOS | COMISIONES | TOTAL |
|--|-----------------------|-----------------------|----------------------|---------------------|-----------------------|
| PRESTAMOS DEUDA EXTERNA E INTERNA | | | | | |
| GENERACION | 153,884,204.97 | 59,995,192.77 | 3,176,133.34 | 2,399,966.17 | 219,455,497.26 |
| DISTRIBUCION | 10,458,049.01 | 62,768,282.15 | 149,603.05 | 12,601.85 | 73,388,536.06 |
| TRANSMISION | 42,353,176.95 | 12,827,300.35 | 206,604.88 | 836,961.77 | 56,224,043.96 |
| HOLDING | 7,500,000.00 | - | - | 1,148,437.50 | 8,648,437.50 |
| | 214,195,430.94 | 135,590,775.27 | 3,532,341.28 | 4,397,967.29 | 357,716,514.77 |
| TOTAL DEUDA EXTERNA E INTERNA | 214,195,430.94 | 135,590,775.27 | 3,532,341.28 | 4,397,967.29 | 357,716,514.77 |

ELABORADO POR:



HAROLD SHAMIR RIVERA
AUXILIAR CONTABLE
CONTABILIDAD


AUTORIZADO POR:



ANA LOURDES AGUILAR
JEFE DEPARTAMENTO DE ANALISIS
Y PROGRAMACION FINANCIERA



REVISADO POR:



EMMA L. TABORA
OFICIAL CONTABLE I
ANALISIS Y PROGRAMACION FINANCIERA

SERVICIO DEUDA VENCIDA Y PENDIENTE DE PAGO

AL 31 MARZO DEL 2022

(Cifras en Dolares)

| INSTITUCION FINANCIERA | NUMERO PRESTAMO | PRINCIPAL | INTERESES | INTERESES MORATORIOS | COMISIONES | TOTAL |
|----------------------------|-----------------|-------------------|-------------------|----------------------|------------|-------------------|
| DEUDA EXTERNA | | | | | | |
| GENERACION | | | | | | |
| SUIZA | CP V | - | - | - | - | - |
| SERV | CP VI | - | - | - | - | - |
| SERV | | | | | | |
| BNP | 240982 | 233,397.31 | 154,969.37 | - | - | 388,366.68 |
| Total Deuda Externa | | 233,397.31 | 154,969.37 | - | - | 388,366.68 |

| | | | | | | |
|---------------------------------|------------------------------|----------------------|----------------------|---------------------|---------------------|----------------------|
| DEUDA INTERNA | | | | | | |
| ERP | | | | | | |
| GENERACION | | | | | | |
| Multilaterales | | | | | | |
| IDA | 0116-HO | 1,515,694.14 | - | - | 62,522.38 | 1,578,216.52 |
| | 0989-HO | 8,700,000.00 | - | - | 1,011,375.00 | 9,711,375.00 |
| | 2417-HO | 3,721,564.45 | - | - | 1,053,959.95 | 4,775,524.40 |
| BID | 572/SF-HO | 31,700,866.63 | 3,981,335.61 | - | - | 35,682,202.24 |
| Sub-total Multilaterales | | 45,638,125.22 | 3,981,335.61 | - | 2,127,857.33 | 51,747,318.16 |
| Club de paris | | | | | | |
| Alemania | | | | | | |
| KFW | 197965593 | 4,125,712.46 | 581,435.77 | - | - | 4,707,148.23 |
| | 199165713 | 384,130.41 | 85,709.12 | - | - | 469,839.53 |
| | 199165614 - CP I | 46,402.40 | 1,585.41 | - | - | 47,987.81 |
| | 199365586 - CP II | 17,650.58 | 3,348.22 | - | - | 20,998.80 |
| | 199665969 - CP III | 7,523.00 | 2,300.01 | - | - | 9,823.01 |
| | 200065011 - CPV - T1 | 22,783.81 | 42,224.88 | - | - | 65,008.70 |
| | 200065011 - CP IV - T2 | 18.82 | 34.88 | - | - | 53.70 |
| | 200065011 - CP IV - T3 | 13,557.53 | 154.56 | - | - | 13,712.09 |
| | 200065011 - CP IV - T4 | 2,142.61 | 24.43 | - | - | 2,167.03 |
| | | 4,619,921.62 | 716,817.28 | - | - | 5,336,738.90 |
| HERMES | HERMES I | 534,670.72 | 37,100.21 | - | - | 571,770.92 |
| | HERMES CP II | 1,862,301.11 | 1,162,606.90 | - | - | 3,024,908.01 |
| | HERMES CP III | 202,419.90 | 151,736.80 | - | - | 354,156.70 |
| | HERMES CP IV | 2,883,848.54 | 3,605,542.60 | - | - | 6,489,391.14 |
| | HERMES 1era. Capital. CP IV | 48,589.12 | 60,748.74 | - | - | 109,337.86 |
| | HERMES 2da. Capital. CP IV | 210,989.02 | 23,261.54 | - | - | 234,250.57 |
| | HERMES 3ra. Capital. CP IV | 16,842.00 | 1,856.83 | - | - | 18,698.83 |
| | | 5,759,660.41 | 5,042,853.61 | - | - | 10,802,514.02 |
| FRANCIA | | | | | | |
| COFACE | CP I | 438,003.65 | 16,591.88 | - | - | 454,595.53 |
| | CP II | 3,713,008.83 | 1,301,033.25 | - | - | 5,014,042.08 |
| | CP IV | 2,845,600.84 | 2,294,429.76 | - | - | 5,140,030.59 |
| | CP IV - CAPITALIZACIÓN | 213,933.56 | 13,539.09 | - | - | 227,472.65 |
| | | 7,210,546.88 | 3,625,593.98 | - | - | 10,836,140.86 |
| ITALIA | | | | | | |
| SACE | HOND 1 (CP I) | 804,389.26 | 50,601.11 | - | - | 854,990.37 |
| | HOND 2 (CP II) | 6,642,502.86 | 506,026.49 | - | - | 7,148,529.35 |
| | HOND 3 (CP III) | 1,563,804.31 | 140,872.98 | - | - | 1,704,677.29 |
| | HOND 4 (CP IV) | 4,533,684.46 | 3,361,722.39 | - | - | 7,895,406.85 |
| | HOND 4 (CP IV 1era. CAPITAL) | 205,820.50 | 8,956.35 | - | - | 214,776.85 |
| | HOND 4 (CP IV 2da. CAPITAL) | 10,127.31 | 436.07 | - | - | 10,563.38 |
| | | 13,760,328.71 | 4,068,615.38 | - | - | 17,828,944.09 |
| JAPON | | | | | | |
| EXIMBANK-JAPON | R1 - (CP I) | 7,071,309.69 | 1,049,215.97 | 966,918.03 | - | 9,087,443.69 |
| | R2 - (CP II) | 7,458,490.32 | 1,535,635.05 | 185,797.36 | - | 9,179,922.74 |
| | R2 - (CP II - CAPITAL) | 480,707.78 | - | 11,796.70 | - | 492,504.48 |
| | R3 - (CP III) | 942,724.85 | 243,678.98 | 23,343.16 | - | 1,209,746.99 |
| | R3 - (CP III - CAPITAL) | 64,123.95 | - | 1,516.89 | - | 65,640.84 |
| | R4 - (CP IV 2,005 MM) | 4,903,735.64 | 6,176,217.42 | 37,039.19 | - | 11,116,992.25 |
| | R4 - (CP IV 201 MM) | 493,748.11 | 1,774,235.05 | 20,471.19 | - | 2,288,454.35 |
| | R4 - (CP IV 2da FASE) | 614,069.53 | 159,799.39 | 45,036.71 | - | 818,905.63 |
| | R4 - (CP IV 3era FASE) | 409,825.66 | - | - | - | 409,825.66 |
| | | 22,438,735.52 | 10,938,781.86 | 1,291,919.24 | - | 34,669,436.61 |
| JBIC | HO - P1 | 27,198,282.83 | 4,285,800.65 | 1,280,808.74 | - | 32,764,892.22 |
| | HO - R1 (CP I) | 6,058,861.31 | 1,065,987.94 | 222,320.04 | - | 7,347,169.29 |
| | HO - R2 (CP II) | 13,328,074.07 | 11,029,442.94 | 168,128.02 | - | 24,525,645.04 |



Empresa Nacional
de Energía Eléctrica

Gerencia de Finanzas Corporativa
Departamento de Análisis y Programación Financiera



HONDURAS
GOBIERNO DE LA REPÚBLICA

SERVICIO DEUDA VENCIDA Y PENDIENTE DE PAGO
AL 31 MARZO DEL 2022

(Cifras en Dolares)

| INSTITUCION FINANCIERA | NUMERO PRESTAMO | PRINCIPAL | INTERESES | INTERESES MORATORIOS | COMISIONES | TOTAL |
|---|--------------------------------------|----------------|---------------|----------------------|--------------|----------------|
| SUIZA SERV | HO - R3 (CP III) | 1,197,873.20 | 1,627,136.11 | 21,298.49 | - | 2,846,307.79 |
| | HO - R4 (CP IV) | 2,247,620.14 | 13,039,077.67 | 191,658.81 | - | 15,478,356.62 |
| | | 50,030,711.54 | 31,047,445.31 | 1,884,214.11 | - | 82,962,370.96 |
| | SERV - CP II | 2,141,995.81 | 71,934.03 | - | - | 2,213,929.83 |
| | SERV - CP III | 1,609,948.70 | 13,749.61 | - | - | 1,623,698.31 |
| | SERV - CP IV | 211,801.75 | 80,260.44 | - | - | 292,062.19 |
| | SERV - DIFERIMIENTO CP IV | 6,264.00 | 162.31 | - | - | 6,426.31 |
| | | 3,970,010.26 | 166,106.38 | - | - | 4,136,116.64 |
| Club de paris ESTADOS UNIDOS EXIMBANK-USA | R - 190 Q (CP II) | 34,927.12 | 17,026.95 | - | - | 51,954.07 |
| | R-244-Q (CP IV) | 172,015.65 | 233,775.54 | - | - | 405,791.19 |
| | R-244-R (CP IV CAPITALIZACIÓN) | 15,824.74 | 1,871.49 | - | - | 17,696.23 |
| | | 222,767.51 | 252,673.98 | - | - | 475,441.49 |
| Sub total - Club de Paris | | | | | | |
| Total Generacion - ERP | | 108,012,682.44 | 55,858,887.79 | 3,176,133.34 | - | 167,047,703.57 |
| | | 153,650,807.66 | 59,840,223.40 | 3,176,133.34 | 2,127,857.33 | 218,795,021.74 |
| DISTRIBUCION | | | | | | |
| <u>Multilaterales</u> | | | | | | |
| BID | 936/SF-HO | 6,962,450.94 | 2,853,024.93 | - | - | 9,815,475.87 |
| <u>Bilaterales</u> | | | | | | |
| FIV | Arreglo de Pagos N° I (REORG. DEUDA) | 229,930.97 | 13,795.86 | 149,603.05 | - | 393,329.88 |
| Total Distribucion - ERP | | 7,192,381.91 | 2,866,820.78 | 149,603.05 | - | 10,208,805.74 |
| TRANSMISION | | | | | | |
| <u>Multilaterales</u> | | | | | | |
| IDA | 0201-HO | 2,336,298.00 | - | - | 113,894.53 | 2,450,192.53 |
| <u>Club de paris</u> | | | | | | |
| <u>Alemania</u> | | | | | | |
| KFW | 199165614 - CP I | 46,402.40 | 1,585.41 | - | - | 47,987.81 |
| | 199365586 - CP II | 17,650.58 | 3,348.22 | - | - | 20,998.80 |
| | 199665969 - CP III | 7,523.00 | 2,300.01 | - | - | 9,823.01 |
| | 200065011 - CPV - T1 | 62,271.67 | 115,407.10 | - | - | 177,678.77 |
| | 200065011 - CPV - T2 | 138.01 | 255.77 | - | - | 393.78 |
| | 200065011 - CPV - T4 | 5,792.99 | 66.04 | - | - | 5,859.03 |
| | | 139,778.65 | 122,962.56 | - | - | 262,741.21 |
| <u>ESPAÑA</u> | | | | | | |
| ICO | 01039001.0 (150688) | 693,023.80 | 18,592.84 | - | - | 711,616.64 |
| | REPROGRAMACION 01039014.0 | 357,663.89 | - | - | - | 357,663.89 |
| | 01039014.0 | 3,155,526.36 | 416,416.81 | - | - | 3,571,943.17 |
| | 11039001.0 (CP I) | 178,667.34 | 8,840.93 | - | - | 187,508.27 |
| | 11039002.0 (CP II) | 3,855,126.76 | 1,112,664.08 | - | - | 4,967,790.84 |
| | 11039003.0 (CP III) | 1,348,206.01 | 695,183.70 | - | - | 2,043,389.71 |
| | 11039004.1 (CP V) | 11,768.38 | 288,001.24 | - | - | 299,769.62 |
| | | 9,599,982.55 | 2,539,699.60 | - | - | 12,139,682.14 |
| <u>CESCE</u> | | | | | | |
| | CP I | 165,056.49 | 4,584.38 | - | - | 169,640.87 |
| | CP II | 1,166,362.78 | 356,702.05 | - | - | 1,523,064.83 |
| | CP III | 706,252.90 | 6,179.36 | - | - | 712,432.26 |
| | CP IV | 37,066.73 | 1,817.85 | - | - | 38,884.57 |
| | CP IV - DIFERIMIENTO III FASE | 360,586.47 | 36,804.17 | - | - | 397,390.64 |
| | CP IV - REORG. DEUDA BBV,BEX | 3,577,740.25 | 200,098.41 | - | - | 3,777,838.66 |
| | CP IV - REORGANIZACIÓN DEUDA | 457,665.39 | 74,517.67 | - | - | 532,183.07 |
| | CP V - DIFER. DEUDA POST CUT | 2,242,321.97 | 186,665.52 | - | - | 2,428,987.49 |
| | CP VI - RESTRUCT. DEUDA | 4,571,343.36 | 625,347.86 | - | - | 5,196,691.22 |
| | | 13,284,396.34 | 1,482,717.27 | - | - | 14,777,113.61 |
| Sub total - Club de Paris | | 23,024,157.54 | 4,155,379.42 | - | - | 27,179,536.96 |
| <u>Bilaterales</u> | | | | | | |
| FIV | Arreglo de Pagos N° I (REORG. DEUDA) | 205,626.84 | 12,337.61 | 133,789.73 | - | 351,754.19 |
| | Arreglo de Pagos N° II (DÓLAR DEUDA) | 107,815.07 | 5,401.53 | 72,815.15 | - | 186,031.75 |
| Sub total - Bilaterales | | 313,441.91 | 17,739.14 | 206,604.88 | - | 537,785.93 |
| Total Transmision - ERP | | 25,673,897.45 | 4,173,118.56 | 206,604.88 | 113,894.53 | 30,167,515.43 |



Empresa Nacional
de Energía Eléctrica

Gerencia de Finanzas Corporativa
Departamento de Análisis y Programación Financiera



SERVICIO DEUDA VENCIDA Y PENDIENTE DE PAGO
AL 31 MARZO DEL 2022

(Cifras en Dolares)

| INSTITUCION FINANCIERA | NUMERO PRESTAMO | PRINCIPAL | INTERESES | INTERESES MORATORIOS | COMISIONES | TOTAL |
|---|--------------------------------------|-----------------------|-----------------------|----------------------|----------------------|-----------------------|
| Total Deuda Interna - ERP | | 186,517,087.02 | 66,880,162.75 | 3,532,341.28 | 2,241,751.86 | 259,171,342.91 |
| Deuda Interna Gobierno Central | | | | | | |
| GENERACION | | | | | | |
| CTA. JICA - CONV. SUBSIDIARIO | HO-P6 | - | - | - | 272,108.84 | 272,108.84 |
| Total - Generacion Gobierno Central | | - | - | - | 272,108.84 | 272,108.84 |
| DISTRIBUCION | | | | | | |
| Banco Central de Honduras | | | | | | |
| Bono Soberano 2017 | Prestamo Bono Soberano | - | 21,875,000.00 | - | 6,601.85 | 21,881,601.85 |
| Bono Soberano 2020 | Prestamo Bono Soberano | - | 33,750,000.00 | - | 6,000.00 | 33,756,000.00 |
| SEFIN - EXIMBANK CHINA | 6021583003 | - | 2,545,226.47 | - | - | 2,545,226.47 |
| CTA. BID - CONV. SUBSIDIARIO | 1584/SF-HO | 3,265,667.10 | 1,731,234.89 | - | - | 4,996,902.00 |
| Total Distribucion | | 3,265,667.10 | 59,901,461.37 | - | 12,601.85 | 63,179,730.32 |
| TRANSMISION | | | | | | |
| CUENTA FDO. DE CONTRAVALOR HONDURAS - ESPAÑA | | | | | | |
| ICO | 01039004.0 (030491) | 5,548,008.98 | 485,200.36 | - | - | 6,033,209.35 |
| | 11039004.2 (CP V - Consol. Diferida) | 3,148,126.61 | 219,363.21 | - | - | 3,367,489.83 |
| | 11039005.0 (CP VI) | 107,902.26 | 6,752.28 | - | - | 114,654.54 |
| | 01039014.0 | 450,789.48 | 153,794.35 | - | - | 604,583.83 |
| | | 9,254,827.34 | 865,110.21 | - | - | 10,119,937.54 |
| CTA. BID - CONV. SUBSIDIARIO | 2016/BLHO | 5,527,766.01 | 3,412,841.68 | - | - | 8,940,607.69 |
| | 3103/BL-HO | 1,337,583.32 | 2,889,405.50 | - | 70,880.58 | 4,297,869.40 |
| | 3435/BL-HO | 559,102.84 | 1,368,476.89 | - | 244,472.96 | 2,172,052.69 |
| | 4598/BL-HO | - | 118,347.51 | - | 407,263.05 | 525,610.56 |
| | 4599/SX-HO | - | - | - | 450.64 | 450.64 |
| | 7,424,452.17 | 7,789,071.58 | - | 723,067.23 | 15,936,590.99 | |
| Total - Transmisión Gobierno Central | | 16,679,279.51 | 8,654,181.79 | - | 723,067.23 | 26,056,528.53 |
| HOLDING | | | | | | |
| CTA. IDA - CONV. SUBSIDIARIO | 4536-HN | 7,500,000.00 | - | - | 1,148,437.50 | 8,648,437.50 |
| Total - Otros Gobierno Central | | 7,500,000.00 | - | - | 1,148,437.50 | 8,648,437.50 |
| Total Deuda Interna Gobierno Central | | 27,444,946.61 | 68,555,643.16 | - | 2,156,215.42 | 98,156,805.19 |
| Total General Deuda Interna | | 213,962,033.63 | 135,435,805.90 | 3,532,341.28 | 4,397,967.29 | 357,328,148.09 |
| TOTAL DEUDA EXTERNA E INTERNA | | 214,195,430.94 | 135,590,775.27 | 3,532,341.28 | 4,397,967.29 | 357,716,514.77 |

FILE: INFORMES MENSUALE MARZO/2022
BLT/

RESUMEN SERVICIO DEUDA VENCIDA PENDIENTE DE PAGO
AL 31 MARZO DEL 2022

(Cifras en Lempiras)

| CONCEPTO | PRINCIPAL | INTERESES | INTERESES MORATORIOS | COMISIONES | TOTAL |
|--|-------------------------|-------------------------|----------------------|-----------------------|-------------------------|
| PRESTAMOS DEUDA EXTERNA E INTERNA | | | | | |
| GENERACION | | | | | |
| DISTRIBUCION | 3,745,633,879.57 | 1,460,318,989.14 | 77,308,991.22 | 58,416,616.57 | 5,341,678,476.49 |
| TRANSMISION | 254,555,187.77 | 1,527,817,648.48 | 3,641,428.03 | 306,736.59 | 1,786,321,000.87 |
| HOLDING | 1,030,901,738.97 | 312,224,187.00 | 5,028,886.83 | 20,372,151.54 | 1,368,526,964.34 |
| | 182,554,500.00 | - | - | 27,953,857.81 | 210,508,157.81 |
| | 5,213,645,306.31 | 3,300,360,824.63 | 85,979,306.08 | 107,049,162.51 | 8,707,034,599.52 |
| TOTAL DEUDA EXTERNA E INTERNA | 5,213,645,306.31 | 3,300,360,824.63 | 85,979,306.08 | 107,049,162.51 | 8,707,034,599.52 |

ELABORADO POR:



HAROLD SHAMIR RIVERA
 AUXILIAR CONTABLE
 CONTABILIDAD

AUTORIZADO POR:


ANA LOURDES AGUILAR
 JEFE DEPARTAMENTO DE ANALISIS
 Y PROGRAMACION FINANCIERA



REVISADO POR:


EMMA L. TABORA
 OFICIAL CONTABLE I
 ANALISIS Y PROGRAMACION FINANCIERA

SERVICIO DEUDA VENCIDA Y PENDIENTE DE PAGO
AL 31 MARZO DEL 2022

(Cifras en Lempiras)

| INSTITUCION FINANCIERA | NUMERO PRESTAMO | PRINCIPAL | INTERESES | INTERESES MORATORIOS | COMISIONES | TOTAL |
|----------------------------|-----------------|---------------------|---------------------|----------------------|------------|---------------------|
| DEUDA EXTERNA | | | | | | |
| GENERACION | | | | | | |
| SUIZA | | | | | | |
| SERV | CP V | - | - | - | - | - |
| SERV | CP VI | - | - | - | - | - |
| BNP | 240982 | 5,681,030.56 | 3,772,047.45 | - | - | 9,453,078.01 |
| Total Deuda Externa | | 5,681,030.56 | 3,772,047.45 | - | - | 9,453,078.01 |

| INSTITUCION FINANCIERA | NUMERO PRESTAMO | PRINCIPAL | INTERESES | INTERESES MORATORIOS | COMISIONES | TOTAL |
|---------------------------------|------------------------------|-------------------------|-----------------------|----------------------|----------------------|-------------------------|
| DEUDA INTERNA | | | | | | |
| ERP | | | | | | |
| GENERACION | | | | | | |
| Multilaterales | | | | | | |
| IDA | 0116-HO | 36,892,904.78 | - | - | 1,521,832.13 | 38,414,736.92 |
| | 0989-HO | 211,763,220.00 | - | - | 24,617,474.33 | 236,380,694.33 |
| | 2417-HO | 90,585,111.61 | - | - | 25,654,017.68 | 116,239,129.29 |
| BID | 572/SF-HO | 771,618,114.35 | 96,908,097.61 | - | - | 868,526,211.96 |
| Sub-total Multilaterales | | 1,110,859,350.74 | 96,908,097.61 | - | 51,793,324.14 | 1,259,560,772.49 |
| Club de paris | | | | | | |
| Alemania | | | | | | |
| KFW | 197965593 | 100,422,316.76 | 14,152,495.48 | - | - | 114,574,812.24 |
| | 199165713 | 9,349,964.61 | 2,086,211.39 | - | - | 11,436,176.01 |
| | 199165614 - CP I | 1,129,462.26 | 38,589.78 | - | - | 1,168,052.03 |
| | 199365586 - CP II | 429,625.71 | 81,497.70 | - | - | 511,123.42 |
| | 199665969 - CP III | 183,114.33 | 55,983.64 | - | - | 239,097.97 |
| | 20065011 - CPV - T1 | 554,571.71 | 1,027,779.01 | - | - | 1,582,350.71 |
| | 20065011 - CPV - T2 | 458.08 | 848.96 | - | - | 1,307.03 |
| | 20065011 - CPV - T3 | 329,998.35 | 3,762.09 | - | - | 333,760.44 |
| | 20065011 - CPV - T4 | 52,152.37 | 594.55 | - | - | 52,746.92 |
| | | 112,451,664.17 | 17,447,762.60 | - | - | 129,899,426.77 |
| HERMES | HERMES I | 13,014,206.01 | 903,041.26 | - | - | 13,917,247.27 |
| | HERMES CP II | 45,329,526.37 | 28,298,549.43 | - | - | 73,628,075.80 |
| | HERMES CP III | 4,927,021.72 | 3,693,364.80 | - | - | 8,620,386.52 |
| | HERMES CP IV | 70,194,603.82 | 87,761,070.21 | - | - | 157,955,674.02 |
| | HERMES 1era. Capital. CP IV | 1,182,688.40 | 1,478,660.70 | - | - | 2,661,349.11 |
| | HERMES 2da. Capital. CP IV | 5,135,599.45 | 566,199.89 | - | - | 5,701,799.34 |
| | HERMES 3ra. Capital. CP IV | 409,944.29 | 45,196.39 | - | - | 455,140.68 |
| | | 140,193,590.06 | 122,746,082.68 | - | - | 262,939,672.74 |
| FRANCIA | | | | | | |
| COFACE | CP I | 10,661,271.70 | 403,856.34 | - | - | 11,065,128.03 |
| | CP II | 90,376,862.73 | 31,667,929.88 | - | - | 122,044,792.62 |
| | CP IV | 69,263,631.75 | 55,847,796.92 | - | - | 125,111,428.67 |
| | CP IV - CAPITALIZACIÓN | 5,207,271.15 | 329,549.63 | - | - | 5,536,820.78 |
| | | 175,509,037.34 | 88,249,132.77 | - | - | 263,758,170.10 |
| ITALIA | | | | | | |
| SACE | HOND 1 (CP I) | 19,579,317.29 | 1,231,661.43 | - | - | 20,810,978.72 |
| | HOND 2 (CP II) | 161,682,505.10 | 12,316,988.46 | - | - | 173,999,493.56 |
| | HOND 3 (CP III) | 38,063,935.21 | 3,428,932.74 | - | - | 41,492,867.95 |
| | HOND 4 (CP IV) | 110,352,600.03 | 81,826,339.99 | - | - | 192,178,940.03 |
| | HOND 4 (CP IV 1era. CAPITAL) | 5,009,794.46 | 218,002.81 | - | - | 5,227,797.28 |
| | HOND 4 (CP IV 2da. CAPITAL) | 246,504.80 | 10,614.17 | - | - | 257,118.97 |
| | | 334,934,656.91 | 99,032,539.60 | - | - | 433,967,196.50 |
| JAPON | | | | | | |
| EXIMBANK-JAPON | R1 - (CP I) | 172,119,920.61 | 25,538,546.22 | 23,535,364.95 | - | 221,193,831.77 |
| | R2 - (CP II) | 181,544,129.51 | 37,378,278.57 | 4,522,419.25 | - | 223,444,827.34 |
| | R2 - (CP II - CAPITAL) | 11,700,715.74 | - | 287,138.80 | - | 11,987,854.53 |
| | R3 - (CP III) | 22,946,488.49 | 5,931,292.62 | 568,186.57 | - | 29,445,967.68 |
| | R3 - (CP III - CAPITAL) | 1,560,815.36 | - | 36,921.99 | - | 1,597,737.35 |
| | R4 - (CP IV 2,005 MM) | 119,359,867.71 | 150,332,837.71 | 901,556.15 | - | 270,594,261.58 |
| | R4 - (CP IV 201 MM) | 12,018,125.15 | 43,185,945.63 | 498,281.08 | - | 55,702,351.86 |
| | R4 - (CP IV 2da FASE) | 14,946,820.77 | 3,889,613.04 | 1,096,220.57 | - | 19,932,654.37 |
| | R4 - (CP IV 3era FASE) | 9,975,402.38 | - | - | - | 9,975,402.38 |
| | | 546,172,285.72 | 266,256,513.80 | 31,446,089.35 | - | 843,874,888.87 |
| JBIC | | | | | | |
| | HO - P1 | 662,022,523.01 | 104,318,959.24 | 31,175,653.23 | - | 797,517,135.48 |
| | HO - R1 (CP I) | 147,476,319.54 | 25,946,786.12 | 5,411,403.26 | - | 178,834,508.93 |
| | HO - R2 (CP II) | 324,413,319.83 | 268,463,258.93 | 4,092,336.89 | - | 596,968,915.64 |



Empresa Nacional
de Energía Eléctrica

Gerencia de Finanzas Corporativa
Departamento de Análisis y Programación Financiera



SERVICIO DEUDA VENCIDA Y PENDIENTE DE PAGO
AL 31 MARZO DEL 2022

(Cifras en Lempiras)

| INSTITUCION FINANCIERA | NUMERO PRESTAMO | PRINCIPAL | INTERESES | INTERESES MORATORIOS | COMISIONES | TOTAL |
|----------------------------------|--------------------------------------|-------------------------|-------------------------|----------------------|----------------------|-------------------------|
| SUIZA SERV | HO - R3 (CP III) | 29,156,952.33 | 39,605,469.08 | 518,418.08 | - | 69,280,839.49 |
| | HO - R4 (CP IV) | 54,708,422.70 | 317,378,973.96 | 4,665,090.40 | - | 376,752,487.06 |
| | | 1,217,777,537.41 | 755,713,447.33 | 45,862,901.86 | - | 2,019,353,886.61 |
| | SERV - CP II | 52,137,463.09 | 1,750,917.36 | - | - | 53,888,380.45 |
| | SERV - CP III | 39,187,117.30 | 334,673.69 | - | - | 39,521,790.99 |
| | SERV - CP IV | 5,155,381.72 | 1,953,587.29 | - | - | 7,108,969.01 |
| SERV - DIFERIMIENTO CPV | 152,469.64 | 3,950.67 | - | - | 156,420.31 | |
| | 96,632,431.75 | 4,043,129.01 | - | - | 100,675,560.76 | |
| Club de paris | | | | | | |
| ESTADOS UNIDOS EXIMBANK-USA | R - 190 Q (CP II) | 850,147.06 | 414,446.28 | - | - | 1,264,593.33 |
| | R-244-Q (CP IV) | 4,186,964.18 | 5,690,236.83 | - | - | 9,877,201.01 |
| | R-244-R (CP IV CAPITALIZACIÓN) | 385,183.67 | 45,553.20 | - | - | 430,736.87 |
| | | 5,422,294.91 | 6,150,236.31 | - | - | 11,572,531.21 |
| Sub total - Club de Paris | | 2,629,093,498.26 | 1,359,638,844.09 | 77,308,991.22 | - | 4,066,041,333.56 |
| Total Generacion - ERP | | 3,739,952,849.00 | 1,456,546,941.70 | 77,308,991.22 | 51,793,324.14 | 5,325,602,106.05 |
| DISTRIBUCION | | | | | | |
| Multilaterales | | | | | | |
| BID | 936/5F-HO | 169,470,233.32 | 69,444,338.52 | - | - | 238,914,571.84 |
| Bilaterales | | | | | | |
| FIV | Arreglo de Pagos N° I (REORG. DEUDA) | 5,596,657.73 | 335,799.44 | 3,641,428.03 | - | 9,573,885.21 |
| Total Distribucion - ERP | | 175,066,891.06 | 69,780,137.96 | 3,641,428.03 | - | 248,488,457.05 |
| TRANSMISION | | | | | | |
| Multilaterales | | | | | | |
| IDA | 0201-HO | 56,866,895.10 | - | - | 2,772,261.27 | 59,639,156.37 |
| Club de paris | | | | | | |
| Alemania KFW | 199165614 - CP I | 1,129,462.26 | 38,589.78 | - | - | 1,168,052.03 |
| | 199365586 - CP II | 429,625.71 | 81,497.70 | - | - | 511,123.42 |
| | 199665969 - CP III | 183,114.33 | 55,983.64 | - | - | 239,097.97 |
| | 200065011 - CPV - T1 | 1,515,729.78 | 2,809,078.14 | - | - | 4,324,807.93 |
| | 200065011 - CPV - T2 | 3,359.22 | 6,225.67 | - | - | 9,584.89 |
| | 200065011 - CPV - T4 | 141,004.90 | 1,607.50 | - | - | 142,612.41 |
| | | 3,402,296.20 | 2,992,982.44 | - | - | 6,395,278.64 |
| ESPAÑA ICO | 01039001.0 (150688) | 16,868,615.21 | 452,560.88 | - | - | 17,321,176.09 |
| | REPROGRAMACION 01039014.0 | 8,705,753.66 | - | - | - | 8,705,753.66 |
| | 01039014.0 | 76,807,404.92 | 10,135,834.89 | - | - | 86,943,239.80 |
| | 11039001.0 (CP I) | 4,348,870.32 | 215,193.59 | - | - | 4,564,063.90 |
| | 11039002.0 (CP II) | 93,836,098.46 | 27,082,911.26 | - | - | 120,919,009.73 |
| | 11039003.0 (CP III) | 32,816,143.15 | 16,921,188.42 | - | - | 49,737,331.58 |
| | 11039004.1 (CP V) | 286,449.42 | 7,010,122.95 | - | - | 7,296,572.37 |
| | | 233,669,335.15 | 61,817,811.98 | - | - | 295,487,147.13 |
| CESCE | CP I | 4,017,573.98 | 111,586.58 | - | - | 4,129,160.56 |
| | CP II | 28,389,969.83 | 8,682,341.95 | - | - | 37,072,311.77 |
| | CP III | 17,190,619.45 | 150,409.24 | - | - | 17,341,028.69 |
| | CP IV | 902,226.38 | 44,247.45 | - | - | 946,473.82 |
| | CP IV - DIFERIMIENTO III FASE | 8,776,891.03 | 895,835.56 | - | - | 9,672,726.60 |
| | CP IV - REORG. DEUDA BBV,BEX | 87,084,344.22 | 4,870,515.46 | - | - | 91,954,859.68 |
| | CP IV - REORGANIZACIÓN DEUDA | 11,139,850.29 | 1,813,804.85 | - | - | 12,953,655.14 |
| | CP V - DIFER. DEUDA POST CUT | 54,579,462.20 | 4,543,550.72 | - | - | 59,123,012.92 |
| | CP VI - RESTRUCT. DEUDA | 111,269,240.29 | 15,221,342.10 | - | - | 126,490,582.39 |
| | | 323,350,177.67 | 36,333,633.91 | - | - | 359,683,811.57 |
| Sub total - Club de Paris | | 560,421,809.02 | 101,144,428.33 | - | - | 661,566,237.35 |
| Bilaterales | | | | | | |
| FIV | Arreglo de Pagos N° I (REORG. DEUDA) | 5,005,080.73 | 300,304.82 | 3,256,522.40 | - | 8,561,907.95 |
| | Arreglo de Pagos N° II (DÓLAR DEUDA) | 2,624,283.40 | 131,476.51 | 1,772,364.43 | - | 4,528,124.35 |
| Sub total - Bilaterales | | 7,629,364.13 | 431,781.34 | 5,028,886.83 | - | 13,090,032.30 |
| Total Transmision - ERP | | 624,918,068.25 | 101,576,209.67 | 5,028,886.83 | 2,772,261.27 | 794,295,426.02 |



Empresa Nacional
de Energía Eléctrica

Gerencia de Finanzas Corporativa
Departamento de Análisis y Programación Financiera



SERVICIO DEUDA VENCIDA Y PENDIENTE DE PAGO
AL 31 MARZO DEL 2022

(Cifras en Lempiras)

| INSTITUCION FINANCIERA | NUMERO PRESTAMO | PRINCIPAL | INTERESES | INTERESES MORATORIOS | COMISIONES | TOTAL |
|---|--------------------------------------|-------------------------|-------------------------|----------------------|-----------------------|-------------------------|
| Total Deuda Interna - ERP | | 4,539,937,808.31 | 1,627,903,289.33 | 85,979,306.08 | 54,565,585.41 | 6,308,385,989.13 |
| Deuda Interna Gobierno Central | | | | | | |
| GENERACION | | | | | | |
| CTA. JICA - CONV. SUBSIDIARIO | HO-P6 | - | - | - | 6,623,292.43 | 6,623,292.43 |
| Total - Generacion Gobierno Central | | - | - | - | 6,623,292.43 | 6,623,292.43 |
| DISTRIBUCION | | | | | | |
| Banco Central de Honduras | | | | | | |
| Bono Soberano 2017 | Prestamo Bono Soberano | - | 532,450,625.00 | - | 160,692.99 | 532,611,317.99 |
| Bono Soberano 2020 | Prestamo Bono Soberano | - | 821,495,250.00 | - | 146,043.60 | 821,641,293.60 |
| SEFIN - EXIMBANK CHINA | 6021583003 | - | 61,952,339.49 | - | - | 61,952,339.49 |
| CTA. BID - CONV. SUBSIDIARIO | 1584/SF-HO | 79,488,296.71 | 42,139,296.03 | - | - | 121,627,592.74 |
| Total Distribucion | | 79,488,296.71 | 1,458,037,510.52 | - | 306,736.59 | 1,537,832,543.82 |
| TRANSMISION | | | | | | |
| CUENTA FDO. DE CONTRAVALOR HONDURAS - ESPAÑA | | | | | | |
| ICO | 01039004.0 (030491) | 135,041,867.45 | 11,810,067.94 | - | - | 146,851,935.39 |
| | 11039004.2 (CP V - Consol. Diferida) | 76,627,290.66 | 5,339,432.21 | - | - | 81,966,722.88 |
| | 11039005.0 (CP VI) | 2,626,405.70 | 164,354.61 | - | - | 2,790,760.32 |
| | 01039014.0 | 10,972,486.42 | 3,743,446.76 | - | - | 14,715,933.17 |
| | | 225,268,050.24 | 21,057,301.52 | - | - | 246,325,351.76 |
| CTA. BID - CONV. SUBSIDIARIO | 2016/BLHO | 134,549,141.34 | 83,070,614.16 | - | - | 217,619,755.51 |
| | 3103/BL-HO | 32,557,580.56 | 70,329,863.55 | - | 1,725,275.89 | 104,612,720.01 |
| | 3435/BL-HO | 13,608,898.59 | 33,309,548.69 | - | 5,950,618.53 | 52,869,065.81 |
| | 4598/BL-HO | - | 2,880,649.40 | - | 9,913,026.99 | 12,793,676.40 |
| | 4599/SX-HO | - | - | - | 10,968.85 | 10,968.85 |
| | | 180,715,620.49 | 189,590,675.81 | - | 17,599,890.27 | 387,906,186.57 |
| Total - Transmisión Gobierno Central | | 405,983,670.73 | 210,647,977.33 | - | 17,599,890.27 | 634,231,538.32 |
| HOLDING | | | | | | |
| CTA. IDA - CONV. SUBSIDIARIO | 4536-HN | 182,554,500.00 | - | - | 27,953,657.81 | 210,508,157.81 |
| Total - Otros Gobierno Central | | 182,554,500.00 | - | - | 27,953,657.81 | 210,508,157.81 |
| Total Deuda Interna Gobierno Central | | 668,026,467.43 | 1,668,685,487.85 | - | 52,483,577.10 | 2,389,195,532.39 |
| Total General Deuda Interna | | 5,207,964,275.74 | 3,296,588,777.18 | 85,979,306.08 | 107,049,162.51 | 8,697,581,521.51 |
| TOTAL DEUDA EXTERNA E INTERNA | | 5,213,645,306.31 | 3,300,360,824.63 | 85,979,306.08 | 107,049,162.51 | 8,707,034,599.52 |

FILE: INFORMES MENSUALE MARZO/2022

ELT/



**Empresa Nacional
de Energía Eléctrica**

**Gerencia de Finanzas Corporativa
Departamento de Análisis y Programación Financiera**



**RESUMEN MOVIMIENTO DEL SERVICIO DE LA DEUDA EXTERNA
AL 31 DE MARZO DE 2022**

| INSTITUCION FINANCIERA | MDA | 28.02.2022 | DESEMBOLSOS | SERVICIO DE LA DEUDA PAGADA | | | | SALDO AL 31.03.2022 SIN REVALUACION | REVALUACION | SALDO AL 31.03.2022 REVALUADO |
|----------------------------|-----|-------------------------|-------------|-----------------------------|-------------------|----------|---------------------|--|------------------------|----------------------------------|
| | | | | PRINCIPAL | INTERESES | COMISION | TOTAL | | | |
| GENERACION | LPS | 4,928,725,620.58 | - | 1,075,503.45 | 956,997.03 | - | 2,032,500.48 | 4,927,650,117.14 | (31,154,652.36) | 4,896,495,464.77 |
| TOTAL DEUDA EXTERNA | | 4,928,725,620.58 | - | 1,075,503.45 | 956,997.03 | - | 2,032,500.48 | 4,927,650,117.14 | (31,154,652.36) | 4,896,495,464.77 |

FILE: REVALUACION MENSUAL 2022-MARZO

ELABORADO POR:

HAROLD SHAMIR RIVERA
AUXILIAR CONTABLE
CONTABILIDAD

AUTORIZADO POR:

ANA LOURDES AGUILAR
JEFE DEPARTAMENTO DE ANALISIS
Y PROGRAMACION FINANCIERA

REVISADO POR:

EMMA L. TABORA
OFICIAL CONTABLE I
ANALISIS Y PROGRAMACION FINANCIERA



**Empresa Nacional
de Energía Eléctrica**

**Gerencia de Finanzas Corporativa
Departamento de Análisis y Programación Financiera**



HONDURAS
CONSEJO DE LA REPÚBLICA

**MOVIMIENTO DEL SERVICIO DE LA DEUDA EXTERNA
AL 31 DE MARZO DE 2022**

| INSTITUCION FINANCIERA | REFERENCIA DE PRESTAMO | MDA | 28.02.2022 | DESEMBOLSOS | SERVICIO DE LA DEUDA PAGADA | | | | SALDO AL 31.03.2022 |
|---|-------------------------------------|--------|----------------|-------------|-----------------------------|-----------|----------|-----------|---------------------|
| | REFERENCIA DE PRESTAMO | MONEDA | | DESEMBOLSO | PRINCIPAL | INTERESES | COMISION | TOTAL | |
| GENERACION | | | | | | | | | |
| BCA. COMERC. EXTERNA | | | | | | | | | |
| B.N.P. | 240982 | USD | 233,397.34 | | | | | - | 233,397.34 |
| INDUSTRIAL AND COMMERCIAL BANK OF CHINA | LINEA DE CREDITO USD 297,719,934.10 | USD | 199,131,188.69 | - | | | | - | 199,131,188.69 |
| CLUB DE PARIS | | | | | | | | | |
| SUIZA SERV | CP V | CHF | 105,197.42 | | 5,744.24 | 265.92 | - | 6,010.16 | 99,453.18 |
| SERV | CP VI | CHF | 1,598,829.11 | | 35,432.15 | 36,373.37 | - | 71,805.52 | 1,563,396.96 |

FILE: REVALUACION MENSUAL 2022-MARZO

LG/ELT



Empresa Nacional
de Energía Eléctrica

Gerencia de Finanzas Corporativa
Departamento de Análisis y Programación Financiera



HONDURAS
GOBIERNO DE LA REPUBLICA

MOVIMIENTO DEL SERVICIO DE LA DEUDA EXTERNA
AL 31 DE MARZO DE 2022

| INSTITUCION FINANCIERA | REFERENCIA DE PRESTAMO | MDA MONEDA | 28.02.2022 | DESEMBOLSOS | SERVICIO DE LA DEUDA PAGADA | | | | SALDO AL 31.03.2022 SIN REVALUACION | REVALUACION | SALDO AL 31.03.2022 REVALUADO |
|--|--|---------------|-----------------------|-------------|-----------------------------|------------------|----------|------------------|--|-----------------|----------------------------------|
| | | | | | PRINCIPAL | INTERESES | COMISION | TOTAL | | | |
| GENERACION | | | | | | | | | | | |
| BCA. COMERC. EXTERNA | | | | | | | | | | | |
| B.N.P. | 240982 | USD | 233,397.34 | | | | | - | 233,397.34 | - | 233,397.34 |
| INDUSTRIAL AND COMMERCIAL BANK OF CHINA | LINEA DE CREDITO USD 297,719,934.10 | USD | 199,131,188.69 | - | - | - | - | - | 199,131,188.69 | - | 199,131,188.69 |
| CLUB DE PARIS SUIZA SERV | CP V | USD | 113,383.72 | | 6,163.35 | 285.32 | - | 6,448.67 | 107,220.38 | 506.20 | 107,726.58 |
| SERV | CP VI | USD | 1,723,247.59 | | 38,017.33 | 39,027.22 | - | 77,044.55 | 1,685,230.26 | 8,223.99 | 1,693,454.25 |
| TOTAL DEUDA EXTERNA | | | 201,201,217.34 | - | 44,180.68 | 39,312.54 | - | 83,493.22 | 201,157,036.66 | 8,730.19 | 201,165,766.86 |

FILE: REVALUACION MENSUAL 2022-MARZO

LG/ELT



Empresa Nacional
de Energía Eléctrica

Gerencia de Finanzas Corporativa
Departamento de Análisis y Programación Financiera



HONDURAS
GOBIERNO DE LA REPUBLICA

MOVIMIENTO DEL SERVICIO DE LA DEUDA EXTERNA
AL 31 DE MARZO DE 2022

| INSTITUCION FINANCIERA | REFERENCIA DE PRESTAMO | MDA | 28.02.2022 | DESEMBOLSOS | SERVICIO DE LA DEUDA PAGADA | | | | SALDO AL 31.03.2022 SIN REVALUACION | REVALUACION | SALDO AL 31.03.2022 REVALUADO |
|--|--|-----|-------------------------|-------------|-----------------------------|-------------------|----------|---------------------|--|------------------------|----------------------------------|
| | | | | | PRINCIPAL | INTERESES | COMISION | TOTAL | | | |
| GENERACION | | | | | | | | | | | |
| BCA. COMERC. EXTERNA | | | | | | | | | | | |
| B.N.P. | 240982 | LPS | 5,717,417.94 | | | | | - | 5,717,417.94 | (36,386.65) | 5,681,031.29 |
| INDUSTRIAL AND COMMERCIAL BANK OF CHINA | LINEA DE CREDITO USD 297,719,934.10 | LPS | 4,878,017,163.74 | - | - | - | - | - | 4,878,017,163.74 | (31,044,552.32) | 4,846,972,611.43 |
| CLUB DE PARIS | | | | | | | | | | | |
| SUIZA SERV | CP V | LPS | 2,777,504.42 | | 150,036.22 | 6,945.68 | - | 156,981.90 | 2,627,468.20 | (5,338.57) | 2,622,129.63 |
| SERV | CP VI | LPS | 42,213,534.48 | | 925,467.23 | 950,051.35 | - | 1,875,518.58 | 41,288,067.25 | (68,374.83) | 41,219,692.42 |
| TOTAL DEUDA EXTERNA | | | 4,928,725,620.58 | - | 1,075,503.45 | 956,997.03 | - | 2,032,500.48 | 4,927,650,117.14 | (31,154,652.36) | 4,896,495,464.77 |

FILE: REVALUACION MENSUAL 2022-MARZO

LG/ELT

RESUMEN MOVIMIENTO SERVICIO DEUDA INTERNA MARZO DEL 2022

(CIFRAS EN LEMPIRAS)

| INSTITUCION FINANCIERA | REFERENCIA PRÉSTAMO | TASA DE INTERES | 28.02.2021 | DESEMBOLSOS | SERVICIO DEUDA PAGADO | | | | 31.03.2022 | REVALUACION | 31.03.2022 |
|------------------------|---------------------|-----------------|--------------------------|-------------|-----------------------|-----------------------|---------------------|-----------------------|--------------------------|-------------------------|--------------------------|
| | | | | | PRINCIPAL | INTERESES | COMISION | TOTAL | SIN REVALUACION | | REVALUADO |
| DEUDA INTERNA | | | | | | | | | | | |
| GENERACION | | | 5,875,104,389.92 | - | - | - | - | - | 5,875,104,389.92 | (41,375,435.34) | 5,833,728,954.58 |
| DISTRIBUCION | | | 49,779,108,599.84 | - | 2,222,811.67 | 124,547,400.65 | 5,556,882.92 | 132,327,095.24 | 49,776,885,788.17 | (190,459,557.15) | 49,586,426,231.02 |
| TRANSMISION | | | 4,230,250,778.35 | - | - | - | - | - | 4,230,250,778.35 | (26,922,054.02) | 4,203,328,724.33 |
| HOLDING | | | 612,412,500.00 | - | - | - | - | - | 612,412,500.00 | (3,897,500.00) | 608,515,000.00 |
| GRAN TOTAL | | | 60,496,876,268.11 | - | 2,222,811.67 | 124,547,400.65 | 5,556,882.92 | 132,327,095.24 | 60,494,653,456.44 | (262,654,546.51) | 60,231,998,909.93 |

ELABORADO POR:



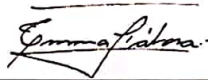
HAROLD SHAMIR RIVERA
AUXILIAR CONTABLE
CONTABILIDAD

AUTORIZADO POR:




ANA LOURDES AGUILAR
JEFE DEPARTAMENTO DE ANALISIS
Y PROGRAMACION FINANCIERA

REVISADO POR:



EMMA L. TABORA
OFICIAL CONTABLE I
ANALISIS Y PROGRAMACION FINANCIERA



Empresa Nacional
de Energía Eléctrica

Gerencia de Finanzas Corporativa
Departamento de Análisis y Programación Financiera



HONDURAS
GOBIERNO DE LA REPÚBLICA

MOVIMIENTO SERVICIO DEUDA INTERNA MARZO DEL 2022

(CIFRAS EN LEMPIRAS)

| INSTITUCION FINANCIERA | REFERENCIA PRÉSTAMO | TASA DE INTERES | 28.02.2021 | DESEMBOLSOS | SERVICIO DEUDA PAGADO | | | | 31.03.2022 | REVALUACION | 31.03.2022 |
|--------------------------|---------------------------------|-----------------|-------------------------|-------------|-----------------------|------------|------------|------------------|-------------------------|------------------------|-------------------------|
| | | | | | PRINCIPAL | INTERESES | COMISION | TOTAL | SIN REVALUACION | | REVALUADO |
| DEUDA INTERNA | | | | | | | | | | | |
| GENERACION | | | | | | | | | | | |
| BCO.CENTRAL DE HONDURAS | | | | | | | | | | | |
| FONDO - ERP | CLUB DE PARIS | VARIABLE | 4,367,536,594.81 | - | - | - | - | - | 4,367,536,594.81 | (27,795,764.91) | 4,339,740,829.90 |
| | MULTILATERALES | VARIABLE | 1,433,756,276.16 | - | - | - | - | - | 1,433,756,276.16 | (9,124,675.09) | 1,424,631,601.07 |
| CONV. SUBSIDIARIO - JICA | HO-P6 | 0.3% | 73,811,518.94 | - | - | - | - | - | 73,811,518.94 | (4,454,995.34) | 69,356,523.60 |
| | | 0.01% | - | - | - | - | - | - | - | - | - |
| TOTAL GENERACION | | | 5,875,104,389.92 | - | - | - | - | - | 5,875,104,389.92 | (41,375,435.34) | 5,833,728,954.58 |
| DISTRIBUCION | | | | | | | | | | | |
| GOBIERNO CENTRAL | | | | | | | | | | | |
| FONDO - ERP | | | | | | | | | | | |
| | MULTILATERALES | | 323,244,112.97 | - | - | - | - | - | 323,244,112.97 | (2,057,181.93) | 321,186,931.04 |
| | BILATERALES | | 5,632,503.63 | - | - | - | - | - | 5,632,503.63 | (35,846.24) | 5,596,657.39 |
| GOBIERNO CENTRAL | | | | | | | | | | | |
| Gobierno Central | | | | | | | | | | | |
| | Ptamo Temporal | | 4,553,496,299.16 | - | - | - | - | - | 4,553,496,299.16 | - | 4,553,496,299.16 |
| | Bono Soberano | | 12,402,356,738.05 | - | - | - | - | - | 12,402,356,738.05 | (78,930,762.17) | 12,323,425,975.88 |
| | Bono Soberano 2020 | | 14,660,176,709.63 | - | - | - | - | - | 14,660,176,709.63 | (93,299,922.40) | 14,566,876,787.23 |
| | Sefin-Eximbank China | | 1,810,057,216.62 | - | - | - | - | - | 1,810,057,216.62 | (11,519,519.93) | 1,798,537,696.68 |
| EEH | | | | | | | | | | | |
| EEH | Reembolso de Inversiones 2° Año | 7.2% | 339,234,888.30 | - | - | - | - | - | 339,234,888.30 | (2,158,950.02) | 337,075,938.28 |
| Banca Privada | | | | | | | | | | | |
| Banco Ficohsa | | | | | | | | | | | |
| | Sindicado I | 10.00% | 42,126.67 | - | - | - | - | - | 42,126.67 | - | 42,126.67 |
| | Sindicado II | 10.00% | 1,960,000,000.00 | - | - | - | - | - | 1,960,000,000.00 | - | 1,960,000,000.00 |
| Bonos RBCP - 2016 | | | | | | | | | | | |
| | ISIN HNENEE 000835 | 6.0% | 1,215,330,000.00 | - | - | 506,387.50 | 506,387.50 | 1,215,330,000.00 | - | - | 1,215,330,000.00 |



Empresa Nacional
de Energía Eléctrica

Gerencia de Finanzas Corporativa
Departamento de Análisis y Programación Financiera



HONDURAS
GOBIERNO DE LA REPÚBLICA

MOVIMIENTO SERVICIO DEUDA INTERNA MARZO DEL 2022

(CIFRAS EN LEMPIRAS)

| INSTITUCION FINANCIERA | REFERENCIA PRÉSTAMO | TASA DE INTERES | 28.02.2021 | DESEMBOLSOS | SERVICIO DEUDA PAGADO | | | | 31.03.2022 | REVALUACION | 31.03.2022 | |
|-----------------------------------|---------------------|-----------------|--------------------------|-------------|-----------------------|---------------------|-----------------------|---------------------|-----------------------|--------------------------|-------------------------|--------------------------|
| | | | | | PRINCIPAL | INTERESES | COMISION | TOTAL | SIN REVALUACION | | REVALUADO | |
| Bonos VGE 2019 | ISIN HENEE000124 | | 703,756,000.00 | - | | 14,251,059.00 | 293,231.67 | 14,544,290.67 | 703,756,000.00 | - | 703,756,000.00 | |
| | ISIN HENEE000181 | | 1,070,000,000.00 | - | | 24,342,500.00 | 445,833.33 | 24,788,333.33 | 1,070,000,000.00 | - | 1,070,000,000.00 | |
| | ISIN HENEE000249 | | 983,412,000.00 | - | | 23,970,667.50 | 409,755.00 | 24,380,422.50 | 983,412,000.00 | - | 983,412,000.00 | |
| | ISIN HENEE000348 | | 7,500,000.00 | - | | 43,343,023.25 | 3,125.00 | 43,346,148.25 | 7,500,000.00 | - | 7,500,000.00 | |
| | ISIN HENEE000405 | | 161,356,000.00 | - | | 14,048,199.90 | 67,231.67 | 14,115,431.57 | 161,356,000.00 | - | 161,356,000.00 | |
| | ISIN HENEE000587 | | 612,122,000.00 | - | | 195,000.00 | 255,050.83 | 450,050.83 | 612,122,000.00 | - | 612,122,000.00 | |
| | ISIN HENEE000488 | | 1,796,602,000.00 | - | | 4,396,951.00 | 748,584.17 | 5,145,535.17 | 1,796,602,000.00 | - | 1,796,602,000.00 | |
| Bonos VGE 2020 | ISIN HENEE00064-5 | | 1,014,000,000.00 | - | | - | 422,500.00 | 422,500.00 | 1,014,000,000.00 | - | 1,014,000,000.00 | |
| | ISIN HENEE00066-0 | | 1,651,000,000.00 | - | | - | 687,916.67 | 687,916.67 | 1,651,000,000.00 | - | 1,651,000,000.00 | |
| | ISIN HENEE00072-8 | | 758,300,000.00 | - | | - | 315,958.33 | 315,958.33 | 758,300,000.00 | - | 758,300,000.00 | |
| | ISIN HENEE00076-9 | | 621,000,000.00 | - | | - | 258,750.00 | 258,750.00 | 621,000,000.00 | - | 621,000,000.00 | |
| | ISIN HENEE00084-3 | | 164,000,000.00 | - | | - | 68,333.33 | 68,333.33 | 164,000,000.00 | - | 164,000,000.00 | |
| Bonos VGE 2021 | ISIN HENEE00098-3 | | 1,413,141,000.00 | - | | - | 588,808.75 | 588,808.75 | 1,413,141,000.00 | - | 1,413,141,000.00 | |
| | ISIN HENEE00099-1 | | 565,000,000.00 | - | | - | 235,416.67 | 235,416.67 | 565,000,000.00 | - | 565,000,000.00 | |
| | ISIN HENEE00077-7 | | 300,000,000.00 | - | | - | 125,000.00 | 125,000.00 | 300,000,000.00 | - | 300,000,000.00 | |
| | ISIN HENEE00085-0 | | 150,000,000.00 | - | | - | 62,500.00 | 62,500.00 | 150,000,000.00 | - | 150,000,000.00 | |
| | ISIN HENEE00096-7 | | 150,000,000.00 | - | | - | 62,500.00 | 62,500.00 | 150,000,000.00 | - | 150,000,000.00 | |
| BID - CONV. SUBSIDIARIO | 1584/SF-HO | 1 y 2% | 363,065,188.05 | - | | - | - | - | 363,065,188.05 | (2,310,610.20) | 360,754,577.84 | |
| TESORERÍA GENERAL DE LA REPUBLICA | CUT - LPS | | 2,222,811.67 | - | | 2,222,811.67 | - | - | 2,222,811.67 | - | - | |
| | CUT - USD | | 23,061,005.10 | - | | - | - | - | 23,061,005.10 | (146,764.26) | 22,914,240.84 | |
| TOTAL DISTRIBUCION | | | 49,779,108,599.84 | - | | 2,222,811.67 | 124,547,400.65 | 5,556,882.92 | 132,327,095.24 | 49,776,885,788.17 | (190,459,557.15) | 49,586,426,231.02 |



Empresa Nacional
de Energía Eléctrica

Gerencia de Finanzas Corporativa
Departamento de Análisis y Programación Financiera



HONDURAS
GOBIERNO DE LA REPÚBLICA

MOVIMIENTO SERVICIO DEUDA INTERNA MARZO DEL 2022

(CIFRAS EN LEMPIRAS)

| INSTITUCION FINANCIERA | REFERENCIA PRÉSTAMO | TASA DE INTERES | 28.02.2021 | DESEMBOLSOS | SERVICIO DEUDA PAGADO | | | | 31.03.2022 | REVALUACION | 31.03.2022 |
|---|----------------------|-----------------|-------------------------|-------------|-----------------------|-----------|----------|----------|-------------------------|------------------------|-------------------------|
| | | | | | PRINCIPAL | INTERESES | COMISION | TOTAL | SIN REVALUACION | | REVALUADO |
| TRANSMISION | | | | | | | | | | | |
| BCO.CENTRAL DE HONDURAS | | | | | | | | | | | |
| GOBIERNO CENTRAL | | | | | | | | | | | |
| FONDO - ERP | CLUB DE PARIS | VARIABLE | 631,847,145.38 | | | - | - | - | 631,847,145.38 | (4,021,185.47) | 627,825,959.90 |
| | MULTILATERALES | VARIABLE | 57,231,125.43 | | | - | - | - | 57,231,125.43 | (364,228.87) | 56,866,896.56 |
| | BILATERALES | VARIABLE | 148,952,922.65 | | | - | - | - | 148,952,922.65 | (947,962.39) | 148,004,960.26 |
| BID - CONV. SUBSIDIARIO | 2016/BL-HO | VARIABLE | 479,146,327.88 | | | - | - | - | 479,146,327.88 | (3,049,370.83) | 476,096,957.05 |
| | | 0.25% | 209,812,522.50 | | | - | - | - | 209,812,522.50 | (1,335,283.50) | 208,477,239.00 |
| BID - CONV. SUBSIDIARIO | 3103/BL-HO | VARIABLE | 393,193,321.50 | - | | - | - | - | 393,193,321.50 | (2,502,350.90) | 390,690,970.60 |
| | | 0.25% | 168,511,423.50 | | | - | - | - | 168,511,423.50 | (1,072,436.10) | 167,438,987.40 |
| BID - CONV. SUBSIDIARIO | 3435/BL-HO | VARIABLE | 338,051,700.00 | - | | - | - | - | 338,051,700.00 | (2,151,420.00) | 335,900,280.00 |
| | | 0.25% | 225,367,800.00 | - | | - | - | - | 225,367,800.00 | (1,434,280.00) | 223,933,520.00 |
| BID - CONV. SUBSIDIARIO | 4598/BL-HO | VARIABLE | 1,134,526,001.70 | - | | - | - | - | 1,134,526,001.70 | (7,220,321.42) | 1,127,305,680.28 |
| | | 0.25% | 154,063,387.80 | - | | - | - | - | 154,063,387.80 | (980,486.28) | 153,082,901.52 |
| BID - CONV. SUBSIDIARIO | 4599/SX-HO | VARIABLE | 41,644,050.00 | - | | - | - | - | 41,644,050.00 | (265,030.00) | 41,379,020.00 |
| | | 0.25% | - | | | - | - | - | - | | |
| CUENTA - FDO. CONTRAVALOR HONDURAS-ESPAÑA | CONV. CONVERSIÓN ICO | | 247,903,050.02 | | | - | - | - | 247,903,050.02 | (1,577,698.26) | 246,325,351.76 |
| TOTAL TRANSMISION | | | 4,230,250,778.35 | - | | - | - | - | 4,230,250,778.35 | (26,922,054.02) | 4,203,328,724.33 |
| HOLDING | | | | | | | | | | | |
| GOBIERNO CENTRAL | | | | | | | | | | | |



Empresa Nacional
de Energía Eléctrica

Gerencia de Finanzas Corporativa
Departamento de Análisis y Programación Financiera



HONDURAS
GOBIERNO DE LA REPÚBLICA

MOVIMIENTO SERVICIO DEUDA INTERNA MARZO DEL 2022

(CIFRAS EN LEMPIRAS)

| INSTITUCION FINANCIERA | REFERENCIA PRÉSTAMO | TASA DE INTERES | 28.02.2021 | DESEMBOLSOS | SERVICIO DEUDA PAGADO | | | | 31.03.2022 | REVALUACION | 31.03.2022 |
|------------------------|---------------------|-----------------|-------------------|-------------|-----------------------|----------------|--------------|----------------|-------------------|------------------|-------------------|
| | | | | | PRINCIPAL | INTERESES | COMISION | TOTAL | SIN REVALUACION | | REVALUADO |
| IDA- CONV. SUBSIDIARIO | 4536-HN | 0.75% | 612,412,500.00 | | | - | - | - | 612,412,500.00 | (3,897,500.00) | 608,515,000.00 |
| TOTAL HOLDING | | | 612,412,500.00 | - | - | - | - | - | 612,412,500.00 | (3,897,500.00) | 608,515,000.00 |
| TOTAL | | | 60,496,876,268.11 | - | 2,222,811.67 | 124,547,400.65 | 5,556,882.92 | 132,327,095.24 | 60,494,653,456.44 | (262,654,546.51) | 60,231,998,909.93 |