



Empresa Nacional de Energía Eléctrica

Gerencia de Finanzas Corporativas
Departamento de Análisis y Programación Financiera



HONDURAS
GOBIERNO DE LA REPÚBLICA

MEMORANDO

DAPF/520/VII/2022

PARA:

ABOG. ISIS Y. PERDOMO – JEFE UNIDAD DE TRANSPARENCIA Y LUCHA
CONTRA LA CORRUPCION

DE:

DEPARTAMENTO DE ANALISIS Y PROGRAMACION FINANCIERA

ASUNTO:

INFORMES DEUDA EXTERNA E INTERNA JUNIO/2022

FECHA:

05 DE JULIO, 2022

En cumplimiento al Memorandum – Circular No. GG-229, adjunto remito los Informes de Situación de la Deuda al 30 de Junio de 2022.

- Detalle y Resumen del Servicio de la Deuda Externa en Moneda Contratada, USD y Lempiras.
- Detalle y Resumen del Servicio de la Deuda Interna en Lempiras.
- Detalle y Resumen Deuda Vencida y pendiente de pago en USD Dólares y Lempiras.

Atentamente,



Lic. Ana Lourdes Aguilar V.
Gerente de Finanzas Corporativas Interina

Archivo

AA/ELT



Departamento de Análisis y Programación Financiera
CCG, 6to. Piso, edificio Cuerpo Bajo C,
Tegucigalpa, Honduras



aaguilarv@enee.hn

SERVICIO DEUDA VENCIDA Y PENDIENTE DE PAGO
AL 30 DE JUNIO DEL 2022

(Cifras en Dolares)

INSTITUCION FINANCIERA	NUMERO PRESTAMO	PRINCIPAL	INTERESES	INTERESES MORATORIOS	COMISIONES	TOTAL
DEUDA EXTERNA						
GENERACION						
SUIZA						
SERV	CP V	-	-	-	-	-
SERV	CP VI	-	-	-	-	-
BNP	240982	233,397.31	154,969.37	-	-	388,366.68
Total Deuda Externa		233,397.31	154,969.37	-	-	388,366.68

DEUDA INTERNA						
ERP						
GENERACION						
Multilaterales						
IDA	0116-HO	1,515,694.14	-	-	62,522.38	1,578,216.52
	0989-HO	8,700,000.00	-	-	1,011,375.00	9,711,375.00
	2417-HO	3,721,564.45	-	-	1,053,959.95	4,775,524.40
BID	572/SF-HO	31,700,866.63	3,981,335.61	-	-	35,682,202.24
Sub-total Multilaterales		45,638,125.22	3,981,335.61	-	2,127,857.33	51,747,318.16
Club de paris						
Alemania						
KFW	197965593	4,247,429.11	590,564.52	-	-	4,837,993.63
	199165713	395,428.36	87,488.55	-	-	482,916.91
	199165614 - CP I	46,402.40	1,585.41	-	-	47,987.81
	199365586 - CP II	17,650.58	3,348.22	-	-	20,998.80
	199665969 - CP III	7,523.00	2,300.01	-	-	9,823.01
	200065011 - CP IV - T1	25,737.90	43,428.60	-	-	69,166.50
	200065011 - CP IV - T2	21.26	35.87	-	-	57.13
	200065011 - CP IV - T3	13,557.53	154.56	-	-	13,712.09
	200065011 - CP IV - T4	2,142.61	24.43	-	-	2,167.03
		4,755,892.75	728,930.16	-	-	5,484,822.91
HERMES	HERMES I	534,670.72	37,100.21	-	-	571,770.92
	HERMES CP II	1,862,301.11	1,162,606.90	-	-	3,024,908.01
	HERMES CP III	202,419.90	151,736.80	-	-	354,156.70
	HERMES CP IV	3,149,337.98	3,642,574.72	-	-	6,791,912.70
	HERMES 1era. Capital. CP IV	53,062.28	61,372.68	-	-	114,434.96
	HERMES 2da. Capital. CP IV	210,989.02	23,261.54	-	-	234,250.57
	HERMES 3ra. Capital. CP IV	16,842.00	1,856.83	-	-	18,698.83
		6,029,622.99	5,080,509.68	-	-	11,110,132.67
FRANCIA						
COFACE	CP I	438,003.65	16,591.88	-	-	454,595.53
	CP II	3,713,008.83	1,301,033.25	-	-	5,014,042.08
	CP IV	3,107,569.16	2,306,639.08	-	-	5,414,208.24
	CP IV - CAPITALIZACIÓN	213,933.56	13,539.09	-	-	227,472.65
		7,472,515.20	3,637,803.30	-	-	11,110,318.50
ITALIA						
SACE	HOND 1 (CP I)	804,389.26	50,601.11	-	-	854,990.37
	HOND 2 (CP II)	6,642,502.86	506,026.49	-	-	7,148,529.35
	HOND 3 (CP III)	1,563,804.31	140,872.98	-	-	1,704,677.29
	HOND 4 (CP IV)	4,827,584.78	3,444,725.51	-	-	8,272,310.28
	HOND 4 (CP IV 1era. CAPITAL)	205,820.50	8,956.35	-	-	214,776.85
	HOND 4 (CP IV 2da. CAPITAL)	10,127.31	436.07	-	-	10,563.38
		14,054,229.02	4,151,618.50	-	-	18,205,847.52
JAPON						
EXIMBANK-JAPON	R1 - (CP I)	7,071,309.69	1,049,215.97	966,918.03	-	9,087,443.69
	R2 - (CP II)	7,458,490.32	1,535,635.05	185,797.36	-	9,179,922.74
	R2 - (CP II - CAPITAL)	480,707.78	-	11,796.70	-	492,504.48
	R3 - (CP III)	942,724.85	243,678.98	23,343.16	-	1,209,746.99
	R3 - (CP III - CAPITAL)	64,123.95	-	1,516.89	-	65,640.84
	R4 - (CP IV 2,005 MM)	5,210,957.63	6,304,804.16	37,039.19	-	11,552,800.99
	R4 - (CP IV 201 MM)	524,681.72	1,811,413.86	20,471.19	-	2,356,566.77
	R4 - (CP IV 2da FASE)	614,069.53	159,799.39	45,036.71	-	818,905.63
	R4 - (CP IV 3era FASE)	425,588.18	-	-	-	425,588.18
		22,792,653.65	11,104,547.41	1,291,919.24	-	35,189,120.30
JBIC						
	HO - P1	27,198,282.83	4,285,800.65	1,280,808.74	-	32,764,892.22
	HO - R1 (CP I)	6,058,861.31	1,065,987.94	222,320.04	-	7,347,169.29
	HO - R2 (CP II)	13,328,074.07	11,029,442.94	168,128.02	-	24,525,645.04
	HO - R3 (CP III)	1,197,873.20	1,627,136.11	21,298.49	-	2,846,307.79
	HO - R4 (CP IV)	2,539,040.33	13,319,547.74	191,658.81	-	16,050,246.88

SERVICIO DEUDA VENCIDA Y PENDIENTE DE PAGO
AL 30 DE JUNIO DEL 2022

(Cifras en Dolares)

INSTITUCION FINANCIERA	NUMERO PRESTAMO	PRINCIPAL	INTERESES	INTERESES MORATORIOS	COMISIONES	TOTAL
		50,322,131.74	31,327,915.38	1,884,214.11	-	83,534,261.22
SUIZA						
SERV	SERV - CP II	2,141,995.81	71,934.03	-	-	2,213,929.83
	SERV - CP III	1,609,948.70	13,749.61	-	-	1,623,698.31
	SERV - CP IV	225,385.24	82,178.60	-	-	307,563.83
	SERV - DIFERIMIENTO CPIV	6,264.00	162.31	-	-	6,426.31
		3,983,593.75	168,024.54	-	-	4,151,618.28
Club de paris						
ESTADOS UNIDOS						
EXIMBANK-USA	R - 190 Q (CP II)	34,927.12	17,026.95	-	-	51,954.07
	R-244-Q (CP IV)	187,851.55	236,168.50	-	-	424,020.05
	R-244-R (CP IV CAPITALIZACION)	15,824.74	1,871.49	-	-	17,696.23
		238,603.41	255,066.95	-	-	493,670.36
Sub total - Club de Paris		109,649,242.51	56,454,415.92	3,176,133.34	-	169,279,791.77
Total Generacion - ERP		155,287,367.73	60,435,751.53	3,176,133.34	2,127,857.33	221,027,109.93
DISTRIBUCION						
Multilaterales						
BID	936/SF-HO	6,962,450.94	2,853,024.93	-	-	9,815,475.87
Bilaterales						
FIV	Arreglo de Pagos N° I (REORG. DEUDA)	229,930.97	13,795.86	149,603.05	-	393,329.88
Total Distribucion - ERP		7,192,381.91	2,866,820.78	149,603.05	-	10,208,805.74
TRANSMISION						
Multilaterales						
IDA	0201-HO	2,336,298.00	-	-	113,894.53	2,450,192.53
Club de paris						
Alemania						
KFW	199165614 - CP I	46,402.40	1,585.41	-	-	47,987.81
	199365586 - CP II	17,650.58	3,348.22	-	-	20,998.80
	199665969 - CP III	7,523.00	2,300.01	-	-	9,823.01
	200065011 - CPIV - T1	70,345.64	118,697.03	-	-	189,042.67
	200065011 - CPIV - T2	155.90	263.06	-	-	418.97
	200065011 - CPIV - T4	5,792.99	66.04	-	-	5,859.03
		147,870.52	126,259.78	-	-	274,130.30
ESPAÑA						
ICO	01039001.0 (150688)	693,023.80	18,592.84	-	-	711,616.64
	REPROGRAMACION 01039014.0	357,663.89	-	-	-	357,663.89
	01039014.0	3,155,526.36	416,416.81	-	-	3,571,943.17
	11039001.0 (CP I)	178,667.34	8,840.93	-	-	187,508.27
	11039002.0 (CP II)	3,855,126.76	1,112,664.08	-	-	4,967,790.84
	11039003.0 (CP III)	1,472,161.72	707,720.04	-	-	2,179,881.76
	11039004.1 (CP V)	18,138.42	296,099.48	-	-	314,237.90
		9,730,308.30	2,560,334.17	-	-	12,290,642.47
CESCE						
	CP I	165,056.49	4,584.38	-	-	169,640.87
	CP II	1,166,362.78	356,702.05	-	-	1,523,064.83
	CP III	706,252.90	6,179.36	-	-	712,432.26
	CP IV	37,066.73	1,817.85	-	-	38,884.57
	CP IV - DIFERIMIENTO III FASE	360,586.47	36,804.17	-	-	397,390.64
	CP IV - REORG. DEUDA BBV,BEX	3,577,740.25	200,098.41	-	-	3,777,838.66
	CP IV - REORGANIZACION DEUDA	487,016.86	76,319.93	-	-	563,336.79
	CP V - DIFER. DEUDA POST CUT	2,242,321.97	186,665.52	-	-	2,428,987.49
	CP VI - RESTRUCT. DEUDA	4,571,343.36	625,347.86	-	-	5,196,691.22
		13,313,747.81	1,494,519.53	-	-	14,808,267.33
Sub total - Club de Paris		23,191,926.63	4,181,113.47	-	-	27,373,040.10
Bilaterales						
FIV	Arreglo de Pagos N° I (REORG. DEUDA)	205,626.84	12,337.61	133,789.73	-	351,754.19
	Arreglo de Pagos N° II (DÓLAR DEUDA)	107,815.07	5,401.53	72,815.15	-	186,031.75
Sub total - Bilaterales		313,441.91	17,739.14	206,604.88	-	537,785.93
Total Transmision - ERP		25,841,666.53	4,198,852.61	206,604.88	113,894.53	30,361,018.57
Total Deuda Interna - ERP		188,321,416.17	67,501,424.93	3,532,341.28	2,241,751.86	261,596,934.24

SERVICIO DEUDA VENCIDA Y PENDIENTE DE PAGO
AL 30 DE JUNIO DEL 2022

(Cifras en Dolares)

INSTITUCION FINANCIERA	NUMERO PRESTAMO	PRINCIPAL	INTERESES	INTERESES MORATORIOS	COMISIONES	TOTAL
Deuda Interna Gobierno Central						
GENERACION						
CTA. JICA - CONV. SUBSIDIARIO	HO-P6	-	-	-	272,108.84	272,108.84
Total - Generacion Gobierno Central		-	-	-	272,108.84	272,108.84
DISTRIBUCION						
Banco Central de Honduras						
Bono Soberano 2017	Prestamo Bono Soberano		21,875,000.00	-	-	21,875,000.00
Bono Soberano 2020	Prestamo Bono Soberano		33,750,000.00	-	6,000.00	33,756,000.00
SEFIN - EXIMBANK CHINA	6021583003		3,024,649.83	-	-	3,024,649.83
CTA. BID - CONV. SUBSIDIARIO	1584/SF-HO	3,516,872.27	1,846,472.68	-	-	5,363,344.95
Total Distribucion		3,516,872.27	60,496,122.51	-	6,000.00	64,018,994.78
TRANSMISION						
CUENTA FDO. DE CONTRAVALOR HONDURAS - ESPAÑA						
ICO	01039004.0 (030491)	5,548,008.98	485,200.36	-	-	6,033,209.35
	11039004.2 (CP V - Consol. Diferida)	3,148,126.61	219,363.21	-	-	3,367,489.83
	11039005.0 (CP VI)	107,902.26	6,752.28	-	-	114,654.54
	01039014.0	450,789.48	153,794.35	-	-	604,583.83
		9,254,827.34	865,110.21	-	-	10,119,937.54
CTA. BID - CONV. SUBSIDIARIO	2016/BLHO	5,527,766.01	3,412,841.68	-	-	8,940,607.69
	3103/BL-HO	1,671,979.15	3,138,193.03	-	70,880.58	4,881,052.77
	3435/BL-HO	846,948.43	1,595,882.97	-	241,438.24	2,684,269.64
	4598/BL-HO	-	347,594.84	-	551,248.39	898,843.23
	4599/SX-HO	-	-	-	1,303.52	1,303.52
		8,046,693.59	8,494,512.53	-	864,870.73	17,406,076.84
Total - Transmisión Gobierno Central		17,301,520.93	9,359,622.73	-	864,870.73	27,526,014.39
HOLDING						
CTA. IDA - CONV. SUBSIDIARIO	4536-HN	8,750,000.00	-	-	1,214,062.50	9,964,062.50
Total - Otros Gobierno Central		8,750,000.00	-	-	1,214,062.50	9,964,062.50
Total Deuda Interna Gobierno Central		29,568,393.19	69,855,745.25	-	2,357,042.07	101,781,180.51
Total General Deuda Interna		217,889,809.36	137,357,170.17	3,532,341.28	4,598,793.93	363,378,114.75
TOTAL DEUDA EXTERNA E INTERNA		218,123,206.67	137,512,139.54	3,532,341.28	4,598,793.93	363,766,481.43

**SERVICIO DEUDA VENCIDA Y PENDIENTE DE PAGO
AL 30 DE JUNIO DEL 2022**

(Cifras en Lempiras)

INSTITUCION FINANCIERA	NUMERO PRESTAMO	PRINCIPAL	INTERESES	INTERESES MORATORIOS	COMISIONES	TOTAL
DEUDA EXTERNA						
GENERACION						
SUIZA						
SERV	CP V	-	-	-	-	-
SERV	CP VI	-	-	-	-	-
BNP	240982	5,697,788.49	3,783,174.25	-	-	9,480,962.74
Total Deuda Externa		5,697,788.49	3,783,174.25	-	-	9,480,962.74

INSTITUCION FINANCIERA	NUMERO PRESTAMO	PRINCIPAL	INTERESES	INTERESES MORATORIOS	COMISIONES	TOTAL
DEUDA INTERNA						
ERP						
GENERACION						
Multilaterales						
IDA	0116-HO	37,001,731.62	-	-	1,526,321.24	38,528,052.86
	0989-HO	212,387,880.00	-	-	24,690,091.05	237,077,971.05
	2417-HO	90,852,319.94	-	-	25,729,692.00	116,582,011.94
BID	572/SF-HO	773,894,236.57	97,193,957.51	-	-	871,088,194.08
Sub-total Multilaterales		1,114,136,168.13	97,193,957.51	-	51,946,104.29	1,263,276,229.93
Club de paris						
Alemania						
KFW	197965593	103,689,938.48	14,417,097.23	-	-	118,107,035.71
	199165713	9,653,355.33	2,135,805.43	-	-	11,789,160.76
	199165614 - CP I	1,132,793.95	38,703.61	-	-	1,171,497.56
	199365586 - CP II	430,893.02	81,738.11	-	-	512,631.13
	199665969 - CP III	183,654.48	56,148.78	-	-	239,803.27
	200065011 - CP IV - T1	628,323.92	1,060,196.25	-	-	1,688,520.17
	200065011 - CP IV - T2	518.99	875.73	-	-	1,394.73
	200065011 - CP IV - T3	330,971.78	3,773.19	-	-	334,744.97
	200065011 - CP IV - T4	52,306.21	596.30	-	-	52,902.51
		116,102,756.17	17,794,934.63	-	-	133,897,690.80
HERMES	HERMES I	13,052,595.37	905,705.06	-	-	13,958,300.43
	HERMES CP II	45,463,239.59	28,382,024.60	-	-	73,845,264.19
	HERMES CP III	4,941,555.47	3,704,259.50	-	-	8,645,814.97
	HERMES CP IV	76,882,898.42	88,923,991.16	-	-	165,806,889.58
	HERMES 1era. Capital. CP IV	1,295,377.53	1,498,254.42	-	-	2,793,631.95
	HERMES 2da. Capital. CP IV	5,150,748.46	567,870.07	-	-	5,718,618.53
	HERMES 3ra. Capital. CP IV	411,153.55	45,329.71	-	-	456,483.25
		147,197,568.39	124,027,434.51	-	-	271,225,002.90
FRANCIA						
COFACE	CP I	10,692,720.36	405,047.63	-	-	11,097,767.99
	CP II	90,643,456.77	31,761,344.07	-	-	122,404,800.84
	CP IV	75,863,221.34	56,310,595.93	-	-	132,173,817.27
	CP IV - CAPITALIZACIÓN	5,222,631.58	330,521.73	-	-	5,553,153.32
		182,422,030.05	88,807,509.37	-	-	271,229,539.42
ITALIA						
SACE	HOND 1 (CP I)	19,637,072.44	1,235,294.59	-	-	20,872,367.03
	HOND 2 (CP II)	162,159,436.81	12,353,321.16	-	-	174,512,757.97
	HOND 3 (CP III)	38,176,216.36	3,439,047.42	-	-	41,615,263.78
	HOND 4 (CP IV)	117,852,930.59	84,094,016.96	-	-	201,946,947.54
	HOND 4 (CP IV 1era. CAPITAL)	5,024,572.37	218,645.88	-	-	5,243,218.25
	HOND 4 (CP IV 2da. CAPITAL)	247,231.94	10,645.48	-	-	257,877.42
		343,097,460.51	101,350,971.48	-	-	444,448,431.99
JAPON						
EXIMBANK-JAPON	R1 - (CP I)	172,627,640.64	25,613,879.93	23,604,789.66	-	221,846,310.23
	R2 - (CP II)	182,079,649.12	37,488,537.17	4,535,759.50	-	224,103,945.79
	R2 - (CP II - CAPITAL)	11,735,230.55	-	287,985.80	-	12,023,216.36
	R3 - (CP III)	23,014,176.14	5,948,788.77	569,862.61	-	29,532,827.52
	R3 - (CP III - CAPITAL)	1,565,419.46	-	37,030.90	-	1,602,450.37
	R4 - (CP IV 2,005 MM)	127,211,982.16	153,915,401.14	904,215.57	-	282,031,598.87
	R4 - (CP IV 201 MM)	12,808,739.95	44,220,959.66	499,750.91	-	57,529,450.52
	R4 - (CP IV 2da FASE)	14,990,910.96	3,901,086.63	1,099,454.20	-	19,991,451.80
	R4 - (CP IV 3era FASE)	10,389,628.93	-	-	-	10,389,628.93
		556,423,377.92	271,088,653.31	31,538,849.15	-	859,050,880.38
JBIC						
	HO - P1	663,975,359.72	104,626,679.73	31,267,615.30	-	799,869,654.75
	HO - R1 (CP I)	147,911,345.79	26,023,324.05	5,427,365.84	-	179,362,035.68
	HO - R2 (CP II)	325,370,275.54	269,255,172.93	4,104,408.48	-	598,729,856.96
	HO - R3 (CP III)	29,242,959.63	39,722,297.45	519,947.31	-	69,485,204.39
	HO - R4 (CP IV)	61,984,068.23	325,162,127.16	4,678,851.50	-	391,825,046.90

**SERVICIO DEUDA VENCIDA Y PENDIENTE DE PAGO
AL 30 DE JUNIO DEL 2022**

(Cifras en Lempiras)

INSTITUCION FINANCIERA	NUMERO PRESTAMO	PRINCIPAL	INTERESES	INTERESES MORATORIOS	COMISIONES	TOTAL
SUIZA		1,228,484,008.91	764,789,601.33	45,998,188.44	-	2,039,271,798.68
SERV	SERV - CP II	52,291,258.39	1,756,082.22	-	-	54,047,340.61
	SERV - CP III	39,302,711.62	335,660.91	-	-	39,638,372.53
	SERV - CP IV	5,502,194.57	2,006,176.74	-	-	7,508,371.31
	SERV - DIFERIMIENTO CPIV	152,919.39	3,962.33	-	-	156,881.72
		97,249,083.97	4,101,882.19	-	-	101,350,966.17
<u>Club de paris</u>						
ESTADOS UNIDOS						
EXIMBANK-USA	R - 190 Q (CP II)	852,654.82	415,668.81	-	-	1,268,323.64
	R-244-Q (CP IV)	4,585,907.24	5,765,439.91	-	-	10,351,347.16
	R-244-R (CP IV CAPITALIZACION)	386,319.88	45,687.58	-	-	432,007.46
		5,824,881.95	6,226,796.30	-	-	12,051,678.25
Sub total - Club de Paris		2,676,801,167.86	1,378,187,783.13	77,537,037.59	-	4,132,525,988.58
Total Generacion - ERP		3,790,937,335.99	1,475,381,740.64	77,537,037.59	51,946,104.29	5,395,802,218.51
DISTRIBUCION						
<u>Multilaterales</u>						
BID	936/SF-HO	169,970,137.30	69,649,185.71	-	-	239,619,323.01
<u>Bilaterales</u>						
FIV	Arreglo de Pagos N° I (REORG. DEUDA)	5,613,166.78	336,789.99	3,652,169.53	-	9,602,126.30
Total Distribucion - ERP		175,583,304.08	69,985,975.69	3,652,169.53	-	249,221,449.30
TRANSMISION						
<u>Multilaterales</u>						
IDA	0201-HO	57,034,641.30	-	-	2,780,438.90	59,815,080.20
<u>Club de paris</u>						
Alemania						
KFW	199165614 - CP I	1,132,793.95	38,703.61	-	-	1,171,497.56
	199365586 - CP II	430,893.02	81,738.11	-	-	512,631.13
	199665969 - CP III	183,654.48	56,148.78	-	-	239,803.27
	200065011 - CPIV - T1	1,717,305.92	2,897,679.46	-	-	4,614,985.38
	200065011 - CPIV - T2	3,805.96	6,422.04	-	-	10,227.99
	200065011 - CPIV - T4	141,420.84	1,612.24	-	-	143,033.08
		3,609,874.17	3,082,304.24	-	-	6,692,178.41
ESPAÑA						
ICO	01039001.0 (150688)	16,918,374.32	453,895.84	-	-	17,372,270.17
	REPROGRAMACION 01039014.0	8,731,433.92	-	-	-	8,731,433.92
	01039014.0	77,033,971.71	10,165,733.61	-	-	87,199,705.32
	11039001.0 (CP I)	4,361,698.63	215,828.36	-	-	4,577,527.00
	11039002.0 (CP II)	94,112,896.57	27,162,800.55	-	-	121,275,697.11
	11039003.0 (CP III)	35,939,000.88	17,277,144.64	-	-	53,216,145.52
	11039004.1 (CP V)	442,802.37	7,228,498.86	-	-	7,671,301.22
		237,540,178.41	62,503,901.86	-	-	300,044,080.27
CESCE						
	CP I	4,029,425.04	111,915.74	-	-	4,141,340.78
	CP II	28,473,714.67	8,707,953.15	-	-	37,181,667.83
	CP III	17,241,328.41	150,852.92	-	-	17,392,181.33
	CP IV	904,887.77	44,377.97	-	-	949,265.74
	CP IV - DIFERIMIENTO III FASE	8,802,781.14	898,478.10	-	-	9,701,259.24
	CP IV - REORG. DEUDA BBV,BEX	87,341,225.97	4,884,882.53	-	-	92,226,108.50
	CP IV - REORGANIZACION DEUDA	11,889,250.31	1,863,152.68	-	-	13,752,402.98
	CP V - DIFER. DEUDA POST CUT	54,740,460.92	4,556,953.30	-	-	59,297,414.22
	CP VI - RESTRUCT. DEUDA	111,597,462.74	15,266,242.08	-	-	126,863,704.82
		325,020,536.96	36,484,808.47	-	-	361,505,345.43
Sub total - Club de Paris		566,170,589.55	102,071,014.57	-	-	668,241,604.12
<u>Bilaterales</u>						
FIV	Arreglo de Pagos N° I (REORG. DEUDA)	5,019,844.74	301,190.67	3,266,128.50	-	8,587,163.90
	Arreglo de Pagos N° II (DÓLAR DEUDA)	2,632,024.53	131,864.34	1,777,592.56	-	4,541,481.43
Sub total - Bilaterales		7,651,869.26	433,055.01	5,043,721.06	-	13,128,645.33
Total Transmision - ERP		630,857,100.10	102,504,069.58	5,043,721.06	2,780,438.90	741,185,329.64
Total Deuda Interna - ERP		4,597,377,740.18	1,647,871,785.91	86,232,928.19	54,726,543.19	6,386,208,997.46

**SERVICIO DEUDA VENCIDA Y PENDIENTE DE PAGO
AL 30 DE JUNIO DEL 2022**

(Cifras en Lempiras)

INSTITUCION FINANCIERA	NUMERO PRESTAMO	PRINCIPAL	INTERESES	INTERESES MORATORIOS	COMISIONES	TOTAL
Deuda Interna Gobierno Central						
GENERACION						
CTA. JICA - CONV. SUBSIDIARIO	HO-P6	-	-	-	6,642,829.85	6,642,829.85
Total - Generacion Gobierno Central		-	-	-	6,642,829.85	6,642,829.85
DISTRIBUCION						
Banco Central de Honduras						
Bono Soberano 2017	Prestamo Bono Soberano	-	534,021,250.00	-	-	534,021,250.00
Bono Soberano 2020	Prestamo Bono Soberano	-	823,918,500.00	-	146,474.40	824,064,974.40
SEFIN - EXIMBANK CHINA	6021583003	-	73,838,961.59	-	-	73,838,961.59
CTA. BID - CONV. SUBSIDIARIO	1584/SF-HO	85,855,292.51	45,076,829.65	-	-	130,932,122.16
Total Distribucion		85,855,292.51	1,476,855,541.24	-	146,474.40	1,562,857,308.15
TRANSMISION						
CUENTA FDO. DE CONTRAVALOR HONDURAS - ESPAÑA						
ICO	01039004.0 (030491)	135,440,214.50	11,844,905.32	-	-	147,285,119.82
	11039004.2 (CP V - Consol. Diferida)	76,853,326.15	5,355,182.49	-	-	82,208,508.65
	11039005.0 (CP VI)	2,634,153.09	164,839.43	-	-	2,798,992.51
	01039014.0	11,004,853.10	3,754,489.19	-	-	14,759,342.29
		225,932,546.84	21,119,416.43	-	-	247,051,963.27
CTA. BID - CONV. SUBSIDIARIO	2016/BLHO	134,946,034.94	83,315,656.20	-	-	218,261,691.14
	3103/BLHO	40,817,023.80	76,610,823.60	-	1,730,365.12	119,158,212.52
	3435/BLHO	20,676,043.85	38,959,333.50	-	5,894,086.89	65,529,464.25
	4598/BLHO	-	8,485,624.27	-	13,457,296.20	21,942,920.47
	4599/SX-HO	-	-	-	31,821.97	31,821.97
		196,439,102.60	207,371,437.57	-	21,113,570.18	424,924,110.35
Total - Transmisión Gobierno Central		422,371,649.44	228,490,854.00	-	21,113,570.18	671,976,073.62
HOLDING						
CTA. IDA - CONV. SUBSIDIARIO	4536-HN	213,608,500.00	-	-	29,638,179.38	243,246,679.38
Total - Otros Gobierno Central		213,608,500.00	-	-	29,638,179.38	243,246,679.38
Total Deuda Interna Gobierno Central		721,835,441.94	1,705,346,395.24	-	57,541,053.80	2,484,722,890.98
Total General Deuda Interna		5,319,213,182.12	3,353,218,181.15	86,232,928.19	112,267,596.99	8,870,931,888.45
TOTAL DEUDA EXTERNA E INTERNA		5,324,910,970.61	3,357,001,355.40	86,232,928.19	112,267,596.99	8,880,412,851.19

MOVIMIENTO DEL SERVICIO DE LA DEUDA EXTERNA
AL 30 DE JUNIO DE 2022

INSTITUCION FINANCIERA	REFERENCIA DE PRESTAMO	MDA	31.05.2022	DESEMBOLSOS	SERVICIO DE LA DEUDA PAGADA				SALDO AL 30.06.2022
					PRINCIPAL	INTERESES	COMSION	TOTAL	
GENERACION									
BCA. COMERC. EXTERNA									
B.N.P.	240982	USD	233,397.34					-	233,397.34
INDUSTRIAL AND COMMERC BANK OF CHINA	LINEA DE CREDITO USD 297,719,934.10	USD	199,131,188.69	-	14,885,996.71	4,281,009.58	-	19,167,006.29	184,245,191.98
CLUB DE PARIS									
SUIZA									
SERV	CP V	CHF	99,453.18		-	-	-	-	99,453.18
SERV	CP VI	CHF	1,563,396.96		-	-	-	-	1,563,396.96

FILE: REVALUACION MENSUAL 2022-JUNIO
ELT/

MOVIMIENTO DEL SERVICIO DE LA DEUDA EXTERNA
AL 30 DE JUNIO DE 2022

INSTITUCION FINANCIERA	REFERENCIA DE PRESTAMO	MDA	31.05.2022	DESEMBOLSOS	SERVICIO DE LA DEUDA PAGADA				SALDO AL 30.06.2022 SIN REVALUACION	REVALUACION	SALDO AL 30.06.2022 REVALUADO	
					PRINCIPAL	INTERESES	COMSION	TOTAL				
GENERACION												
BCA. COMERC. EXTERNA												
B.N.P.	240982	USD	233,397.34					-	-	233,397.34	-	233,397.34
INDUSTRIAL AND COMMERC BANK OF CHINA	LINEA DE CREDITO USD 297,719,934.10	USD	199,131,188.69	-	14,885,996.71	4,281,009.58	-	19,167,006.29	-	184,245,191.98	-	184,245,191.98
CLUB DE PARIS												
SUIZA												
SERV	CP V	USD	103,878.40		-	-	-	-	103,878.40	271.96	104,150.36	
SERV	CP VI	USD	1,632,961.10		-	-	-	-	1,632,961.10	4,275.21	1,637,236.32	
TOTAL DEUDA EXTERNA			201,101,425.53	-	14,885,996.71	4,281,009.58	-	19,167,006.29	186,215,428.82	4,547.18	186,219,976.00	

FILE: REVALUACION MENSUAL 2022-JUNIO
ELT/

MOVIMIENTO DEL SERVICIO DE LA DEUDA EXTERNA
AL 30 DE JUNIO DE 2022

INSTITUCION FINANCIERA	REFERENCIA DE PRESTAMO	MDA	31.05.2022	DESEMBOLSOS	SERVICIO DE LA DEUDA PAGADA				SALDO AL 30.06.2022 SIN REVALUACION	REVALUACION	SALDO AL 30.06.2022 REVALUADO	
					PRINCIPAL	INTERESES	COMSION	TOTAL				
GENERACION												
BCA. COMERC. EXTERNA												
B.N.P.	240982	LPS	5,694,615.02					-	-	5,694,615.02	3,174.20	5,697,789.22
INDUSTRIAL AND COMMERC BANK OF CHINA	LINEA DE CREDITO USD 297,719,934.10	LPS	4,858,562,046.61	-	363,009,915.77	104,396,699.62	-	467,406,615.39	4,495,552,130.84	2,315,193.85	4,497,867,324.69	
CLUB DE PARIS												
SUIZA												
SERV	CP V	LPS	2,534,508.30		-	-	-	-	2,534,508.30	8,051.98	2,542,560.28	
SERV	CP VI	LPS	39,842,291.36		-	-	-	-	39,842,291.36	126,576.53	39,968,867.89	
TOTAL DEUDA EXTERNA			4,906,633,461.29	-	363,009,915.77	104,396,699.62	-	467,406,615.39	4,543,623,545.52	2,452,996.56	4,546,076,542.08	

FILE: REVALUACION MENSUAL 2022-JUNIO
ELT/



Empresa Nacional
de Energía Eléctrica

Gerencia de Finanzas Corporativa
Departamento de Análisis y Programación Financiera



HONDURAS
GOBIERNO DE LA REPÚBLICA

MOVIMIENTO SERVICIO DEUDA INTERNA JUNIO DEL 2022

(CIFRAS EN LEMPIRAS)

INSTITUCION FINANCIERA	REFERENCIA PRÉSTAMO	TASA DE INTERES	31.05.2022	DESEMBOLSOS	SERVICIO DEUDA PAGADO				30.06.2022	REVALUACION	30.06.2022
					PRINCIPAL	INTERESES	COMISION	TOTAL	SIN REVALUACION		REVALUADO
DEUDA INTERNA											
GENERACION											
BCO.CENTRAL DE HONDURAS											
FONDO - ERP	CLUB DE PARIS	VARIABLE	4,350,117,440.02		-	-	-	-	4,350,117,440.02	2,424,774.87	4,352,542,214.90
	MULTILATERALES	VARIABLE	1,428,037,990.36		-	-	-	-	1,428,037,990.36	795,994.75	1,428,833,985.11
CONV. SUBSIDIARIO - JICA	HO-P6	0.01%	66,387,068.01		-	-	-	-	66,387,068.01	(4,339,718.97)	62,047,349.03
			-								
TOTAL GENERACION			5,844,542,498.39	-	-	-	-	-	5,844,542,498.39	(1,118,949.35)	5,843,423,549.04
DISTRIBUCION											
GOBIERNO CENTRAL											
FONDO - ERP	MULTILATERALES		321,954,910.44					-	321,954,910.44	179,459.10	322,134,369.54
	BILATERALES		5,610,039.37					-	5,610,039.37	3,127.06	5,613,166.43
GOBIERNO CENTRAL											
Gobierno Central	Ptamo Temporal		4,553,496,299.16					-	4,553,496,299.16	-	4,553,496,299.16
	Bono Soberano		12,352,892,110.32	-	-	-	-	-	12,352,892,110.32	6,885,557.19	12,359,777,667.51
	Bono Soberano 2020		14,601,707,162.36	-	-	-	-	-	14,601,707,162.36	8,139,056.73	14,609,846,219.10
	Sefin-Eximbank China		1,802,838,120.42	-	-	-	-	-	1,802,838,120.42	1,004,910.01	1,803,843,030.43
EEH											
EEH	Reembolso de Inversiones 2° Año	7.2%	337,881,909.36	-	-	-	-	-	337,881,909.36	188,336.88	338,070,246.24
Banca Privada											
Banco Ficohsa	Sindicado I	10.00%	42,126.67	-	-	-	-	-	42,126.67	-	42,126.67
	Sindicado II	10.00%	1,960,000,000.00	-	-	-	-	-	1,960,000,000.00	-	1,960,000,000.00
Bonos RBCP - 2016	ISIN HNEEE 000835	6.0%	1,215,330,000.00	-	-	-	506,387.50	506,387.50	1,215,330,000.00	-	1,215,330,000.00
Bonos VGE 2019	ISIN HENEE000124		703,756,000.00	-		14,251,059.00	293,231.67	14,544,290.67	703,756,000.00	-	703,756,000.00



Empresa Nacional
de Energía Eléctrica

Gerencia de Finanzas Corporativa
Departamento de Análisis y Programación Financiera



HONDURAS
GOBIERNO DE LA REPUBLICA

MOVIMIENTO SERVICIO DEUDA INTERNA JUNIO DEL 2022

(CIFRAS EN LEMPIRAS)

INSTITUCION FINANCIERA	REFERENCIA PRÉSTAMO	TASA DE INTERES	31.05.2022	DESEMBOLSOS	SERVICIO DEUDA PAGADO				30.06.2022	REVALUACION	30.06.2022
					PRINCIPAL	INTERESES	COMISION	TOTAL	SIN REVALUACION		REVALUADO
	ISIN HENEE000181		1,070,000,000.00	-		24,342,500.00	445,833.33	24,788,333.33	1,070,000,000.00	-	1,070,000,000.00
	ISIN HENEE000249		983,412,000.00	-		23,970,667.50	409,755.00	24,380,422.50	983,412,000.00	-	983,412,000.00
	ISIN HENEE000348		7,500,000.00	-		195,000.00	3,125.00	198,125.00	7,500,000.00	-	7,500,000.00
	ISIN HENEE000405		161,356,000.00	-		4,396,951.00	67,231.67	4,464,182.67	161,356,000.00	-	161,356,000.00
	ISIN HENEE000587		612,122,000.00	-		16,389,566.55	255,050.83	16,644,617.38	612,122,000.00	-	612,122,000.00
	ISIN HENEE000488		1,796,602,000.00	-		50,215,025.00	748,584.17	50,963,609.17	1,796,602,000.00	-	1,796,602,000.00
Bonos VGE 2020	ISIN HENEE00064-5		1,014,000,000.00	-		31,941,000.00	422,500.00	32,363,500.00	1,014,000,000.00	-	1,014,000,000.00
	ISIN HENEE00066-0		1,651,000,000.00	-		62,738,000.00	687,916.66	63,425,916.66	1,651,000,000.00	-	1,651,000,000.00
	ISIN HENEE00072-8		758,300,000.00	-		29,194,550.00	315,958.33	29,510,508.33	758,300,000.00	-	758,300,000.00
	ISIN HENEE00076-9		621,000,000.00	-		26,392,500.00	258,750.00	26,651,250.00	621,000,000.00	-	621,000,000.00
	ISIN HENEE00084-3		164,000,000.00	-		7,380,000.00	68,333.33	7,448,333.33	164,000,000.00	-	164,000,000.00
Bonos VGE 2021	ISIN HENEE00098-3		1,413,141,000.00	-	-		588,808.75	588,808.75	1,413,141,000.00	-	1,413,141,000.00
	ISIN HENEE00099-1		565,000,000.00	-	-		235,416.67	235,416.67	565,000,000.00	-	565,000,000.00
	ISIN HENEE00077-7		300,000,000.00	-	-		125,000.00	125,000.00	300,000,000.00	-	300,000,000.00
	ISIN HENEE00085-0		150,000,000.00	-	-		62,500.00	62,500.00	150,000,000.00	-	150,000,000.00
	ISIN HENEE00096-7		150,000,000.00	-	-		62,500.00	62,500.00	150,000,000.00	-	150,000,000.00
BID - CONV. SUBSIDIARIO	1584/SF-HO	1 y 2%	361,617,166.13	-	-	-	-	-	361,617,166.13	201,567.02	361,818,733.15
TESORERIA GENERAL DE LA REPUBLICA	CUT - LPS		-	-	-	-	-	-	-	-	-
	CUT - USD		22,969,030.32	-	-	-	-	-	22,969,030.32	12,803.04	22,981,833.36
TOTAL DISTRIBUCION			49,657,527,874.55	-	-	291,406,819.05	5,556,882.91	296,963,701.96	49,657,527,874.55	16,614,817.04	49,674,142,691.59
TRANSMISION											
BCO.CENTRAL DE HONDURAS											
GOBIERNO CENTRAL											
FONDO - ERP	CLUB DE PARIS	VARIABLE	629,327,133.70	-	-	-	-	-	629,327,133.70	350,789.75	629,677,923.45
	MULTILATERALES	VARIABLE	57,002,869.11	-	-	-	-	-	57,002,869.11	31,773.65	57,034,642.76
	BILATERALES	VARIABLE	148,358,850.00	-	-	-	-	-	148,358,850.00	82,695.89	148,441,545.89
BID - CONV. SUBSIDIARIO	2016/BL-HO	VARIABLE	477,235,336.67	-	-	-	-	-	477,235,336.67	266,013.11	477,501,349.77



Empresa Nacional
de Energía Eléctrica

Gerencia de Finanzas Corporativa
Departamento de Análisis y Programación Financiera



HONDURAS
GOBIERNO DE LA REPÚBLICA

MOVIMIENTO SERVICIO DEUDA INTERNA JUNIO DEL 2022

(CIFRAS EN LEMPIRAS)

INSTITUCION FINANCIERA	REFERENCIA PRÉSTAMO	TASA DE INTERES	31.05.2022	DESEMBOLSOS	SERVICIO DEUDA PAGADO				30.06.2022	REVALUACION	30.06.2022
					PRINCIPAL	INTERESES	COMISION	TOTAL	SIN REVALUACION		REVALUADO
		0.25%	208,975,722.00			-	-	-	208,975,722.00	116,484.00	209,092,206.00
BID - CONV. SUBSIDIARIO	3103/BL-HO	VARIABLE	391,625,138.80	-	-	-	-	-	391,625,138.80	218,293.60	391,843,432.40
		0.25%	167,839,345.20						167,839,345.20	93,554.40	167,932,899.60
BID - CONV. SUBSIDIARIO	3435/BL-HO	VARIABLE	336,703,440.00	-	-	-	-	-	336,703,440.00	187,680.00	336,891,120.00
		0.25%	224,468,960.00	-					224,468,960.00	125,120.00	224,594,080.00
BID - CONV. SUBSIDIARIO	4598/BL-HO	VARIABLE	770,070,045.84	-	-	-	-	-	770,070,045.84	429,240.48	770,499,286.32
		0.25%	513,380,030.56						513,380,030.56	286,160.32	513,666,190.88
BID - CONV. SUBSIDIARIO	4599/SX-HO	VARIABLE	41,477,960.00	-	-	-	-	-	41,477,960.00	23,120.00	41,501,080.00
		0.25%	-								
CUENTA - FDO. CONTRAVALOR HONDURAS-ESPAÑA	CONV. CONVERSIÓN ICO		246,914,332.12		-	-	-	-	246,914,332.12	137,631.15	247,051,963.27
TOTAL TRANSMISION			4,213,379,163.99	-	-	-	-	-	4,213,379,163.99	2,348,556.35	4,215,727,720.34
HOLDING GOBIERNO CENTRAL											
IDA- CONV. SUBSIDIARIO	4536-HN	0.75%	609,970,000.00		-	-	-	-	609,970,000.00	340,000.00	610,310,000.00
TOTAL HOLDING			609,970,000.00	-	-	-	-	-	609,970,000.00	340,000.00	610,310,000.00
TOTAL			60,325,419,536.94	-	-	291,406,819.05	5,556,882.91	296,963,701.96	60,325,419,536.94	18,184,424.04	60,343,603,960.98


RESUMEN SERVICIO DEUDA VENCIDA PENDIENTE DE PAGO

AL 30 DE JUNIO DEL 2022

(Cifras en Lempiras)

CONCEPTO	PRINCIPAL	INTERESES	INTERESES MORATORIOS	COMISIONES	TOTAL
PRESTAMOS DEUDA EXTERNA E INTERNA					
GENERACION	3,796,635,124.48	1,479,164,914.89	77,537,037.59	58,588,934.14	5,411,926,011.10
DISTRIBUCION	261,438,596.59	1,546,841,516.93	3,652,169.53	146,474.40	1,812,078,757.45
TRANSMISION	1,053,228,749.54	330,994,923.58	5,043,721.06	23,894,009.08	1,413,161,403.26
HOLDING	213,608,500.00	-	-	29,638,179.38	243,246,679.38
	5,324,910,970.61	3,357,001,355.40	86,232,928.19	112,267,596.99	8,880,412,851.19
TOTAL DEUDA EXTERNA E INTERNA	5,324,910,970.61	3,357,001,355.40	86,232,928.19	112,267,596.99	8,880,412,851.19

ELABORADO POR:



EMMA L. TABORA

 OFICIAL CONTABLE I

 ANALISIS Y PROGRAMACION FINANCIERA

AUTORIZADO POR:



ANA LOURDES AGUILAR

 JEFE DEPARTAMENTO DE ANALISIS

 Y PROGRAMACION FINANCIERA




RESUMEN SERVICIO DEUDA VENCIDA PENDIENTE DE PAGO

AL 30 DE JUNIO DEL 2022

(Cifras en Lempiras)

CONCEPTO	PRINCIPAL	INTERESES	INTERESES MORATORIOS	COMISIONES	TOTAL
PRESTAMOS DEUDA EXTERNA E INTERNA					
GENERACION	3,796,635,124.48	1,479,164,914.89	77,537,037.59	58,588,934.14	5,411,926,011.10
DISTRIBUCION	261,438,596.59	1,546,841,516.93	3,652,169.53	146,474.40	1,812,078,757.45
TRANSMISION	1,053,228,749.54	330,994,923.58	5,043,721.06	23,894,009.08	1,413,161,403.26
HOLDING	213,608,500.00	-	-	29,638,179.38	243,246,679.38
	5,324,910,970.61	3,357,001,355.40	86,232,928.19	112,267,596.99	8,880,412,851.19
TOTAL DEUDA EXTERNA E INTERNA	5,324,910,970.61	3,357,001,355.40	86,232,928.19	112,267,596.99	8,880,412,851.19

ELABORADO POR:



EMMA L. TABORA
 OFICIAL CONTABLE I
 ANALISIS Y PROGRAMACION FINANCIERA

AUTORIZADO POR:



ANA LOURDES AGUILAR
 JEFE DEPARTAMENTO DE ANALISIS
 Y PROGRAMACION FINANCIERA




RESUMEN MOVIMIENTO DEL SERVICIO DE LA DEUDA EXTERNA

AL 30 DE JUNIO DE 2022

INSTITUCION FINANCIERA	MDA	31.05.2022	DESEMBOLSOS	SERVICIO DE LA DEUDA PAGADA				SALDO AL 30.06.2022 SIN REVALUACION	REVALUACION	SALDO AL 30.06.2022 REVALUADO
				PRINCIPAL	INTERESES	COMISION	TOTAL			
GENERACION	LPS	4,906,633,461.29	-	363,009,915.77	104,396,699.62	-	467,406,615.39	4,543,623,545.52	2,452,996.56	4,546,076,542.08
TOTAL DEUDA EXTERNA		4,906,633,461.29	-	363,009,915.77	104,396,699.62	-	467,406,615.39	4,543,623,545.52	2,452,996.56	4,546,076,542.08

FILE: REVALUACION MENSUAL 2022-JUNIO




 ELABORADO POR: _____

 EMMA L. TABORA

 OFICIAL CONTABLE I

 DEPTO. ANALISIS Y PROGRAMACION FINANCIERA



 AUTORIZADO POR: _____

 ANA LOURDES AGUILAR

 JEFE DEPARTAMENTO DE ANALISIS

 Y PROGRAMACION FINANCIERA

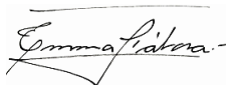


RESUMEN MOVIMIENTO SERVICIO DEUDA INTERNA JUNIO DEL 2022

(CIFRAS EN LEMPIRAS)

INSTITUCION FINANCIERA	REFERENCIA PRÉSTAMO	TASA DE INTERES	31.05.2022	DESEMBOLSOS	SERVICIO DEUDA PAGADO				30.06.2022	REVALUACION	30.06.2022
					PRINCIPAL	INTERESES	COMISION	TOTAL	SIN REVALUACION		REVALUADO
DEUDA INTERNA											
GENERACION			5,844,542,498.39	-	-	-	-	-	5,844,542,498.39	(1,118,949.35)	5,843,423,549.04
DISTRIBUCION			49,657,527,874.55	-	-	291,406,819.05	5,556,882.91	296,963,701.96	49,657,527,874.55	16,614,817.04	49,674,142,691.59
TRANSMISION			4,213,379,163.99	-	-	-	-	-	4,213,379,163.99	2,348,556.35	4,215,727,720.34
HOLDING			609,970,000.00	-	-	-	-	-	609,970,000.00	340,000.00	610,310,000.00
GRAN TOTAL			60,325,419,536.94	-	-	291,406,819.05	5,556,882.91	296,963,701.96	60,325,419,536.94	18,184,424.04	60,343,603,960.98

ELABORADO POR:



EMMA L. TABORA
 OFICIAL CONTABLE I
 DEPTO. ANALISIS Y PROGRAMACION FINANCIERA

AUTORIZADO POR:




ANA LOURDES AGUILAR
 JEFE DEPARTAMENTO DE ANALISIS
 Y PROGRAMACION FINANCIERA