

BANHPROVI SEGUNDO PISO
BALANCE GENERAL
FI-BCH
Al 31 DE MAYO DEL 2022
MAYOR GENERAL

| ACTIVOS | |
|---|-------------------|
| ACTIVO | 22,113,580,496.87 |
| DISPONIBILIDADES | 3,663,452,797.45 |
| DEPOSITOS EN BANCO CENTRAL DE HONDURAS | 3,663,452,797.45 |
| DEPOSITOS ESPECIALES | 3,663,452,797.45 |
| Depositos Especiales | 3,663,452,797.45 |
| PRESTAMOS DESCUENTOS Y NEGOCIACIONES | 18,450,085,997.45 |
| PRESTAMO VIGENTES | 19,065,625,237.50 |
| BANCOS | 17,174,525,379.77 |
| PLAZO MAYOR DE TREINTA DÍAS | 17,174,525,379.77 |
| SOCIEDADES FINANCIERAS | 929,134,398.40 |
| PLAZO MAYOR DE TREINTA DÍAS | 929,134,398.40 |
| OTRAS | 961,965,459.33 |
| (INGRESOS POR INTERESES CAPITALIZADOS A PRESTAMO (COMERCIALES)) | -7,830,745.75 |
| INTERESES CAPITALIZADOS ALIVIOS COVID-19 | -2,146,183.02 |
| CONSUMO | -134,020.76 |
| INTERESES CAPITALIZADOS CONSUMO COVID-19 (VIVIENDA) | -5,550,541.97 |
| INTERESES CAPITALIZADOS VIVIENDA COVID-19 | -5,550,541.97 |
| RENDIMIENTO FINANCIEROS POR COBRAR DE PRESTAMO | 11,668,657.36 |
| INTERESES POR COBRAR | 11,668,657.36 |
| ESTIMACION POR DETERIORO ACUMULADO DE PRESTAM | -619,377,151.66 |
| PRESTAMOS VIGENTES | -329,323,336.80 |
| PRESTAMOS FIDUCIARIOS | -129,971,549.20 |
| PRESTAMOS FIDUCIARIOS | -129,971,549.20 |
| Sobre Prestamos Fiduciarios | -129,971,549.20 |
| PRESTAMOS PRENDARIOS | -20,695,381.72 |
| SOBRE PRESTAMOS PRENDARIOS | -20,695,381.72 |
| PRESTAMOS HIPOTECARIOS | -178,656,405.88 |
| PRESTAMOS PARA VIVIENDA | -178,656,405.88 |
| Sobre Prestamos Vivienda | -178,656,405.88 |
| PRESTAMOS VENCIDOS | -1,966,901.49 |
| PRESTAMOS HIPOTECARIOS | -1,966,901.49 |
| PRESTAMOS PARA VIVIENDA | -1,966,901.49 |
| Sobre Prestamos Vivienda | -1,966,901.49 |
| CARTERA INDIRECTA | -288,086,913.37 |
| CARTERA INDIRECTA-OTROS | -288,086,913.37 |
| CUENTAS POR COBRAR | 41,701.97 |
| CUENTAS Y COMISIONES POR COBRAR | 59,721,060.80 |
| CUENTAS POR COBRAR | 59,645,772.74 |
| DEUDORES VARIOS | 59,645,772.74 |
| CUENTAS VARIAS | 59,645,772.74 |
| FIDEICOMISO BANRURAL (VIGENTE) | 473,828.41 |
| FIDEICOMISO BANRURAL (VENCIDO) | 4,050,000.00 |
| COMISIONES POR COBRAR | 75,288.06 |
| OTRAS COMISIONES POR COBRAR | 75,288.06 |
| (ESTIMACIÓN POR DETERIORO ACUMULADO DE CUENTAS | -59,679,358.83 |

| PASIVOS Y CAPITAL | |
|---|---------------------|
| PASIVOS | |
| PASIVO | 9,004,176.84 |
| OBLIGACIONES FINANCIERAS | 240,072.43 |
| COSTO FINANCIERO POR PAGAR SOBRE OBLIGACIONES FINAN | 240,072.43 |
| COMISIONES POR PAGAR | 240,072.43 |
| PRESTAMOS DE INTITUCIONES FINANCIERAS NACIONALES | 240,072.43 |
| OTROS CREDITOS Y OBLIGACIONES BANCARIAS | 240,072.43 |
| Comision Admon. A favor de Banhprovi | 240,072.43 |
| CUENTAS POR PAGAR | 95,825.07 |
| OBLIGACIONES POR ADMINISTRACION | 95,825.07 |
| CUENTAS POR LIQUIDAR POR CONTRATOS DE ADMINISTRACI | 95,825.07 |
| CUENTA TRANSITORIA | 95,825.07 |
| OTRAS CUENTAS POR LIQUIDAR - BANRURAL | 95,825.07 |
| ACREEDORES VARIOS | -326,750.02 |
| ACREEDORES VARIOS | -326,750.02 |
| CUENTAS VARIAS | -326,750.02 |
| OTROS PASIVOS | 8,995,029.36 |
| OTROS PASIVOS | 8,995,029.36 |
| CONFIANZA SA-FGR POR PAGAR | 8,995,029.36 |
| TOTAL PASIVOS | 9,004,176.84 |

| CAPITAL Y RESERVAS DE CAPITAL | |
|--|--------------------------|
| PATRIMONIO | 21,827,186,446.63 |
| CAPITAL SOCIAL | 13,900,000,000.00 |
| CAPITAL ASIGNADO | 13,900,000,000.00 |
| CAPITAL ASIGNADO | 13,900,000,000.00 |
| Capital Asignado | 13,900,000,000.00 |
| RESERVAS, RESULTADOS Y OTROS | 7,929,416,295.34 |
| RESULTADOS DE EJERCICIOS ANTERIORES | 7,929,416,295.34 |
| UTILIDADES DE AÑOS ANTERIORES | 7,929,416,295.34 |
| UTILIDADES DE AÑOS ANTERIORES | 7,929,416,295.34 |
| PATRIMONIO RESTRINGIDO NO DISTRIBUIBLE | -2,229,848.71 |
| AJUSTES POR ADOPCIÓN POR PRIMERA VEZ DE LAS NIIF | -2,229,848.71 |
| Ajustes Por Adopción por Primera Vez de las NIIF- Cuenta Acreedora | 51,646.35 |
| (Ajustes Por Adopción por Primera Vez de las NIIF- Cuenta Deudora) | -2,281,495.06 |
| RESULTADO DEL EJERCICIO | 277,389,873.40 |
| TOTAL PASIVOS Y CAPITAL | 22,113,580,496.87 |

| PASIVOS CONTINGENTES | |
|---|------------------|
| PASIVO CONTINGENTE | 9,689,958,644.96 |
| EXIGIBILIDADES CONTRACTUALES | 8,537,610,993.88 |
| MÁRGENES POR GIRAR EN LÍNEAS DE CRÉDITO | 8,537,610,993.88 |
| LÍNEA DE CREDITO AGROPECUARIO | 7,017,208,891.57 |

| | |
|---|--------------------------|
| (CUENTAS Y COMISIONES POR COBRAR) | -59,679,358.83 |
| (DEUDORES VARIOS) | -59,679,358.83 |
| (CUENTAS VARIAS) | -59,679,358.83 |
| (PARTES RELACIONADAS BANCO CONTINENTAL) | -13,293,630.45 |
| (FIDEICOMISO BANRURAL) | -46,385,728.38 |
| TOTAL DE ACTIVOS | 22,113,580,496.87 |

| | |
|--|--------------------------|
| ACTIVOS CONTINGENTES | |
| ACTIVOS CONTINGENTES | -9,689,958,644.96 |
| CREDITOS POR UTILIZAR | -8,537,610,993.88 |
| MÁRGENES POR UTILIZAR EN LÍNEAS DE CRÉDITO | -8,537,610,993.88 |
| LINEA DE CREDITO AGROPECUARIO | -7,017,208,891.57 |
| TOTAL DE ACTIVOS CONTINGENTES | -9,689,958,644.96 |

| | |
|--|-------------------|
| CUENTAS DE ORDEN | |
| CUENTAS DE ORDEN Y REGISTRO | 39,653,185,836.53 |
| GARANTIA DE CREDITOS CONCEDIDOS | 38,235,991,069.35 |
| VALORACION DE GARANTIAS | 38,235,991,069.35 |
| PROPIEDADES URBANAS | 27,441,178,490.27 |
| CASAS | 27,441,178,490.27 |
| Con Garantias Cedidas e Inscritas | 21,445,239,460.37 |
| Garantias en Custodia | 2,503,924,085.08 |
| Cesion Bienes Inmuebles | 470,296,944.83 |
| Garantias Cedidas No Inscritas | 3,021,717,999.99 |
| DEPÓSITOS EN INSTITUCIONES DEL SISTEMA FINANCIER | 30,000,000.00 |
| GARANTIAS EMITIDAS POR LA SAFGR | 2,771,444,178.05 |
| OTROS BIENES | 7,993,368,401.03 |
| OTRAS EMISIONES DE VALORES | 7,993,368,401.03 |
| Con Pagares Provisionales y Lineas de Credito | 5,286,944.00 |
| Con Pagares de Creditos Activos Fijos | 5,487,884,065.28 |
| Con Pagares de Creditos Capital de Trabajo | 1,692,247,112.30 |
| Garantias Bancarias Recibidas | 705,542,083.48 |
| Garantias Prendarias Inscritas | 102,408,195.97 |
| OPERACIONES EN SUSPENSO | 40,678,555.49 |
| INTERESES EN SUSPENSO SOBRE OPERACIONES CREDITIC | 40,678,555.49 |
| SOBRE OPERACIONES CREDITICIAS | 40,678,555.49 |
| CARTERA COMERCIAL | 3,937,741.39 |
| Sobre Cartera Fiduciaria en Mora | 1,420,558.02 |
| SOBRE CARTERA ADMINISTRADA BANRURAL | 2,517,183.37 |
| CARTERA PARA VIVIENDA | 36,740,814.10 |
| Sobre Cartera Hipotecaria en Mora | 3,706,436.44 |
| SOBRE CARTERA ADMINISTRADA BANRURAL | 33,034,377.66 |

| | |
|-----------------------------------|-------------------------|
| TOTAL PASIVOS CONTINGENTES | 9,689,958,644.96 |
|-----------------------------------|-------------------------|

| | |
|--|--------------------------|
| CUENTAS DE ORDEN | |
| CUENTAS DE ORDEN POR CONTRA | 39,653,185,836.53 |
| CUENTAS DE ORDEN POR CONTRA | 39,653,185,836.53 |
| Cuentas de Orden Contra | 39,653,185,836.53 |
| TOTAL CUENTAS DE ORDEN POR CONTRA | 39,653,185,836.53 |




BANHPROVI SEGUNDO PISO
BALANCE GENERAL
FI-BCH
Al 31 DE MAYO DEL 2022
MAYOR GENERAL

| | |
|---|--------------------------|
| CUENTAS DE REGISTRO | 1,376,516,211.69 |
| CUENTAS INCOBRABLES CASTIGADAS Y CRÉDITOS READECUADOS | 93,917,421.98 |
| PRESTAMOS READECUADOS | 93,917,421.98 |
| PRESTAMOS VIGENTES | 93,917,421.98 |
| PRESTAMOS FIDUCIARIOS | 421,548.97 |
| FIDUCIARIOS-SEGUNDO PISO | 421,548.97 |
| PRESTAMOS HIPOTECARIOS | 93,495,873.01 |
| HIPOTECARIOS SEGUNDO PISO | 93,495,873.01 |
| OTRAS CUENTAS DE ORDEN Y REGISTRO | 1,282,598,789.71 |
| PRÉSTAMOS READECUADOS | 128,806,138.63 |
| PRÉSTAMOS READECUADOS-BANCOS | 116,863,663.78 |
| INTERESES AGROCRÉDITO TASA SUBSIDIO | 11,942,474.85 |
| TOTAL CUENTAS DE ORDEN | 39,653,185,836.53 |


ELABORO


REVISOR BANHPROVI
SECCIÓN DE CONTADURÍA


AUTORIZO



BANHPROVI SEGUNDO PISO
BALANZA DE COMPROBACION
FI-BCH
Al 31 DE MAYO DEL 2022
MAYOR GENERAL

| Cuenta | Descripción | Saldos Iniciales | | Movimientos | | Saldos Actuales | |
|------------------------------|---|-------------------|----------------|------------------|------------------|-------------------|----------------|
| | | Saldo Deudor | Saldo Acreedor | Débitos | Créditos | Saldo Deudor | Saldo Acreedor |
| 10000.0000.0000.000.000.0000 | ACTIVO | 22,757,350,542.90 | 0.00 | 1,290,432,256.36 | 1,247,315,046.15 | 22,800,467,753.11 | 0.00 |
| 10000.0000.0000.000.000.0000 | ACTIVO | 0.00 | 699,377,644.39 | 15,847,664.74 | 3,357,276.59 | 0.00 | 686,887,256.24 |
| 11000.0000.0000.000.000.0000 | DISPONIBILIDADES | 3,651,747,370.22 | 0.00 | 629,509,027.30 | 617,803,600.07 | 3,663,452,797.45 | 0.00 |
| 11200.0000.0000.000.000.0000 | DEPOSITOS EN BANCO CENTRAL DE HONDURAS | 3,651,747,370.22 | 0.00 | 629,509,027.30 | 617,803,600.07 | 3,663,452,797.45 | 0.00 |
| 11201.0000.0000.000.000.0000 | DEPOSITOS ESPECIALES | 3,651,747,370.22 | 0.00 | 629,509,027.30 | 617,803,600.07 | 3,663,452,797.45 | 0.00 |
| 11201.0100.0000.000.000.0000 | Depositos Especiales | 3,651,747,370.22 | 0.00 | 629,509,027.30 | 617,803,600.07 | 3,663,452,797.45 | 0.00 |
| 11201.0100.0000.124.000.0000 | Depositos Especiales | 3,651,747,370.22 | 0.00 | 629,509,027.30 | 617,803,600.07 | 3,663,452,797.45 | 0.00 |
| 13000.0000.0000.000.000.0000 | PRESTAMOS DESCUENTOS Y NEGOCIACIONES | 19,045,275,341.35 | 0.00 | 660,847,941.00 | 628,829,387.49 | 19,077,293,894.86 | 0.00 |
| 13000.0000.0000.000.000.0000 | PRESTAMOS DESCUENTOS Y NEGOCIACIONES | 0.00 | 639,698,285.56 | 15,847,664.74 | 3,357,276.59 | 0.00 | 627,207,897.41 |
| 13100.0000.0000.000.000.0000 | PRESTAMO VIGENTES | 18,961,603,833.41 | 0.00 | 585,784,034.74 | 481,762,630.65 | 19,065,625,237.50 | 0.00 |
| 13116.0100.0000.000.000.0000 | BANCOS | 17,067,830,204.48 | 0.00 | 539,660,832.04 | 432,965,656.75 | 17,174,525,379.77 | 0.00 |
| 13116.0102.0000.000.000.0000 | PLAZO MAYOR DE TREINTA DÍAS | 17,067,830,204.48 | 0.00 | 539,660,832.04 | 432,965,656.75 | 17,174,525,379.77 | 0.00 |
| 13116.0102.0100.124.000.0000 | PRODUCCION (FIDUCIARIOS) | 3,714,219,133.22 | 0.00 | 0.01 | 141,491,552.91 | 3,572,727,580.32 | 0.00 |
| 13116.0102.0300.124.000.0000 | MIPYME (FIDUCIARIOS) | 1,085,484,701.88 | 0.00 | 1,806,650.02 | 72,341,051.96 | 1,014,950,299.94 | 0.00 |
| 13116.0102.0700.124.000.0000 | VIVIENDA (HIPOTECARIOS) | 12,267,269,023.35 | 0.00 | 537,854,182.01 | 219,122,800.04 | 12,586,000,405.32 | 0.00 |
| 13116.0102.0900.124.000.0000 | OTROS PRESTAMOS HIPOTECARIOS | 857,346.03 | 0.00 | 0.00 | 10,251.84 | 847,094.19 | 0.00 |
| 13116.0300.0000.000.000.0000 | SOCIEDADES FINANCIERAS | 945,036,115.62 | 0.00 | 9,828,791.00 | 25,730,508.22 | 929,134,398.40 | 0.00 |
| 13116.0302.0000.000.000.0000 | PLAZO MAYOR DE TREINTA DÍAS | 945,036,115.62 | 0.00 | 9,828,791.00 | 25,730,508.22 | 929,134,398.40 | 0.00 |
| 13116.0302.0100.124.000.0000 | PRODUCCION (FIDUCIARIOS) | 149,850,593.03 | 0.00 | 0.00 | 5,883,615.44 | 143,966,977.59 | 0.00 |
| 13116.0302.0300.124.000.0000 | MIPYME (FIDUCIARIOS) | 97,972,510.67 | 0.00 | 0.00 | 11,214,538.27 | 86,757,972.40 | 0.00 |
| 13116.0302.0700.124.000.0000 | VIVIENDA (HIPOTECARIOS) | 694,184,166.75 | 0.00 | 9,828,791.00 | 7,492,354.51 | 696,520,603.24 | 0.00 |
| 13116.0302.0900.124.000.0000 | OTROS PRESTAMOS HIPOTECARIOS | 3,028,845.17 | 0.00 | 0.00 | 1,140,000.00 | 1,888,845.17 | 0.00 |
| 13116.9900.0000.000.000.0000 | OTRAS | 948,737,513.31 | 0.00 | 36,294,411.70 | 23,066,465.68 | 961,965,459.33 | 0.00 |
| 13116.9900.0100.124.000.0000 | PRODUCCION (FIDUCIARIOS) | 422,463,271.84 | 0.00 | 1,979,352.44 | 11,591,284.78 | 412,851,339.50 | 0.00 |
| 13116.9900.0300.124.000.0000 | MIPYME (FIDUCIARIOS) | 119,474,564.13 | 0.00 | 3,008,737.26 | 8,320,849.83 | 114,162,451.56 | 0.00 |

BANHPROVI SEGUNDO PISO

BALANZA DE COMPROBACION

FI-BCH

AI 31 DE MAYO DEL 2022

MAYOR GENERAL

| Cuenta | Descripción | Saldos Iniciales | | Movimientos | | Saldos Actuales | |
|------------------------------|--|------------------|----------------|---------------|----------------|-----------------|----------------|
| | | Saldo Deudor | Saldo Acreedor | Débitos | Créditos | Saldo Deudor | Saldo Acreedor |
| 13116.9900.0700.124.000.0000 | VIVIENDA (HIPOTECARIOS) | 406,799,677.34 | 0.00 | 31,306,322.00 | 3,154,331.07 | 434,951,668.27 | 0.00 |
| 13600.0000.0000.000.000.0000 | (INGRESOS POR INTERESES CAPITALIZADOS A PRESTAMOS REFINANCIADOS) | 0.00 | 7,907,420.77 | 76,675.02 | 0.00 | 0.00 | 7,830,745.75 |
| 13601.0000.0000.000.000.0000 | (COMERCIALES) | 0.00 | 2,147,366.43 | 1,183.41 | 0.00 | 0.00 | 2,146,183.02 |
| 13601.0200.0000.000.000.0000 | INTERESES CAPITALIZADOS ALIVIOS COVID-19 | 0.00 | 2,147,366.43 | 1,183.41 | 0.00 | 0.00 | 2,146,183.02 |
| 13601.0202.0000.100.000.0000 | INTERESES CAPITALIZADOS COMERCIO CARTERA SEGUNDO PISO | 0.00 | 2,147,366.43 | 1,183.41 | 0.00 | 0.00 | 2,146,183.02 |
| 13602.0000.0000.000.000.0000 | CONSUMO | 0.00 | 146,691.89 | 12,671.13 | 0.00 | 0.00 | 134,020.76 |
| 13602.0100.0000.000.000.0000 | INTERESES CAPITALIZADOS CONSUMO COVID-19 | 0.00 | 146,691.89 | 12,671.13 | 0.00 | 0.00 | 134,020.76 |
| 13602.0102.0000.100.000.0000 | INTERESES CAPITALIZADOS CONSUMO CARTERA SEGUNDO PISO | 0.00 | 146,691.89 | 12,671.13 | 0.00 | 0.00 | 134,020.76 |
| 13603.0000.0000.000.000.0000 | (VIVIENDA) | 0.00 | 5,613,362.45 | 62,820.48 | 0.00 | 0.00 | 5,550,541.97 |
| 13603.0200.0000.000.000.0000 | INTERESES CAPITALIZADOS VIVIENDA COVID-19 | 0.00 | 5,613,362.45 | 62,820.48 | 0.00 | 0.00 | 5,550,541.97 |
| 13603.0202.0000.100.000.0000 | INTERESES CAPITALIZADOS VIVIENDA CARTERA SEGUNDO PISO | 0.00 | 5,613,362.45 | 62,820.48 | 0.00 | 0.00 | 5,550,541.97 |
| 13800.0000.0000.000.000.0000 | RENDIMIENTO FINANCIEROS POR COBRAR DE PRESTAMOS DESCUENTOS Y NEGOCIACIONES | 83,671,507.94 | 0.00 | 75,063,906.26 | 147,066,756.84 | 11,668,657.36 | 0.00 |
| 13801.0000.0000.000.000.0000 | INTERESES POR COBRAR | 83,671,507.94 | 0.00 | 75,063,906.26 | 147,066,756.84 | 11,668,657.36 | 0.00 |
| 13801.0102.0100.124.000.0000 | SOBRE CARTERA DE PRODUCCION | 10,238,499.73 | 0.00 | 4,431,761.94 | 8,239,407.72 | 6,430,853.95 | 0.00 |
| 13801.0102.0200.124.000.0000 | SOBRE CARTERA DE VIVIENDA | 64,094,641.50 | 0.00 | 64,117,648.21 | 125,942,771.01 | 2,269,518.70 | 0.00 |
| 13801.0102.0400.124.000.0000 | SOBRE CARTERA DE MICROCREDITOS | 9,338,366.71 | 0.00 | 6,514,496.11 | 12,884,578.11 | 2,968,284.71 | 0.00 |
| 13900.0000.0000.000.000.0000 | ESTIMACION POR DETERIORO ACUMULADO DE PRESTAMOS DESCUENTOS Y NEGOCIACIONES | 0.00 | 631,790,864.79 | 15,770,989.72 | 3,357,276.59 | 0.00 | 619,377,151.66 |



| Cuenta | Descripción | Saldos Iniciales | | Movimientos | | Saldos Actuales | |
|------------------------------|---------------------------------------|------------------|----------------|---------------|--------------|-----------------|----------------|
| | | Saldo Deudor | Saldo Acreedor | Débitos | Créditos | Saldo Deudor | Saldo Acreedor |
| 13901.0000.0000.000.000.0000 | PRESTAMOS VIGENTES | 0.00 | 329,323,336.80 | 0.00 | 0.00 | 0.00 | 329,323,336.80 |
| 13901.0500.0000.000.000.0000 | PRESTAMOS FIDUCIARIOS | 0.00 | 129,971,549.20 | 0.00 | 0.00 | 0.00 | 129,971,549.20 |
| 13901.0501.0000.000.000.0000 | PRESTAMOS FIDUCIARIOS | 0.00 | 129,971,549.20 | 0.00 | 0.00 | 0.00 | 129,971,549.20 |
| 13901.0501.0100.000.000.0000 | Sobre Prestamos Fiduciarios | 0.00 | 129,971,549.20 | 0.00 | 0.00 | 0.00 | 129,971,549.20 |
| 13901.0700.0000.000.000.0000 | PRESTAMOS PRENDARIOS | 0.00 | 20,695,381.72 | 0.00 | 0.00 | 0.00 | 20,695,381.72 |
| 13901.0701.0000.000.000.0000 | SOBRE PRESTAMOS PRENDARIOS | 0.00 | 20,695,381.72 | 0.00 | 0.00 | 0.00 | 20,695,381.72 |
| 13901.0701.0000.124.000.0000 | SOBRE PRESTAMOS PRENDARIOS | 0.00 | 20,695,381.72 | 0.00 | 0.00 | 0.00 | 20,695,381.72 |
| 13901.1000.0000.000.000.0000 | PRESTAMOS HIPOTECARIOS | 0.00 | 178,656,405.88 | 0.00 | 0.00 | 0.00 | 178,656,405.88 |
| 13901.1001.0000.000.000.0000 | PRESTAMOS PARA VIVIENDA | 0.00 | 178,656,405.88 | 0.00 | 0.00 | 0.00 | 178,656,405.88 |
| 13901.1001.0100.000.000.0000 | Sobre Prestamos Vivienda | 0.00 | 178,656,405.88 | 0.00 | 0.00 | 0.00 | 178,656,405.88 |
| 13903.0000.0000.000.000.0000 | PRESTAMOS VENCIDOS | 0.00 | 1,966,901.49 | 0.00 | 0.00 | 0.00 | 1,966,901.49 |
| 13903.1000.0000.000.000.0000 | PRESTAMOS HIPOTECARIOS | 0.00 | 1,966,901.49 | 0.00 | 0.00 | 0.00 | 1,966,901.49 |
| 13903.1001.0000.000.000.0000 | PRESTAMOS PARA VIVIENDA | 0.00 | 1,966,901.49 | 0.00 | 0.00 | 0.00 | 1,966,901.49 |
| 13903.1001.0100.000.000.0000 | Sobre Prestamos Vivienda | 0.00 | 1,966,901.49 | 0.00 | 0.00 | 0.00 | 1,966,901.49 |
| 13906.0000.0000.000.000.0000 | CARTERA INDIRECTA | 0.00 | 300,500,626.50 | 15,770,989.72 | 3,357,276.59 | 0.00 | 288,086,913.37 |
| 13906.9900.0000.000.000.0000 | CARTERA INDIRECTA-OTROS | 0.00 | 300,500,626.50 | 15,770,989.72 | 3,357,276.59 | 0.00 | 288,086,913.37 |
| 13906.9901.0000.100.000.0000 | CERTIFICADOS FONDO DE GARANTÍA BCH | 0.00 | 300,500,626.50 | 15,770,989.72 | 3,357,276.59 | 0.00 | 288,086,913.37 |
| 13906.9901.0000.120.000.0000 | CERTIFICADOS FONDO DE GARANTÍA BCH | 0.00 | 300,500,626.50 | 15,770,989.72 | 3,357,276.59 | 0.00 | 288,086,913.37 |
| 14000.0000.0000.000.000.0000 | CUENTAS POR COBRAR | 60,327,831.33 | 0.00 | 75,288.06 | 682,058.59 | 59,721,060.80 | 0.00 |
| 14000.0000.0000.000.000.0000 | CUENTAS POR COBRAR | 0.00 | 59,679,358.83 | 0.00 | 0.00 | 0.00 | 59,679,358.83 |
| 14300.0000.0000.000.000.0000 | CUENTAS Y COMISIONES POR COBRAR | 60,327,831.33 | 0.00 | 75,288.06 | 682,058.59 | 59,721,060.80 | 0.00 |
| 14301.0000.0000.000.000.0000 | CUENTAS POR COBRAR | 59,645,772.74 | 0.00 | 0.00 | 0.00 | 59,645,772.74 | 0.00 |
| 14301.0300.0000.000.000.0000 | DEUDORES VARIOS | 59,645,772.74 | 0.00 | 0.00 | 0.00 | 59,645,772.74 | 0.00 |
| 14301.0399.0000.000.000.0000 | CUENTAS VARIAS | 59,645,772.74 | 0.00 | 0.00 | 0.00 | 59,645,772.74 | 0.00 |
| 14301.0399.0500.124.000.0000 | PARTES RELACIONADAS BANCO CONTINENTAL | 13,293,630.45 | 0.00 | 0.00 | 0.00 | 13,293,630.45 | 0.00 |



| Cuenta | Descripción | Saldos Iniciales | | Movimientos | | Saldos Actuales | |
|------------------------------|---|------------------|----------------|------------------|------------------|-----------------|----------------|
| | | Saldo Deudor | Saldo Acreedor | Débitos | Créditos | Saldo Deudor | Saldo Acreedor |
| 14301.0399.1700.000.000.0000 | FIDEICOMISO BANRURAL (VIGENTE) | 473,828.41 | 0.00 | 0.00 | 0.00 | 473,828.41 | 0.00 |
| 14301.0399.1700.124.000.0000 | FIDEICOMISO BANRURAL (VIGENTE) | 473,828.41 | 0.00 | 0.00 | 0.00 | 473,828.41 | 0.00 |
| 14301.0399.1900.000.000.0000 | FIDEICOMISO BANRURAL (VENCIDO) | 4,050,000.00 | 0.00 | 0.00 | 0.00 | 4,050,000.00 | 0.00 |
| 14301.0399.1900.124.000.0000 | FIDEICOMISO BANRURAL (VENCIDO) | 4,050,000.00 | 0.00 | 0.00 | 0.00 | 4,050,000.00 | 0.00 |
| 14301.0399.2100.124.000.0000 | PRESTAMOS EJECUCION JUDICIAL | 41,828,313.88 | 0.00 | 0.00 | 0.00 | 41,828,313.88 | 0.00 |
| 14302.0000.0000.000.000.0000 | COMISIONES POR COBRAR | 682,058.59 | 0.00 | 75,288.06 | 682,058.59 | 75,288.06 | 0.00 |
| 14302.9900.0000.000.000.0000 | OTRAS COMISIONES POR COBRAR | 682,058.59 | 0.00 | 75,288.06 | 682,058.59 | 75,288.06 | 0.00 |
| 14302.9901.0000.100.000.0000 | OTRAS COMISIONES POR COBRAR EMISION CERT.GARANTIA FCH | 682,058.59 | 0.00 | 75,288.06 | 682,058.59 | 75,288.06 | 0.00 |
| 14302.9901.0000.120.000.0000 | OTRAS COMISIONES POR COBRAR EMISION CERT.GARANTIA FCH | 682,058.59 | 0.00 | 75,288.06 | 682,058.59 | 75,288.06 | 0.00 |
| 14900.0000.0000.000.000.0000 | (ESTIMACIÓN POR DETERIORO ACUMULADO DE CUENTAS Y COMISIONES POR COBRAR) | 0.00 | 59,679,358.83 | 0.00 | 0.00 | 0.00 | 59,679,358.83 |
| 14903.0000.0000.000.000.0000 | (CUENTAS Y COMISIONES POR COBRAR) | 0.00 | 59,679,358.83 | 0.00 | 0.00 | 0.00 | 59,679,358.83 |
| 14903.0103.0000.000.000.0000 | (DEUDORES VARIOS) | 0.00 | 59,679,358.83 | 0.00 | 0.00 | 0.00 | 59,679,358.83 |
| 14903.0103.9900.000.000.0000 | (CUENTAS VARIAS) | 0.00 | 59,679,358.83 | 0.00 | 0.00 | 0.00 | 59,679,358.83 |
| 14903.0103.9901.000.000.0000 | (PARTES RELACIONADAS BANCO CONTINENTAL) | 0.00 | 13,293,630.45 | 0.00 | 0.00 | 0.00 | 13,293,630.45 |
| 14903.0103.9902.000.000.0000 | (FIDEICOMISO BANRURAL) | 0.00 | 46,385,728.38 | 0.00 | 0.00 | 0.00 | 46,385,728.38 |
| 20000.0000.0000.000.000.0000 | PASIVO | 0.00 | 24,302,293.23 | 1,263,223,007.22 | 1,247,924,890.83 | 0.00 | 9,004,176.84 |
| 21000.0000.0000.000.000.0000 | DEPOSITOS | 0.00 | 0.00 | 1,247,312,627.37 | 1,247,312,627.37 | 0.00 | 0.00 |
| 21100.0000.0000.000.000.0000 | DEPOSITOS A COSTO AMORTIZADO | 0.00 | 0.00 | 1,247,312,627.37 | 1,247,312,627.37 | 0.00 | 0.00 |
| 21108.0000.0000.000.000.0000 | BANCOS DEL EXTERIOR | 0.00 | 0.00 | 1,247,312,627.37 | 1,247,312,627.37 | 0.00 | 0.00 |
| 21108.0100.0000.000.000.0000 | DEPOSITOS | 0.00 | 0.00 | 1,247,312,627.37 | 1,247,312,627.37 | 0.00 | 0.00 |



BANHPROVI SEGUNDO PISO

BALANZA DE COMPROBACION

FI-BCH

Al 31 DE MAYO DEL 2022

MAYOR GENERAL

| Cuenta | Descripción | Saldos Iniciales | | Movimientos | | Saldos Actuales | |
|------------------------------|---|------------------|----------------|------------------|------------------|-----------------|----------------|
| | | Saldo Deudor | Saldo Acreedor | Débitos | Créditos | Saldo Deudor | Saldo Acreedor |
| 21108.0101.0000.000.000.0000 | INTERMODULAR PRESTAMOS-BANCOS | 0.00 | 0.00 | 32,700,555.21 | 32,700,555.21 | 0.00 | 0.00 |
| 21108.0102.0000.000.000.0000 | INTERMODULAR DE BANCOS | 0.00 | 0.00 | 1,214,612,072.16 | 1,214,612,072.16 | 0.00 | 0.00 |
| 22000.0000.0000.000.000.0000 | OBLIGACIONES FINANCIERAS | 0.00 | 15,902,295.13 | 15,902,295.13 | 240,072.43 | 0.00 | 240,072.43 |
| 22800.0000.0000.000.000.0000 | COSTO FINANCIERO POR PAGAR SOBRE OBLIGACIONES FINANCIERAS | 0.00 | 15,902,295.13 | 15,902,295.13 | 240,072.43 | 0.00 | 240,072.43 |
| 22802.0000.0000.000.000.0000 | COMISIONES POR PAGAR | 0.00 | 15,902,295.13 | 15,902,295.13 | 240,072.43 | 0.00 | 240,072.43 |
| 22802.0200.0000.000.000.0000 | PRESTAMOS DE INTITUCIONES FINANCIERAS NACIONALES | 0.00 | 15,902,295.13 | 15,902,295.13 | 240,072.43 | 0.00 | 240,072.43 |
| 22802.0299.0000.000.000.0000 | OTROS CREDITOS Y OBLIGACIONES BANCARIAS | 0.00 | 15,902,295.13 | 15,902,295.13 | 240,072.43 | 0.00 | 240,072.43 |
| 22802.0299.0100.000.000.0000 | Comision Admon. A favor de Banhprovi | 0.00 | 15,902,295.13 | 15,902,295.13 | 240,072.43 | 0.00 | 240,072.43 |
| 22802.0299.0100.124.000.0000 | Comision Admon. A favor de Banhprovi | 0.00 | 15,902,295.13 | 15,902,295.13 | 240,072.43 | 0.00 | 240,072.43 |
| 23000.0000.0000.000.000.0000 | CUENTAS POR PAGAR | 0.00 | 95,825.07 | 0.00 | 0.00 | 0.00 | 95,825.07 |
| 23300.0000.0000.000.000.0000 | OBLIGACIONES POR ADMINISTRACION | 0.00 | 95,825.07 | 0.00 | 0.00 | 0.00 | 95,825.07 |
| 23302.0000.0000.000.000.0000 | CUENTAS POR LIQUIDAR POR CONTRATOS DE ADMINISTRACIÓN | 0.00 | 95,825.07 | 0.00 | 0.00 | 0.00 | 95,825.07 |
| 23302.9900.0000.000.000.0000 | CUENTA TRANSITORIA | 0.00 | 95,825.07 | 0.00 | 0.00 | 0.00 | 95,825.07 |
| 23302.9902.0000.000.000.0000 | OTRAS CUENTAS POR LIQUIDAR - BANRURAL | 0.00 | 95,825.07 | 0.00 | 0.00 | 0.00 | 95,825.07 |
| 24000.0000.0000.000.000.0000 | ACREEDORES VARIOS | 326,750.02 | 0.00 | 0.00 | 0.00 | 326,750.02 | 0.00 |
| 24300.0000.0000.000.000.0000 | ACREEDORES VARIOS | 326,750.02 | 0.00 | 0.00 | 0.00 | 326,750.02 | 0.00 |
| 24399.0000.0000.000.000.0000 | CUENTAS VARIAS | 326,750.02 | 0.00 | 0.00 | 0.00 | 326,750.02 | 0.00 |
| 24399.1300.0000.124.000.0000 | ACREEDORES VARIOS-SUBSIDIO AGROCRÉDITO | 326,750.02 | 0.00 | 0.00 | 0.00 | 326,750.02 | 0.00 |
| 29000.0000.0000.000.000.0000 | OTROS PASIVOS | 0.00 | 8,630,923.05 | 8,084.72 | 372,191.03 | 0.00 | 8,995,029.36 |
| 29900.0000.0000.000.000.0000 | OTROS PASIVOS | 0.00 | 8,630,923.05 | 8,084.72 | 372,191.03 | 0.00 | 8,995,029.36 |
| 29901.0500.0000.000.000.0000 | CONFIANZA SA-FGR POR PAGAR | 0.00 | 8,630,923.05 | 8,084.72 | 372,191.03 | 0.00 | 8,995,029.36 |
| 29901.0500.0000.124.000.0000 | CONFIANZA SA-FGR POR | 0.00 | 8,630,923.05 | 8,084.72 | 372,191.03 | 0.00 | 8,995,029.36 |



BANHPROVI SEGUNDO PISO
BALANZA DE COMPROBACION
FI-BCH
AI 31 DE MAYO DEL 2022
MAYOR GENERAL

| Cuenta | Descripción | Saldos Iniciales | | Movimientos | | Saldos Actuales | |
|------------------------------|--|------------------|-------------------|---------------|---------------|------------------|-------------------|
| | | Saldo Deudor | Saldo Acreedor | Débitos | Créditos | Saldo Deudor | Saldo Acreedor |
| | PAGAR | | | | | | |
| 30000.0000.0000.000.000.0000 | PATRIMONIO | 0.00 | 21,827,186,446.63 | 0.00 | 0.00 | 0.00 | 21,827,186,446.63 |
| 31000.0000.0000.000.000.0000 | CAPITAL SOCIAL | 0.00 | 13,900,000,000.00 | 0.00 | 0.00 | 0.00 | 13,900,000,000.00 |
| 31300.0000.0000.000.000.0000 | CAPITAL ASIGNADO | 0.00 | 13,900,000,000.00 | 0.00 | 0.00 | 0.00 | 13,900,000,000.00 |
| 31301.0000.0000.000.000.0000 | CAPITAL ASIGNADO | 0.00 | 13,900,000,000.00 | 0.00 | 0.00 | 0.00 | 13,900,000,000.00 |
| 31301.0100.0000.000.000.0000 | Capital Asignado | 0.00 | 13,900,000,000.00 | 0.00 | 0.00 | 0.00 | 13,900,000,000.00 |
| 32000.0000.0000.000.000.0000 | RESERVAS, RESULTADOS Y OTROS | 0.00 | 7,929,416,295.34 | 0.00 | 0.00 | 0.00 | 7,929,416,295.34 |
| 32400.0000.0000.000.000.0000 | RESULTADOS DE EJERCICIOS ANTERIORES | 0.00 | 7,929,416,295.34 | 0.00 | 0.00 | 0.00 | 7,929,416,295.34 |
| 32401.0000.0000.000.000.0000 | UTILIDADES DE AÑOS ANTERIORES | 0.00 | 7,929,416,295.34 | 0.00 | 0.00 | 0.00 | 7,929,416,295.34 |
| 32401.0200.0000.000.000.0000 | UTILIDADES DE AÑOS ANTERIORES | 0.00 | 7,929,416,295.34 | 0.00 | 0.00 | 0.00 | 7,929,416,295.34 |
| 33000.0000.0000.000.000.0000 | PATRIMONIO RESTRINGIDO NO DISTRIBUIBLE | 2,229,848.71 | 0.00 | 0.00 | 0.00 | 2,229,848.71 | 0.00 |
| 33600.0000.0000.000.000.0000 | AJUSTES POR ADOPCIÓN POR PRIMERA VEZ DE LAS NIIF | 2,229,848.71 | 0.00 | 0.00 | 0.00 | 2,229,848.71 | 0.00 |
| 33601.0000.0000.000.000.0000 | Ajustes Por Adopción por Primera Vez de las NIIF- Cuenta Acreedora | 0.00 | 51,646.35 | 0.00 | 0.00 | 0.00 | 51,646.35 |
| 33602.0000.0000.000.000.0000 | (Ajustes Por Adopción por Primera Vez de las NIIF- Cuenta Deudora) | 2,281,495.06 | 0.00 | 0.00 | 0.00 | 2,281,495.06 | 0.00 |
| 40000.0000.0000.000.000.0000 | ACTIVOS Y PASIVOS CONTINGENTES | 0.00 | 0.00 | 76,513,065.41 | 76,513,065.41 | 0.00 | 0.00 |
| 41000.0000.0000.000.000.0000 | ACTIVOS CONTINGENTES | 9,739,613,497.73 | 0.00 | 13,429,106.32 | 63,083,959.09 | 9,689,958,644.96 | 0.00 |
| 41199.0100.0000.100.000.0000 | OTRAS GARANTÍAS-FONDO DE GARANTIA | 1,202,002,503.85 | 0.00 | 13,429,106.32 | 63,083,959.09 | 1,152,347,651.08 | 0.00 |
| 41199.0100.0000.124.000.0000 | OTRAS GARANTÍAS-FONDO DE GARANTIA | 1,202,002,503.85 | 0.00 | 13,429,106.32 | 63,083,959.09 | 1,152,347,651.08 | 0.00 |
| 41200.0000.0000.000.000.0000 | CREDITOS POR UTILIZAR | 8,537,610,993.88 | 0.00 | 0.00 | 0.00 | 8,537,610,993.88 | 0.00 |
| 41203.0000.0000.000.000.0000 | MÁRGENES POR UTILIZAR EN LÍNEAS DE CRÉDITO | 8,537,610,993.88 | 0.00 | 0.00 | 0.00 | 8,537,610,993.88 | 0.00 |
| 41203.0300.0000.000.000.0000 | LINEA DE CREDITO AGROPECUARIO | 7,017,208,891.57 | 0.00 | 0.00 | 0.00 | 7,017,208,891.57 | 0.00 |
| 41203.0500.0000.100.000.0000 | LINEA MICROREDITO | 1,520,402,102.31 | 0.00 | 0.00 | 0.00 | 1,520,402,102.31 | 0.00 |

BANHPROVI SEGUNDO PISO
BALANZA DE COMPROBACION
FI-BCH
Al 31 DE MAYO DEL 2022
MAYOR GENERAL

| Cuenta | Descripción | Saldos Iniciales | | Movimientos | | Saldos Actuales | |
|------------------------------|---|------------------|------------------|---------------|---------------|-----------------|------------------|
| | | Saldo Deudor | Saldo Acreedor | Débitos | Créditos | Saldo Deudor | Saldo Acreedor |
| | REVOLVENTE | | | | | | |
| 42000.0000.0000.000.000.0000 | PASIVO CONTINGENTE | 0.00 | 9,739,613,497.73 | 63,083,959.09 | 13,429,106.32 | 0.00 | 9,689,958,644.96 |
| 42199.0100.0000.100.000.0000 | OTRAS GARANTÍAS-FONDO DE GARANTIA | 0.00 | 1,202,002,503.85 | 63,083,959.09 | 13,429,106.32 | 0.00 | 1,152,347,651.08 |
| 42199.0100.0000.124.000.0000 | OTRAS GARANTÍAS-FONDO DE GARANTIA | 0.00 | 1,202,002,503.85 | 63,083,959.09 | 13,429,106.32 | 0.00 | 1,152,347,651.08 |
| 42200.0000.0000.000.000.0000 | EXIGIBILIDADES CONTRACTUALES | 0.00 | 8,537,610,993.88 | 0.00 | 0.00 | 0.00 | 8,537,610,993.88 |
| 42203.0000.0000.000.000.0000 | MÁRGENES POR GIRAR EN LÍNEAS DE CRÉDITO | 0.00 | 8,537,610,993.88 | 0.00 | 0.00 | 0.00 | 8,537,610,993.88 |
| 42203.0300.0000.000.000.0000 | LINEA DE CREDITO AGROPECUARIO | 0.00 | 7,017,208,891.57 | 0.00 | 0.00 | 0.00 | 7,017,208,891.57 |
| 42203.0500.0000.100.000.0000 | LINEA MICROCREDITO REVOLVENTE | 0.00 | 1,520,402,102.31 | 0.00 | 0.00 | 0.00 | 1,520,402,102.31 |
| 50000.0000.0000.000.000.0000 | INGRESOS | 0.00 | 326,877,831.09 | 3,849.99 | 90,616,099.28 | 0.00 | 417,490,080.38 |
| 51000.0000.0000.000.000.0000 | INGRESOS FINANCIEROS | 0.00 | 321,559,697.11 | 1,349.99 | 74,769,821.50 | 0.00 | 396,328,168.62 |
| 51300.0000.0000.000.000.0000 | PRÉSTAMOS DESCUENTOS Y NEGOCIACIONES | 0.00 | 321,559,697.11 | 1,349.99 | 74,769,821.50 | 0.00 | 396,328,168.62 |
| 51305.0000.0000.000.000.0000 | PRESTAMOS FIDUCIARIOS | 0.00 | 71,372,661.89 | 1,349.99 | 10,960,112.59 | 0.00 | 82,331,424.49 |
| 51305.0100.0000.000.000.0000 | Sobre Fondos de Produccion | 0.00 | 42,277,254.81 | 0.00 | 4,432,945.35 | 0.00 | 46,710,200.16 |
| 51305.0300.0000.000.000.0000 | Sobre Fondos Microcreditos | 0.00 | 29,095,407.08 | 1,349.99 | 6,527,167.24 | 0.00 | 35,621,224.33 |
| 51310.0000.0000.000.000.0000 | PRESTAMOS HIPOTECARIOS | 0.00 | 250,187,035.22 | 0.00 | 63,809,708.91 | 0.00 | 313,996,744.13 |
| 51310.0200.0000.000.000.0000 | SOBRE FONDOS DE VIVIENDA | 0.00 | 250,164,555.37 | 0.00 | 63,809,708.91 | 0.00 | 313,974,264.28 |
| 51310.1000.0000.000.000.0000 | SOBRE PYMES PRIMER PISO | 0.00 | 22,479.85 | 0.00 | 0.00 | 0.00 | 22,479.85 |
| 51310.1100.0000.000.000.0000 | SOBRE FONDOS FIDEICOMISO BANRURAL | 0.00 | 22,479.85 | 0.00 | 0.00 | 0.00 | 22,479.85 |
| 51310.1100.0000.124.000.0000 | SOBRE FONDOS FIDEICOMISO BANRURAL | 0.00 | 22,479.85 | 0.00 | 0.00 | 0.00 | 22,479.85 |
| 52000.0000.0000.000.000.0000 | INGRESOS POR SERVICIOS FINANCIEROS | 0.00 | 1,402,151.11 | 2,500.00 | 75,288.06 | 0.00 | 1,474,939.17 |
| 52100.0000.0000.000.000.0000 | COMISIONES | 0.00 | 1,402,151.11 | 2,500.00 | 75,288.06 | 0.00 | 1,474,939.17 |
| 52101.0000.0000.000.000.0000 | SOBRE PRESTAMOS, DESCUENTOS Y NEGOCIACIONES | 0.00 | 1,402,151.11 | 2,500.00 | 75,288.06 | 0.00 | 1,474,939.17 |

BANHPROVI SEGUNDO PISO
BALANZA DE COMPROBACION
FI-BCH
Al 31 DE MAYO DEL 2022
MAYOR GENERAL

| Cuenta | Descripción | Saldos Iniciales | | Movimientos | | Saldos Actuales | |
|------------------------------|--|------------------|----------------|---------------|---------------|-----------------|----------------|
| | | Saldo Deudor | Saldo Acreedor | Débitos | Créditos | Saldo Deudor | Saldo Acreedor |
| 52101.9900.0000.000.000.0000 | COMISIONES VARIAS | 0.00 | 1,402,151.11 | 2,500.00 | 75,288.06 | 0.00 | 1,474,939.17 |
| 52101.9903.0000.100.000.0000 | COMISIONES EMISION GARANTIAS-FONDO DE GARANTIA | 0.00 | 1,402,151.11 | 2,500.00 | 75,288.06 | 0.00 | 1,474,939.17 |
| 52101.9903.0000.120.000.0000 | COMISIONES EMISION GARANTIAS-FONDO DE GARANTIA | 0.00 | 1,402,151.11 | 2,500.00 | 75,288.06 | 0.00 | 1,474,939.17 |
| 53000.0000.0000.000.000.0000 | INGRESOS POR OPERACIONES FINANCIERAS DIVERSAS | 0.00 | 949,595.13 | 0.00 | 15,770,989.72 | 0.00 | 16,720,584.85 |
| 53200.0000.0000.000.000.0000 | REVERSIÓN POR DETERIORO DE ACTIVOS FINANCIEROS | 0.00 | 949,595.13 | 0.00 | 15,770,989.72 | 0.00 | 16,720,584.85 |
| 53203.0100.0000.124.000.0000 | PRÉSTAMOS, DESCUENTOS Y NEGOCIACIONES | 0.00 | 949,595.13 | 0.00 | 15,770,989.72 | 0.00 | 16,720,584.85 |
| 59000.0000.0000.000.000.0000 | OTROS INGRESOS | 0.00 | 2,966,387.74 | 0.00 | 0.00 | 0.00 | 2,966,387.74 |
| 59900.0000.0000.000.000.0000 | OTROS INGRESOS | 0.00 | 2,966,387.74 | 0.00 | 0.00 | 0.00 | 2,966,387.74 |
| 59901.0000.0000.000.000.0000 | OTROS INGRESOS | 0.00 | 2,966,387.74 | 0.00 | 0.00 | 0.00 | 2,966,387.74 |
| 59901.0100.0000.000.000.0000 | SANCIONES ART. 31 REGLAMENTO CREDITO | 0.00 | 2,563,261.59 | 0.00 | 0.00 | 0.00 | 2,563,261.59 |
| 59901.0400.0000.000.000.0000 | INGRESOS PERIODOS ANTERIORES | 0.00 | 403,126.15 | 0.00 | 0.00 | 0.00 | 403,126.15 |
| 60000.0000.0000.000.000.0000 | GASTOS | 120,393,672.44 | 0.00 | 19,706,534.54 | 0.00 | 140,100,206.98 | 0.00 |
| 61000.0000.0000.000.000.0000 | GASTOS FINANCIEROS | 1,290,179.54 | 0.00 | 317,372.43 | 0.00 | 1,607,551.97 | 0.00 |
| 61900.0000.0000.000.000.0000 | OTROS GASTOS FINANCIEROS | 1,290,179.54 | 0.00 | 317,372.43 | 0.00 | 1,607,551.97 | 0.00 |
| 61999.0400.0000.000.000.0000 | RENDIMIENTO SOBRE CARTERAS | 1,290,179.54 | 0.00 | 317,372.43 | 0.00 | 1,607,551.97 | 0.00 |
| 61999.0400.0000.124.000.0000 | RENDIMIENTO SOBRE CARTERAS | 1,290,179.54 | 0.00 | 317,372.43 | 0.00 | 1,607,551.97 | 0.00 |
| 62000.0000.0000.000.000.0000 | GASTOS POR SERVICIOS FINANCIEROS | 63,272,230.40 | 0.00 | 16,031,885.52 | 0.00 | 79,304,115.92 | 0.00 |
| 62100.0000.0000.000.000.0000 | COMISIONES | 63,272,230.40 | 0.00 | 16,031,885.52 | 0.00 | 79,304,115.92 | 0.00 |
| 62104.0000.0000.000.000.0000 | POR SERVICIOS | 63,269,530.40 | 0.00 | 16,031,825.52 | 0.00 | 79,301,355.92 | 0.00 |
| 62104.0300.0000.000.000.0000 | FIDEICOMISOS Y ADMINISTRACIONES | 62,336,327.88 | 0.00 | 15,791,753.09 | 0.00 | 78,128,080.97 | 0.00 |
| 62104.0301.0000.000.000.0000 | Comision de Administracion del Programa | 62,336,327.88 | 0.00 | 15,791,753.09 | 0.00 | 78,128,080.97 | 0.00 |

BANHPROVI SEGUNDO PISO
BALANZA DE COMPROBACION
FI-BCH
Al 31 DE MAYO DEL 2022
MAYOR GENERAL

| Cuenta | Descripción | Saldos Iniciales | | Movimientos | | Saldos Actuales | |
|------------------------------|--|-------------------|----------------|------------------|----------------|-------------------|----------------|
| | | Saldo Deudor | Saldo Acreedor | Débitos | Créditos | Saldo Deudor | Saldo Acreedor |
| 62104.0501.0000.100.000.0000 | COMISIONES PAGADAS EMISION GARANTIAS-FONDO DE GARANTIA | 933,202.52 | 0.00 | 240,072.43 | 0.00 | 1,173,274.95 | 0.00 |
| 62104.0501.0000.124.000.0000 | COMISIONES PAGADAS EMISION GARANTIAS-FONDO DE GARANTIA | 933,202.52 | 0.00 | 240,072.43 | 0.00 | 1,173,274.95 | 0.00 |
| 62199.0000.0000.000.000.0000 | OTRAS COMISIONES | 2,700.00 | 0.00 | 60.00 | 0.00 | 2,760.00 | 0.00 |
| 62199.0300.0000.100.000.0000 | POR SERVICIOS BANCARIOS | 2,700.00 | 0.00 | 60.00 | 0.00 | 2,760.00 | 0.00 |
| 63000.0000.0000.000.000.0000 | GASTOS POR OPERACIONES FINANCIERAS DIVERSAS | 55,831,262.50 | 0.00 | 3,357,276.59 | 0.00 | 59,188,539.09 | 0.00 |
| 63200.0000.0000.000.000.0000 | PÉRDIDAS POR ESTIMACIÓN POR DETERIORO DE ACTIVOS FINANCIEROS | 55,831,262.50 | 0.00 | 3,357,276.59 | 0.00 | 59,188,539.09 | 0.00 |
| 63203.0000.0000.000.000.0000 | PRESTAMOS DESCUENTOS Y NEGOCIACIONES | 17,786,485.87 | 0.00 | 0.00 | 0.00 | 17,786,485.87 | 0.00 |
| 63203.0100.0000.000.000.0000 | Para Creditos de Dudoso Recaudo | 17,786,485.87 | 0.00 | 0.00 | 0.00 | 17,786,485.87 | 0.00 |
| 63203.0100.0000.124.000.0000 | Para Creditos de Dudoso Recaudo | 17,786,485.87 | 0.00 | 0.00 | 0.00 | 17,786,485.87 | 0.00 |
| 63299.0000.0000.000.000.0000 | OTROS ACTIVOS Y PASIVOS FINANCIEROS | 38,044,776.63 | 0.00 | 3,357,276.59 | 0.00 | 41,402,053.22 | 0.00 |
| 63299.0100.0000.100.000.0000 | CERTIFICADOS FONDO DE GARANTIA-FBCH | 38,044,776.63 | 0.00 | 3,357,276.59 | 0.00 | 41,402,053.22 | 0.00 |
| 63299.0100.0000.120.000.0000 | CERTIFICADOS FONDO DE GARANTIA-FBCH | 38,044,776.63 | 0.00 | 3,357,276.59 | 0.00 | 41,402,053.22 | 0.00 |
| 70000.0000.0000.000.000.0000 | CUENTAS DE ORDEN Y REGISTRO | 39,286,508,019.51 | 0.00 | 1,140,068,783.47 | 773,390,966.45 | 39,653,185,836.53 | 0.00 |
| 72000.0000.0000.000.000.0000 | GARANTIA DE CREDITOS CONCEDIDOS | 37,756,334,655.50 | 0.00 | 1,118,101,233.28 | 638,444,819.43 | 38,235,991,069.35 | 0.00 |
| 72200.0000.0000.000.000.0000 | VALORACION DE GARANTIAS | 37,756,334,655.50 | 0.00 | 1,118,101,233.28 | 638,444,819.43 | 38,235,991,069.35 | 0.00 |
| 72201.0000.0000.000.000.0000 | PROPIEDADES URBANAS | 26,793,840,140.12 | 0.00 | 1,110,876,218.13 | 463,537,867.98 | 27,441,178,490.27 | 0.00 |
| 72201.0400.0000.000.000.0000 | CASAS | 26,793,840,140.12 | 0.00 | 1,110,876,218.13 | 463,537,867.98 | 27,441,178,490.27 | 0.00 |
| 72201.0401.0000.000.000.0000 | Con Garantias Cedidas e Inscritas | 20,783,504,183.64 | 0.00 | 756,399,066.73 | 94,663,790.00 | 21,445,239,460.37 | 0.00 |
| 72201.0404.0000.000.000.0000 | Garantias en Custodia | 2,504,324,085.08 | 0.00 | 0.00 | 400,000.00 | 2,503,924,085.08 | 0.00 |
| 72201.0406.0000.000.000.0000 | Cesion Bienes Inmuebles | 488,081,309.83 | 0.00 | 0.00 | 17,784,365.00 | 470,296,944.83 | 0.00 |
| 72201.0408.0000.000.000.0000 | Garantias Cedidas No Inscritas | 3,017,930,561.57 | 0.00 | 354,477,151.40 | 350,689,712.98 | 3,021,717,999.99 | 0.00 |


BANHPROVI SEGUNDO PISO
BALANZA DE COMPROBACION
FI-BCH
AI 31 DE MAYO DEL 2022
MAYOR GENERAL

| Cuenta | Descripción | Saldos Iniciales | | Movimientos | | Saldos Actuales | |
|------------------------------|--|------------------|----------------|--------------|----------------|------------------|----------------|
| | | Saldo Deudor | Saldo Acreedor | Débitos | Créditos | Saldo Deudor | Saldo Acreedor |
| 72209.0000.0000.000.000.0000 | DEPÓSITOS EN INSTITUCIONES DEL SISTEMA FINANCIERO | 30,000,000.00 | 0.00 | 0.00 | 0.00 | 30,000,000.00 | 0.00 |
| 72209.0100.0000.100.000.0000 | DEPÓSITOS EN INSTITUCIONES-LINEA MICROCREDITO REVOLVENTE | 30,000,000.00 | 0.00 | 0.00 | 0.00 | 30,000,000.00 | 0.00 |
| 72210.0000.0000.000.000.0000 | GARANTIAS EMITIDAS POR LA SAFGR | 2,771,444,178.05 | 0.00 | 0.00 | 0.00 | 2,771,444,178.05 | 0.00 |
| 72210.0100.0000.100.000.0000 | DOCUMENTOS REPRESENTATIVOS DE CRÉDITOS-FIDUCIARIA | 2,771,444,178.05 | 0.00 | 0.00 | 0.00 | 2,771,444,178.05 | 0.00 |
| 72299.0000.0000.000.000.0000 | OTROS BIENES | 8,161,050,337.33 | 0.00 | 7,225,015.15 | 174,906,951.45 | 7,993,368,401.03 | 0.00 |
| 72299.1200.0000.000.000.0000 | OTRAS EMISIONES DE VALORES | 8,161,050,337.33 | 0.00 | 7,225,015.15 | 174,906,951.45 | 7,993,368,401.03 | 0.00 |
| 72299.1201.0000.000.000.0000 | Con Pagares Provisionales y Lineas de Credito | 5,286,944.00 | 0.00 | 0.00 | 0.00 | 5,286,944.00 | 0.00 |
| 72299.1202.0000.000.000.0000 | Con Pagares de Creditos Activos Fijos | 5,623,672,042.23 | 0.00 | 7,225,015.15 | 143,012,992.10 | 5,487,884,065.28 | 0.00 |
| 72299.1203.0000.000.000.0000 | Con Pagares de Creditos Capital de Trabajo | 1,724,141,071.65 | 0.00 | 0.00 | 31,893,959.35 | 1,692,247,112.30 | 0.00 |
| 72299.1205.0000.000.000.0000 | Garantias Bancarias Recibidas | 705,542,083.48 | 0.00 | 0.00 | 0.00 | 705,542,083.48 | 0.00 |
| 72299.1208.0000.000.000.0000 | Garantias Prendarias Inscritas | 102,408,195.97 | 0.00 | 0.00 | 0.00 | 102,408,195.97 | 0.00 |
| 77000.0000.0000.000.000.0000 | OPERACIONES EN SUSPENSO | 40,612,087.33 | 0.00 | 66,468.16 | 0.00 | 40,678,555.49 | 0.00 |
| 77100.0000.0000.000.000.0000 | INTERESES EN SUSPENSO SOBRE OPERACIONES CREDITICIAS | 40,612,087.33 | 0.00 | 66,468.16 | 0.00 | 40,678,555.49 | 0.00 |
| 77101.0000.0000.000.000.0000 | SOBRE OPERACIONES CREDITICIAS | 40,612,087.33 | 0.00 | 66,468.16 | 0.00 | 40,678,555.49 | 0.00 |
| 77101.0100.0000.000.000.0000 | CARTERA COMERCIAL | 3,919,920.01 | 0.00 | 17,821.38 | 0.00 | 3,937,741.39 | 0.00 |
| 77101.0101.0000.000.000.0000 | Sobre Cartera Fiduciaria en Mora | 1,402,736.64 | 0.00 | 17,821.38 | 0.00 | 1,420,558.02 | 0.00 |
| 77101.0111.0000.000.000.0000 | SOBRE CARTERA ADMINISTRADA BANRURAL | 2,517,183.37 | 0.00 | 0.00 | 0.00 | 2,517,183.37 | 0.00 |
| 77101.0111.0000.124.000.0000 | SOBRE CARTERA ADMINISTRADA BANRURAL | 2,517,183.37 | 0.00 | 0.00 | 0.00 | 2,517,183.37 | 0.00 |
| 77101.0300.0000.000.000.0000 | CARTERA PARA VIVIENDA | 36,692,167.32 | 0.00 | 48,646.78 | 0.00 | 36,740,814.10 | 0.00 |
| 77101.0301.0000.000.000.0000 | Sobre Cartera Hipotecaria en Mora | 3,657,789.66 | 0.00 | 48,646.78 | 0.00 | 3,706,436.44 | 0.00 |
| 77101.0305.0000.000.000.0000 | SOBRE CARTERA | 33,034,377.66 | 0.00 | 0.00 | 0.00 | 33,034,377.66 | 0.00 |

BANHPROVI SEGUNDO PISO
BALANZA DE COMPROBACION
FI-BCH
AI 31 DE MAYO DEL 2022
MAYOR GENERAL

| Cuenta | Descripción | Saldos Iniciales | | Movimientos | | Saldos Actuales | |
|------------------------------|---|------------------|----------------|---------------|----------------|------------------|----------------|
| | | Saldo Deudor | Saldo Acreedor | Débitos | Créditos | Saldo Deudor | Saldo Acreedor |
| | ADMINISTRADA BANRURAL | | | | | | |
| 77101.0305.0000.124.000.0000 | SOBRE CARTERA ADMINISTRADA BANRURAL | 33,034,377.66 | 0.00 | 0.00 | 0.00 | 33,034,377.66 | 0.00 |
| 78000.0000.0000.000.000.0000 | CUENTAS DE REGISTRO | 1,489,561,276.68 | 0.00 | 21,901,082.03 | 134,946,147.02 | 1,376,516,211.69 | 0.00 |
| 78200.0000.0000.000.000.0000 | CUENTAS INCOBRABLES CASTIGADAS Y CRÉDITOS READECUADOS | 146,740,965.66 | 0.00 | 0.00 | 52,823,543.68 | 93,917,421.98 | 0.00 |
| 78202.0000.0000.000.000.0000 | PRESTAMOS READECUADOS | 146,740,965.66 | 0.00 | 0.00 | 52,823,543.68 | 93,917,421.98 | 0.00 |
| 78202.0100.0000.000.000.0000 | PRESTAMOS VIGENTES | 146,740,965.66 | 0.00 | 0.00 | 52,823,543.68 | 93,917,421.98 | 0.00 |
| 78202.0101.0000.000.000.0000 | PRESTAMOS FIDUCIARIOS | 51,537,275.08 | 0.00 | 0.00 | 51,115,726.11 | 421,548.97 | 0.00 |
| 78202.0101.0400.000.000.0000 | FIDUCIARIOS-SEGUNDO PISO | 51,537,275.08 | 0.00 | 0.00 | 51,115,726.11 | 421,548.97 | 0.00 |
| 78202.0101.0401.100.000.0000 | PRODUCCION (FIDUCIARIOS) | 49,822,989.08 | 0.00 | 0.00 | 49,401,440.11 | 421,548.97 | 0.00 |
| 78202.0101.0402.100.000.0000 | MIPYME (FIDUCIARIOS) | 1,714,286.00 | 0.00 | 0.00 | 1,714,286.00 | 0.00 | 0.00 |
| 78202.0103.0000.000.000.0000 | PRESTAMOS HIPOTECARIOS | 95,203,690.58 | 0.00 | 0.00 | 1,707,817.57 | 93,495,873.01 | 0.00 |
| 78202.0103.0500.000.000.0000 | HIPOTECARIOS SEGUNDO PISO | 95,203,690.58 | 0.00 | 0.00 | 1,707,817.57 | 93,495,873.01 | 0.00 |
| 78202.0103.0502.100.000.0000 | VIVIENDA (HIPOTECARIOS) | 95,203,690.58 | 0.00 | 0.00 | 1,707,817.57 | 93,495,873.01 | 0.00 |
| 78900.0000.0000.000.000.0000 | OTRAS CUENTAS DE ORDEN Y REGISTRO | 1,342,820,311.02 | 0.00 | 21,901,082.03 | 82,122,603.34 | 1,282,598,789.71 | 0.00 |
| 78999.2400.0000.100.000.0000 | GARANTIAS EMITIDAS- FONDO DE GARANTÍA | 1,202,002,503.85 | 0.00 | 13,429,106.32 | 63,083,959.09 | 1,152,347,651.08 | 0.00 |
| 78999.2400.0000.124.000.0000 | GARANTIAS EMITIDAS- FONDO DE GARANTÍA | 1,202,002,503.85 | 0.00 | 13,429,106.32 | 63,083,959.09 | 1,152,347,651.08 | 0.00 |
| 78999.2500.0000.100.000.0000 | GARANTIAS EJECUTADAS- FONDO DE GARANTÍA | 1,445,000.00 | 0.00 | 0.00 | 0.00 | 1,445,000.00 | 0.00 |
| 78999.2500.0000.124.000.0000 | GARANTIAS EJECUTADAS- FONDO DE GARANTÍA | 1,445,000.00 | 0.00 | 0.00 | 0.00 | 1,445,000.00 | 0.00 |
| 78999.3000.0000.000.000.0000 | PRÉSTAMOS READECUADOS | 139,372,807.17 | 0.00 | 8,471,975.71 | 19,038,644.25 | 128,806,138.63 | 0.00 |
| 78999.3001.0000.000.000.0000 | PRÉSTAMOS READECUADOS- BANCOS | 116,863,663.78 | 0.00 | 0.00 | 0.00 | 116,863,663.78 | 0.00 |
| 78999.3001.0100.100.000.0000 | PRODUCCION (FIDUCIARIOS) | 45,320,710.14 | 0.00 | 0.00 | 0.00 | 45,320,710.14 | 0.00 |
| 78999.3001.0800.100.000.0000 | MIPYME (FIDUCIARIOS) | 71,542,953.64 | 0.00 | 0.00 | 0.00 | 71,542,953.64 | 0.00 |
| 78999.3100.0000.000.000.0000 | INTERESES AGROREDITO TASA SUBSIDIO | 22,509,143.39 | 0.00 | 8,471,975.71 | 19,038,644.25 | 11,942,474.85 | 0.00 |

| Cuenta | Descripción | Saldos Iniciales | | Movimientos | | Saldos Actuales | |
|------------------------------|---|--------------------------|--------------------------|-------------------------|-------------------------|--------------------------|--------------------------|
| | | Saldo Deudor | Saldo Acreedor | Débitos | Créditos | Saldo Deudor | Saldo Acreedor |
| 78999.3101.0000.100.000.0000 | INTERESES AGROCREDITO TASA SUBSIDIO 3% | 18,366,662.65 | 0.00 | 6,869,170.33 | 15,436,738.59 | 9,799,094.39 | 0.00 |
| 78999.3101.0000.124.000.0000 | INTERESES AGROCREDITO TASA SUBSIDIO 3% | 18,366,662.65 | 0.00 | 6,869,170.33 | 15,436,738.59 | 9,799,094.39 | 0.00 |
| 78999.3102.0000.124.000.0000 | INTERESES AGROCREDITO TASA SUBSIDIO IFIS 0.7% | 4,142,480.74 | 0.00 | 1,602,805.38 | 3,601,905.66 | 2,143,380.46 | 0.00 |
| 79000.0000.0000.000.000.0000 | CUENTAS DE ORDEN POR CONTRA | 0.00 | 39,286,508,019.51 | 773,390,966.45 | 1,140,068,783.47 | 0.00 | 39,653,185,836.53 |
| 79100.0000.0000.000.000.0000 | CUENTAS DE ORDEN POR CONTRA | 0.00 | 39,286,508,019.51 | 773,390,966.45 | 1,140,068,783.47 | 0.00 | 39,653,185,836.53 |
| 79199.0000.0000.000.000.0000 | Cuentas de Orden Contra | 0.00 | 39,286,508,019.51 | 773,390,966.45 | 1,140,068,783.47 | 0.00 | 39,653,185,836.53 |
| | | 62,164,252,234.85 | 62,164,252,234.85 | 4,579,186,128.18 | 4,579,186,128.18 | 62,593,753,796.62 | 62,593,753,796.62 |




 ELABORO



 REVISOR BANHPROVI

 SECCIÓN DE CONTADURIA



 AUTORIZO




BANHPROVI SEGUNDO PISO
ESTADO DE RESULTADOS
FI-BCH
AI 31 DE MAYO DEL 2022
MAYOR GENERAL


| INGRESOS | |
|--|-----------------------|
| INGRESOS | 417,490,080.38 |
| INGRESOS FINANCIEROS | 396,328,168.62 |
| INVERSIONES FINANCIERAS | 0.00 |
| INVERSIONES FINANCIERAS A COSTO AMORTIZADO | 0.00 |
| PRÉSTAMOS DESCUENTOS Y NEGOCIACIONES | 396,328,168.62 |
| PRESTAMOS FIDUCIARIOS | 82,331,424.49 |
| PRESTAMOS HIPOTECARIOS | 313,996,744.13 |
| INGRESOS POR SERVICIOS FINANCIEROS | 1,474,939.17 |
| COMISIONES | 1,474,939.17 |
| SOBRE PRESTAMOS, DESCUENTOS Y NEGOCIACIONES | 1,474,939.17 |
| INGRESOS POR OPERACIONES FINANCIERAS DIVERSAS | 16,720,584.85 |
| REVERSIÓN POR DETERIORO DE ACTIVOS FINANCIEROS | 16,720,584.85 |
| OTROS INGRESOS | 2,966,387.74 |
| OTROS INGRESOS | 2,966,387.74 |
| OTROS INGRESOS | 2,966,387.74 |
| TOTAL DE INGRESOS | 417,490,080.38 |

| GASTOS | |
|---|-----------------------|
| GASTOS | 140,100,206.98 |
| GASTOS FINANCIEROS | 1,607,551.97 |
| OTROS GASTOS FINANCIEROS | 1,607,551.97 |
| GASTOS POR SERVICIOS FINANCIEROS | 79,304,115.92 |
| COMISIONES | 79,304,115.92 |
| POR SERVICIOS | 79,301,355.92 |
| OTRAS COMISIONES | 2,760.00 |
| GASTOS POR OPERACIONES FINANCIERAS DIVERSAS | 59,188,539.09 |
| PÉRDIDAS POR ESTIMACIÓN POR DETERIORO DE ACTIVOS FIN/ | 59,188,539.09 |
| INVERSIONES FINANCIERAS DESIGNADAS AL COSTO | 0.00 |
| PRESTAMOS DESCUENTOS Y NEGOCIACIONES | 17,786,485.87 |
| OTROS ACTIVOS Y PASIVOS FINANCIEROS | 41,402,053.22 |
| A VALOR RAZONABLE | 0.00 |
| GASTOS DE ADMINISTRACIÓN | 0.00 |
| GASTOS DIVERSOS | 0.00 |
| Gastos Legales | 0.00 |
| Otros Gastos Diversos | 0.00 |
| OTROS GASTOS | 0.00 |
| OTROS GASTOS | 0.00 |
| TOTAL DE GASTOS | 140,100,206.98 |

UTILIDAD O PERDIDA 277,389,873.40


ELABORO


REVISO
BANHPROVI
SECCIÓN DE CONTADURÍA


AUTORIZO
BANHPROVI
DIVISIÓN DE OPERACIONES