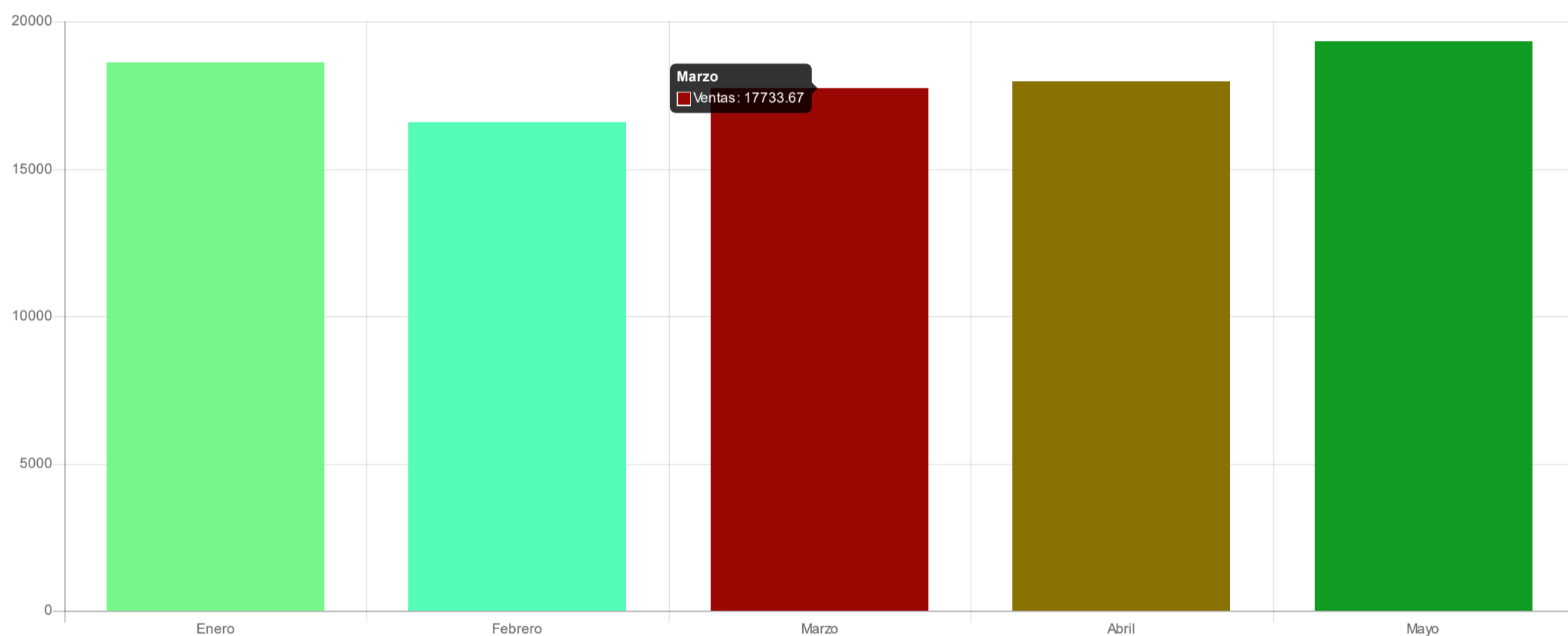




INGRESOS CON CONTRAPRESTACION NICSP 9 Del 2022-01-01 Al 2022-05-31

2022-06-06

VENTAS DE LOTERIA MENOR DEL 2022-01-01 AL 2022-05-31

AÑO	MES	EMISION	DEVOLUCION	% DEV.	MONTO	VENTA	% VENTA	MONTO
2022	Enero	25,000	6,413	26%	10,261,584.00	18,586.51	74%	29,738,416.00
2022	Febrero	20,000	3,428	17%	5,484,832.00	16,571.98	83%	26,515,168.00
2022	Marzo	20,000	2,266	11%	3,626,128.00	17,733.67	89%	28,373,872.00
2022	Abril	20,000	2,025	10%	3,240,544.00	17,974.66	90%	28,759,456.00
2022	Mayo	25,000	5,665	23%	9,064,208.00	19,334.87	77%	30,935,792.00
TOTALES		110,000	19,798	18%	31,677,296.00	90,202	82%	144,322,704.00



FRANKLIN MEJIA
JEFE DE VENTAS PANI

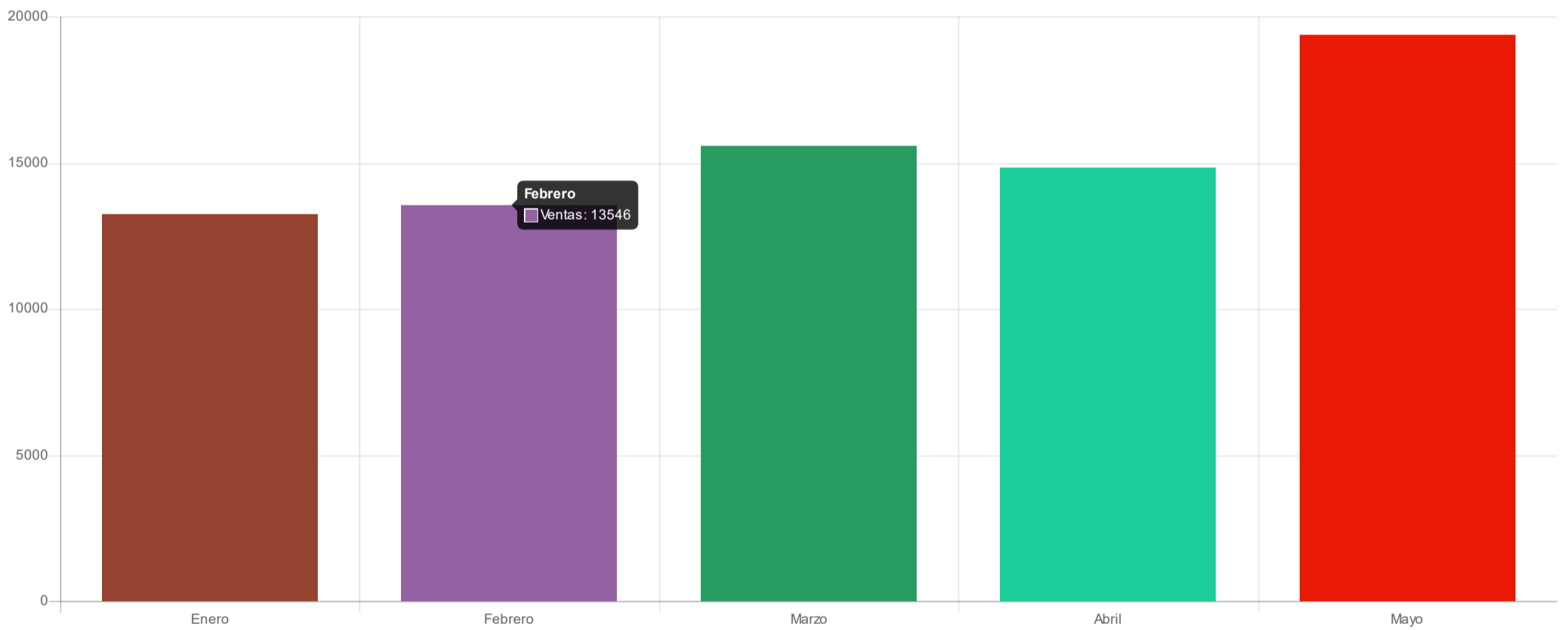
INGRESOS CON CONTRAPRESTACION NICSP 9



Del 2022-01-01 Al 2022-05-31

2022-06-03

VENTAS DE LOTERIA MAYOR DEL 2022-01-01 AL 2022-05-31

AÑO	MES	EMISION	DEVOLUCION	% DEV.	MONTO	VENTA	% VENTA	MONTO
2022	Enero	50,000	36,770	74%	367,700.00	13,230	26%	1,323,000.00
2022	Febrero	50,000	36,454	73%	364,540.00	13,546	27%	1,354,600.00
2022	Marzo	50,000	34,427	69%	344,270.00	15,573	31%	1,557,300.00
2022	Abril	50,000	35,172	70%	351,720.00	14,828	30%	1,482,800.00
2022	Mayo	50,000	30,626	61%	459,390.00	19,374	39%	2,906,100.00
TOTALES		250,000	173,449	69%	1,887,620.00	76,551	31%	8,623,800.00



FRANKLIN MEJIA
JEFE DE VENTAS PANI