



**Empresa Nacional
de Energía Eléctrica**



MEMORANDO DDC-333-III-2022

PARA: Lic. Luis Fernando de Jesús Cruz
Jefe de Unidad de Transparencia

DE: Jefe Departamento Contabilidad

ASUNTO: Estados Financieros al 28 de febrero de 2022

FECHA: 28 de marzo de 2022


Estimado Licenciado **Cruz:**

Con el propósito de ser publicados en el Portal de transparencia de la ENEE; se adjuntan los Estados Financieros:


1. Balance General con saldos al 28 de febrero de 2022
2. Estados de Resultados con saldos al 28 de febrero de 2022


Atentamente,


Lic. Rosalidia Michelle Ordoñez
Jefe Departamento de Contabilidad



CC/Lic. Abner Zacarías Ordoñez/Gerente de Finanzas Corporativas
CC/Archivo

 Departamento de Contabilidad
CCG, Edificio Cuerpo Bajo C. 6to piso
Tegucigalpa M.D.C. Honduras C.A.


 rordonezv@enee.hn

EMPRESA NACIONAL DE ENERGIA ELECTRICA

BALANCE DE SITUACION FINANCIERA CONDENSADO

AL 28 DE FEBRERO DE 2022 (Cifras expresadas en Lempiras)


ACTIVOS Y OTROS DEBITOS				PATRIMONIO, PASIVO Y OTROS CREDITOS			
DESCRIPCION	FEBRERO 2022	FEBRERO 2021	DIFERENCIA	DESCRIPCION	FEBRERO 2022	FEBRERO 2021	DIFERENCIA
1. Activo				2. PATRIMONIO Y PASIVO			
Activo Corriente				21. Patrimonio Neto			
111. Disponibilidades	1,581,653,809.35	1,472,979,142.73	108,674,666.62	Resultado Pérdida acumulada del ejercicio	871,817,454.89	661,265,726.96	210,551,727.93
113 Cuentas y Documentos por cobrar	13,388,719,428.82	10,461,241,536.16	2,927,477,892.66	316. Déficit acumulado	70,298,022,927.55	62,513,789,075.11	7,784,233,852.44
Total Activo Corriente	14,970,373,238.17	11,934,220,678.89	3,036,152,559.28	312. Transferencias de capital recibidas	-9,783,690,122.22	-9,783,690,122.22	-
Activo No Corriente				313. Revaluación de Activos	-4,384,234,000.00	-4,384,234,000.00	-
115 Materiales y Suministros	607,846,012.84	579,566,434.06	28,279,578.78	314. Condonación de la Deuda	-1,536,846,990.19	-1,536,846,990.19	-
112 Inversiones Financieras	165,308,168.03	163,746,218.03	1,561,950.00	315. Aporte de Organismos Internacionales	-23,714,442.35	-23,714,442.35	-
116 Otros activos	100,830,742.97	94,859,985.07	5,970,757.90	Capital Propio	-1,721,121,046.87	-1,721,121,046.87	-
Total Activo No Corriente	873,984,923.84	838,172,637.16	35,812,286.68	Total Patrimonio	53,720,233,780.81	45,725,448,200.44	7,994,785,580.37
Propiedad, Planta y Equipo				Pasivo			
190 En Servicio Neto	7,665,587,079.73	8,215,844,671.82	-550,257,592.09	Pasivo corriente	-32,292,875,958.94	-23,639,526,417.96	-8,653,349,540.98
170 En Construcción	14,331,010,725.40	13,582,630,174.28	748,380,551.12	211. Cuentas por pagar proveedores	-16,409,745,321.58	-8,677,597,978.39	-7,732,147,343.19
Total Propiedad, Planta y Equipo	21,996,597,805.13	21,798,474,846.10	198,122,959.03	212. Deuda Externa e interna de corto plazo	-6,310,029,094.78	-6,902,481,732.50	592,452,637.72
Activos a Largo Plazo				213. Deuda Externa e interna de corto plazo Mora	-5,236,249,752.44	-4,840,931,693.10	-395,318,059.34
Descuento Refinanciamiento Bonos	-	-	0.00	214. Intereses por pagar deuda externa e interna CP	-845,147,296.03	-724,052,536.28	-121,094,759.75
Otros Documentos por cobrar	-	-	0.00	215. Intereses por pagar deuda externa e interna	-3,491,704,494.11	-2,494,462,477.69	-997,242,016.42
Activos Diferidos	38,408,885.26	39,187,954.46	-779,069.20	Pasivo a Largo Plazo	-59,306,722,674.27	-56,695,977,899.09	-2,610,744,775.18
Total activo a Largo Plazo	38,408,885.26	39,187,954.46	-779,069.20	221. Deuda externa e interna Largo Plazo	-53,879,344,174.00	-52,010,753,604.90	-1,868,590,569.10
Suma El activo	37,879,364,852.40	34,610,056,116.61	3,269,308,735.79	223. Otros documentos por pagar	-100,889,592.21	-889,592.22	-99,999,999.99
				224. Depósitos de abonados	-547,835,455.92	-490,511,418.17	-57,324,037.75
				226. Pasivo Laboral por pagar	-811,530,467.03	-744,498,656.96	-67,031,810.07
				231. Otros Pasivos	-3,967,122,985.11	-3,449,324,626.84	-517,798,358.27
				Total Pasivo	-91,599,598,633.21	-80,335,504,317.05	-11,264,094,316.16
				Suma El Pasivo y Patrimonio	-37,879,364,852.40	-34,610,056,116.61	3,269,308,735.79



Lic. Rosalidia Michelle Ordoñez


 Jefe Departamento de Contabilidad

 No. Colegiación 05-10-2015



Lic. Abner Zacarias Ordoñez

 Gerente de Finanzas Corporativas



ENEE

 Gerente General

GERENCIA GENERAL

EMPRESA NACIONAL DE ENERGIA ELECTRICA

ESTADO DE RESULTADOS

DEL 01 AL 28 DE FEBRERO DE 2022

CIERRE CONTABLE (CIFRAS EN LEMPIRAS)

DESCRIPCION	VALORES DEL MES			VALORES DEL PERIODO		
	FEBRERO	FEBRERO	AUMENTO	FEBRERO	FEBRERO	AUMENTO
	2022	2021	DISMINUCION	2022	2021	DISMINUCION
RESULTADO - INGRESOS						
INGRESOS						
INGRESOS DE EXPLOTACION	2,878,880,804.49	2,144,729,833.27	734,150,971.22	5,756,241,379.81	4,229,004,534.65	1,527,236,845.16
OTROS INGRESOS NO OPERATIVOS	128,677,820.73	158,902,247.58	-30,224,426.85	251,188,052.70	336,211,454.84	-85,023,402.14
TOTAL INGRESOS	3,007,558,625.22	2,303,632,080.85	703,926,544.37	6,007,429,432.51	4,565,215,989.49	1,442,213,443.02
RESULTADO GASTOS Y COSTOS						
GASTOS SERVICIOS PUBLICOS ENERGIA						
SERVICIOS PERSONALES	-122,330,366.24	-100,607,262.98	-21,723,103.26	-253,516,073.41	-198,787,374.03	-54,728,699.38
SERVICIOS NO PERSONALES	-422,755,740.61	-341,983,883.38	-80,771,857.23	-711,818,802.81	-555,837,769.68	-155,981,033.13
MATERIALES Y SUMINISTROS	-2,290,014,411.24	-1,542,622,456.97	-747,391,954.27	-4,498,388,986.96	-3,167,071,984.61	-1,331,317,002.35
ADICIONES Y REPARACIONES	0.00	0.00	0.00	0.00	0.00	0.00
GASTOS POR DEPRECIACION DE BIENES	-48,242,864.68	-48,292,178.62	49,313.94	-96,886,651.44	-97,028,735.15	142,083.71
SERVICIO DE LA DEUDA	-317,247,824.77	-324,990,379.59	7,742,554.82	-921,367,669.43	-652,412,751.66	-268,954,917.77
TRANSFERENCIAS Y DONACIONES	-8,219,425.95	-0.10	-8,219,425.85	-8,219,425.89	-0.17	-8,219,425.72
AJUSTE DE INVENTARIOS	-52,112.19	-7,901.17	-44,211.02	-55,212.25	-7,901.17	-47,311.08
PROVISION PARA CUENTAS DE DUDOSO COBRO	-187,183,601.78	-379,622,875.75	192,439,273.97	-388,994,065.21	-555,335,200.32	166,341,135.11
TOTAL GASTOS SERVICIOS PUBLICOS ENERGIA	-3,396,046,347.46	-2,738,126,938.56	-657,919,408.90	-6,879,246,887.40	-5,226,481,716.79	-1,652,765,170.61
UTILIDAD Y/O - (PERDIDA) DEL EJERCICIO	-388,487,722.24	-434,494,857.71	46,007,135.47	-871,817,454.89	-661,265,727.30	*210,551,727.59



Lic. Rosalinda Michelle Ordoñez

 Jefe Departamento de Contabilidad



Lic. Abner Zacarías Ordoñez

 Gerente de Finanzas Corporativas




Ing. Erick M. Tejada Carbajal

 GERENCIA GENERAL

Pos. balance/PyG	Texto p. posición balance/PyG	Saldos al 28 de febrero de 2022	Saldos al 28 de febrero de 2021	Desviación absoluta	Desviación relativa
38	2264000000 Intereses EMCE CHOLOMA I Pasivo Contingente	- 184,640,185.34	- 164,640,185.34	-	0.0
38	2265000000 Intereses EMCE CHOLOMA II Pasivo Contingente	- 44,968,595.48	- 44,968,595.48	-	0.0
38	2266000000 Intereses LUFUSSA I Pasivo Contingente	- 53,422,725.83	- 107,152,717.51	53,729,991.68	50.1
38	2267000000 Intereses LUFUSSA II Pasivo Contingente	- 232,027,056.57	- 232,027,056.57	-	0.0
38	2268000000 Intereses LUFUSSA III Pasivo Contingente	- 1,357,278,734.71	- 1,357,233,850.69	44,884.02	0.0
38	2269000000 Intereses ENERSA 200MW Pasivo Contingente	- 1,276,618,806.99	- 1,276,618,806.99	-	0.0
38	2270000000 Intereses ENERSA 30 MW Pasivo Contingente	- 134,156,478.91	- 134,156,478.91	-	0.0
38	2310000000 Sobrantes de Inventario de Empleados	- 47,824,506.26	- 47,553,449.57	271,056.69	0.6
38	2311000000 Sobrantes de Inventario en Proceso	- 9,143,708.88	- 9,378,714.85	235,005.97	2.5
38	2311210000 Sobrantes Recaudacion Banco Ficsha	- 12,759,888.01	- 12,759,888.01	-	0.0
38	2311220000 Sobrantes Recaudacion Banco Atlántida	- 1,868,964.15	- 1,868,964.15	-	0.0
38	2311240000 Sobrantes Recaudacion Banco Lafise	- 373,197.73	- 373,197.73	-	0.0
38		- 3,967,122,965.11	- 3,449,324,626.84	517,798,358.27	15.0
39		- 59,306,722,674.27	- 56,695,977,899.09	2,610,744,775.18	4.6
6	TOTAL PASIVO	- 91,599,598,633.21	- 80,335,504,317.05	11,264,094,316.16	14.0
180	TOTAL PATRIMONIO Y PASIVO	- 37,879,354,852.40	- 34,510,056,116.61	3,269,308,735.79	9.4
50	7202010000 Garantía de Calidad Nacional	5,032,277.67	281,386.60	4,750,891.07	1,688.4
50	7202020000 Garantía de Calidad en Dolares	140,363.16	-	140,363.16	-
50	7302010000 Garantía de Cumplimiento Nacional en Lempiras	6,499,793,394.91	6,500,471,795.67	678,400.76	0.0
50	7302020000 Garantía de Cumplimiento Nacional en Dolares	1,102,256,305.90	1,241,000,509.40	138,744,203.50	11.2
50	7401010000 Dobre Deudas Prestamo ENEL	244,412,744.71	244,412,744.71	-	0.0
50	7402010000 Sobre Deuda Prestamo Estándar Fruit Com	333,656,818.80	333,656,818.80	-	0.0
50	7405010000 Sobre Deuda RECO	25,763,663.62	23,932,641.58	1,831,022.04	7.7
50	7406010000 Sobre Deuda Prestamo BID 1095/Sf/HO	415,314,230.78	428,534,171.12	13,219,940.34	3.1
50	7407010000 Sobre Deuda BID 007	190,469,855.16	217,073,359.61	26,603,504.45	12.3
50	7408010000 Sobre Deuda BCIE 203B, CONTRATO nO. 099/2010	594,540,740.07	594,540,740.07	-	0.0
50	7409010000 TERRENOS Inundables	380,605.55	380,605.55	-	0.0
50	7501010000 Depositos de Abonados KVA Centro Sur	4,645,593.68	4,645,593.68	-	0.0
50	7502010000 Depositos de Abonados KVA Noroccidente	412,413,343.48	412,413,343.48	-	0.0
50	7503010000 Depositos de Abonados KVA Litoral Atlantico	32,800,240.61	32,800,240.61	-	0.0
50	7601010000 DEMANDAS LABORALES	720,415,169.77	-	720,415,169.77	-
50	7601020000 Empresa Energía Honduras (E.E.H.)	6,904,044,758.91	5,335,516,058.75	1,568,528,700.16	29.4
50	7601030000 DEMANDAS CIVILES Y CONTENCIOSO ADMINISTRATIVO	8,754,462,574.11	-	8,754,462,574.11	-
50	7700010000 INCENTIVOS MECER (SOLAR)	364,805,576.08	192,847,829.58	171,957,746.50	89.2
50	7700020000 INCENTIVOS LLANOS DEL SUR, SOLAR	155,716,225.58	76,593,704.24	79,122,521.34	103.3
50	7700030000 INCENTIVOS GENERADORES SOLARES EL POLLITO	177,043,793.20	85,941,271.86	91,102,521.34	106.0
50	7700040000 INCENTIVOS ENERBASA, SOLAR	231,979,252.10	112,802,024.78	119,177,227.32	106.7
50	7700050000 INCENTIVOS EMPRESA ENERGIA SOLAR CENTROAMERICANA	478,965,073.57	233,574,346.34	245,390,727.23	105.1
50	7700060000 INCENTIVOS EMPRESA SERSA CHOLUTECA SOLAR I	247,510,903.12	117,478,515.58	130,032,387.56	110.7
50	7700070000 INCENTIVOS EMPRESA SERSA CHOLUTECA SOLAR II	362,856,110.23	172,307,644.47	190,548,465.76	110.6
50	7700080000 INCENTIVOS EMPRESA FOTERSA SOLAR PACIFICO I	245,361,757.06	112,514,489.33	132,847,267.73	118.1
50	7700090000 INCENTIVOS EMPRESA ENERGIA SOLAR CINCO ESTRELLAS	658,846,106.79	315,746,568.42	343,099,538.37	108.7
50	7700100000 INCENTIVOS PODERSSA, SOLAR	550,704,479.42	244,757,418.35	305,947,061.07	125.0
50	7700110000 INCENTIVOS COMPANIA SOLAR POWER (SOPOSA)	707,109,032.70	355,103,952.51	352,005,080.19	99.1
50	7700120000 INCENTIVOS CIA. HONDUREÑA ENERGIA SOLAR (COHESSA)	702,113,089.87	352,617,865.51	349,495,224.36	99.1
50	7800010000 INTERESES ELCOSA	15,419,150.41	15,419,150.41	-	0.0
50	7800020000 INTERESES EMCE CHOLOMA I	90,538,111.92	44,258,312.50	46,279,799.42	104.6
50	7800030000 INTERESES EMCE CHOLOMA II	22,373,476.14	10,764,385.71	11,609,090.43	107.8
50	7800040000 INTERESES LUFUSSA I	6,131,806.66	7,849,722.52	1,717,915.86	21.9
50	7800050000 INTERESES LUFUSSA II	130,505,653.58	54,458,320.06	76,047,333.52	139.6
50	7800060000 INTERESES LUFUSSA III	212,629,925.74	212,629,923.75	1.99	0.0
50	7800070000 INTERESES ENERSA 200 MW	282,983,202.92	236,057,280.39	46,925,922.53	19.9
50	7800080000 INTERESES ENERSA 30 MW	22,507,857.46	22,204,134.53	303,722.93	1.4
50	7900010000 CUENTAS DE ORDEN POR EL CONTRA	- 31,906,643,265.44	- 18,345,586,870.45	- 13,561,056,394.99	73.9
4		53,720,233,780.81	45,725,448,200.44	7,994,785,580.37	17.5
3		- 52,848,416,325.92	- 45,064,182,473.48	- 7,784,233,852.44	17.3






Empresa Nacional
de Energía Eléctrica

EMPRESA NACIONAL DE ENERGIA ELECTRICA
BALANZA DE COMPROBACION



SALDOS AL 28 DE FEBRERO DE 2022 (CIFRAS EXPRESADAS EN LEMPIRAS)

Soc.	Cta.mayor	Texto breve	Arrastre de saldos	Saldo per. anteriores	Periodo de informe debe	Saldo Haber per.inf.	Saldo acumulado
HN01	113332000	CxC SAR	54,904,929.32	0	0	0	54,904,929.32
HN01	113334000	Ctas Emb X Prest	0	0	210,261,685.38	204,974,173.11	5,287,512.27
HN01	113335000	cxc Reseva Prestamo	37,431,512.45	0	0	0	37,431,512.45
HN01	1133356000	cxc Embargos Cuentas	59,514,614.52	0	0	0	59,514,614.52
HN01	1133357000	CTAS/ COBRAR FICOSHA	34,106,848.08	0	0	0	34,106,848.08
HN01	1133361000	Fal Rep Mat Tega	13,808,844.65	0	0	0	13,808,844.65
HN01	1133362000	Fal Rep Mat C Sur	3,035,436.59	-4,804.13	4,804.13	9,608.26	3,025,828.33
HN01	1133363000	Fal Rep Mat Noroc	-251,760.86	-10,281.85	10,281.85	26,218.95	-277,979.81
HN01	1133365200	Fal Rec Bco. Atlanti	31,249,999.91	0	0	0	31,249,999.91
HN01	1133371000	Plan Med Em Tega	-542,358.39	-8,296.29	3,667.82	7,335.64	-554,822.50
HN01	1133460000	Desembolsos por Cobr	1,166,783,955.31	1,512,434.00	0	931,347.67	1,167,365,041.64
HN01	1133463000	Desembolsos por Cobr	107,623,738.79	0	0	270,662.87	107,353,075.92
HN01	1133510000	Otras x C Int Nic En	247,964,675.01	0	0	0	247,964,675.01
HN01	1133520000	Otras x C IHRE Panam	1,073,760.91	0	0	0	1,073,760.91
HN01	1133530000	Otras x C RECO	26,157,458.45	0	0	0	26,157,458.45
HN01	1133540000	O C EPR SIEPA B 2016	88,784,630.62	487,587.19	63,455.63	0	89,335,673.44
HN01	1133550000	O x C StandFruit Co	88,963,304.96	0	0	0	88,963,304.96
HN01	1133570000	O C x C Ag Ad Ferr N	619,072.63	0	0	0	619,072.63
HN01	1133630000	Retenc. Recaudacion	743,674.17	0	0	0	743,674.17
HN01	1133740000	Reserva Pago	645,280,752.21	-631,647,222.02	0	0	13,633,530.19
HN01	1133750000	PTMO SINDIII (2018)	283,136,110.49	-227,740,277.78	56,000,000.00	0	111,395,832.71
HN01	1133770000	DCTOS EMISION BONOS	9,472,014.70	0	0	0	9,472,014.70
HN01	1133780000	DCTOS EMISION BONOS	29,416,439.73	0	0	0	29,416,439.73
HN01	1133790000	DCTOS EMISION BONOS	5,527,383.77	0	0	0	5,527,383.77
HN01	1134110000	Pv P/ c Dud C Ab Rs	-6,226,288,289.10	-170,917,859.92	0	160,291,932.45	-6,557,498,081.47
HN01	1134120000	Pv P/ c Dud C Ab Ind	-51,661,990.38	-255,791.17	0	258,788.57	-52,176,570.12
HN01	1134130000	Pv P/ c Dud C Ab Com	-2,986,920,749.29	-30,636,812.34	0	26,632,880.76	-3,044,190,442.39
HN01	1134140000	Pv P/ c Dud Int Nic E	-247,964,675.01	0	0	0	-247,964,675.01
HN01	1134150000	Pv P/ c Dud Int IHRE	-1,073,760.91	0	0	0	-1,073,760.91
HN01	1134160000	Pv P/ c Dud RECO	-26,157,458.45	0	0	0	-26,157,458.45
HN01	1134180000	Pv p/ c Dud Stand FC	-88,963,304.96	0	0	0	-88,963,304.96
HN01	1134220000	Pv P/ Int X Contr Deu	-99,669,459.83	-1,666,405.60	8,454,971.58	11,899,493.21	-104,780,387.06
HN01	1134230000	RVA. COM. GTIA.BANCA	21,389,978.55	0	0	0	21,389,978.55
HN01	1134240000	RESERVA SOBREGIRO	42,342,026.95	0	0	0	42,342,026.95
HN01	1134250000	RVA. REEMB. INV.2AÑO	142,338,601.29	-72,135,944.04	17,465,142.32	0	87,667,799.57
HN01	1134260000	RVA. REEMB. M/O 2AÑO	102,952,771.43	7,705,294.42	7,581,205.11	0	118,239,270.96
HN01	1136110000	Ant Prov nacionales	6,360,613.91	0	0	0	6,360,613.91
HN01	1136120000	Ant Prov Extraj	164,141,666.47	0	871,257.40	11,601,326.58	153,411,597.29
HN01	1136911000	Antc P/ Gst Vje CS	62,187.95	0	0	0	62,187.95
HN01	1136912000	Antc P/ Gst Vje NO	606,490.85	0	0	0	606,490.85
HN01	1136913000	Antc P/ Gst Vje Atl	53,250.00	0	0	0	53,250.00
HN01	1136914000	Antc P/ Gst Vje Cntr	133,978.70	0	3,375.00	0	137,353.70
HN01	1136921000	Antc P/ Gst Vje CS	23,509.27	0	0	0	23,509.27
HN01	1136922000	Antc P/ Gst Vje NO	347,613.08	0	0	0	347,613.08
HN01	1136923000	Antc P/ Gst Vje Atl	-2,462.50	0	0	0	-2,462.50
HN01	1136924000	Antc P/ Gst Vje Cntr	199,502.59	0	0	0	199,502.59
HN01	1137100000	Antc Gastos Varios	40,156,149.70	-2,185,787.05	0	4,108,042.16	33,862,320.49
HN01	1139200000	Ctas X Liq Aguín	0	11,931.98	0	11,931.98	0
HN01	1151000000	Inv Mat y Sums	180,508,160.82	-5,807,263.90	33,381,082.75	39,799,238.15	168,282,741.52
HN01	1152000000	Inv Mat y Sum Prys	62,836,127.01	-2,284,024.84	8,923,340.16	9,836,246.22	59,639,196.11
HN01	1153000000	Inv Repuestos	267,265,183.47	1,030,924.97	1,623,434.40	2,000,935.72	267,918,607.12
HN01	1154000000	Inv Rp Prys	19,770,282.74	0	0	0	19,770,282.74
HN01	1155100000	Inv Cmb uso Gral	2,160,639.83	-606,178.91	1,137,044.97	1,129,967.97	1,561,537.92
HN01	1155300000	Inv Comb Generacion	110,123,663.48	0	0	0	110,123,663.48
HN01	1158200000	PROVISION POR OBSOLE	-19,450,016.05	0	0	0	-19,450,016.05
HN01	1161260000	CxC Anticipo	1,250,000.00	0	0	0	1,250,000.00
HN01	1162210000	Dep en Garan MER	103,382,347.65	-11,058,719.94	7,257,115.26	0	99,580,742.97
HN01	1311000000	Cst H terrenos	482,104,664.93	0	0	0	482,104,664.93
HN01	1312000000	Revalúo de Terrenos	41,439,412.79	0	0	0	41,439,412.79
HN01	1321000000	Cst H Edificios	139,428,387.04	0	0	0	139,428,387.04
HN01	1322000000	Revalúo de Edificios	205,245,859.71	0	0	0	205,245,859.71
HN01	1329100000	Depr Cst H Ed	-90,136,808.01	-201,227.77	0	201,227.77	-90,539,263.55
HN01	1329200000	Depr Reval Edificios	-114,894,650.68	-307,447.00	0	306,641.23	-115,508,738.91
HN01	1341110000	Cst H Hid Cajón	1,692,206,230.52	0	0	0	1,692,206,230.52
HN01	1341120000	Cst Rv Ctr Hid Cajón	16,522,041,260.68	0	0	0	16,522,041,260.68
HN01	1341131000	Depr Cst H Cajón	-1,179,876,397.26	-2,104,530.72	0	2,104,531.12	-1,184,085,459.10
HN01	1341132000	Dep Rv Ctr El Cajón	-16,099,460,553.28	-4,219,021.26	0	4,219,021.24	-16,107,898,595.78
HN01	1341210000	Cst H Ctr Patucall	20,585.00	0	0	0	20,585.00
HN01	1341231000	Depr Cst H Patucall	-21.23	-21.23	0	21.23	-63.69
HN01	1341310000	Cst H Cpl Hidr Cañav	594,843,711.48	0	0	0	594,843,711.48
HN01	1341320000	Cst Rv Cpl Hidr Cañav	5,829,787,670.77	0	0	0	5,829,787,670.77
HN01	1341331000	Depr Cst H Cañaverl	-588,724,364.85	-3,486.56	0	3,486.56	-588,731,337.97
HN01	1341332000	Depr Reval Cañaverl	-5,771,489,794.17	0	0	0	-5,771,489,794.17
HN01	1341410000	Cst H Pry Hldr Nísp	118,098,851.76	0	0	0	118,098,851.76
HN01	1341420000	Cst Rv Pry Hldr Nísp	1,156,542,888.24	0	0	0	1,156,542,888.24
HN01	1341431000	Depr Cst H El Nísp	-116,831,122.36	-93.58	0	93.56	-116,831,309.50
HN01	1341432000	Dep Rv El Nísp	-907,250,579.61	-1,296,463.76	0	1,177,195.86	-909,724,239.23
HN01	1341510000	Cst H Sta M Real	3,393,548.14	0	0	0	3,393,548.14
HN01	1341520000	Cst Rv Sta m Real	33,044,082.50	0	0	0	33,044,082.50
HN01	1341531000	Dep A Cst H S M Real	-2,721,963.63	-3,057.05	0	3,057.05	-2,728,077.73
HN01	1341532000	Dep Rv Sta M Real	-32,713,641.68	0	0	0	-32,713,641.68
HN01	1342310000	Cst H Plnt Térm Ce	106,903,241.94	0	0	0	106,903,241.94
HN01	1342320000	Cst Rev Plnt Térm Ce	614,047,064.52	0	0	0	614,047,064.52
HN01	1342331000	Depr Cst H Plnt Ceib	-105,546,163.41	-2,444.42	0	2,444.44	-105,551,052.27
HN01	1342332000	Dep Rv Plnt La Ceiba	-607,906,590.61	0	0	0	-607,906,590.61




SALDOS AL 28 DE FEBRERO DE 2022 (CIFRAS EXPRESADAS EN LEMPIRAS)

Soc.	Cta. mayor	Texto breve	Arrastre de saldos	Saldo per. anteriores	Periodo de informe debe	Saldo Haber per. inf.	Saldo acumulado
HN01	1351100000	Cst H Líneas Trs N	1,583,103,246.04	0	0	0	1,583,103,246.04
HN01	1351200000	Cst Rev Líneas Trs N	4,410,342,527.11	0	0	0	4,410,342,527.11
HN01	1351310000	Depr Cst H Lin Trs N	-1,371,974,350.87	-1,740,805.73	0	1,740,805.79	-1,375,455,962.39
HN01	1351320000	Dep Rv Lin Trs Nac	-4,083,607,601.02	-1,798,896.96	0	1,798,896.94	-4,087,205,994.92
HN01	1353100000	Cst H Sub Estaciones	1,016,955,787.62	109,135.00	0	0	1,017,064,922.62
HN01	1353200000	Cst Rev Sub Est	2,884,052,899.40	0	0	0	2,884,052,899.40
HN01	1353310000	Depr Cst H Sub Est	-716,793,666.72	-1,646,576.86	0	1,531,959.45	-719,972,203.03
HN01	1353320000	Dep Rv Sub Est	-2,266,441,583.85	-3,912,466.51	0	3,904,608.41	-2,274,258,658.77
HN01	1361100000	Cst H Sis de Desp	121,695,832.45	0	0	0	121,695,832.45
HN01	1361200000	Cst Rev Sis de D	345,318,932.34	0	0	0	345,318,932.34
HN01	1361310000	Depr Cst H Sis de D	-109,467,742.34	-217,929.36	0	217,929.36	-109,903,601.06
HN01	1361320000	Dep Rv Sis de Desp	-336,334,005.74	-50,749.88	0	50,749.89	-336,435,505.51
HN01	1362100000	Cst H Sis de Dist	6,864,862,525.34	0	0	0	6,864,862,525.34
HN01	1362200000	Cst Rev Sis de Dist	7,898,585,008.56	0	0	0	7,898,585,008.56
HN01	1362310000	Depr Cst H Sis de D	-6,027,115,942.84	-17,235,681.89	0	17,235,681.50	-6,061,587,806.23
HN01	1362320000	Dep Rv Sis de Dis	-5,264,642,377.86	-12,815,154.26	0	12,815,154.24	-5,290,272,686.36
HN01	1371100000	Cst H Maquinaria	1,280,709.15	51,520.00	165,938.10	0	1,498,167.25
HN01	1371310000	Depr Cst H Maq	-968,393.15	-5,764.76	0	4,832.21	-978,990.12
HN01	1372100000	Cst H Carga	1,691,735.36	0	0	0	1,691,735.36
HN01	1372310000	Depr Cst H Eq Carg	-1,674,794.75	-23.26	0	0	-1,674,818.01
HN01	1373100000	Cst H Eq Mnt Lín Cir	1,210,860.56	0	0	0	1,210,860.56
HN01	1373310000	Depr Cst H Eq Mt Lín	-481,342.97	-9,358.39	0	9,358.35	-500,059.71
HN01	1379100000	Cst H Herramientas	124,531,467.39	217,821.50	583,709.03	0	125,332,997.92
HN01	1379310000	Depr Cst H Herr	-112,485,374.64	-287,192.06	0	271,992.52	-113,044,559.22
HN01	1381100000	Cst H vehic Trsnp	234,420,503.47	0	0	0	234,420,503.47
HN01	1381310000	Dep Cst H veh Tp	-231,859,527.29	-1,821.60	0	1,821.60	-231,863,170.49
HN01	1382100000	Cst H Mob y Eq Of	84,847,096.38	0	39,700.00	0	84,886,796.38
HN01	1382310000	Depr Cst H M y Eq	-77,541,518.22	-214,028.43	0	116,646.42	-77,872,193.07
HN01	1383100000	Cst H Eq Médico y S	8,662,464.93	0	677,506.40	0	9,339,971.33
HN01	1383310000	Dep Cst H Eq Méd	-5,816,241.62	-46,551.31	0	26,797.85	-5,889,590.78
HN01	1384100000	Cst H Eq Educac y R	1,467,330.62	0	0	0	1,467,330.62
HN01	1384310000	Dep Cst H Eq Ed Rc	-1,155,048.45	-3,373.13	0	3,076.89	-1,161,498.47
HN01	1385100000	Cst H Eq de Inf	185,915,972.07	376,740.00	96,013.50	0	186,388,725.57
HN01	1385310000	Depr Cst H Eq de Inf	-167,199,851.48	-459,028.10	0	448,774.42	-168,107,654.00
HN01	1386100000	Cst H Eq de Com	15,325,246.73	0	0	0	15,325,246.73
HN01	1386310000	Depr Cst H Eq de Com	-14,881,004.93	-14,228.17	0	12,101.92	-14,907,335.02
HN01	1386400000	Pinturas obras arte	57,531.22	0	0	0	57,531.22
HN01	1387100000	Cst H Equipo de Seg	6,194,490.06	0	248,400.00	0	6,442,890.06
HN01	1387310000	Depr Cst H Eq de Seg	-5,852,199.15	-14,095.63	0	10,282.12	-5,876,576.90
HN01	1421000000	Cst H Mb, Eq y Viv	13,752,583.74	0	0	0	13,752,583.74
HN01	1423100000	Depr C H Mb, Eq Viv	-12,474,150.76	-16,075.43	0	12,714.29	-12,502,940.48
HN01	1431000000	Cst H electrodomest	13,923,301.10	0	0	0	13,923,301.10
HN01	1433100000	Depr C H Electrodome	-13,435,515.06	-16,191.69	0	10,960.45	-13,462,667.20
HN01	1433300000	Inv. Il año EEH	643,726,698.89	0	0	0	643,726,698.89
HN01	1490012632	AF/Equipo p *TRANS*	773,735.32	0	0	0	773,735.32
HN01	1490013842	AF/DEP.COMB *TRANS*	-240,790,125.03	0	0	0	-240,790,125.03
HN01	1490013843	AF/MOTOR,EQ *TRANS*	240,790,125.03	0	0	0	240,790,125.03
HN01	1490013942	AF/DEP.COMB *TRANS*	80,245,362.41	0	0	0	80,245,362.41
HN01	1490013943	AF/MOTOR,EQ *TRANS*	-80,245,362.41	0	0	0	-80,245,362.41
HN01	1490014652	AF/Equipo pa *TRANS*	287,272.09	0	0	0	287,272.09
HN01	1490014654	AF/TORRES,P *TRANS*	381,543.43	0	0	0	381,543.43
HN01	1490014666	AF/equipo d *TRANS*	78,858,720.00	0	0	0	78,858,720.00
HN01	1490015666	AF/LINEAS E *TRANS*	1,400,977.80	0	0	0	1,400,977.80
HN01	1490015667	AF/POSTE,TR *TRANS*	96,272,577.43	0	0	0	96,272,577.43
HN01	1490015669	AF/ACOMETID *TRANS*	4,323,520.73	0	0	0	4,323,520.73
HN01	1490016691	AF/Equipo d *TRANS*	2,216,877.33	0	0	0	2,216,877.33
HN01	1490016692	AF/EQUIPO D *TRANS*	513,170.19	0	0	0	513,170.19
HN01	1490016693	AF/EQUIP.AL *TRANS*	2,320,866.23	0	0	0	2,320,866.23
HN01	1490016891	AF/MOBBLE,EQ *TRANS*	-1,619,808.90	0	0	0	-1,619,808.90
HN01	1490020171	AF Curso/AD *TRANS*	-54,205,087.87	0	0	0	-54,205,087.87
HN01	1610000000	Aplic Informatic	10,042,000.00	0	0	0	10,042,000.00
HN01	1614000000	GASTOS FINANC. INV.	11,045,619.69	-552,280.99	0	0	10,493,338.70
HN01	1615000000	M/O Inv. EEH Il AÑO	3,856,368.23	-192,818.42	0	0	3,663,549.81
HN01	1633000000	Pagos Anticipados	14,209,996.75	0	0	0	14,209,996.75
HN01	1634000000	Seguros	168,944.60	-84,472.11	0	84,472.49	0
HN01	1701000000	Proyecto PROMEF	36,914,950.12	0	0	0	36,914,950.12
HN01	1702100000	Proyecto Patuca III	1,264,811,800.38	0	0	0	1,264,811,800.38
HN01	1702200000	Proyecto Patuca III	9,742,275,198.01	0	0	0	9,742,275,198.01
HN01	1702300000	Proyecto Patuca III	832,954,221.87	0	0	0	832,954,221.87
HN01	1702400000	Proyecto Patuca III	1,053,156.28	0	0	0	1,053,156.28
HN01	1702500000	Proyecto Patuca III	24,720,454.92	0	0	0	24,720,454.92
HN01	1710000000	Proyecto Llanitos Ji	505,700.00	0	0	0	505,700.00
HN01	1715000000	Py Mant Obras S MOS	778,436,880.67	0	0	0	778,436,880.67
HN01	1719000000	PRY BCIE 2038	391,954.60	0	0	0	391,954.60
HN01	1722000000	Proy BID	52,869,345.88	0	0	0	52,869,345.88
HN01	1723000000	Proy BID	19,674,126.53	0	0	0	19,674,126.53
HN01	1724000000	Proy BID	49,104,412.31	0	0	0	49,104,412.31
HN01	1725000000	Apoy. Integrac.	349,024,287.77	0	0	0	349,024,287.77
HN01	1726000000	Proy. Rehab. y Poten	4,080,933.20	0	0	0	4,080,933.20
HN01	1727000000	Proy. BID 3103 BL-HO	68,665,951.51	0	0	0	68,665,951.51
HN01	1728000000	Proy. Rehab. y Poten	50,619,254.92	0	757,483.36	0	51,376,738.28
HN01	1729000000	Proy. Rehab. y Poten	380,615,643.35	0	0	0	380,615,643.35
HN01	1730000000	Proy. Rehab. y Poten	6,054,064.56	0	0	0	6,054,064.56
HN01	1731000000	Proy. Rehab. y Poten	12,728,453.36	81,312.28	147,640.82	0	12,957,406.46
HN01	1732000000	Subestación Juticalp	1,868,296.14	0	0	0	1,868,296.14



SALDOS AL 28 DE FEBRERO DE 2022 (CIFRAS EXPRESADAS EN LEMPIRAS)

Soc.	Cta.mayor	Texto breve	Arrastre de saldos	Saldo per. anteriores	Período de informe debe	Saldo Haber per.inf.	Saldo acumulado
HN01	2216142000	PTAMO. FICOHSA	-983,412,000.00	0	0	0	-983,412,000.00
HN01	2216143000	PTAMO. FICOHSA	-7,500,000.00	0	0	0	-7,500,000.00
HN01	2216144000	PTAMO. FICOHSA	-161,356,000.00	0	0	0	-161,356,000.00
HN01	2216145000	PTAMO. FICOHSA	-1,796,602,000.00	0	0	0	-1,796,602,000.00
HN01	2216146000	PTAMO. FICOHSA	-612,122,000.00	0	0	0	-612,122,000.00
HN01	2216150000	INV.2° Año EEH	-122,597,238.49	-673,279.17	0	87,621.97	-123,358,139.63
HN01	2216160000	PTAMO. (BANCO)	-1,014,000,000.00	0	0	0	-1,014,000,000.00
HN01	2216160001	PTAMO. (BANCO)	-1,651,000,000.00	0	0	0	-1,651,000,000.00
HN01	2216160002	PTAMO. (BANCO)	-758,300,000.00	0	0	0	-758,300,000.00
HN01	2216160003	PTAMO. (BANCO)	-621,000,000.00	0	0	0	-621,000,000.00
HN01	2216160004	PTAMO. (BANCO)	-164,000,000.00	0	0	0	-164,000,000.00
HN01	2216170000	VALORES GUBERNAMENT	-1,413,141,000.00	0	0	0	-1,413,141,000.00
HN01	2216170001	VALORES GUBERNAMENT	-565,000,000.00	0	0	0	-565,000,000.00
HN01	2216170002	VALORES GUBERNAMENT	-300,000,000.00	0	0	0	-300,000,000.00
HN01	2216170003	VALORES GUBERNAMENT	-150,000,000.00	0	0	0	-150,000,000.00
HN01	2216170004	VALORES GUBERNAMENT	-150,000,000.00	0	0	0	-150,000,000.00
HN01	2232000000	Focos Ahorro de Ener	-368,114.41	0	0	0	-368,114.41
HN01	2234000000	Reserva Depósitos BC	-521,477.80	0	0	0	-521,477.80
HN01	2235000000	CXP FIDUCIARIO FICOH	-100,000,000.00	0	0	0	-100,000,000.00
HN01	2241000000	Depositos en Garanti	-563,358,370.29	-3,033,639.83	5,436,042.63	3,731,943.66	-564,687,911.15
HN01	2242000000	Deposito 5%	-12,815,951.34	-100,401.57	0	328,162.14	-13,244,515.05
HN01	2243000000	Abonados con Saldo e	-7,824,559.43	-5,611,379.98	125,240,232.65	124,399,056.31	-12,594,763.07
HN01	2244000000	Depositos Tesoreria	-55,615.47	0	0	0	-55,615.47
HN01	2245000000	Aporte clientes para	124,017,075.53	0	0	0	124,017,075.53
HN01	2246000000	Aporte clientes para	1,930,953.99	0	0	0	1,930,953.99
HN01	2247000000	Aporte clientes para	-83,200,680.70	0	0	0	-83,200,680.70
HN01	2250000000	Otros Creditos Difer	13,396,847.99	39,816,152.02	3,733,116.02	3,241,010.89	53,705,105.14
HN01	2251000000	CXP C.R.E.E.	-311,869,261.50	-7,120,646.69	48,649.02	7,161,423.57	-326,102,682.74
HN01	2252000000	CTA TRANS DEDUC RECA	-20,160,649.43	0	0	0	-20,160,649.43
HN01	2253000000	Otros Creditos Difer	-472,496,920.38	8,022,934.35	5,358,669.70	5,320,430.44	-464,435,746.77
HN01	2255000000	Otros Creditos Difer	215,936,465.25	8,728,344.05	25,513,413.27	1,790,973.00	248,387,249.57
HN01	2256000000	Otros Creditos Difer	56.56	0	0	0	56.56
HN01	2258000000	PRIMA REC S/VGE 2020	-25,892,892.53	0	0	0	-25,892,892.53
HN01	2258010000	PRIMA REC S/VGE 2021	-1,905,600.00	0	0	0	-1,905,600.00
HN01	2261000000	CXP Permanentes	-678,867,098.22	-4,897,228.64	0	4,447,276.91	-688,211,603.77
HN01	2262000000	CXP Temporales	-123,318,863.26	0	0	0	-123,318,863.26
HN01	2263000000	Intereses ELCOSA	-95,634,976.05	0	0	0	-95,634,976.05
HN01	2264000000	Ints. EMCE CHOLOMA I	-164,640,185.34	0	0	0	-164,640,185.34
HN01	2265000000	Ints.EMCE CHOLOMA II	-44,968,595.48	0	0	0	-44,968,595.48
HN01	2266000000	Intereses LUFUSSA I	-107,152,717.51	0	53,729,991.68	0	-53,422,725.83
HN01	2267000000	Intereses LUFUSSA II	-232,027,056.57	0	0	0	-232,027,056.57
HN01	2268000000	Ints. LUFUSSA III	-1,357,278,734.71	0	0	0	-1,357,278,734.71
HN01	2269000000	Ints. ENERSA 200MW	-1,276,618,806.99	0	0	0	-1,276,618,806.99
HN01	2270000000	Ints. ENERSA 30 MW	-134,156,478.91	0	0	0	-134,156,478.91
HN01	2310000000	Sobrantes Inv.Emplea	-47,809,213.57	0	0.01	15,292.70	-47,824,506.26
HN01	2311000000	Sobrantes Inv.Proces	-9,159,001.57	0	15,292.70	0.01	-9,143,708.88
HN01	2311210000	Sob Rec Bco. Ficosha	-12,759,888.01	0	0	0	-12,759,888.01
HN01	2311220000	Sob Rec Bco. Atlanti	-1,868,964.15	0	0	0	-1,868,964.15
HN01	2311240000	Sob Rec Bco. Lafise	-373,197.73	0	0	0	-373,197.73
HN01	3111000000	Capital Propio	-1,721,121,046.87	0	0	0	-1,721,121,046.87
HN01	3121010000	Del Estado	-202,254,858.16	0	0	0	-202,254,858.16
HN01	3121020000	Del Sector Privado	-2,589,332.29	0	0	0	-2,589,332.29
HN01	3121030000	Proyec Financ.FOSODE	-494,040,695.28	0	0	0	-494,040,695.28
HN01	3121040000	FOSODE Decret.119-97	-9,760,239.90	0	0	0	-9,760,239.90
HN01	3121050000	Préstamo BCIE-264-0	-327,156,933.84	0	0	0	-327,156,933.84
HN01	3121060000	Transf.Dife.Petróleo	-56,708,965.52	0	0	0	-56,708,965.52
HN01	3121070000	EKSPORTFINANS	-352,105,572.30	0	0	0	-352,105,572.30
HN01	3121080000	Prestamos 787-918	-41,020,050.00	0	0	0	-41,020,050.00
HN01	3121090000	Trans.Proyecto Japón	-245,442,277.08	0	0	0	-245,442,277.08
HN01	3121100000	Proyecto Japón III	-45,583,724.62	0	0	0	-45,583,724.62
HN01	3121110000	Sesión T.Ext. Líneas	-1,355,532,544.67	0	0	0	-1,355,532,544.67
HN01	3121120000	Transf.Prés. BCIE2330	-100,823,773.57	0	0	0	-100,823,773.57
HN01	3121130000	Programa MARENA	-969,970.00	0	0	0	-969,970.00
HN01	3121140000	Est.Geol.Top.Tablón	-494,969.40	0	0	0	-494,969.40
HN01	3121150000	Mej.Dist.Energia.Rur	-4,000,000.00	0	0	0	-4,000,000.00
HN01	3121160000	Rehab. Santa María	-49,318,793.09	0	0	0	-49,318,793.09
HN01	3121170000	EXp.Sistema Int. III	-164,709,858.39	0	0	0	-164,709,858.39
HN01	3121180000	Coop.Secr.Agric.Gan.	-10,944,210.29	0	0	0	-10,944,210.29
HN01	3121190000	LUFUSA Sub Estación	-28,096,600.00	0	0	0	-28,096,600.00
HN01	3121200000	Proyecto (USAID)	-16,813,447.00	0	0	0	-16,813,447.00
HN01	3121210000	Coop.Técnic.SAG/ENEE	-81,636,526.20	0	0	0	-81,636,526.20
HN01	3121220000	ABB OY Finlandia	-433,096,013.64	0	0	0	-433,096,013.64
HN01	3121230000	Coop.Taiwán Patuca I	-4,800,099.38	0	0	0	-4,800,099.38
HN01	3121240000	Coop.Técnica Ceiba	-3,822,392.42	0	0	0	-3,822,392.42
HN01	3121250000	Fondo Nórdico #440	-152,069,348.21	0	0	0	-152,069,348.21
HN01	3121260000	Capitali.Gob.Central	-2,826,701,276.03	0	0	0	-2,826,701,276.03
HN01	3121270000	Gob.Prést BID - 1584	-195,282,821.72	0	0	0	-195,282,821.72
HN01	3121280000	Proye.Hidroeléctrico	-966,513,442.49	0	0	0	-966,513,442.49
HN01	3121290000	IDA-4536 HO Mon Nac	-47,419,512.85	0	0	0	-47,419,512.85
HN01	3121300000	IDA-4536 HO Mon Ext	-343,241,417.06	0	0	0	-343,241,417.06
HN01	3121310000	Préstamo Eléctric.	-1,072,550,213.48	0	0	0	-1,072,550,213.48
HN01	3121320000	PROMEF Equipo/Vehícu	-13,224,453.00	0	0	0	-13,224,453.00
HN01	3121340000	Transf. Transformado	-78,858,720.00	0	0	0	-78,858,720.00
HN01	3121360000	Transf. Proy. BID	-10,360,295.43	0	0	0	-10,360,295.43
HN01	3121370000	Transf. Proy. BID 34	-30,746,774.91	0	0	0	-30,746,774.91



Empresa Nacional
de Energía Eléctrica

EMPRESA NACIONAL DE ENERGIA ELECTRICA
BALANZA DE COMPROBACION

SALDOS AL 28 DE FEBRERO DE 2022 (CIFRAS EXPRESADAS EN LEMPIRAS)



Soc.	Cta. mayor	Texto breve	Arrastre de saldos	Saldo per. anteriores	Periodo de informe debe	Saldo Haber per. Inf.	Saldo acumulado
HN01	5331000000	Papel de Escritorio	0	0	6,100.72	0	6,100.72
HN01	5333000000	Productos de Artes G	0	18,297.93	7,300.80	0	25,598.73
HN01	5334000000	Productos de Papel y	0	425.6	344.4	186.06	583.94
HN01	5337000000	Especies Timbradas y	0	10,500.00	0	0	10,500.00
HN01	5342000000	Artículos de Cuero	0	10,987.68	0	0	10,987.68
HN01	5344000000	Llantas y Cámaras de	0	66,986.34	10,706.30	0	77,692.64
HN01	5351000000	Productos Químicos	0	42,664.31	29,326.96	1,288.00	70,703.27
HN01	5352100000	Productos Farmacéuti	0	12,486.24	245,716.06	13,943.43	244,258.87
HN01	5354000000	Insecticidas, Fumiga	0	0	7,954.60	0	7,954.60
HN01	5355000000	Tintas, Pinturas y C	0	19,345.08	75.44	0	19,420.52
HN01	5356100000	gasolina	0	176,478.38	75,373.34	1,860.03	249,991.69
HN01	5356200000	Diesel	0	669,548.53	890,022.63	4,627.61	1,554,943.55
HN01	5356500000	Aceites y Grasas Lub	0	13,440.11	131,938.36	2,106.08	143,272.39
HN01	5358000000	Productos de Materia	0	596.38	0	0	596.38
HN01	5361000000	Productos Ferrosos	0	19,145.60	30,319.15	0	49,464.75
HN01	5363000000	Estructuras Metálica	0	6,143,162.00	3,425,574.00	2,545,755.00	7,022,981.00
HN01	5364000000	Herramientas Menores	0	43,181.80	65,831.17	0	109,012.97
HN01	5365000000	Mat de guerra y seg	0	8,504.63	4,662.14	0	13,166.77
HN01	5369300000	Gast X El Ferreteria	0	93,194.07	52,106.54	0	145,300.61
HN01	5371000000	Productos de Arcilla	0	0	15,050.00	0	15,050.00
HN01	5375000000	Cemento, Cal y Yeso	0	0	11,457.24	0	11,457.24
HN01	5391000000	Elementos de Limpiez	0	55,650.58	95,806.81	55,035.54	96,421.85
HN01	5392000000	Útiles de Escritorio	0	52,128.99	80,454.86	0	132,583.85
HN01	5393000000	Útiles y Materiales	0	6,432,307.68	15,397,589.47	11,950,423.74	9,879,473.41
HN01	5394000000	Utensilios de Cocina	0	26,596.11	6,692.00	0	33,288.11
HN01	5396000000	Repuestos y Acces	0	704,006.46	1,131,209.94	73,504.00	1,761,712.40
HN01	5397000000	CF ENERGIA TERMICA	0	848,374,579.40	1,064,608,226.49	15,367,380.10	1,897,615,425.79
HN01	5397200000	FACT. EXTERNA	0	84,658,035.27	91,280,437.51	0	175,938,472.78
HN01	5397310000	COMPRA DE ENERGIA	0	0	4.51	0	4.51
HN01	5397500000	FALLAS	0	0	778,623.03	0	778,623.03
HN01	5397600000	CARGOS POR SERVICIO	0	11,058,719.94	90,967.22	0	11,149,687.16
HN01	5397610000	SERVICIOS	0	0	9,164,943.00	0	9,164,943.00
HN01	5397620000	CARGOS	0	0	3,628,970.64	0	3,628,970.64
HN01	5397700000	COMPRA ENERGIA P/ODS	0	134,296,807.01	127,723,616.36	0	262,020,423.37
HN01	5397800000	CF ENER RENOVABLE	0	1,112,488,586.33	1,470,330,761.25	472,571,204.24	2,110,248,143.34
HN01	5399100000	Gastos de Proyectos	0	2,283,801.98	5,299,560.61	4,493,897.64	3,089,464.95
HN01	5399200000	Gastos de Proyectos	0	222.86	90,096.64	0	90,319.50
HN01	5399600000	GASTOS FINANCIEROS	0	552,280.99	0	0	552,280.99
HN01	5512310000	Gastos Diferencias R	0	-0.06	0.01	0.06	-0.11
HN01	5533100000	Transferencias y Don	0	0	8,219,426.00	0	8,219,426.00
HN01	5701030000	Diferencia en el Pre	0	0	30,998.83	0	30,998.83
HN01	5701060000	Ajuste por Impugnaci	0	3,100.06	21,113.36	0	24,213.42
HN01	5712130000	Intereses de Títulos	0	21,551,852.00	0	0	21,551,852.00
HN01	5712150000	Intereses de Títulos	0	89,246,718.76	89,310,156.25	0	178,556,875.01
HN01	5712151000	GTO.X INT. BONO 2020	0	68,847,468.75	68,896,406.25	0	137,743,875.00
HN01	5712170000	Intereses de Títulos	0	40,888,733.83	39,569,742.41	0	80,458,476.24
HN01	5712190000	Intereses de Títulos	0	1,748,479.14	1,749,721.98	0	3,498,201.12
HN01	5712200000	Intereses por Prést	0	24,901,260.46	2,035,409.33	0	26,936,669.79
HN01	5712210000	Intereses de Títulos	0	20,416,666.67	16,333,333.33	0	36,750,000.00
HN01	5712240000	Gto.X Ints. BVGE2020	0	29,235,325.01	28,292,250.01	0	57,527,575.02
HN01	5712250000	Gto.X Ints. BVGE2021	0	11,609,105.13	11,609,105.13	0	23,218,210.26
HN01	5712300000	Intereses por Prést	0	3,641,704.18	7,109,700.38	3,589,200.22	7,162,204.34
HN01	5712800000	Intereses por Prést	0	5,490,537.47	5,631,884.80	2,891,509.51	8,230,912.76
HN01	5712810000	Intereses de Títulos	0	276,664.83	267,930.47	0	544,595.30
HN01	5712820000	Intereses de Títulos	0	807.13	808.51	0	1,615.64
HN01	5732000000	Intereses de la Deud	0	17,621,639.26	17,618,608.89	0	35,240,248.15
HN01	5762000000	Perdida mod eXt	0	268,653,035.53	35,303,476.76	0	303,956,512.29
HN01	5762100000	Perdida Correc monet	0	0	677,506.40	677,506.40	0
HN01	5762400000	Perd conver moneta	0	-10,153.49	2,205.96	2,205.96	-10,153.49
HN01	5900041000	Prv para Cta de Dudo	0	170,917,859.92	160,291,932.45	0	331,209,792.37
HN01	5900042000	Prv para Cta de Dudo	0	255,791.17	258,788.57	0	514,579.74
HN01	5900043000	Prv para Cta de Dudo	0	30,636,812.34	26,632,880.76	0	57,269,693.10
HN01	5912100000	Deprec Edificios	0	508,674.77	507,869.00	0	1,016,543.77
HN01	5921100000	Depreci Mueble of	0	132,344.25	83,176.13	0	215,520.38
HN01	5921200000	Depreci Equipo of	0	81,684.18	33,470.29	0	115,154.47
HN01	5921300000	Depreci Mueble aloj	0	16,075.43	12,714.29	0	28,789.72
HN01	5921400000	Depreci Electrodom	0	16,191.69	10,960.45	0	27,152.14
HN01	5922700000	Depreci Maquinaria	0	47,062,526.44	46,819,827.20	0	93,882,353.64
HN01	5923400000	Depreci Equipo elev	0	1,821.60	1,821.60	0	3,643.20
HN01	5924200000	Depreci Equipo labor	0	1,343.24	1,343.24	0	2,686.48
HN01	5924300000	Depreci Equipo labor	0	45,208.07	25,454.61	0	70,662.68
HN01	5925100000	Depreci Equipo comun	0	10,032.70	7,906.52	0	17,939.22
HN01	5925200000	Depreci Equipo Señal	0	4,195.47	4,195.40	0	8,390.87
HN01	5926000000	Depreci Equipo compu	0	459,028.10	448,774.42	0	907,802.52
HN01	5927100000	Depreci Muebles equi	0	3,086.97	3,076.89	0	6,163.86
HN01	5927200000	Depreci Equipo Recre	0	286.16	0	0	286.16
HN01	5928000000	Depreci Herra mayor	0	287,192.06	271,992.52	0	559,184.58
HN01	5962000000	Depreci Comp Port	0	14,095.63	10,282.12	0	24,377.75
HN01	7202010000	Garantia de Calidad	4,523,707.97	508,569.70	0	0	5,032,277.67
HN01	7202020000	Garantia de Calidad	14,667.09	125,696.07	0	0	140,363.16
HN01	7302010000	Garantia de Cumplimi	6,499,588,867.37	204,527.54	0	0	6,499,793,394.91
HN01	7302020000	Garantia de Cumplimi	1,050,058,847.51	52,197,458.39	0	0	1,102,256,305.90
HN01	7401010000	Dobre Deudas Prestam	244,412,744.71	0	0	0	244,412,744.71
HN01	7402010000	Sobre Deuda Prestamo	333,656,818.80	0	0	0	333,656,818.80
HN01	7405010000	Sobre Deuda RECO	25,458,493.28	152,585.17	152,585.17	0	25,763,663.62





Empresa Nacional
de Energía Eléctrica

EMPRESA NACIONAL DE ENERGIA ELECTRICA
BALANZA DE COMPROBACION

SALDOS AL 28 DE FEBRERO, DE 2022 (CIFRAS EXPRESADAS EN LEMPIRAS)



Soc.	Cta.mayor	Texto breve	Arrastre de saldos	Saldo per. anteriores	Periodo de informe. debe	Saldo Haber per. inf.	Saldo acumulado
HN01	7406010000	Dobre Deuda Prestamo	412,752,477.87	2,266,752.91	295,000.00	0	415,314,230.78
HN01	7407010000	Sobre Deuda BID 007	191,847,635.07	-2,328,937.71	951,157.80	0	190,469,855.16
HN01	7408010000	Sobre Deuda BCIE 203	594,540,740.07	0	0	0	594,540,740.07
HN01	7409010000	TERRENOS Inundables	380,605.55	0	0	0	380,605.55
HN01	7501010000	Depositos de Abonado	4,645,593.68	0	0	0	4,645,593.68
HN01	7502010000	Depositos de Abonado	412,413,343.48	0	0	0	412,413,343.48
HN01	7503010000	Depositos de Abonado	32,800,240.61	0	0	0	32,800,240.61
HN01	7601010000	DEMANDAS LABORALES	720,415,169.77	0	0	0	720,415,169.77
HN01	7601020000	Empresa Energía Hond	6,799,214,301.74	104,830,457.17	0	0	6,904,044,758.91
HN01	7601030000	DEMANDAS CIVILES Y C	8,754,462,574.11	0	0	0	8,754,462,574.11
HN01	7700010000	INCENT. MECER (SOLAR	364,805,576.08	0	0	0	364,805,576.08
HN01	7700020000	INCENT. LLANOS DEL S	155,716,225.58	0	0	0	155,716,225.58
HN01	7700030000	INCENT. GENERADORES	177,043,793.20	0	0	0	177,043,793.20
HN01	7700040000	INCENT. ENERBASA, SO	231,979,252.10	0	0	0	231,979,252.10
HN01	7700050000	INCENT. EMPRESA ENER	478,965,073.57	0	0	0	478,965,073.57
HN01	7700060000	INCENT. EMPRESA SERS	247,510,903.12	0	0	0	247,510,903.12
HN01	7700070000	INCENT. EMPRESA SERS	362,856,110.23	0	0	0	362,856,110.23
HN01	7700080000	INCENT. EMPRESA FOTE	245,361,757.06	0	0	0	245,361,757.06
HN01	7700090000	INCENT. EMPRESA ENER	658,846,106.79	0	0	0	658,846,106.79
HN01	7700100000	INCENT. PODERSSA	550,704,479.42	0	0	0	550,704,479.42
HN01	7700110000	INCENT. COMPAÑIA SOL	707,109,032.70	0	0	0	707,109,032.70
HN01	7700120000	INCENT. COMP. HONDUR	702,113,089.87	0	0	0	702,113,089.87
HN01	7800010000	INTERESES ELCOSA	15,419,150.41	0	0	0	15,419,150.41
HN01	7800020000	INTERESES EMCE CHOLO	90,538,111.92	0	0	0	90,538,111.92
HN01	7800030000	INTERESES EMCE CHOLO	22,373,476.14	0	0	0	22,373,476.14
HN01	7800040000	INTERESES LUFUSA I	6,131,806.66	0	0	0	6,131,806.66
HN01	7800050000	INTERESES LUFUSA II	130,505,653.58	0	0	0	130,505,653.58
HN01	7800060000	INTERESES LUFUSA III	212,629,925.74	0	0	0	212,629,925.74
HN01	7800070000	INTERESES ENERSA 200	282,983,202.92	0	0	0	282,983,202.92
HN01	7800080000	INTERESES ENERSA 30	22,507,857.46	0	0	0	22,507,857.46
HN01	7900010000	CUENTAS DE ORDEN POR	-31,747,287,413.23	-157,957,109.24	0	1,398,742.97	-31,906,643,265.44
HN01	9000000000	Carga inicial GL	-6,318,744,593.40	0	0	0	-6,318,744,593.40
HN01	9000000001	Carga inicial AP	6,391,196,694.57	0	0	0	6,391,196,694.57
HN01	9000000002	Carga inicial AR	-72,452,101.17	0	0	0	-72,452,101.17
HN01	Mon.	Arrastre de saldos	0	0	29,004,615,249.82	29,004,615,249.82	0

