



**Empresa Nacional  
de Energía Eléctrica**

**Gerencia de Finanzas Corporativa  
Departamento de Análisis y Programación Financiera**



**MEMORANDO**

**DAPF-182-2022**

**PARA : ABOG. LUIS FERNANDO CRUZ MUÑOZ  
JEFE UNIDAD DE TRANSPARENCIA**

**DE : LIC. ANA LOURDES AGUILAR  
JEFE DEPARTAMENTO DE ANALISIS Y PROGRAMACION  
FINANCIERA**

**ASUNTO : INFORMES DEUDA EXTERNA E INTERNA FEBRERO/2022**

**FECHA : 14 DE MARZO DE 2022**

En cumplimiento al Memorándum – Circular No. GG-229, adjunto remito los Informes Preliminares de la Situación de la Deuda al 28 de Febrero de 2022

- Movimiento del Servicio de la Deuda Externa en Moneda Contratada, US Dólares y Lempiras.
- Movimiento del Servicio de la Deuda Interna en Lempiras.
- Deuda Vencida y Pendiente de pago en US Dólares y Lempiras

Atentamente,



Archivo

AA/ELTg



Departamento de Análisis y Programación Financiera  
CCG, Edificio Cuerpo Bajo C, 6to. Nivel  
Tegucigalpa, M.D.C. Honduras C.A.



Tel.: (504) 22-352925  
IP: 2932



aaguilarv@enee.hn



Empresa Nacional  
de Energía Eléctrica

Gerencia de Finanzas Corporativa  
Departamento de Análisis y Programación Financiera



SERVICIO DEUDA VENCIDA Y PENDIENTE DE PAGO  
AL 28 FEBRERO DEL 2022

(Cifras en Dolares)

INSTITUCION FINANCIERA	NUMERO PRESTAMO	PRINCIPAL	INTERESES	INTERESES MORATORIOS	COMISIONES	TOTAL
<b>DEUDA EXTERNA</b>						
<b>GENERACION</b>						
SUIZA						-
SERV	CP V	-	-			-
SERV	CP VI	-	-			-
BNP	240982	233,397.31	154,969.37			388,366.68
<b>Total Deuda Externa</b>		<b>233,397.31</b>	<b>154,969.37</b>			<b>388,366.68</b>

<b>DEUDA INTERNA</b>						
<b>ERP</b>						
<b>GENERACION</b>						
<b>Multilaterales</b>						
<b>IDA</b>	0116-HO	1,515,694.14	-	-	62,522.38	1,578,216.52
	0989-HO	8,700,000.00	-	-	1,011,375.00	9,711,375.00
	2417-HO	3,721,564.45	-	-	1,053,959.95	4,775,524.40
<b>BID</b>	572/SF-HO	31,700,866.63	3,981,335.61	-	-	35,682,202.24
<b>Sub-total Multilaterales</b>		<b>45,638,125.22</b>	<b>3,981,335.61</b>		<b>2,127,857.33</b>	<b>51,747,318.16</b>
<b>Club de paris</b>						
<b>Alemania</b>						
<b>KFW</b>	197965593	4,125,712.46	581,435.77	-	-	4,707,148.23
	199165713	384,130.41	85,709.12	-	-	469,839.53
	199165614 - CP I	46,402.40	1,585.41	-	-	47,987.81
	199365586 - CP II	16,312.29	3,310.51	-	-	19,622.80
	199665969 - CP III	7,523.00	2,300.01	-	-	9,823.01
	200065011 - CP IV - T1	22,783.81	42,224.88	-	-	65,008.70
	200065011 - CP IV - T2	18.82	34.88	-	-	53.70
	200065011 - CP IV - T3	13,557.53	154.56	-	-	13,712.09
	200065011 - CP IV - T4	2,142.61	24.43	-	-	2,167.03
		<b>4,618,583.33</b>	<b>716,779.56</b>			<b>5,335,362.89</b>
<b>HERMES</b>	HERMES I	534,670.72	37,100.21	-	-	571,770.92
	HERMES CP II	1,862,301.11	1,162,606.90	-	-	3,024,908.01
	HERMES CP III	202,419.90	151,736.80	-	-	354,156.70
	HERMES CP IV	2,883,848.54	3,605,542.60	-	-	6,489,391.14
	HERMES 1era. Capital. CP IV	48,589.12	60,748.74	-	-	109,337.86
	HERMES 2da. Capital. CP IV	210,989.02	23,261.54	-	-	234,250.57
	HERMES 3ra. Capital. CP IV	16,842.00	1,856.83	-	-	18,698.83
		<b>5,759,660.41</b>	<b>5,042,853.61</b>			<b>10,802,514.02</b>
<b>FRANCIA</b>						
<b>COFACE</b>	CP I	438,003.65	16,591.88	-	-	454,595.53
	CP II	3,713,008.83	1,301,033.25	-	-	5,014,042.08
	CP IV	2,845,600.84	2,294,429.76	-	-	5,140,030.59
	CP IV - CAPITALIZACIÓN	213,933.56	13,539.09	-	-	227,472.65
		<b>7,210,546.88</b>	<b>3,625,593.98</b>			<b>10,836,140.86</b>
<b>ITALIA</b>						
<b>SACE</b>	HOND 1 (CP I)	804,389.26	50,601.11	-	-	854,990.37
	HOND 2 (CP II)	6,642,502.86	506,026.49	-	-	7,148,529.35
	HOND 3 (CP III)	1,563,804.31	140,872.98	-	-	1,704,677.29
	HOND 4 (CP IV)	4,533,684.46	3,361,722.39	-	-	7,895,406.85
	HOND 4 (CP IV 1era. CAPITAL)	205,820.50	8,956.35	-	-	214,776.85
	HOND 4 (CP IV 2da. CAPITAL)	10,127.31	436.07	-	-	10,563.38
		<b>13,760,328.71</b>	<b>4,068,615.38</b>			<b>17,828,944.09</b>
<b>JAPON</b>						
<b>EXIMBANK-JAPON</b>	R1 - (CP I)	7,071,309.69	1,049,215.97	966,918.03	-	9,087,443.69
	R2 - (CP II)	7,458,490.32	1,535,635.05	185,797.36	-	9,179,922.74
	R2 - (CP II - CAPITAL)	480,707.78	-	11,796.70	-	492,504.48
	R3 - (CP III)	942,724.85	243,678.98	23,343.16	-	1,209,746.99
	R3 - (CP III - CAPITAL)	64,123.95	-	1,516.89	-	65,640.84
	R4 - (CP IV 2,005 MM)	4,903,735.64	6,176,217.42	37,039.19	-	11,116,992.25
	R4 - (CP IV 201 MM)	493,748.11	1,774,235.05	20,471.19	-	2,288,454.35
	R4 - (CP IV 2da FASE)	614,069.53	159,799.39	45,036.71	-	818,905.63
	R4 - (CP IV 3era FASE)	409,825.66	-	-	-	409,825.66
		<b>22,438,735.52</b>	<b>10,938,781.86</b>	<b>1,291,919.24</b>		<b>34,669,436.61</b>
<b>JBIC</b>	HO - P1	27,198,282.83	4,285,800.65	1,280,808.74	-	32,764,892.22
	HO - R1 (CP I)	6,058,861.31	1,065,987.94	222,320.04	-	7,347,169.29
	HO - R2 (CP II)	12,317,525.41	10,924,936.36	168,128.02	-	23,410,589.79



**SERVICIO DEUDA VENCIDA Y PENDIENTE DE PAGO  
AL 28 FEBRERO DEL 2022**

(Cifras en Dolares)

INSTITUCION FINANCIERA	NUMERO PRESTAMO	PRINCIPAL	INTERESES	INTERESES MORATORIOS	COMISIONES	TOTAL
SUIZA SERV	HO - R3 (CP III)	1,197,873.20	1,627,136.11	21,298.49	-	2,846,307.79
	HO - R4 (CP IV)	2,247,620.14	13,039,077.67	191,658.81	-	15,478,356.62
		49,020,162.88	30,942,938.72	1,884,214.11	-	81,847,315.71
	SERV - CP II	2,141,995.81	71,934.03	-	-	2,213,929.83
	SERV - CP III	1,609,948.70	13,749.61	-	-	1,623,698.31
	SERV - CP IV	211,801.75	80,260.44	-	-	292,062.19
	SERV - DIFERIMIENTO CP IV	6,264.00	162.31	-	-	6,426.31
	3,970,010.26	166,106.38	-	-	4,136,116.64	
Club de paris ESTADOS UNIDOS EXIMBANK-USA	R - 190 Q (CP II)	34,927.12	17,026.95	-	-	51,954.07
	R-244-Q (CP IV)	172,015.65	233,775.54	-	-	405,791.19
	R-244-R (CP IV CAPITALIZACIÓN)	15,824.74	1,871.49	-	-	17,696.23
		222,767.51	252,673.98	-	-	475,441.49
<b>Sub total - Club de Paris</b>		<b>107,000,795.49</b>	<b>55,754,343.48</b>	<b>3,176,133.34</b>	<b>-</b>	<b>165,931,272.32</b>
<b>Total Generacion - ERP</b>		<b>152,638,920.71</b>	<b>59,735,679.10</b>	<b>3,176,133.34</b>	<b>2,127,857.33</b>	<b>217,678,590.48</b>
<b>DISTRIBUCION</b>						
<b>Multilaterales</b>						
BID	936/SF-HO	6,962,450.94	2,853,024.93	-	-	9,815,475.87
<b>Bilaterales</b>						
FIV	Arreglo de Pagos N° I (REORG. DEUDA)	229,930.97	13,795.86	149,603.05	-	393,329.88
<b>Total Distribucion - ERP</b>		<b>7,192,381.91</b>	<b>2,866,820.78</b>	<b>149,603.05</b>	<b>-</b>	<b>10,208,805.74</b>
<b>TRANSMISION</b>						
<b>Multilaterales</b>						
IDA	0201-HO	2,336,298.00	-	-	113,894.53	2,450,192.53
<b>Club de paris</b>						
<b>Alemania</b>						
KFW	199165614 - CP I	46,402.40	1,585.41	-	-	47,987.81
	199365586 - CP II	16,312.29	3,310.51	-	-	19,622.80
	199665969 - CP III	7,523.00	2,300.01	-	-	9,823.01
	200065011 - CP IV - T1	62,271.67	115,407.10	-	-	177,678.77
	200065011 - CP IV - T2	138.01	255.77	-	-	393.78
	200065011 - CP IV - T4	5,792.99	66.04	-	-	5,859.03
		138,440.36	122,924.84	-	-	261,365.21
<b>ESPAÑA</b>						
ICO	01039001.0 (150688)	693,023.80	18,592.84	-	-	711,616.64
	REPROGRAMACION 01039014.0	357,663.89	-	-	-	357,663.89
	01039014.0	3,155,526.36	416,416.81	-	-	3,571,943.17
	11039001.0 (CP I)	178,667.34	8,840.93	-	-	187,508.27
	11039002.0 (CP II)	3,562,826.98	1,100,239.12	-	-	4,663,066.10
	11039003.0 (CP III)	1,348,206.01	695,183.70	-	-	2,043,389.71
	11039004.1 (CP V)	11,768.38	288,001.24	-	-	299,769.62
		9,307,682.76	2,527,274.64	-	-	11,834,957.40
<b>CESCE</b>						
	CP I	165,056.49	4,584.38	-	-	169,640.87
	CP II	1,166,362.78	356,702.05	-	-	1,523,064.83
	CP III	706,252.90	6,179.36	-	-	712,432.26
	CP IV	37,066.73	1,817.85	-	-	38,884.57
	CP IV - DIFERIMIENTO III FASE	360,586.47	36,804.17	-	-	397,390.64
	CP IV - REORG. DEUDA BBV,BEX	3,577,740.25	200,098.41	-	-	3,777,838.66
	CP IV - REORGANIZACIÓN DEUDA	457,665.39	74,517.67	-	-	532,183.07
	CP V - DIFER. DEUDA POST CUT	2,242,321.97	186,665.52	-	-	2,428,987.49
	CP VI - RESTRUCT. DEUDA	4,571,343.36	625,347.86	-	-	5,196,691.22
		13,284,396.34	1,492,717.27	-	-	14,777,113.61
<b>Sub total - Club de Paris</b>		<b>22,730,519.47</b>	<b>4,142,916.75</b>	<b>-</b>	<b>-</b>	<b>26,873,436.22</b>
<b>Bilaterales</b>						
FIV	Arreglo de Pagos N° I (REORG. DEUDA)	205,626.84	12,337.61	133,789.73	-	351,754.19
	Arreglo de Pagos N° II (DÓLAR DEUDA)	107,815.07	5,401.53	72,815.15	-	186,031.75
<b>Sub total - Bilaterales</b>		<b>313,441.91</b>	<b>17,739.14</b>	<b>206,604.88</b>	<b>-</b>	<b>537,785.93</b>
<b>Total Transmision - ERP</b>		<b>25,380,259.38</b>	<b>4,160,655.89</b>	<b>206,604.88</b>	<b>113,894.53</b>	<b>29,861,414.69</b>



Empresa Nacional  
de Energía Eléctrica

Gerencia de Finanzas Corporativa  
Departamento de Análisis y Programación Financiera



SERVICIO DEUDA VENCIDA Y PENDIENTE DE PAGO  
AL 28 FEBRERO DEL 2022

(Cifras en Dolares)

INSTITUCION FINANCIERA	NUMERO PRESTAMO	PRINCIPAL	INTERESES	INTERESES MORATORIOS	COMISIONES	TOTAL
<b>Total Deuda Interna - ERP</b>		<b>185,211,562.00</b>	<b>66,763,155.77</b>	<b>3,532,341.28</b>	<b>2,241,751.86</b>	<b>257,748,810.91</b>
<b>Deuda Interna Gobierno Central</b>						
<b>GENERACION</b>						
<b>CTA. JICA - CONV. SUBSIDIARIO</b>	HO-P6	-	-	-	272,108.84	272,108.84
<b>Total - Generacion Gobierno Central</b>		<b>-</b>	<b>-</b>	<b>-</b>	<b>272,108.84</b>	<b>272,108.84</b>
<b>DISTRIBUCION</b>						
<b>Banco Central de Honduras</b>						
<b>Bono Soberano 2017</b>	Prestamo Bono Soberano		21,875,000.00	-	6,601.85	21,881,601.85
<b>Bono Soberano 2020</b>	Prestamo Bono Soberano		33,750,000.00	-	6,000.00	33,756,000.00
<b>SEFIN - EXIMBANK CHINA</b>	6021583003		2,545,226.47			2,545,226.47
<b>CTA. BID - CONV. SUBSIDIARIO</b>	1584/SF-HO	3,265,667.10	1,731,234.89	-	-	4,996,902.00
<b>Total Distribucion</b>		<b>3,265,667.10</b>	<b>59,901,461.37</b>	<b>-</b>	<b>12,601.85</b>	<b>63,179,730.32</b>
<b>TRANSMISION</b>						
<b>CUENTA FDO. DE CONTRAVALOR HONDURAS - ESPAÑA</b>						
<b>ICO</b>	01039004.0 (030491)	5,548,008.98	485,200.36	-	-	6,033,209.35
	11039004.2 (CP V - Consol. Diferida)	3,148,126.61	219,363.21	-	-	3,367,489.83
	11039005.0 (CP VI)	107,902.26	6,752.28	-	-	114,654.54
	01039014.0	450,789.48	153,794.35	-	-	604,583.83
		<b>9,254,827.34</b>	<b>865,110.21</b>	<b>-</b>	<b>-</b>	<b>10,119,937.54</b>
<b>CTA. BID - CONV. SUBSIDIARIO</b>	2016/BLHO	5,527,766.01	3,412,841.68	-	-	8,940,607.69
	3103/BL-HO	1,337,583.32	2,889,405.50	-	70,880.58	4,297,869.40
	3435/BL-HO	559,102.84	1,368,476.89	-	244,472.96	2,172,052.69
	4598/BL-HO	-	118,347.51	-	407,263.05	525,610.56
	4599/SX-HO	-	-	-	450.64	450.64
		<b>7,424,452.17</b>	<b>7,789,071.58</b>	<b>-</b>	<b>723,067.23</b>	<b>15,936,590.99</b>
<b>Total - Transmisión Gobierno Central</b>		<b>16,679,279.51</b>	<b>8,654,181.79</b>	<b>-</b>	<b>723,067.23</b>	<b>26,056,528.53</b>
<b>HOLDING</b>						
<b>CTA. IDA - CONV. SUBSIDIARIO</b>	4536-HN	7,500,000.00	-	-	1,148,437.50	8,648,437.50
<b>Total - Otros Gobierno Central</b>		<b>7,500,000.00</b>	<b>-</b>	<b>-</b>	<b>1,148,437.50</b>	<b>8,648,437.50</b>
<b>Total Deuda Interna Gobierno Central</b>		<b>27,444,946.61</b>	<b>68,555,643.16</b>	<b>-</b>	<b>2,156,215.42</b>	<b>98,156,805.19</b>
<b>Total General Deuda Interna</b>		<b>212,656,508.61</b>	<b>135,318,798.93</b>	<b>3,532,341.28</b>	<b>4,397,967.29</b>	<b>355,905,616.10</b>
<b>TOTAL DEUDA EXTERNA E INTERNA</b>		<b>212,889,905.92</b>	<b>135,473,768.30</b>	<b>3,532,341.28</b>	<b>4,397,967.29</b>	<b>356,293,982.78</b>

FILE: INFORMES MENSUALE FEBRERO/2022

EL7





Empresa Nacional  
de Energía Eléctrica

Gerencia de Finanzas Corporativa  
Departamento de Análisis y Programación Financiera



RESUMEN SERVICIO DEUDA VENCIDA PENDIENTE DE PAGO  
AL 28 FEBRERO DEL 2022

(Cifras en Dolares)

CONCEPTO	PRINCIPAL	INTERESES	INTERESES MORATORIOS	COMISIONES	TOTAL
<b>PRESTAMOS DEUDA EXTERNA E INTERNA</b>					
GENERACION	152,872,318.02	59,890,648.47	3,176,133.34	2,399,966.17	218,339,066.00
DISTRIBUCION	10,458,049.01	62,768,282.15	149,603.05	12,601.85	73,388,536.06
TRANSMISION	42,059,538.88	12,814,837.68	206,604.88	836,961.77	55,917,943.22
HOLDING	7,500,000.00	-	-	1,148,437.50	8,648,437.50
	<b>212,889,905.92</b>	<b>135,473,768.30</b>	<b>3,532,341.28</b>	<b>4,397,967.29</b>	<b>356,293,982.78</b>
<b>TOTAL DEUDA EXTERNA E INTERNA</b>	<b>212,889,905.92</b>	<b>135,473,768.30</b>	<b>3,532,341.28</b>	<b>4,397,967.29</b>	<b>356,293,982.78</b>

ELABORADO POR:

HAROLD SHAMIR RIVERA  
AUXILIAR CONTABLE  
CONTABILIDAD

AUTORIZADO POR:

ANA LOURDES AGUILAR  
JEFE DEPARTAMENTO DE ANALISIS  
Y PROGRAMACION FINANCIERA



REVISADO POR:

EMMA L. TABORA  
OFICIAL CONTABLE I  
ANALISIS Y PROGRAMACION FINANCIERA

**SERVICIO DEUDA VENCIDA Y PENDIENTE DE PAGO**  
**AL 28 FEBRERO DEL 2022**

(Cifras en Lempiras)

INSTITUCION FINANCIERA	NUMERO PRESTAMO	PRINCIPAL	INTERESES	INTERESES MORATORIOS	COMISIONES	TOTAL
<b>DEUDA EXTERNA</b>						
<b>GENERACION</b>						
SUIZA						
SERV	CP V	-	-	-	-	-
SERV	CP VI	-	-	-	-	-
BNP	240982	5,717,417.20	3,796,207.17	-	-	9,513,624.38
<b>Total Deuda Externa</b>		<b>5,717,417.20</b>	<b>3,796,207.17</b>	<b>-</b>	<b>-</b>	<b>9,513,624.38</b>

INSTITUCION FINANCIERA	NUMERO PRESTAMO	PRINCIPAL	INTERESES	INTERESES MORATORIOS	COMISIONES	TOTAL
<b>DEUDA INTERNA</b>						
<b>ERP</b>						
<b>GENERACION</b>						
<b>Multilaterales</b>						
IDA	0116-HO	37,129,201.50	-	-	1,531,579.37	38,660,780.87
	0989-HO	213,119,550.00	-	-	24,775,147.69	237,894,697.69
	2417-HO	91,165,303.51	-	-	25,818,330.03	116,983,633.54
BID	572/SF-HO	776,560,279.46	97,528,787.83	-	-	874,089,067.29
<b>Sub-total Multilaterales</b>		<b>1,117,974,334.46</b>	<b>97,528,787.83</b>	<b>-</b>	<b>52,125,057.09</b>	<b>1,267,628,179.39</b>
<b>Club de paris</b>						
<b>Alemania</b>						
KFW	197965593	101,065,515.34	14,243,141.32	-	-	115,308,656.65
	199165713	9,409,850.54	2,099,573.45	-	-	11,509,423.99
	199165614 - CP I	1,136,696.39	38,836.94	-	-	1,175,533.33
	199365586 - CP II	399,594.12	81,095.80	-	-	480,689.92
	199665969 - CP III	184,287.17	56,342.21	-	-	240,629.38
	200065011 - CPIV - T1	558,123.70	1,034,361.86	-	-	1,592,485.57
	200065011 - CPIV - T2	461.01	854.39	-	-	1,315.40
	200065011 - CPIV - T3	332,111.97	3,786.19	-	-	335,898.15
	200065011 - CPIV - T4	52,486.40	598.35	-	-	53,084.76
		<b>113,139,126.64</b>	<b>17,558,590.52</b>	<b>-</b>	<b>-</b>	<b>130,697,717.16</b>
HERMES	HERMES I	13,097,561.18	908,825.18	-	-	14,006,386.36
	HERMES CP II	45,619,859.11	28,479,799.84	-	-	74,099,658.95
	HERMES CP III	4,958,578.98	3,717,020.57	-	-	8,675,599.55
	HERMES CP IV	70,644,195.80	88,323,174.30	-	-	158,967,370.10
	HERMES 1era. Capital. CP IV	1,190,263.45	1,488,131.43	-	-	2,678,394.88
	HERMES 2da. Capital. CP IV	5,168,492.64	569,826.36	-	-	5,738,319.00
	HERMES 3ra. Capital. CP IV	412,569.96	45,485.87	-	-	458,055.82
		<b>141,091,521.12</b>	<b>123,532,263.55</b>	<b>-</b>	<b>-</b>	<b>264,623,784.67</b>
FRANCIA						
COFACE	CP I	10,729,556.47	406,443.01	-	-	11,135,999.48
	CP II	90,955,720.81	31,870,760.97	-	-	122,826,481.78
	CP IV	69,707,260.92	56,205,498.52	-	-	125,912,759.44
	CP IV - CAPITALIZACIÓN	5,240,623.40	331,660.37	-	-	5,572,283.77
		<b>176,633,161.59</b>	<b>88,814,362.87</b>	<b>-</b>	<b>-</b>	<b>265,447,524.46</b>
ITALIA						
SACE	HOND 1 (CP I)	19,704,721.58	1,239,550.14	-	-	20,944,271.72
	HOND 2 (CP II)	162,718,071.30	12,395,877.99	-	-	175,113,949.29
	HOND 3 (CP III)	38,307,732.31	3,450,894.84	-	-	41,758,627.14
	HOND 4 (CP IV)	111,059,401.44	82,350,432.51	-	-	193,409,833.95
	HOND 4 (CP IV 1era. CAPITAL)	5,041,881.88	219,399.11	-	-	5,261,280.99
	HOND 4 (CP IV 2da. CAPITAL)	248,083.65	10,682.15	-	-	258,765.80
		<b>337,079,892.15</b>	<b>99,666,836.74</b>	<b>-</b>	<b>-</b>	<b>436,746,728.89</b>
JAPON						
EXIMBANK-JAPON	R1 - (CP I)	173,222,337.79	25,702,118.99	23,686,107.47	-	222,610,564.24
	R2 - (CP II)	182,706,908.15	37,617,684.08	4,551,385.06	-	224,875,977.29
	R2 - (CP II - CAPITAL)	11,775,658.08	-	288,977.90	-	12,064,635.98
	R3 - (CP III)	23,093,459.30	5,969,282.17	571,825.77	-	29,634,567.24
	R3 - (CP III - CAPITAL)	1,570,812.29	-	37,158.47	-	1,607,970.76
	R4 - (CP IV 2,005 MM)	120,124,360.10	151,295,710.01	907,330.56	-	272,327,400.67
	R4 - (CP IV 201 MM)	12,095,100.48	43,462,548.87	501,472.53	-	56,059,121.89
	R4 - (CP IV 2da FASE)	15,042,554.21	3,914,525.76	1,103,241.79	-	20,060,321.76
	R4 - (CP IV 3era FASE)	10,039,294.20	-	-	-	10,039,294.20
		<b>549,670,484.58</b>	<b>267,961,869.89</b>	<b>31,647,499.56</b>	<b>-</b>	<b>849,279,854.03</b>
JBIC	HO - P1	666,262,735.30	104,987,115.56	31,375,331.32	-	802,625,182.18
	HO - R1 (CP I)	148,420,896.02	26,112,973.64	5,446,062.96	-	179,979,932.62
	HO - R2 (CP II)	301,736,261.26	267,622,703.44	4,118,548.04	-	573,477,512.74
	HO - R3 (CP III)	29,343,700.77	39,859,139.60	521,738.51	-	69,724,578.88



**SERVICIO DEUDA VENCIDA Y PENDIENTE DE PAGO**  
**AL 28 FEBRERO DEL 2022**

(Cifras en Lempiras)

INSTITUCION FINANCIERA	NUMERO PRESTAMO	PRINCIPAL	INTERESES	INTERESES MORATORIOS	COMISIONES	TOTAL
SUIZA SERV	HO - R4 (CP IV)	55,058,826.68	319,411,766.17	4,694,970.01	-	379,165,562.86
		1,200,822,420.02	757,993,698.41	46,156,650.84	-	2,004,972,769.28
	SERV - CP II	52,471,400.24	1,762,131.87	-	-	54,233,532.11
	SERV - CP III	39,438,108.31	336,817.25	-	-	39,774,925.56
	SERV - CP IV	5,188,401.61	1,966,099.90	-	-	7,154,501.51
SERV - DIFERIMIENTO CP IV	153,446.19	3,975.98	-	-	157,422.17	
		97,251,356.35	4,069,025.00	-	-	101,320,381.35
Club de paris ESTADOS UNIDOS EXIMBANK-USA	R - 190 Q (CP II)	855,592.20	417,100.78	-	-	1,272,692.97
	R-244-Q (CP IV)	4,213,781.42	5,726,682.43	-	-	9,940,463.86
	R-244-R (CP IV CAPITALIZACIÓN)	387,650.74	45,844.97	-	-	433,495.71
		5,457,024.36	6,189,628.18	-	-	11,646,652.54
<b>Sub total - Club de Paris</b>		<b>2,621,144,986.83</b>	<b>1,365,786,275.15</b>	<b>77,804,150.40</b>	<b>-</b>	<b>4,064,735,412.38</b>
<b>Total Generacion - ERP</b>		<b>3,739,119,321.29</b>	<b>1,463,315,052.99</b>	<b>77,804,150.40</b>	<b>52,125,057.09</b>	<b>5,332,363,591.77</b>
<b>DISTRIBUCION</b>						
<u>Multilaterales</u>						
BID	936/SF-HO	170,555,679.43	69,889,125.10	-	-	240,444,804.53
<u>Bilaterales</u>						
FIV	Arreglo de Pagos N° I (REORG. DEUDA)	5,632,503.97	337,950.22	3,664,751.15	-	9,635,205.34
<b>Total Distribucion - ERP</b>		<b>176,188,183.40</b>	<b>70,227,075.32</b>	<b>3,664,751.15</b>	<b>-</b>	<b>250,080,009.87</b>
<b>TRANSMISION</b>						
<u>Multilaterales</u>						
IDA	0201-HO	57,231,123.96	-	-	2,790,017.43	60,021,141.39
<u>Club de paris</u>						
Alemania KFW	199165614 - CP I	1,136,696.39	38,836.94	-	-	1,175,533.33
	199365586 - CP II	399,594.12	81,095.80	-	-	480,689.92
	199665969 - CP III	184,287.17	56,342.21	-	-	240,629.38
	200065011 - CP IV - T1	1,525,437.93	2,827,070.11	-	-	4,352,508.05
	200065011 - CP IV - T2	3,380.73	6,265.55	-	-	9,646.28
	200065011 - CP IV - T4	141,908.03	1,617.80	-	-	143,525.83
		3,391,304.38	3,011,228.41	-	-	6,402,532.79
ESPAÑA ICO	01039001.0 (150688)	16,976,657.62	455,459.50	-	-	17,432,117.13
	REPROGRAMACION 01039014.0	8,761,513.46	-	-	-	8,761,513.46
	01039014.0	77,299,351.48	10,200,754.27	-	-	87,500,105.74
	11039001.0 (CP I)	4,376,724.56	216,571.89	-	-	4,593,296.44
	11039002.0 (CP II)	87,276,791.03	26,952,007.68	-	-	114,228,798.71
	11039003.0 (CP III)	33,026,328.47	17,029,567.56	-	-	50,055,896.03
	11039004.1 (CP V)	288,284.12	7,055,022.34	-	-	7,343,306.45
	228,005,650.73	61,909,383.23	-	-	289,915,033.96	
CESCE	CP I	4,043,306.29	112,301.29	-	-	4,155,607.58
	CP II	28,571,805.78	8,737,951.80	-	-	37,309,757.58
	CP III	17,300,724.28	151,372.60	-	-	17,452,096.88
	CP IV	908,005.08	44,530.85	-	-	952,535.93
	CP IV - DIFERIMIENTO III FASE	8,833,106.47	901,573.33	-	-	9,734,679.80
	CP IV - REORG. DEUDA BBV,BEX	87,642,113.92	4,901,710.81	-	-	92,543,824.73
	CP IV - REORGANIZACIÓN DEUDA	11,211,200.33	1,825,422.15	-	-	13,036,622.48
	CP V - DIFER. DEUDA POST CUT	54,929,040.20	4,572,651.87	-	-	59,501,692.07
	CP VI - RESTRUCT. DEUDA	111,981,912.72	15,318,833.83	-	-	127,300,746.55
		325,421,215.06	36,566,348.53	-	-	361,987,563.59
<b>Sub total - Club de Paris</b>		<b>556,818,170.17</b>	<b>101,486,960.18</b>	<b>-</b>	<b>-</b>	<b>658,305,130.34</b>
<u>Bilaterales</u>						
FIV	Arreglo de Pagos N° I (REORG. DEUDA)	5,037,137.95	302,228.26	3,277,380.22	-	8,616,746.43
	Arreglo de Pagos N° II (DÓLAR DEUDA)	2,641,091.77	132,318.61	1,783,716.31	-	4,557,126.70
<b>Sub total - Bilaterales</b>		<b>7,678,229.73</b>	<b>434,546.87</b>	<b>5,061,096.53</b>	<b>-</b>	<b>13,173,873.13</b>
<b>Total Transmision - ERP</b>		<b>621,727,523.85</b>	<b>101,921,507.04</b>	<b>5,061,096.53</b>	<b>2,790,017.43</b>	<b>731,500,144.86</b>



Empresa Nacional  
de Energía Eléctrica

Gerencia de Finanzas Corporativa  
Departamento de Análisis y Programación Financiera



SERVICIO DEUDA VENCIDA Y PENDIENTE DE PAGO  
AL 28 FEBRERO DEL 2022

(Cifras en Lempiras)

INSTITUCION FINANCIERA	NUMERO PRESTAMO	PRINCIPAL	INTERESES	INTERESES MORATORIOS	COMISIONES	TOTAL
<b>Total Deuda Interna - ERP</b>		<b>4,537,035,028.54</b>	<b>1,635,463,645.35</b>	<b>86,529,998.09</b>	<b>54,915,074.52</b>	<b>6,313,943,746.50</b>
<b>Deuda Interna Gobierno Central</b>						
<b>GENERACION</b>						
<b>CTA. JICA - CONV. SUBSIDIARIO</b>	HO-P6	-	-	-	6,665,714.20	6,665,714.20
<b>Total - Generacion Gobierno Central</b>		<b>-</b>	<b>-</b>	<b>-</b>	<b>6,665,714.20</b>	<b>6,665,714.20</b>
<b>DISTRIBUCION</b>						
<b>Banco Central de Honduras</b>						
<b>Bono Soberano 2017</b>	Prestamo Bono Soberano	-	535,860,937.50	-	161,722.22	536,022,659.72
<b>Bono Soberano 2020</b>	Prestamo Bono Soberano	-	826,756,875.00	-	146,979.00	826,903,854.00
<b>SEFIN - EXIMBANK CHINA</b>	6021583003	-	62,349,140.30	-	-	62,349,140.30
<b>CTA. BID - CONV. SUBSIDIARIO</b>	1584/SF-HO	79,997,414.21	42,409,195.55	-	-	122,406,609.76
<b>Total Distribucion</b>		<b>79,997,414.21</b>	<b>1,467,376,148.35</b>	<b>-</b>	<b>308,701.22</b>	<b>1,547,682,263.78</b>
<b>TRANSMISION</b>						
<b>CUENTA FDO. DE CONTRAVALOR HONDURAS - ESPAÑA</b>						
<b>ICO</b>	01039004.0 (030491)	135,906,802.05	11,885,710.67	-	-	147,792,512.73
	11039004.2 (CP V - Consol. Diferida)	77,118,083.60	5,373,630.94	-	-	82,491,714.54
	11039005.0 (CP VI)	2,643,227.67	165,407.29	-	-	2,808,634.96
	01039014.0	11,042,764.50	3,767,423.29	-	-	14,810,187.79
		<b>226,710,877.82</b>	<b>21,192,172.20</b>	<b>-</b>	<b>-</b>	<b>247,903,050.02</b>
<b>CTA. BID - CONV. SUBSIDIARIO</b>	2016/BLHO	135,410,920.06	83,602,676.18	-	-	219,013,596.24
	3103/BL-HO	32,766,109.80	70,780,321.87	-	1,736,326.18	105,282,757.85
	3435/BL-HO	13,696,062.72	33,522,894.24	-	5,988,731.86	53,207,688.82
	4598/BL-HO	-	2,899,099.78	-	9,976,519.30	12,875,619.08
	4599/SX-HO	-	-	-	11,039.10	11,039.10
		<b>181,873,092.58</b>	<b>190,804,992.07</b>	<b>-</b>	<b>17,712,616.45</b>	<b>390,390,701.10</b>
<b>Total - Transmisión Gobierno Central</b>		<b>408,583,970.40</b>	<b>211,997,164.27</b>	<b>-</b>	<b>17,712,616.45</b>	<b>638,293,751.12</b>
<b>HOLDING</b>						
<b>CTA. IDA - CONV. SUBSIDIARIO</b>	4536-HN	183,723,750.00	-	-	28,132,699.22	211,856,449.22
<b>Total - Otros Gobierno Central</b>		<b>183,723,750.00</b>	<b>-</b>	<b>-</b>	<b>28,132,699.22</b>	<b>211,856,449.22</b>
<b>Total Deuda Interna Gobierno Central</b>		<b>672,305,134.61</b>	<b>1,679,373,312.62</b>	<b>-</b>	<b>52,819,731.09</b>	<b>2,404,498,178.31</b>
<b>Total General Deuda Interna</b>		<b>5,209,340,163.14</b>	<b>3,314,836,957.97</b>	<b>86,529,998.09</b>	<b>107,734,805.61</b>	<b>8,718,441,924.81</b>
<b>TOTAL DEUDA EXTERNA E INTERNA</b>		<b>5,215,057,580.35</b>	<b>3,318,633,165.14</b>	<b>86,529,998.09</b>	<b>107,734,805.61</b>	<b>8,727,955,549.19</b>

FILE: INFORMES MENSUALE FEBRERO/2022

ELT/





Empresa Nacional  
de Energía Eléctrica

Gerencia de Finanzas Corporativa  
Departamento de Análisis y Programación Financiera



RESUMEN SERVICIO DEUDA VENCIDA PENDIENTE DE PAGO  
AL 28 FEBRERO DEL 2022

(Cifras en Lempiras)

CONCEPTO	PRINCIPAL	INTERESES	INTERESES MORATORIOS	COMISIONES	TOTAL
<b>PRESTAMOS DEUDA EXTERNA E INTERNA</b>					
GENERACION	3,744,836,738.49	1,467,111,270.16	77,804,150.40	58,790,771.29	5,348,542,930.35
DISTRIBUCION	256,185,597.61	1,537,603,223.67	3,664,751.15	308,701.22	1,797,762,273.65
TRANSMISION	1,030,311,494.25	313,918,671.31	5,061,096.53	20,502,633.88	1,369,793,895.98
HOLDING	183,723,750.00	-	-	28,132,699.22	211,856,449.22
	<b>5,215,057,580.35</b>	<b>3,318,633,165.14</b>	<b>86,529,998.09</b>	<b>107,734,805.61</b>	<b>8,727,955,549.19</b>
<b>TOTAL DEUDA EXTERNA E INTERNA</b>	<b>5,215,057,580.35</b>	<b>3,318,633,165.14</b>	<b>86,529,998.09</b>	<b>107,734,805.61</b>	<b>8,727,955,549.19</b>

ELABORADO POR:

HAROLD SHAMIR RIVERA  
AUXILIAR CONTABLE  
CONTABILIDAD

AUTORIZADO POR:

ANA LOURDES AGUILAR  
JEFE DEPARTAMENTO DE ANALISIS  
Y PROGRAMACION FINANCIERA



REVISADO POR:

EMMA L. TABORA  
OFICIAL CONTABLE I  
ANALISIS Y PROGRAMACION FINANCIERA



Empresa Nacional  
de Energía Eléctrica  
Gerencia de Finanzas Corporativa  
Departamento de Análisis y Programación Financiera



MOVIMIENTO DEL SERVICIO DE LA DEUDA EXTERNA  
AL 28 DE FEBRERO DE 2022

INSTITUCION FINANCIERA	REFERENCIA DE PRESTAMO	MDA	31.01.2022	DESEMBOLSOS	SERVICIO DE LA DEUDA PAGADA				SALDO AL 28.02.2022
	REFERENCIA DE PRESTAMO	MONEDA		DESEMBOLSO	PRINCIPAL	INTERESES	COMISION	TOTAL	
<b>GENERACION</b>									
<b>BCA. COMERC. EXTERNA</b>									
B.N.P.	240982	USD	233,397.34					-	233,397.34
INDUSTRIAL AND COMMERCIAL BANK OF CHINA	LINEA DE CREDITO USD 297,719,934.10	USD	199,131,188.69	-				-	199,131,188.69
<b>CLUB DE PARIS</b>									
SUIZA SERV	CP V	CHF	105,197.42		-	-	-	-	105,197.42
SERV	CP VI	CHF	1,598,829.11		-	-	-	-	1,598,829.11

FILE: REVALUACION MENSUAL 2022-FEBRERO

IG/ELT





Empresa Nacional  
de Energía Eléctrica  
Gerencia de Finanzas Corporativa  
Departamento de Análisis y Programación Financiera



MOVIMIENTO DEL SERVICIO DE LA DEUDA EXTERNA  
AL 28 DE FEBRERO DE 2022

INSTITUCION FINANCIERA	REFERENCIA DE PRESTAMO	MDA MONEDA	31.01.2022	DESEMBOLSOS	SERVICIO DE LA DEUDA PAGADA				SALDO AL 28.02.2022 SIN REVALUACION	REVALUACION	SALDO AL 28.02.2022 REVALUADO
					PRINCIPAL	INTERESES	COMISION	TOTAL			
<b>GENERACION</b>											
BCA. COMERC. EXTERNA											
B.N.P.	240982	USD	233,397.34				-	233,397.34	-	233,397.34	
INDUSTRIAL AND COMMERCIAL BANK OF CHINA	LINEA DE CREDITO USD 297,719,934.10	USD	199,131,188.69	-	-	-	-	199,131,188.69	-	199,131,188.69	
CLUB DE PARIS SUIZA SERV	CP V	USD	113,115.51		-	-	-	113,115.51	268.22	113,383.72	
SERV	CP VI	USD	1,719,171.09		-	-	-	1,719,171.09	4,076.50	1,723,247.59	
<b>TOTAL DEUDA EXTERNA</b>			<b>201,196,872.62</b>	<b>-</b>	<b>-</b>	<b>-</b>	<b>-</b>	<b>201,196,872.62</b>	<b>4,344.72</b>	<b>201,201,217.34</b>	

FILE: REVALUACION MENSUAL 2022-FEBRERO  
LG/ELT

**MOVIMIENTO DEL SERVICIO DE LA DEUDA EXTERNA**  
**AL 28 DE FEBRERO DE 2022**

INSTITUCION FINANCIERA	REFERENCIA DE PRESTAMO	MDA	31.01.2022	DESEMBOLSOS	SERVICIO DE LA DEUDA PAGADA				SALDO AL 28.02.2022 SIN REVALUACION	REVALUACION	SALDO AL 28.02.2022 REVALUADO
					PRINCIPAL	INTERESES	COMISION	TOTAL			
<b>GENERACION</b>											
BCA. COMERC. EXTERNA											
B.N.P.	240982	LPS	5,713,356.83					-	5,713,356.83	4,061.11	5,717,417.94
INDUSTRIAL AND COMMERCIAL BANK OF CHINA	LINEA DE CREDITO USD 297,719,934.10	LPS	4,874,552,281.06	-	-	-	-	-	4,874,552,281.06	3,464,882.68	4,878,017,163.74
CLUB DE PARIS SUIZA SERV	CP V	LPS	2,768,965.77		-	-	-	-	2,768,965.77	8,538.65	2,777,504.42
SERV	CP VI	LPS	42,083,760.93		-	-	-	-	42,083,760.93	129,773.55	42,213,534.48
<b>TOTAL DEUDA EXTERNA</b>			<b>4,925,118,364.59</b>	-	-	-	-	-	<b>4,925,118,364.59</b>	<b>3,607,256.00</b>	<b>4,928,725,620.58</b>

FILE: REVALUACION MENSUAL 2022-FEBRERO

LG/ELT



**RESUMEN MOVIMIENTO DEL SERVICIO DE LA DEUDA EXTERNA**  
**AL 28 DE FEBRERO DE 2022**

INSTITUCION FINANCIERA	MDA	31.01.2022	DESEMBOLSOS	SERVICIO DE LA DEUDA PAGADA				SALDO AL 28.02.2022 SIN REVALUACION	REVALUACION	SALDO AL 28.02.2022 REVALUADO
				PRINCIPAL	INTERESES	COMISION	TOTAL			
GENERACION	LPS	4,925,118,364.59	-	-	-	-	-	4,925,118,364.59	3,607,256.00	4,928,725,620.58
<b>TOTAL DEUDA EXTERNA</b>		4,925,118,364.59	-	-	-	-	-	4,925,118,364.59	3,607,256.00	4,928,725,620.58

FILE: REVALUACION MENSUAL 2022-FEBRERO

ELABORADO POR:




HAROLD SHAMIR RIVERA  
 AUXILIAR CONTABLE  
 CONTABILIDAD

AUTORIZADO POR:



ANA LOURDES AGUILAR  
 JEFE DEPARTAMENTO DE ANALISIS  
 Y PROGRAMACION FINANCIERA

REVISADO POR:



EMMA L. TABORA  
 OFICIAL CONTABLE I  
 ANALISIS Y PROGRAMACION FINANCIERA

MOVIMIENTO SERVICIO DEUDA INTERNA FEBRERO DEL 2022

(CIFRAS EN LEMPIRAS)

INSTITUCION FINANCIERA	REFERENCIA PRÉSTAMO	TASA DE INTERES	31.01.2021	DESEMBOLSOS	SERVICIO DEUDA PAGADO				28.02.2022	REVALUACION	28.02.2022
					PRINCIPAL	INTERESES	COMISION	TOTAL	SIN REVALUACION		REVALUADO
<b>DEUDA INTERNA</b>											
<b>GENERACION</b>											
BCO.CENTRAL DE HONDURAS											
FONDO - ERP	CLUB DE PARIS MULTILATERALES	VARIABLE VARIABLE	4,364,434,309.31 1,432,737,871.12	-	-	-	-	-	4,364,434,309.31 1,432,737,871.12	3,102,285.50 1,018,405.05	4,367,536,594.81 1,433,756,276.16
CONV. SUBSIDIARIO - JICA	HO-P6	0.3% 0.01%	73,624,889.82 -	-	-	-	-	-	73,624,889.82	186,629.12	73,811,518.94
<b>TOTAL GENERACION</b>			<b>5,870,797,070.25</b>	<b>-</b>	<b>-</b>	<b>-</b>	<b>-</b>	<b>-</b>	<b>5,870,797,070.25</b>	<b>4,307,319.67</b>	<b>5,875,104,389.92</b>
<b>DISTRIBUCION</b>											
GOBIERNO CENTRAL											
FONDO - ERP											
	MULTILATERALES		323,014,510.88						323,014,510.88	229,602.09	323,244,112.97
	BILATERALES		5,628,502.83						5,628,502.83	4,000.80	5,632,503.63
GOBIERNO CENTRAL											
Gobierno Central											
	Ptamo Temporal		4,553,496,299.16						4,553,496,299.16	-	4,553,496,299.16
	Bono Soberano		12,393,547,275.18	-	-	-	-	-	12,393,547,275.18	8,809,462.87	12,402,356,738.05
	Bono Soberano 2020		14,649,763,504.69	-	-	-	-	-	14,649,763,504.69	10,413,204.94	14,660,176,709.63
	Sefin-Eximbank China		1,808,771,522.92	-	-	-	-	-	1,808,771,522.92	1,285,693.69	1,810,057,216.62
EEH											
EEH	Reembolso de Inversiones 2° Año	7.2%	329,690,148.75	-	-	-	-	-	329,690,148.75	9,544,739.55	339,234,888.30
Banca Privada											
Banco Ficohsa											
	Sindicado I	10.00%	42,126.67	-	-	-	-	-	42,126.67	-	42,126.67
	Sindicado II	10.00%	1,960,000,000.00	-	-	-	-	-	1,960,000,000.00	-	1,960,000,000.00
Bonos RBCP - 2016	ISIN HNENEE 000835	6.0%	1,215,330,000.00	-	-	-	506,387.50	506,387.50	1,215,330,000.00	-	1,215,330,000.00



**MOVIMIENTO SERVICIO DEUDA INTERNA FEBRERO DEL 2022**

(CIFRAS EN LEMPIRAS)

INSTITUCION FINANCIERA	REFERENCIA PRÉSTAMO	TASA DE INTERÉS	31.01.2021	DESEMBOLSOS	SERVICIO DEUDA PAGADO				28.02.2022	REVALUACION	28.02.2022
					PRINCIPAL	INTERESES	COMISION	TOTAL	SIN REVALUACION		REVALUADO
Bonos VGE 2019	ISIN HENEE000124		703,756,000.00	-		-	293,231.67	293,231.67	703,756,000.00	-	703,756,000.00
	ISIN HENEE000181		1,070,000,000.00	-		-	445,833.33	445,833.33	1,070,000,000.00	-	1,070,000,000.00
	ISIN HENEE000249		983,412,000.00	-		-	409,755.00	409,755.00	983,412,000.00	-	983,412,000.00
	ISIN HENEE000348		7,500,000.00	-		-	3,125.00	3,125.00	7,500,000.00	-	7,500,000.00
	ISIN HENEE000405		161,356,000.00	-		-	67,231.67	67,231.67	161,356,000.00	-	161,356,000.00
	ISIN HENEE000587		612,122,000.00	-		-	255,050.83	255,050.83	612,122,000.00	-	612,122,000.00
	ISIN HENEE000488		1,796,602,000.00	-		-	748,584.17	748,584.17	1,796,602,000.00	-	1,796,602,000.00
Bonos VGE 2020	ISIN HENEE00064-5		1,014,000,000.00	-		-	422,500.00	422,500.00	1,014,000,000.00	-	1,014,000,000.00
	ISIN HENEE00066-0		1,651,000,000.00	-		-	687,916.67	687,916.67	1,651,000,000.00	-	1,651,000,000.00
	ISIN HENEE00072-8		758,300,000.00	-		-	315,958.33	315,958.33	758,300,000.00	-	758,300,000.00
	ISIN HENEE00076-9		621,000,000.00	-		-	258,750.00	258,750.00	621,000,000.00	-	621,000,000.00
	ISIN HENEE00084-3		164,000,000.00	-		-	68,333.33	68,333.33	164,000,000.00	-	164,000,000.00
Bonos VGE 2021	ISIN HENEE00098-3		1,413,141,000.00	-	-	-	588,808.75	588,808.75	1,413,141,000.00	-	1,413,141,000.00
	ISIN HENEE00099-1		565,000,000.00	-	-	-	235,416.67	235,416.67	565,000,000.00	-	565,000,000.00
	ISIN HENEE00077-7		300,000,000.00	-	-	-	125,000.00	125,000.00	300,000,000.00	-	300,000,000.00
	ISIN HENEE00085-0		150,000,000.00	-	-	-	62,500.00	62,500.00	150,000,000.00	-	150,000,000.00
	ISIN HENEE00096-7		150,000,000.00	-	-	-	62,500.00	62,500.00	150,000,000.00	-	150,000,000.00
BID - CONV. SUBSIDIARIO	1584/SF-HO	1 y 2%	362,807,300.83	-	-	-	-	362,807,300.83	257,887.22	363,065,188.05	
TESORERIA GENERAL DE LA REPUBLICA	CUT - LPS		2,285,311.67	(62,500.00)	-	-	-	2,222,811.67	-	2,222,811.67	
	CUT - USD		23,044,624.74	-	-	-	-	23,044,624.74	16,380.36	23,061,005.10	
<b>TOTAL DISTRIBUCION</b>			<b>49,748,610,128.32</b>	<b>(62,500.00)</b>	-	-	<b>5,556,882.92</b>	<b>5,556,882.92</b>	<b>49,748,547,628.32</b>	<b>30,560,971.52</b>	<b>49,779,108,599.84</b>



Empresa Nacional  
de Energía Eléctrica

Gerencia de Finanzas Corporativa  
Departamento de Análisis y Programación Financiera



HONDURAS  
GOBIERNO DE LA REPUBLICA

MOVIMIENTO SERVICIO DEUDA INTERNA FEBRERO DEL 2022

(CIFRAS EN LEMPIRAS)

INSTITUCION FINANCIERA	REFERENCIA PRÉSTAMO	TASA DE INTERES	31.01.2021	DESEMBOLSOS	SERVICIO DEUDA PAGADO				28.02.2022	REVALUACION	28.02.2022
					PRINCIPAL	INTERESES	COMISION	TOTAL	SIN REVALUACION		REVALUADO
<b>TRANSMISION</b>											
BCO.CENTRAL DE HONDURAS											
GOBIERNO CENTRAL FONDO - ERP	CLUB DE PARIS MULTILATERALES BILATERALES	VARIABLE	631,398,340.84								
		VARIABLE	57,190,473.84						631,398,340.84	448,804.54	631,847,145.38
		VARIABLE	148,847,120.56						57,190,473.84	40,651.59	57,231,125.43
								148,847,120.56	105,802.09	148,952,922.65	
BID - CONV. SUBSIDIARIO	2016/BL-HO	VARIABLE	478,805,987.58								
		0.25%	209,663,491.50						478,805,987.58	340,340.30	479,146,327.88
								209,663,491.50	149,031.00	209,812,522.50	
BID - CONV. SUBSIDIARIO	3103/BL-HO	VARIABLE	392,914,034.10								
		0.25%	168,391,728.90						392,914,034.10	279,287.40	393,193,321.50
								168,391,728.90	119,694.60	168,511,423.50	
BID - CONV. SUBSIDIARIO	3435/BL-HO	VARIABLE	350,535,032.85	(12,732,496.81)							
		0.25%	212,484,267.15	12,732,496.81					337,802,536.04	249,163.96	338,051,700.00
								225,216,763.96	151,036.04	225,367,800.00	
BID - CONV. SUBSIDIARIO	4598/BL-HO	VARIABLE	1,133,720,141.58								
		0.25%	153,953,955.72						1,133,720,141.58	805,860.12	1,134,526,001.70
								153,953,955.72	109,432.08	154,063,387.80	
BID - CONV. SUBSIDIARIO	4599/SX-HO	VARIABLE	41,614,470.00								
		0.25%	-					41,614,470.00	29,580.00	41,644,050.00	
CUENTA - FDO. CONTRAVALOR HONDURAS-ESPAÑA	CONV. CONVERSIÓN ICO		247,726,963.11								
								247,726,963.11	176,086.91	247,903,050.02	
<b>TOTAL TRANSMISION</b>			<b>4,227,246,007.73</b>					<b>4,227,246,007.73</b>	<b>3,004,770.62</b>	<b>4,230,250,778.35</b>	
<b>HOLDING</b>											
GOBIERNO CENTRAL											





Empresa Nacional  
de Energía Eléctrica

Gerencia de Finanzas Corporativa  
Departamento de Análisis y Programación Financiera



HONDURAS  
GOBIERNO DE LA REPUBLICA

MOVIMIENTO SERVICIO DEUDA INTERNA FEBRERO DEL 2022

(CIFRAS EN LEMPIRAS)


INSTITUCION FINANCIERA	REFERENCIA PRÉSTAMO	TASA DE INTERES	31.01.2021	DESEMBOLSOS	SERVICIO DEUDA PAGADO				28.02.2022	REVALUACION	28.02.2022
					PRINCIPAL	INTERESES	COMISION	TOTAL	SIN REVALUACION		REVALUADO
IDA- CONV. SUBSIDIARIO	4536-HN	0.75%	611,977,500.00			-	-	-	611,977,500.00	435,000.00	612,412,500.00
TOTAL HOLDING			611,977,500.00	-	-	-	-	-	611,977,500.00	435,000.00	612,412,500.00
TOTAL			60,458,630,706.30	(62,500.00)	-	-	5,556,882.92	5,556,882.92	60,458,568,206.30	38,308,061.81	60,496,876,268.11

**RESUMEN MOVIMIENTO SERVICIO DEUDA INTERNA FEBRERO DEL 2022**

(CIFRAS EN LEMPIRAS)

INSTITUCION FINANCIERA	REFERENCIA PRÉSTAMO	TASA DE INTERES	31.01.2021	DESEMBOLSOS	SERVICIO DEUDA PAGADO				28.02.2022	REVALUACION	28.02.2022
					PRINCIPAL	INTERESES	COMISION	TOTAL	SIN REVALUACION	REVALUADO	
<b>DEUDA INTERNA</b>											
GENERACION			5,870,797,070.25	-	-	-	-	-	5,870,797,070.25	4,307,319.67	5,875,104,389.92
DISTRIBUCION			49,748,610,128.32	(62,500.00)	-	-	5,556,882.92	5,556,882.92	49,748,547,628.32	30,560,971.52	49,779,108,599.84
TRANSMISION			4,227,246,007.73	-	-	-	-	-	4,227,246,007.73	3,004,770.62	4,230,250,778.35
HOLDING			611,977,500.00	-	-	-	-	-	611,977,500.00	435,000.00	612,412,500.00
<b>GRAN TOTAL</b>			<b>60,458,630,706.30</b>	<b>(62,500.00)</b>	<b>-</b>	<b>-</b>	<b>5,556,882.92</b>	<b>5,556,882.92</b>	<b>60,458,568,206.30</b>	<b>38,308,061.81</b>	<b>60,496,876,268.11</b>

ELABORADO POR:




HAROLD SHAMIR RIVERA  
AUXILIAR CONTABLE  
CONTABILIDAD

AUTORIZADO POR:




ANA LOURDES AGUILAR  
JEFE DEPARTAMENTO DE ANALISIS  
Y PROGRAMACION FINANCIERA

REVISADO POR:



EMMA L. TABORA  
OFICIAL CONTABLE I  
ANALISIS Y PROGRAMACION FINANCIERA