

BANHPROVI SEGUNDO PISO
BALANCE GENERAL
FI-BCH
Al 28 DE FEBRERO DEL 2022
MAYOR GENERAL

| ACTIVOS | |
|---|--------------------------|
| ACTIVO | 21,968,751,170.87 |
| DISPONIBILIDADES | 4,000,091,430.15 |
| DEPOSITOS EN BANCO CENTRAL DE HONDURAS | 4,000,091,430.15 |
| DEPOSITOS ESPECIALES | 4,000,091,430.15 |
| Depositos Especiales | 4,000,091,430.15 |
| PRESTAMOS DESCUENTOS Y NEGOCIACIONES | 17,967,163,122.87 |
| PRESTAMO VIGENTES | 18,556,741,855.45 |
| BANCOS | 16,792,528,714.23 |
| PLAZO MAYOR DE TREINTA DÍAS | 16,792,528,714.23 |
| SOCIEDADES FINANCIERAS | 898,528,987.25 |
| PLAZO MAYOR DE TREINTA DÍAS | 898,528,987.25 |
| OTRAS | 865,684,153.97 |
| (INGRESOS POR INTERESES CAPITALIZADOS A PRESTAMO (COMERCIALES)) | -7,978,479.37 |
| INTERESES CAPITALIZADOS ALIVIOS COVID-19 | -2,147,366.43 |
| CONSUMO | -146,691.89 |
| INTERESES CAPITALIZADOS CONSUMO COVID-19 (VIVIENDA) | -5,684,421.05 |
| INTERESES CAPITALIZADOS VIVIENDA COVID-19 | -5,684,421.05 |
| RENDIMIENTO FINANCIEROS POR COBRAR DE PRESTAMO | 9,986,082.28 |
| INTERESES POR COBRAR | 9,986,082.28 |
| ESTIMACION POR DETERIORO ACUMULADO DE PRESTAM | -591,586,335.49 |
| PRESTAMOS VIGENTES | -311,411,735.87 |
| PRESTAMOS FIDUCIARIOS | -167,589,481.58 |
| PRESTAMOS FIDUCIARIOS | -167,589,481.58 |
| PRESTAMOS PRENDARIOS | 17,141,458.07 |
| SOBRE PRESTAMOS PRENDARIOS | 17,141,458.07 |
| PRESTAMOS HIPOTECARIOS | -160,963,712.36 |
| PRESTAMOS PARA VIVIENDA | -160,963,712.36 |
| PRESTAMOS VENCIDOS | -1,966,901.49 |
| PRESTAMOS HIPOTECARIOS | -1,966,901.49 |
| PRESTAMOS PARA VIVIENDA | -1,966,901.49 |
| CARTERA INDIRECTA | -278,207,698.13 |
| CARTERA INDIRECTA-OTROS | -278,207,698.13 |
| CUENTAS POR COBRAR | 1,496,617.85 |
| CUENTAS Y COMISIONES POR COBRAR | 61,301,091.74 |
| CUENTAS POR COBRAR | 59,660,280.71 |
| DEUDORES VARIOS | 59,660,280.71 |
| CUENTAS VARIAS | 59,660,280.71 |
| COMISIONES POR COBRAR | 1,640,811.03 |
| OTRAS COMISIONES POR COBRAR | 1,640,811.03 |
| (ESTIMACIÓN POR DETERIORO ACUMULADO DE CUENTAS (CUENTAS Y COMISIONES POR COBRAR)) | -59,804,473.89 |
| (DEUDORES VARIOS) | -59,804,473.89 |
| TOTAL DE ACTIVOS | 21,968,751,170.87 |

| PASIVOS Y CAPITAL | |
|---|----------------------|
| PASIVOS | |
| PASIVO | 23,327,993.25 |
| OBLIGACIONES FINANCIERAS | 637,663.48 |
| COSTO FINANCIERO POR PAGAR SOBRE OBLIGACIONES FINANCIERAS | 637,663.48 |
| COMISIONES POR PAGAR | 637,663.48 |
| PRESTAMOS DE INSTITUCIONES FINANCIERAS NACIONALES | 637,663.48 |
| OTROS CREDITOS Y OBLIGACIONES BANCARIAS | 637,663.48 |
| CUENTAS POR PAGAR | 95,825.07 |
| OBLIGACIONES POR ADMINISTRACION | 95,825.07 |
| CUENTAS POR LIQUIDAR POR CONTRATOS DE ADMINISTRACION | 95,825.07 |
| CUENTA TRANSITORIA | 95,825.07 |
| OTRAS CUENTAS POR LIQUIDAR - BANRURAL | 95,825.07 |
| ACREEDORES VARIOS | 14,697,758.93 |
| ACREEDORES VARIOS | 14,697,758.93 |
| CUENTAS VARIAS | 14,697,758.93 |
| OTROS PASIVOS | 7,896,745.77 |
| OTROS PASIVOS | 7,896,745.77 |
| CONFIANZA SA-FGR POR PAGAR | 7,896,745.77 |
| TOTAL PASIVOS | 23,327,993.25 |

| CAPITAL Y RESERVAS DE CAPITAL | |
|--|--------------------------|
| PATRIMONIO | 21,827,186,446.63 |
| CAPITAL SOCIAL | 13,900,000,000.00 |
| CAPITAL ASIGNADO | 13,900,000,000.00 |
| CAPITAL ASIGNADO | 13,900,000,000.00 |
| Capital Asignado | 13,900,000,000.00 |
| RESERVAS, RESULTADOS Y OTROS | 7,929,416,295.34 |
| RESULTADOS DE EJERCICIOS ANTERIORES | 7,929,416,295.34 |
| UTILIDADES DE AÑOS ANTERIORES | 7,929,416,295.34 |
| UTILIDADES DE AÑOS ANTERIORES | 7,929,416,295.34 |
| PATRIMONIO RESTRINGIDO NO DISTRIBUIBLE | -2,229,848.71 |
| AJUSTES POR ADOPCIÓN POR PRIMERA VEZ DE LAS NIIF | -2,229,848.71 |
| Ajustes Por Adopción por Primera Vez de las NIIF- Cuenta Acreedora | 51,646.35 |
| (Ajustes Por Adopción por Primera Vez de las NIIF- Cuenta Deudora) | -2,281,495.06 |
| RESULTADO DEL EJERCICIO | 118,236,730.99 |
| TOTAL PASIVOS Y CAPITAL | 21,968,751,170.87 |

| PASIVOS CONTINGENTES | |
|--|-------------------|
| ACTIVOS Y PASIVOS CONTINGENTES | 0.00 |
| ACTIVOS CONTINGENTES | -9,505,294,534.25 |
| CREDITOS POR UTILIZAR | -8,392,610,993.88 |
| MÁRGENES POR UTILIZAR EN LÍNEAS DE CRÉDITO | -8,392,610,993.88 |
| LÍNEA DE CRÉDITO AGROPECUARIO | -6,877,208,891.57 |

BANHPROVI SEGUNDO PISO
BALANCE GENERAL
FI-BCH
Al 28 DE FEBRERO DEL 2022
MAYOR GENERAL


| | |
|--------------------------------------|--|
| ACTIVOS CONTINGENTES | |
| TOTAL DE ACTIVOS CONTINGENTES | |

| CUENTAS DE ORDEN | |
|--|--------------------------|
| CUENTAS DE ORDEN Y REGISTRO | 37,833,804,893.12 |
| GARANTIA DE CREDITOS CONCEDIDOS | 36,499,215,519.96 |
| VALORACION DE GARANTIAS | 36,499,215,519.96 |
| PROPIEDADES URBANAS | 25,866,535,235.28 |
| CASAS | 25,866,535,235.28 |
| Con Garantias Cedidas e Inscritas | 20,034,105,528.58 |
| Garantias en Custodia | 2,506,974,085.08 |
| Cesion Bienes Inmuebles | 499,554,382.68 |
| Garantias Cedidas No Inscritas | 2,825,901,238.94 |
| DEPÓSITOS EN INSTITUCIONES DEL SISTEMA FINANCIER | 30,000,000.00 |
| GARANTIAS EMITIDAS POR LA SAFGR | 2,711,444,178.05 |
| OTROS BIENES | 7,891,236,106.63 |
| OTRAS EMISIONES DE VALORES | 7,891,236,106.63 |
| Con Pagares Provisionales y Lineas de Credito | 5,286,944.00 |
| Con Pagares de Creditos Activos Fijos | 5,362,644,782.56 |
| Con Pagares de Creditos Capital de Trabajo | 1,732,111,202.50 |
| Garantias Bancarias Recibidas | 688,784,981.60 |
| Garantias Prendarias Inscritas | 102,408,195.97 |
| OPERACIONES EN SUSPENSO | 39,692,529.05 |
| INTERESES EN SUSPENSO SOBRE OPERACIONES CREDITIC | 39,692,529.05 |
| SOBRE OPERACIONES CREDITICIAS | 39,692,529.05 |
| CARTERA COMERCIAL | 3,820,943.93 |
| Sobre Cartera Fiduciaria en Mora | 1,367,093.89 |
| SOBRE CARTERA ADMINISTRADA BANRURAL | 2,453,850.04 |
| CARTERA PARA VIVIENDA | 35,871,585.12 |
| Sobre Cartera Hipotecaria en Mora | 3,560,496.10 |
| SOBRE CARTERA ADMINISTRADA BANRURAL | 32,311,089.02 |
| CUENTAS DE REGISTRO | 1,294,896,844.11 |
| CUENTAS INCOBRABLES CASTIGADAS Y CRÉDITOS READE | 52,052,690.18 |
| PRESTAMOS READECUADOS | 52,052,690.18 |
| PRESTAMOS VIGENTES | 52,052,690.18 |
| PRESTAMOS FIDUCIARIOS | 51,108,823.20 |
| PRESTAMOS HIPOTECARIOS | 943,866.98 |
| OTRAS CUENTAS DE ORDEN Y REGISTRO | 1,242,844,153.93 |
| PRÉSTAMOS READECUADOS | 130,160,613.56 |
| PRÉSTAMOS READECUADOS-BANCOS | 116,863,663.78 |
| INTERESES AGROREDITO TASA SUBSIDIO | 13,296,949.78 |
| TOTAL CUENTAS DE ORDEN | 37,833,804,893.12 |

| | |
|---|------------------|
| PASIVO CONTINGENTE | 9,505,294,534.25 |
| EXIGIBILIDADES CONTRACTUALES | 8,392,610,993.88 |
| MÁRGENES POR GIRAR EN LÍNEAS DE CRÉDITO | 8,392,610,993.88 |
| LINEA DE CREDITO AGROPECUARIO | 6,877,208,891.57 |
| TOTAL PASIVOS CONTINGENTES | 0.00 |

| CUENTAS DE ORDEN | |
|--|--------------------------|
| CUENTAS DE ORDEN POR CONTRA | 37,833,804,893.12 |
| CUENTAS DE ORDEN POR CONTRA | 37,833,804,893.12 |
| Cuentas de Orden Contra | 37,833,804,893.12 |
| TOTAL CUENTAS DE ORDEN POR CONTRA | 37,833,804,893.12 |

BANHPROVI SEGUNDO PISO
BALANCE GENERAL
FI-BCH
Al 28 DE FEBRERO DEL 2022
MAYOR GENERAL


ELABORO


REVISO

SECCION DE
CONTADURIA


AUTORIZO

DIVISION DE
OPERACIONES

BANHPROVI/SEGUNDO PISO
BALANZA DE COMPROBACION
FI-BCH
Al 28 DE FEBRERO DEL 2022
MAYOR GENERAL

| Cuenta | Descripción | Saldos Iniciales | | Movimientos | | Saldos Actuales | |
|------------------------------|--|-------------------|----------------|----------------|----------------|-------------------|----------------|
| | | Saldo Deudor | Saldo Acreedor | Débitos | Créditos | Saldo Deudor | Saldo Acreedor |
| 10000.0000.0000.000.000.0000 | ACTIVO | 22,569,825,282.41 | 0.00 | 727,894,504.09 | 669,599,326.88 | 22,628,120,459.62 | 0.00 |
| 10000.0000.0000.000.000.0000 | ACTIVO | 0.00 | 649,347,016.93 | 2,982,692.13 | 13,004,963.95 | 0.00 | 659,369,288.75 |
| 11000.0000.0000.000.000.0000 | DISPONIBILIDADES | 3,885,886,501.77 | 0.00 | 359,904,719.14 | 245,699,790.76 | 4,000,091,430.15 | 0.00 |
| 11200.0000.0000.000.000.0000 | DEPOSITOS EN BANCO CENTRAL DE HONDURAS | 3,885,886,501.77 | 0.00 | 359,904,719.14 | 245,699,790.76 | 4,000,091,430.15 | 0.00 |
| 11201.0000.0000.000.000.0000 | DEPOSITOS ESPECIALES | 3,885,886,501.77 | 0.00 | 359,904,719.14 | 245,699,790.76 | 4,000,091,430.15 | 0.00 |
| 11201.0100.0000.000.000.0000 | Depositos Especiales | 3,885,886,501.77 | 0.00 | 359,904,719.14 | 245,699,790.76 | 4,000,091,430.15 | 0.00 |
| 11201.0100.0000.124.000.0000 | Depositos Especiales | 3,885,886,501.77 | 0.00 | 359,904,719.14 | 245,699,790.76 | 4,000,091,430.15 | 0.00 |
| 13000.0000.0000.000.000.0000 | PRESTAMOS DESCUENTOS Y NEGOCIACIONES | 18,622,935,160.32 | 0.00 | 367,685,179.87 | 423,892,402.46 | 18,566,727,937.73 | 0.00 |
| 13000.0000.0000.000.000.0000 | PRESTAMOS DESCUENTOS Y NEGOCIACIONES | 0.00 | 589,542,543.04 | 2,982,692.13 | 13,004,963.95 | 0.00 | 599,564,814.86 |
| 13100.0000.0000.000.000.0000 | PRESTAMO VIGENTES | 18,612,865,456.24 | 0.00 | 293,087,355.32 | 349,210,956.11 | 18,556,741,855.45 | 0.00 |
| 13116.0100.0000.000.000.0000 | BANCOS | 16,868,952,271.41 | 0.00 | 226,627,221.00 | 303,050,778.18 | 16,792,528,714.23 | 0.00 |
| 13116.0102.0000.000.000.0000 | PLAZO MAYOR DE TREINTA DÍAS | 16,868,952,271.41 | 0.00 | 226,627,221.00 | 303,050,778.18 | 16,792,528,714.23 | 0.00 |
| 13116.0102.0100.124.000.0000 | PRODUCCION (FIDUCIARIOS) | 3,863,342,326.29 | 0.00 | 71,710,714.00 | 130,396,004.90 | 3,804,657,035.39 | 0.00 |
| 13116.0102.0300.124.000.0000 | MIPYME (FIDUCIARIOS) | 1,237,166,012.13 | 0.00 | 4,783,960.00 | 43,237,093.98 | 1,198,712,878.15 | 0.00 |
| 13116.0102.0700.124.000.0000 | VIVIENDA (HIPOTECARIOS) | 11,767,576,470.45 | 0.00 | 150,132,547.00 | 129,412,637.85 | 11,788,296,379.60 | 0.00 |
| 13116.0102.0900.124.000.0000 | OTROS PRESTAMOS HIPOTECARIOS | 867,462.54 | 0.00 | 0.00 | 5,041.45 | 862,421.09 | 0.00 |
| 13116.0300.0000.000.000.0000 | SOCIEDADES FINANCIERAS | 911,133,795.29 | 0.00 | 3,318,480.00 | 15,923,288.04 | 898,528,987.25 | 0.00 |
| 13116.0302.0000.000.000.0000 | PLAZO MAYOR DE TREINTA DÍAS | 911,133,795.29 | 0.00 | 3,318,480.00 | 15,923,288.04 | 898,528,987.25 | 0.00 |
| 13116.0302.0100.124.000.0000 | PRODUCCION (FIDUCIARIOS) | 133,799,756.25 | 0.00 | 0.00 | 2,395,187.00 | 131,404,569.25 | 0.00 |
| 13116.0302.0300.124.000.0000 | MIPYME (FIDUCIARIOS) | 113,193,646.74 | 0.00 | 0.00 | 6,501,245.73 | 106,692,401.01 | 0.00 |
| 13116.0302.0700.124.000.0000 | VIVIENDA (HIPOTECARIOS) | 657,870,392.30 | 0.00 | 3,318,480.00 | 6,456,855.31 | 654,732,016.99 | 0.00 |
| 13116.0302.0900.124.000.0000 | OTROS PRESTAMOS HIPOTECARIOS | 6,270,000.00 | 0.00 | 0.00 | 570,000.00 | 5,700,000.00 | 0.00 |
| 13116.9900.0000.000.000.0000 | OTRAS | 832,779,389.54 | 0.00 | 63,141,654.32 | 30,236,889.89 | 865,684,153.97 | 0.00 |
| 13116.9900.0100.124.000.0000 | PRODUCCION (FIDUCIARIOS) | 446,819,474.46 | 0.00 | 966,666.68 | 24,107,217.83 | 423,678,923.31 | 0.00 |
| 13116.9900.0300.124.000.0000 | MIPYME (FIDUCIARIOS) | 122,808,458.92 | 0.00 | 8,311,619.64 | 5,099,529.36 | 126,020,549.20 | 0.00 |

| Cuenta | Descripción | Saldos Iniciales | | Movimientos | | Saldos Actuales | |
|------------------------------|--|------------------|----------------|---------------|---------------|-----------------|----------------|
| | | Saldo Deudor | Saldo Acreedor | Débitos | Créditos | Saldo Deudor | Saldo Acreedor |
| 13116.9900.0700.124.000.0000 | VIVIENDA (HIPOTECARIOS) | 263,151,456.16 | 0.00 | 53,863,368.00 | 1,030,142.70 | 315,984,681.46 | 0.00 |
| 13600.0000.0000.000.000.0000 | (INGRESOS POR INTERESES CAPITALIZADOS A PRESTAMOS REFINANCIADOS) | 0.00 | 8,039,549.98 | 61,070.61 | 0.00 | 0.00 | 7,978,479.37 |
| 13601.0000.0000.000.000.0000 | (COMERCIALES) | 0.00 | 2,147,366.43 | 0.00 | 0.00 | 0.00 | 2,147,366.43 |
| 13601.0200.0000.000.000.0000 | INTERESES CAPITALIZADOS ALIVIOS COVID-19 | 0.00 | 2,147,366.43 | 0.00 | 0.00 | 0.00 | 2,147,366.43 |
| 13601.0202.0000.100.000.0000 | INTERESES CAPITALIZADOS COMERCIO CARTERA SEGUNDO PISO | 0.00 | 2,147,366.43 | 0.00 | 0.00 | 0.00 | 2,147,366.43 |
| 13602.0000.0000.000.000.0000 | CONSUMO | 0.00 | 162,009.86 | 15,317.97 | 0.00 | 0.00 | 146,691.89 |
| 13602.0100.0000.000.000.0000 | INTERESES CAPITALIZADOS CONSUMO COVID-19 | 0.00 | 162,009.86 | 15,317.97 | 0.00 | 0.00 | 146,691.89 |
| 13602.0102.0000.100.000.0000 | INTERESES CAPITALIZADOS CONSUMO CARTERA SEGUNDO PISO | 0.00 | 162,009.86 | 15,317.97 | 0.00 | 0.00 | 146,691.89 |
| 13603.0000.0000.000.000.0000 | (VIVIENDA) | 0.00 | 5,730,173.69 | 45,752.64 | 0.00 | 0.00 | 5,684,421.05 |
| 13603.0200.0000.000.000.0000 | INTERESES CAPITALIZADOS VIVIENDA COVID-19 | 0.00 | 5,730,173.69 | 45,752.64 | 0.00 | 0.00 | 5,684,421.05 |
| 13603.0202.0000.100.000.0000 | INTERESES CAPITALIZADOS VIVIENDA CARTERA SEGUNDO PISO | 0.00 | 5,730,173.69 | 45,752.64 | 0.00 | 0.00 | 5,684,421.05 |
| 13800.0000.0000.000.000.0000 | RENDIMIENTO FINANCIEROS POR COBRAR DE PRESTAMOS DESCUENTOS Y NEGOCIACIONES | 10,069,704.08 | 0.00 | 74,597,824.55 | 74,681,446.35 | 9,986,082.28 | 0.00 |
| 13801.0000.0000.000.000.0000 | INTERESES POR COBRAR | 10,069,704.08 | 0.00 | 74,597,824.55 | 74,681,446.35 | 9,986,082.28 | 0.00 |
| 13801.0102.0100.124.000.0000 | SOBRE CARTERA DE PRODUCCION | 4,913,994.48 | 0.00 | 4,374,985.61 | 3,905,401.47 | 5,383,578.62 | 0.00 |
| 13801.0102.0200.124.000.0000 | SOBRE CARTERA DE VIVIENDA | 2,205,467.40 | 0.00 | 62,497,760.19 | 62,589,714.08 | 2,113,513.51 | 0.00 |
| 13801.0102.0400.124.000.0000 | SOBRE CARTERA DE MICROCREDITOS | 2,950,242.20 | 0.00 | 7,725,078.75 | 8,186,330.80 | 2,488,990.15 | 0.00 |
| 13900.0000.0000.000.000.0000 | ESTIMACION POR DETERIORO ACUMULADO DE PRESTAMOS DESCUENTOS Y NEGOCIACIONES | 0.00 | 581,502,993.06 | 2,921,621.52 | 13,004,963.95 | 0.00 | 591,586,335.49 |

| Cuenta | Descripción | Saldos Iniciales | | Movimientos | | Saldos Actuales | |
|------------------------------|---------------------------------------|------------------|----------------|--------------|---------------|-----------------|----------------|
| | | Saldo Deudor | Saldo Acreedor | Débitos | Créditos | Saldo Deudor | Saldo Acreedor |
| 13901.0000.0000.000.000.0000 | PRESTAMOS VIGENTES | 0.00 | 311,411,735.87 | 0.00 | 0.00 | 0.00 | 311,411,735.87 |
| 13901.0500.0000.000.000.0000 | PRESTAMOS FIDUCIARIOS | 0.00 | 167,589,481.58 | 0.00 | 0.00 | 0.00 | 167,589,481.58 |
| 13901.0501.0000.000.000.0000 | PRESTAMOS FIDUCIARIOS | 0.00 | 167,589,481.58 | 0.00 | 0.00 | 0.00 | 167,589,481.58 |
| 13901.0501.0100.000.000.0000 | Sobre Prestamos Fiduciarios | 0.00 | 167,589,481.58 | 0.00 | 0.00 | 0.00 | 167,589,481.58 |
| 13901.0700.0000.000.000.0000 | PRESTAMOS PRENDARIOS | 17,141,458.07 | 0.00 | 0.00 | 0.00 | 17,141,458.07 | 0.00 |
| 13901.0701.0000.000.000.0000 | SOBRE PRESTAMOS PRENDARIOS | 17,141,458.07 | 0.00 | 0.00 | 0.00 | 17,141,458.07 | 0.00 |
| 13901.0701.0000.124.000.0000 | SOBRE PRESTAMOS PRENDARIOS | 17,141,458.07 | 0.00 | 0.00 | 0.00 | 17,141,458.07 | 0.00 |
| 13901.1000.0000.000.000.0000 | PRESTAMOS HIPOTECARIOS | 0.00 | 160,963,712.36 | 0.00 | 0.00 | 0.00 | 160,963,712.36 |
| 13901.1001.0000.000.000.0000 | PRESTAMOS PARA VIVIENDA | 0.00 | 160,963,712.36 | 0.00 | 0.00 | 0.00 | 160,963,712.36 |
| 13901.1001.0100.000.000.0000 | Sobre Prestamos Vivienda | 0.00 | 160,963,712.36 | 0.00 | 0.00 | 0.00 | 160,963,712.36 |
| 13903.0000.0000.000.000.0000 | PRESTAMOS VENCIDOS | 0.00 | 1,966,901.49 | 0.00 | 0.00 | 0.00 | 1,966,901.49 |
| 13903.1000.0000.000.000.0000 | PRESTAMOS HIPOTECARIOS | 0.00 | 1,966,901.49 | 0.00 | 0.00 | 0.00 | 1,966,901.49 |
| 13903.1001.0000.000.000.0000 | PRESTAMOS PARA VIVIENDA | 0.00 | 1,966,901.49 | 0.00 | 0.00 | 0.00 | 1,966,901.49 |
| 13903.1001.0100.000.000.0000 | Sobre Prestamos Vivienda | 0.00 | 1,966,901.49 | 0.00 | 0.00 | 0.00 | 1,966,901.49 |
| 13906.0000.0000.000.000.0000 | CARTERA INDIRECTA | 0.00 | 268,124,355.70 | 2,921,621.52 | 13,004,963.95 | 0.00 | 278,207,698.13 |
| 13906.9900.0000.000.000.0000 | CARTERA INDIRECTA-OTROS | 0.00 | 268,124,355.70 | 2,921,621.52 | 13,004,963.95 | 0.00 | 278,207,698.13 |
| 13906.9901.0000.100.000.0000 | CERTIFICADOS FONDO DE GARANTÍA BCH | 0.00 | 268,124,355.70 | 2,921,621.52 | 13,004,963.95 | 0.00 | 278,207,698.13 |
| 13906.9901.0000.120.000.0000 | CERTIFICADOS FONDO DE GARANTÍA BCH | 0.00 | 268,124,355.70 | 2,921,621.52 | 13,004,963.95 | 0.00 | 278,207,698.13 |
| 14000.0000.0000.000.000.0000 | CUENTAS POR COBRAR | 61,003,620.32 | 0.00 | 304,605.08 | 7,133.66 | 61,301,091.74 | 0.00 |
| 14000.0000.0000.000.000.0000 | CUENTAS POR COBRAR | 0.00 | 59,804,473.89 | 0.00 | 0.00 | 0.00 | 59,804,473.89 |
| 14300.0000.0000.000.000.0000 | CUENTAS Y COMISIONES POR COBRAR | 61,003,620.32 | 0.00 | 304,605.08 | 7,133.66 | 61,301,091.74 | 0.00 |
| 14301.0000.0000.000.000.0000 | CUENTAS POR COBRAR | 59,667,413.87 | 0.00 | 0.00 | 7,133.16 | 59,660,280.71 | 0.00 |
| 14301.0300.0000.000.000.0000 | DEUDORES VARIOS | 59,667,413.87 | 0.00 | 0.00 | 7,133.16 | 59,660,280.71 | 0.00 |
| 14301.0399.0000.000.000.0000 | CUENTAS VARIAS | 59,667,413.87 | 0.00 | 0.00 | 7,133.16 | 59,660,280.71 | 0.00 |
| 14301.0399.0500.124.000.0000 | PARTES RELACIONADAS BANCO CONTINENTAL | 13,293,630.45 | 0.00 | 0.00 | 0.00 | 13,293,630.45 | 0.00 |

BANHPROVI SEGUNDO PISO
BALANZA DE COMPROBACION
FI-BCH
Al 28 DE FEBRERO DEL 2022
MAYOR GENERAL

| Cuenta | Descripción | Saldos Iniciales | | Movimientos | | Saldos Actuales | |
|------------------------------|---|------------------|----------------|----------------|----------------|-----------------|----------------|
| | | Saldo Deudor | Saldo Acreedor | Débitos | Créditos | Saldo Deudor | Saldo Acreedor |
| 14301.0399.1700.000.000.0000 | FIDEICOMISO BANRURAL (VIGENTE) | 495,469.54 | 0.00 | 0.00 | 7,133.16 | 488,336.38 | 0.00 |
| 14301.0399.1700.124.000.0000 | FIDEICOMISO BANRURAL (VIGENTE) | 495,469.54 | 0.00 | 0.00 | 7,133.16 | 488,336.38 | 0.00 |
| 14301.0399.1900.000.000.0000 | FIDEICOMISO BANRURAL (VENCIDO) | 4,050,000.00 | 0.00 | 0.00 | 0.00 | 4,050,000.00 | 0.00 |
| 14301.0399.1900.124.000.0000 | FIDEICOMISO BANRURAL (VENCIDO) | 4,050,000.00 | 0.00 | 0.00 | 0.00 | 4,050,000.00 | 0.00 |
| 14301.0399.2100.124.000.0000 | PRESTAMOS EJECUCION JUDICIAL | 41,828,313.88 | 0.00 | 0.00 | 0.00 | 41,828,313.88 | 0.00 |
| 14302.0000.0000.000.000.0000 | COMISIONES POR COBRAR | 1,336,206.45 | 0.00 | 304,605.08 | 0.50 | 1,640,811.03 | 0.00 |
| 14302.9900.0000.000.000.0000 | OTRAS COMISIONES POR COBRAR | 1,336,206.45 | 0.00 | 304,605.08 | 0.50 | 1,640,811.03 | 0.00 |
| 14302.9901.0000.100.000.0000 | OTRAS COMISIONES POR COBRAR EMISION CERT.GARANTIA FCH | 1,336,206.45 | 0.00 | 304,605.08 | 0.50 | 1,640,811.03 | 0.00 |
| 14302.9901.0000.120.000.0000 | OTRAS COMISIONES POR COBRAR EMISION CERT.GARANTIA FCH | 1,336,206.45 | 0.00 | 304,605.08 | 0.50 | 1,640,811.03 | 0.00 |
| 14900.0000.0000.000.000.0000 | (ESTIMACIÓN POR DETERIORO ACUMULADO DE CUENTAS Y COMISIONES POR COBRAR) | 0.00 | 59,804,473.89 | 0.00 | 0.00 | 0.00 | 59,804,473.89 |
| 14903.0000.0000.000.000.0000 | (CUENTAS Y COMISIONES POR COBRAR) | 0.00 | 59,804,473.89 | 0.00 | 0.00 | 0.00 | 59,804,473.89 |
| 14903.0103.0000.000.000.0000 | (DEUDORES VARIOS) | 0.00 | 59,804,473.89 | 0.00 | 0.00 | 0.00 | 59,804,473.89 |
| 14903.0103.9900.000.000.0000 | (CUENTAS VARIAS) | 0.00 | 59,804,473.89 | 0.00 | 0.00 | 0.00 | 59,804,473.89 |
| 14903.0103.9901.000.000.0000 | (PARTES RELACIONADAS BANCO CONTINENTAL) | 0.00 | 13,293,630.45 | 0.00 | 0.00 | 0.00 | 13,293,630.45 |
| 14903.0103.9902.000.000.0000 | (FIDEICOMISO BANRURAL) | 0.00 | 46,510,843.44 | 0.00 | 0.00 | 0.00 | 46,510,843.44 |
| 20000.0000.0000.000.000.0000 | PASIVO | 0.00 | 30,398,945.87 | 613,260,638.98 | 606,189,686.36 | 0.00 | 23,327,993.25 |
| 21000.0000.0000.000.000.0000 | DEPOSITOS | 0.00 | 0.00 | 605,604,509.90 | 605,604,509.90 | 0.00 | 0.00 |
| 21100.0000.0000.000.000.0000 | DEPOSITOS A COSTO AMORTIZADO | 0.00 | 0.00 | 605,604,509.90 | 605,604,509.90 | 0.00 | 0.00 |
| 21108.0000.0000.000.000.0000 | BANCOS DEL EXTERIOR | 0.00 | 0.00 | 605,604,509.90 | 605,604,509.90 | 0.00 | 0.00 |
| 21108.0100.0000.000.000.0000 | DEPOSITOS | 0.00 | 0.00 | 605,604,509.90 | 605,604,509.90 | 0.00 | 0.00 |

BANHPROVI SEGUNDO PISO
BALANZA DE COMPROBACION
FI-BCH
Al 28 DE FEBRERO DEL 2022
MAYOR GENERAL

| Cuenta | Descripción | Saldos Iniciales | | Movimientos | | Saldos Actuales | |
|------------------------------|---|------------------|----------------|----------------|----------------|-----------------|----------------|
| | | Saldo Deudor | Saldo Acreedor | Débitos | Créditos | Saldo Deudor | Saldo Acreedor |
| 21108.0101.0000.000.000.0000 | INTERMODULAR PRESTAMOS-BANCOS | 0.00 | 0.00 | 16,639,178.30 | 16,639,178.30 | 0.00 | 0.00 |
| 21108.0102.0000.000.000.0000 | INTERMODULAR DE BANCOS | 0.00 | 0.00 | 588,965,331.60 | 588,965,331.60 | 0.00 | 0.00 |
| 22000.0000.0000.000.000.0000 | OBLIGACIONES FINANCIERAS | 0.00 | 405,854.41 | 0.00 | 231,809.07 | 0.00 | 637,663.48 |
| 22800.0000.0000.000.000.0000 | COSTO FINANCIERO POR PAGAR SOBRE OBLIGACIONES FINANCIERAS | 0.00 | 405,854.41 | 0.00 | 231,809.07 | 0.00 | 637,663.48 |
| 22802.0000.0000.000.000.0000 | COMISIONES POR PAGAR | 0.00 | 405,854.41 | 0.00 | 231,809.07 | 0.00 | 637,663.48 |
| 22802.0200.0000.000.000.0000 | PRESTAMOS DE INTITUCIONES FINANCIERAS NACIONALES | 0.00 | 405,854.41 | 0.00 | 231,809.07 | 0.00 | 637,663.48 |
| 22802.0299.0000.000.000.0000 | OTROS CREDITOS Y OBLIGACIONES BANCARIAS | 0.00 | 405,854.41 | 0.00 | 231,809.07 | 0.00 | 637,663.48 |
| 22802.0299.0100.000.000.0000 | Comision Admon. A favor de Banhprovi | 0.00 | 405,854.41 | 0.00 | 231,809.07 | 0.00 | 637,663.48 |
| 22802.0299.0100.124.000.0000 | Comision Admon. A favor de Banhprovi | 0.00 | 405,854.41 | 0.00 | 231,809.07 | 0.00 | 637,663.48 |
| 23000.0000.0000.000.000.0000 | CUENTAS POR PAGAR | 0.00 | 95,825.07 | 0.00 | 0.00 | 0.00 | 95,825.07 |
| 23300.0000.0000.000.000.0000 | OBLIGACIONES POR ADMINISTRACION | 0.00 | 95,825.07 | 0.00 | 0.00 | 0.00 | 95,825.07 |
| 23302.0000.0000.000.000.0000 | CUENTAS POR LIQUIDAR POR CONTRATOS DE ADMINISTRACIÓN | 0.00 | 95,825.07 | 0.00 | 0.00 | 0.00 | 95,825.07 |
| 23302.9900.0000.000.000.0000 | CUENTA TRANSITORIA | 0.00 | 95,825.07 | 0.00 | 0.00 | 0.00 | 95,825.07 |
| 23302.9902.0000.000.000.0000 | OTRAS CUENTAS POR LIQUIDAR - BANRURAL | 0.00 | 95,825.07 | 0.00 | 0.00 | 0.00 | 95,825.07 |
| 24000.0000.0000.000.000.0000 | ACREEDORES VARIOS | 0.00 | 22,345,427.31 | 7,647,668.38 | 0.00 | 0.00 | 14,697,758.93 |
| 24300.0000.0000.000.000.0000 | ACREEDORES VARIOS | 0.00 | 22,345,427.31 | 7,647,668.38 | 0.00 | 0.00 | 14,697,758.93 |
| 24399.0000.0000.000.000.0000 | CUENTAS VARIAS | 0.00 | 22,345,427.31 | 7,647,668.38 | 0.00 | 0.00 | 14,697,758.93 |
| 24399.1300.0000.124.000.0000 | ACREEDORES VARIOS-SUBSIDIO AGROCRÉDITO | 0.00 | 22,345,427.31 | 7,647,668.38 | 0.00 | 0.00 | 14,697,758.93 |
| 29000.0000.0000.000.000.0000 | OTROS PASIVOS | 0.00 | 7,551,839.08 | 8,460.70 | 353,367.39 | 0.00 | 7,896,745.77 |
| 29900.0000.0000.000.000.0000 | OTROS PASIVOS | 0.00 | 7,551,839.08 | 8,460.70 | 353,367.39 | 0.00 | 7,896,745.77 |
| 29901.0500.0000.000.000.0000 | CONFIANZA SA-FGR POR PAGAR | 0.00 | 7,551,839.08 | 8,460.70 | 353,367.39 | 0.00 | 7,896,745.77 |
| 29901.0500.0000.124.000.0000 | CONFIANZA SA-FGR POR | 0.00 | 7,551,839.08 | 8,460.70 | 353,367.39 | 0.00 | 7,896,745.77 |

BANHPROVI SEGUNDO PISO
BALANZA DE COMPROBACION
FI-BCH
Al 28 DE FEBRERO DEL 2022
MAYOR GENERAL

| Cuenta | Descripción | Saldos Iniciales | | Movimientos | | Saldos Actuales | |
|------------------------------|--|------------------|-------------------|---------------|---------------|------------------|-------------------|
| | | Saldo Deudor | Saldo Acreedor | Débitos | Créditos | Saldo Deudor | Saldo Acreedor |
| | PAGAR | | | | | | |
| 30000.0000.0000.000.000.0000 | PATRIMONIO | 0.00 | 21,827,186,446.63 | 0.00 | 0.00 | 0.00 | 21,827,186,446.63 |
| 31000.0000.0000.000.000.0000 | CAPITAL SOCIAL | 0.00 | 13,900,000,000.00 | 0.00 | 0.00 | 0.00 | 13,900,000,000.00 |
| 31300.0000.0000.000.000.0000 | CAPITAL ASIGNADO | 0.00 | 13,900,000,000.00 | 0.00 | 0.00 | 0.00 | 13,900,000,000.00 |
| 31301.0000.0000.000.000.0000 | CAPITAL ASIGNADO | 0.00 | 13,900,000,000.00 | 0.00 | 0.00 | 0.00 | 13,900,000,000.00 |
| 31301.0100.0000.000.000.0000 | Capital Asignado | 0.00 | 13,900,000,000.00 | 0.00 | 0.00 | 0.00 | 13,900,000,000.00 |
| 32000.0000.0000.000.000.0000 | RESERVAS, RESULTADOS Y OTROS | 0.00 | 7,929,416,295.34 | 0.00 | 0.00 | 0.00 | 7,929,416,295.34 |
| 32400.0000.0000.000.000.0000 | RESULTADOS DE EJERCICIOS ANTERIORES | 0.00 | 7,929,416,295.34 | 0.00 | 0.00 | 0.00 | 7,929,416,295.34 |
| 32401.0000.0000.000.000.0000 | UTILIDADES DE AÑOS ANTERIORES | 0.00 | 7,929,416,295.34 | 0.00 | 0.00 | 0.00 | 7,929,416,295.34 |
| 32401.0200.0000.000.000.0000 | UTILIDADES DE AÑOS ANTERIORES | 0.00 | 7,929,416,295.34 | 0.00 | 0.00 | 0.00 | 7,929,416,295.34 |
| 33000.0000.0000.000.000.0000 | PATRIMONIO RESTRINGIDO NO DISTRIBUIBLE | 2,229,848.71 | 0.00 | 0.00 | 0.00 | 2,229,848.71 | 0.00 |
| 33600.0000.0000.000.000.0000 | AJUSTES POR ADOPCIÓN POR PRIMERA VEZ DE LAS NIIF | 2,229,848.71 | 0.00 | 0.00 | 0.00 | 2,229,848.71 | 0.00 |
| 33601.0000.0000.000.000.0000 | Ajustes Por Adopción por Primera Vez de las NIIF- Cuenta Acreedora | 0.00 | 51,646.35 | 0.00 | 0.00 | 0.00 | 51,646.35 |
| 33602.0000.0000.000.000.0000 | (Ajustes Por Adopción por Primera Vez de las NIIF- Cuenta Deudora) | 2,281,495.06 | 0.00 | 0.00 | 0.00 | 2,281,495.06 | 0.00 |
| 40000.0000.0000.000.000.0000 | ACTIVOS Y PASIVOS CONTINGENTES | 0.00 | 0.00 | 63,569,806.29 | 63,569,806.29 | 0.00 | 0.00 |
| 41000.0000.0000.000.000.0000 | ACTIVOS CONTINGENTES | 9,465,097,700.88 | 0.00 | 51,883,319.83 | 11,686,486.46 | 9,505,294,534.25 | 0.00 |
| 41199.0100.0000.100.000.0000 | OTRAS GARANTÍAS-FONDO DE GARANTIA | 1,072,497,421.00 | 0.00 | 51,872,605.83 | 11,686,486.46 | 1,112,683,540.37 | 0.00 |
| 41199.0100.0000.124.000.0000 | OTRAS GARANTÍAS-FONDO DE GARANTIA | 1,072,497,421.00 | 0.00 | 51,872,605.83 | 11,686,486.46 | 1,112,683,540.37 | 0.00 |
| 41200.0000.0000.000.000.0000 | CREDITOS POR UTILIZAR | 8,392,600,279.88 | 0.00 | 10,714.00 | 0.00 | 8,392,610,993.88 | 0.00 |
| 41203.0000.0000.000.000.0000 | MÁRGENES POR UTILIZAR EN LÍNEAS DE CRÉDITO | 8,392,600,279.88 | 0.00 | 10,714.00 | 0.00 | 8,392,610,993.88 | 0.00 |
| 41203.0300.0000.000.000.0000 | LINEA DE CREDITO AGROPECUARIO | 6,877,198,177.57 | 0.00 | 10,714.00 | 0.00 | 6,877,208,891.57 | 0.00 |
| 41203.0500.0000.100.000.0000 | LINEA MICROREDITO | 1,515,402,102.31 | 0.00 | 0.00 | 0.00 | 1,515,402,102.31 | 0.00 |

BANHPROVI SEGUNDO PISO
BALANZA DE COMPROBACION
FI-BCH
AI 28 DE FEBRERO DEL 2022
MAYOR GENERAL

| Cuenta | Descripción | Saldos Iniciales | | Movimientos | | Saldos Actuales | |
|------------------------------|---|------------------|------------------|---------------|---------------|-----------------|------------------|
| | | Saldo Deudor | Saldo Acreedor | Débitos | Créditos | Saldo Deudor | Saldo Acreedor |
| | REVOLVENTE | | | | | | |
| 42000.0000.0000.000.000.0000 | PASIVO CONTINGENTE | 0.00 | 9,465,097,700.88 | 11,686,486.46 | 51,883,319.83 | 0.00 | 9,505,294,534.25 |
| 42199.0100.0000.100.000.0000 | OTRAS GARANTÍAS-FONDO DE GARANTIA | 0.00 | 1,072,497,421.00 | 11,686,486.46 | 51,872,605.83 | 0.00 | 1,112,683,540.37 |
| 42199.0100.0000.124.000.0000 | OTRAS GARANTÍAS-FONDO DE GARANTIA | 0.00 | 1,072,497,421.00 | 11,686,486.46 | 51,872,605.83 | 0.00 | 1,112,683,540.37 |
| 42200.0000.0000.000.000.0000 | EXIGIBILIDADES CONTRACTUALES | 0.00 | 8,392,600,279.88 | 0.00 | 10,714.00 | 0.00 | 8,392,610,993.88 |
| 42203.0000.0000.000.000.0000 | MÁRGENES POR GIRAR EN LÍNEAS DE CRÉDITO | 0.00 | 8,392,600,279.88 | 0.00 | 10,714.00 | 0.00 | 8,392,610,993.88 |
| 42203.0300.0000.000.000.0000 | LINEA DE CREDITO AGROPECUARIO | 0.00 | 6,877,198,177.57 | 0.00 | 10,714.00 | 0.00 | 6,877,208,891.57 |
| 42203.0500.0000.100.000.0000 | LINEA MICROCREDITO REVOLVENTE | 0.00 | 1,515,402,102.31 | 0.00 | 0.00 | 0.00 | 1,515,402,102.31 |
| 50000.0000.0000.000.000.0000 | INGRESOS | 0.00 | 82,334,785.76 | 3,712.68 | 81,753,299.52 | 0.00 | 164,084,372.60 |
| 51000.0000.0000.000.000.0000 | INGRESOS FINANCIEROS | 0.00 | 79,657,937.11 | 3,712.18 | 81,448,694.44 | 0.00 | 161,102,919.37 |
| 51300.0000.0000.000.000.0000 | PRÉSTAMOS DESCUENTOS Y NEGOCIACIONES | 0.00 | 79,657,937.11 | 3,712.18 | 81,448,694.44 | 0.00 | 161,102,919.37 |
| 51305.0000.0000.000.000.0000 | PRESTAMOS FIDUCIARIOS | 0.00 | 16,676,398.87 | 3,712.18 | 19,249,653.30 | 0.00 | 35,922,339.99 |
| 51305.0100.0000.000.000.0000 | Sobre Fondos de Produccion | 0.00 | 9,485,960.67 | 3,712.18 | 11,509,256.58 | 0.00 | 20,991,505.07 |
| 51305.0300.0000.000.000.0000 | Sobre Fondos Microcreditos | 0.00 | 7,190,438.20 | 0.00 | 7,740,396.72 | 0.00 | 14,930,834.92 |
| 51310.0000.0000.000.000.0000 | PRESTAMOS HIPOTECARIOS | 0.00 | 62,981,538.24 | 0.00 | 62,199,041.14 | 0.00 | 125,180,579.38 |
| 51310.0200.0000.000.000.0000 | SOBRE FONDOS DE VIVIENDA | 0.00 | 62,975,749.00 | 0.00 | 62,193,404.66 | 0.00 | 125,169,153.66 |
| 51310.1000.0000.000.000.0000 | SOBRE PYMES PRIMER PISO | 0.00 | 5,789.24 | 0.00 | 5,636.48 | 0.00 | 11,425.72 |
| 51310.1100.0000.000.000.0000 | SOBRE FONDOS FIDEICOMISO BANRURAL | 0.00 | 5,789.24 | 0.00 | 5,636.48 | 0.00 | 11,425.72 |
| 51310.1100.0000.124.000.0000 | SOBRE FONDOS FIDEICOMISO BANRURAL | 0.00 | 5,789.24 | 0.00 | 5,636.48 | 0.00 | 11,425.72 |
| 52000.0000.0000.000.000.0000 | INGRESOS POR SERVICIOS FINANCIEROS | 0.00 | 214,862.94 | 0.50 | 304,605.08 | 0.00 | 519,467.52 |
| 52100.0000.0000.000.000.0000 | COMISIONES | 0.00 | 214,862.94 | 0.50 | 304,605.08 | 0.00 | 519,467.52 |
| 52101.0000.0000.000.000.0000 | SOBRE PRESTAMOS, DESCUENTOS Y NEGOCIACIONES | 0.00 | 214,862.94 | 0.50 | 304,605.08 | 0.00 | 519,467.52 |

BANHPROVI SEGUNDO PISO
BALANZA DE COMPROBACION
FI-BCH
Al 28 DE FEBRERO DEL 2022
MAYOR GENERAL

| Cuenta | Descripción | Saldos Iniciales | | Movimientos | | Saldos Actuales | |
|------------------------------|--|------------------|----------------|---------------|--------------|-----------------|----------------|
| | | Saldo Deudor | Saldo Acreedor | Débitos | Créditos | Saldo Deudor | Saldo Acreedor |
| 52101.9900.0000.000.000.0000 | COMISIONES VARIAS | 0.00 | 214,862.94 | 0.50 | 304,605.08 | 0.00 | 519,467.52 |
| 52101.9903.0000.100.000.0000 | COMISIONES EMISION GARANTIAS-FONDO DE GARANTIA | 0.00 | 214,862.94 | 0.50 | 304,605.08 | 0.00 | 519,467.52 |
| 52101.9903.0000.120.000.0000 | COMISIONES EMISION GARANTIAS-FONDO DE GARANTIA | 0.00 | 214,862.94 | 0.50 | 304,605.08 | 0.00 | 519,467.52 |
| 59000.0000.0000.000.000.0000 | OTROS INGRESOS | 0.00 | 2,461,985.71 | 0.00 | 0.00 | 0.00 | 2,461,985.71 |
| 59900.0000.0000.000.000.0000 | OTROS INGRESOS | 0.00 | 2,461,985.71 | 0.00 | 0.00 | 0.00 | 2,461,985.71 |
| 59901.0000.0000.000.000.0000 | OTROS INGRESOS | 0.00 | 2,461,985.71 | 0.00 | 0.00 | 0.00 | 2,461,985.71 |
| 59901.0100.0000.000.000.0000 | SANCIONES ART. 31 REGLAMENTO CREDITO | 0.00 | 2,241,277.01 | 0.00 | 0.00 | 0.00 | 2,241,277.01 |
| 59901.0400.0000.000.000.0000 | INGRESOS PERIODOS ANTERIORES | 0.00 | 220,708.70 | 0.00 | 0.00 | 0.00 | 220,708.70 |
| 60000.0000.0000.000.000.0000 | GASTOS | 19,441,912.78 | 0.00 | 29,327,350.35 | 2,921,621.52 | 45,847,641.61 | 0.00 |
| 61000.0000.0000.000.000.0000 | GASTOS FINANCIEROS | 325,376.14 | 0.00 | 323,386.33 | 0.00 | 648,762.47 | 0.00 |
| 61900.0000.0000.000.000.0000 | OTROS GASTOS FINANCIEROS | 325,376.14 | 0.00 | 323,386.33 | 0.00 | 648,762.47 | 0.00 |
| 61999.0400.0000.000.000.0000 | RENDIMIENTO SOBRE CARTERAS | 325,376.14 | 0.00 | 323,386.33 | 0.00 | 648,762.47 | 0.00 |
| 61999.0400.0000.124.000.0000 | RENDIMIENTO SOBRE CARTERAS | 325,376.14 | 0.00 | 323,386.33 | 0.00 | 648,762.47 | 0.00 |
| 62000.0000.0000.000.000.0000 | GASTOS POR SERVICIOS FINANCIEROS | 15,842,625.94 | 0.00 | 15,999,000.07 | 0.00 | 31,841,626.01 | 0.00 |
| 62100.0000.0000.000.000.0000 | COMISIONES | 15,842,625.94 | 0.00 | 15,999,000.07 | 0.00 | 31,841,626.01 | 0.00 |
| 62104.0000.0000.000.000.0000 | POR SERVICIOS | 15,841,665.94 | 0.00 | 15,999,000.07 | 0.00 | 31,840,666.01 | 0.00 |
| 62104.0300.0000.000.000.0000 | FIDEICOMISOS Y ADMINISTRACIONES | 15,618,228.98 | 0.00 | 15,543,754.04 | 0.00 | 31,161,983.02 | 0.00 |
| 62104.0301.0000.000.000.0000 | Comision de Administracion del Programa | 15,618,228.98 | 0.00 | 15,543,754.04 | 0.00 | 31,161,983.02 | 0.00 |
| 62104.0501.0000.100.000.0000 | COMISIONES PAGADAS EMISION GARANTIAS-FONDO DE GARANTIA | 223,436.96 | 0.00 | 455,246.03 | 0.00 | 678,682.99 | 0.00 |
| 62104.0501.0000.124.000.0000 | COMISIONES PAGADAS EMISION GARANTIAS-FONDO DE GARANTIA | 223,436.96 | 0.00 | 455,246.03 | 0.00 | 678,682.99 | 0.00 |

| Cuenta | Descripción | Saldos Iniciales | | Movimientos | | Saldos Actuales | |
|------------------------------|--|-------------------|----------------|----------------|----------------|-------------------|----------------|
| | | Saldo Deudor | Saldo Acreedor | Débitos | Créditos | Saldo Deudor | Saldo Acreedor |
| 62199.0000.0000.000.000.0000 | OTRAS COMISIONES | 960.00 | 0.00 | 0.00 | 0.00 | 960.00 | 0.00 |
| 62199.0300.0000.100.000.0000 | POR SERVICIOS BANCARIOS | 960.00 | 0.00 | 0.00 | 0.00 | 960.00 | 0.00 |
| 63000.0000.0000.000.000.0000 | GASTOS POR OPERACIONES FINANCIERAS DIVERSAS | 3,273,910.70 | 0.00 | 13,004,963.95 | 2,921,621.52 | 13,357,253.13 | 0.00 |
| 63200.0000.0000.000.000.0000 | PÉRDIDAS POR ESTIMACIÓN POR DETERIORO DE ACTIVOS FINANCIEROS | 3,273,910.70 | 0.00 | 13,004,963.95 | 2,921,621.52 | 13,357,253.13 | 0.00 |
| 63299.0000.0000.000.000.0000 | OTROS ACTIVOS Y PASIVOS FINANCIEROS | 3,273,910.70 | 0.00 | 13,004,963.95 | 2,921,621.52 | 13,357,253.13 | 0.00 |
| 63299.0100.0000.100.000.0000 | CERTIFICADOS FONDO DE GARANTIA-FBCH | 3,273,910.70 | 0.00 | 13,004,963.95 | 2,921,621.52 | 13,357,253.13 | 0.00 |
| 63299.0100.0000.120.000.0000 | CERTIFICADOS FONDO DE GARANTIA-FBCH | 3,273,910.70 | 0.00 | 13,004,963.95 | 2,921,621.52 | 13,357,253.13 | 0.00 |
| 70000.0000.0000.000.000.0000 | CUENTAS DE ORDEN Y REGISTRO | 37,388,393,781.96 | 0.00 | 759,707,939.29 | 314,296,828.13 | 37,833,804,893.12 | 0.00 |
| 72000.0000.0000.000.000.0000 | GARANTIA DE CREDITOS CONCEDIDOS | 36,096,646,255.61 | 0.00 | 698,226,891.06 | 295,657,626.71 | 36,499,215,519.96 | 0.00 |
| 72200.0000.0000.000.000.0000 | VALORACION DE GARANTIAS | 36,096,646,255.61 | 0.00 | 698,226,891.06 | 295,657,626.71 | 36,499,215,519.96 | 0.00 |
| 72201.0000.0000.000.000.0000 | PROPIEDADES URBANAS | 25,534,494,212.31 | 0.00 | 462,251,688.50 | 130,210,665.53 | 25,866,535,235.28 | 0.00 |
| 72201.0400.0000.000.000.0000 | CASAS | 25,534,494,212.31 | 0.00 | 462,251,688.50 | 130,210,665.53 | 25,866,535,235.28 | 0.00 |
| 72201.0401.0000.000.000.0000 | Con Garantias Cedidas e Inscritas | 19,803,486,807.00 | 0.00 | 245,892,958.58 | 15,274,237.00 | 20,034,105,528.58 | 0.00 |
| 72201.0404.0000.000.000.0000 | Garantias en Custodia | 2,507,974,085.08 | 0.00 | 0.00 | 1,000,000.00 | 2,506,974,085.08 | 0.00 |
| 72201.0406.0000.000.000.0000 | Cesion Bienes Inmuebles | 499,554,382.68 | 0.00 | 0.00 | 0.00 | 499,554,382.68 | 0.00 |
| 72201.0408.0000.000.000.0000 | Garantias Cedidas No Inscritas | 2,723,478,937.55 | 0.00 | 216,358,729.92 | 113,936,428.53 | 2,825,901,238.94 | 0.00 |
| 72209.0000.0000.000.000.0000 | DEPÓSITOS EN INSTITUCIONES DEL SISTEMA FINANCIERO | 30,000,000.00 | 0.00 | 0.00 | 0.00 | 30,000,000.00 | 0.00 |
| 72209.0100.0000.100.000.0000 | DEPÓSITOS EN INSTITUCIONES-LINEA MICROCREDITO REVOLVENTE | 30,000,000.00 | 0.00 | 0.00 | 0.00 | 30,000,000.00 | 0.00 |
| 72210.0000.0000.000.000.0000 | GARANTIAS EMITIDAS POR LA SAFGR | 2,711,444,178.05 | 0.00 | 0.00 | 0.00 | 2,711,444,178.05 | 0.00 |
| 72210.0100.0000.100.000.0000 | DOCUMENTOS REPRESENTATIVOS DE CRÉDITOS-FIDUCIARIA | 2,711,444,178.05 | 0.00 | 0.00 | 0.00 | 2,711,444,178.05 | 0.00 |
| 72299.0000.0000.000.000.0000 | OTROS BIENES | 7,820,707,865.25 | 0.00 | 235,975,202.56 | 165,446,961.18 | 7,891,236,106.63 | 0.00 |


BANHPROVI/SEGUNDO PISO
BALANZA DE COMPROBACION
FI-BCH
Al 28 DE FEBRERO DEL 2022
MAYOR GENERAL

| Cuenta | Descripción | Saldos Iniciales | | Movimientos | | Saldos Actuales | |
|------------------------------|---|------------------|----------------|----------------|----------------|------------------|----------------|
| | | Saldo Deudor | Saldo Acreedor | Débitos | Créditos | Saldo Deudor | Saldo Acreedor |
| 72299.1200.0000.000.000.0000 | OTRAS EMISIONES DE VALORES | 7,820,707,865.25 | 0.00 | 235,975,202.56 | 165,446,961.18 | 7,891,236,106.63 | 0.00 |
| 72299.1201.0000.000.000.0000 | Con Pagares Provisionales y Lineas de Credito | 5,286,944.00 | 0.00 | 0.00 | 0.00 | 5,286,944.00 | 0.00 |
| 72299.1202.0000.000.000.0000 | Con Pagares de Creditos Activos Fijos | 5,276,841,679.18 | 0.00 | 232,550,402.56 | 146,747,299.18 | 5,362,644,782.56 | 0.00 |
| 72299.1203.0000.000.000.0000 | Con Pagares de Creditos Capital de Trabajo | 1,747,386,064.50 | 0.00 | 3,424,800.00 | 18,699,662.00 | 1,732,111,202.50 | 0.00 |
| 72299.1205.0000.000.000.0000 | Garantias Bancarias Recibidas | 688,784,981.60 | 0.00 | 0.00 | 0.00 | 688,784,981.60 | 0.00 |
| 72299.1208.0000.000.000.0000 | Garantias Prendarias Inscritas | 102,408,195.97 | 0.00 | 0.00 | 0.00 | 102,408,195.97 | 0.00 |
| 77000.0000.0000.000.000.0000 | OPERACIONES EN SUSPENSO | 39,232,626.23 | 0.00 | 459,902.82 | 0.00 | 39,692,529.05 | 0.00 |
| 77100.0000.0000.000.000.0000 | INTERESES EN SUSPENSO SOBRE OPERACIONES CREDITICIAS | 39,232,626.23 | 0.00 | 459,902.82 | 0.00 | 39,692,529.05 | 0.00 |
| 77101.0000.0000.000.000.0000 | SOBRE OPERACIONES CREDITICIAS | 39,232,626.23 | 0.00 | 459,902.82 | 0.00 | 39,692,529.05 | 0.00 |
| 77101.0100.0000.000.000.0000 | CARTERA COMERCIAL | 3,771,455.88 | 0.00 | 49,488.05 | 0.00 | 3,820,943.93 | 0.00 |
| 77101.0101.0000.000.000.0000 | Sobre Cartera Fiduciaria en Mora | 1,349,272.51 | 0.00 | 17,821.38 | 0.00 | 1,367,093.89 | 0.00 |
| 77101.0111.0000.000.000.0000 | SOBRE CARTERA ADMINISTRADA BANRURAL | 2,422,183.37 | 0.00 | 31,666.67 | 0.00 | 2,453,850.04 | 0.00 |
| 77101.0111.0000.124.000.0000 | SOBRE CARTERA ADMINISTRADA BANRURAL | 2,422,183.37 | 0.00 | 31,666.67 | 0.00 | 2,453,850.04 | 0.00 |
| 77101.0300.0000.000.000.0000 | CARTERA PARA VIVIENDA | 35,461,170.35 | 0.00 | 410,414.77 | 0.00 | 35,871,585.12 | 0.00 |
| 77101.0301.0000.000.000.0000 | Sobre Cartera Hipotecaria en Mora | 3,511,849.32 | 0.00 | 48,646.78 | 0.00 | 3,560,496.10 | 0.00 |
| 77101.0305.0000.000.000.0000 | SOBRE CARTERA ADMINISTRADA BANRURAL | 31,949,321.03 | 0.00 | 361,767.99 | 0.00 | 32,311,089.02 | 0.00 |
| 77101.0305.0000.124.000.0000 | SOBRE CARTERA ADMINISTRADA BANRURAL | 31,949,321.03 | 0.00 | 361,767.99 | 0.00 | 32,311,089.02 | 0.00 |
| 78000.0000.0000.000.000.0000 | CUENTAS DE REGISTRO | 1,252,514,900.12 | 0.00 | 61,021,145.41 | 18,639,201.42 | 1,294,896,844.11 | 0.00 |
| 78200.0000.0000.000.000.0000 | CUENTAS INCOBRABLES CASTIGADAS Y CRÉDITOS READECUADOS | 52,052,690.18 | 0.00 | 0.00 | 0.00 | 52,052,690.18 | 0.00 |
| 78202.0000.0000.000.000.0000 | PRESTAMOS READECUADOS | 52,052,690.18 | 0.00 | 0.00 | 0.00 | 52,052,690.18 | 0.00 |
| 78202.0100.0000.000.000.0000 | PRESTAMOS VIGENTES | 52,052,690.18 | 0.00 | 0.00 | 0.00 | 52,052,690.18 | 0.00 |
| 78202.0101.0000.000.000.0000 | PRESTAMOS FIDUCIARIOS | 51,108,823.20 | 0.00 | 0.00 | 0.00 | 51,108,823.20 | 0.00 |



| Cuenta | Descripción | Saldos Iniciales | | Movimientos | | Saldos Actuales | |
|------------------------------|---|--------------------------|--------------------------|-------------------------|-------------------------|--------------------------|--------------------------|
| | | Saldo Deudor | Saldo Acreedor | Débitos | Créditos | Saldo Deudor | Saldo Acreedor |
| 78202.0101.0400.000.000.0000 | FIDUCIARIOS-SEGUNDO PISO | 51,108,823.20 | 0.00 | 0.00 | 0.00 | 51,108,823.20 | 0.00 |
| 78202.0101.0401.100.000.0000 | PRODUCCION (FIDUCIARIOS) | 49,394,537.20 | 0.00 | 0.00 | 0.00 | 49,394,537.20 | 0.00 |
| 78202.0101.0402.100.000.0000 | MIPYME (FIDUCIARIOS) | 1,714,286.00 | 0.00 | 0.00 | 0.00 | 1,714,286.00 | 0.00 |
| 78202.0103.0000.000.000.0000 | PRESTAMOS HIPOTECARIOS | 943,866.98 | 0.00 | 0.00 | 0.00 | 943,866.98 | 0.00 |
| 78202.0103.0500.000.000.0000 | HIPOTECARIOS SEGUNDO PISO | 943,866.98 | 0.00 | 0.00 | 0.00 | 943,866.98 | 0.00 |
| 78202.0103.0502.100.000.0000 | VIVIENDA (HIPOTECARIOS) | 943,866.98 | 0.00 | 0.00 | 0.00 | 943,866.98 | 0.00 |
| 78900.0000.0000.000.000.0000 | OTRAS CUENTAS DE ORDEN Y REGISTRO | 1,200,462,209.94 | 0.00 | 61,021,145.41 | 18,639,201.42 | 1,242,844,153.93 | 0.00 |
| 78999.2400.0000.100.000.0000 | GARANTIAS EMITIDAS-FONDO DE GARANTÍA | 1,072,497,421.00 | 0.00 | 51,872,605.83 | 11,686,486.46 | 1,112,683,540.37 | 0.00 |
| 78999.2400.0000.124.000.0000 | GARANTIAS EMITIDAS-FONDO DE GARANTÍA | 1,072,497,421.00 | 0.00 | 51,872,605.83 | 11,686,486.46 | 1,112,683,540.37 | 0.00 |
| 78999.3000.0000.000.000.0000 | PRÉSTAMOS READECUADOS | 127,964,788.94 | 0.00 | 9,148,539.58 | 6,952,714.96 | 130,160,613.56 | 0.00 |
| 78999.3001.0000.000.000.0000 | PRÉSTAMOS READECUADOS-BANCOS | 116,863,663.78 | 0.00 | 0.00 | 0.00 | 116,863,663.78 | 0.00 |
| 78999.3001.0100.100.000.0000 | PRODUCCION (FIDUCIARIOS) | 45,320,710.14 | 0.00 | 0.00 | 0.00 | 45,320,710.14 | 0.00 |
| 78999.3001.0800.100.000.0000 | MIPYME (FIDUCIARIOS) | 71,542,953.64 | 0.00 | 0.00 | 0.00 | 71,542,953.64 | 0.00 |
| 78999.3100.0000.000.000.0000 | INTERESES AGROCREDITO TASA SUBSIDIO | 11,101,125.16 | 0.00 | 9,148,539.58 | 6,952,714.96 | 13,296,949.78 | 0.00 |
| 78999.3101.0000.100.000.0000 | INTERESES AGROCREDITO TASA SUBSIDIO 3% | 9,001,466.99 | 0.00 | 7,533,175.42 | 5,637,336.35 | 10,897,306.06 | 0.00 |
| 78999.3101.0000.124.000.0000 | INTERESES AGROCREDITO TASA SUBSIDIO 3% | 9,001,466.99 | 0.00 | 7,533,175.42 | 5,637,336.35 | 10,897,306.06 | 0.00 |
| 78999.3102.0000.124.000.0000 | INTERESES AGROCREDITO TASA SUBSIDIO IFIS 0.7% | 2,099,658.17 | 0.00 | 1,615,364.16 | 1,315,378.61 | 2,399,643.72 | 0.00 |
| 79000.0000.0000.000.000.0000 | CUENTAS DE ORDEN POR CONTRA | 0.00 | 37,388,393,781.96 | 314,296,828.13 | 759,707,939.29 | 0.00 | 37,833,804,893.12 |
| 79100.0000.0000.000.000.0000 | CUENTAS DE ORDEN POR CONTRA | 0.00 | 37,388,393,781.96 | 314,296,828.13 | 759,707,939.29 | 0.00 | 37,833,804,893.12 |
| 79199.0000.0000.000.000.0000 | Cuentas de Orden Contra | 0.00 | 37,388,393,781.96 | 314,296,828.13 | 759,707,939.29 | 0.00 | 37,833,804,893.12 |
| | | 59,977,660,977.15 | 59,977,660,977.15 | 2,511,043,471.94 | 2,511,043,471.94 | 60,507,772,994.35 | 60,507,772,994.35 |

BANHPROVI SEGUNDO PISO
BALANZA DE COMPROBACION
FI-BCH
Al 28 DE FEBRERO DEL 2022
MAYOR GENERAL

| Cuenta | Descripción | Saldos Iniciales | | Movimientos | | Saldos Actuales | |
|--------|-------------|------------------|----------------|-------------|----------|-----------------|----------------|
| | | Saldo Deudor | Saldo Acreedor | Débitos | Créditos | Saldo Deudor | Saldo Acreedor |



ELABORO


REVIZO




AUTORIZO


| INGRESOS | |
|---|-----------------------|
| INGRESOS | 164,084,372.60 |
| INGRESOS FINANCIEROS | 161,102,919.37 |
| PRÉSTAMOS DESCUENTOS Y NEGOCIACIONES | 161,102,919.37 |
| PRESTAMOS FIDUCIARIOS | 35,922,339.99 |
| Sobre Fondos de Produccion | 20,991,505.07 |
| Sobre Fondos Microcreditos | 14,930,834.92 |
| PRESTAMOS HIPOTECARIOS | 125,180,579.38 |
| SOBRE FONDOS DE VIVIENDA | 125,169,153.66 |
| SOBRE PYMES PRIMER PISO | 11,425.72 |
| SOBRE FONDOS FIDEICOMISO BANRURAL | 11,425.72 |
| INGRESOS POR SERVICIOS FINANCIEROS | 519,467.52 |
| COMISIONES | 519,467.52 |
| SOBRE PRESTAMOS, DESCUENTOS Y NEGOCIACIONES | 519,467.52 |
| COMISIONES VARIAS | 519,467.52 |
| OTROS INGRESOS | 2,461,985.71 |
| OTROS INGRESOS | 2,461,985.71 |
| OTROS INGRESOS | 2,461,985.71 |
| SANCIONES ART. 31 REGLAMENTO CREDITO | 2,241,277.01 |
| INGRESOS PERIODOS ANTERIORES | 220,708.70 |
| TOTAL DE INGRESOS | 164,084,372.60 |

| GASTOS | |
|---|-----------------------|
| GASTOS | 45,847,641.61 |
| GASTOS FINANCIEROS | 648,762.47 |
| OTROS GASTOS FINANCIEROS | 648,762.47 |
| RENDIMIENTO SOBRE CARTERAS | 648,762.47 |
| GASTOS POR SERVICIOS FINANCIEROS | 31,841,626.01 |
| COMISIONES | 31,841,626.01 |
| POR SERVICIOS | 31,840,666.01 |
| FIDEICOMISOS Y ADMINISTRACIONES | 31,161,983.02 |
| Comision de Administracion del Programa | 31,161,983.02 |
| OTRAS COMISIONES | 960.00 |
| GASTOS POR OPERACIONES FINANCIERAS DIVERSAS | 13,357,253.13 |
| PÉRDIDAS POR ESTIMACIÓN POR DETERIORO DE ACTIVOS FIN/ | 13,357,253.13 |
| OTROS ACTIVOS Y PASIVOS FINANCIEROS | 13,357,253.13 |
| TOTAL DE GASTOS | 45,847,641.61 |
| UTILIDAD O PERDIDA | 118,236,730.99 |


 ELABORO




 AUTORIZO

