

**Gerencia de Finanzas Corporativa**  
**Departamento de Análisis y Programación Financiera**

**MEMORANDO**

DAPF-581-2021

**PARA :** ABOG. LUIS FERNANDO CRUZ MUÑOZ  
JEFE UNIDAD DE TRANSPARENCIA

**DE :** LIC. ANA LOURDES AGUILAR  
JEFE DEPARTAMENTO DE ANALISIS Y PROGRAMACION  
FINANCIERA

**ASUNTO :** INFORMES DEUDA EXTERNA E INTERNA AGOSTO/2021

**FECHA :** 14 DE SEPTIEMBRE DE 2021

En cumplimiento al Memorándum – Circular No. GG-229, adjunto remito los Informes Preliminares de la Situación de la Deuda al 31 de Agosto de 2021

- Movimiento del Servicio de la Deuda Externa en Moneda Contratada, US Dólares y Lempiras.
- Movimiento del Servicio de la Deuda Interna en Lempiras.
- Deuda Vencida y Pendiente de pago en US Dólares y Lempiras

Atentamente,

📁 Archivo

AA/ELT



Departamento de Análisis y Programación Financiera  
Residencial El Trapiche, Edificio Corporativo, 2do. Nivel  
Tegucigalpa, M.D.C. Honduras C.A.



Tel.: (504) 22-352925  
IP: 2932



aaguilarv@enee.hn

DEPARTAMENTO DE ANALISIS Y PROGRAMACION FINANCIERA  
RESUMEN SERVICIO DEUDA VENCIDA PENDIENTE DE PAGO  
AL 31 DE AGOSTO DEL 2021

(Cifras en Lempiras)

CONCEPTO	PRINCIPAL	INTERESES	INTERESES MORATORIOS	COMISIONES	TOTAL
<b>PRESTAMOS DEUDA EXTERNA E INTERNA</b>					
GENERACION	3,580,590,664.66	1,412,644,465.13	75,904,187.44	56,161,074.50	5,125,300,391.74
DISTRIBUCION	238,196,992.86	1,081,964,453.22	3,575,258.61	-	1,323,736,704.69
TRANSMISION	966,136,637.95	285,310,691.21	4,937,505.49	10,150,621.66	1,266,535,456.31
HOLDING	149,384,375.00	-	-	25,765,354.69	175,129,729.69
	<b>4,934,288,670.48</b>	<b>2,779,919,609.56</b>	<b>84,416,951.54</b>	<b>92,077,050.84</b>	<b>7,890,702,282.42</b>
<b>TOTAL DEUDA EXTERNA E INTERNA</b>	<b>4,934,288,670.48</b>	<b>2,779,919,609.56</b>	<b>84,416,951.54</b>	<b>92,077,050.84</b>	<b>7,890,702,282.42</b>

ELABORADO POR:



HAROLD SHAMIR RIVERA  
AUXILIAR CONTABLE  
CONTABILIDAD


AUTORIZADO POR:



ANA LOURDES AGUILAR  
JEFE DEPARTAMENTO DE ANALISIS  
Y PROGRAMACION FINANCIERA



REVISADO POR:



EMMA L. TABORA  
OFICIAL CONTABLE I  
ANALISIS Y PROGRAMACION FINANCIERA

DEPARTAMENTO DE ANALISIS Y PROGRAMACION FINANCIERA

SERVICIO DEUDA VENCIDA Y PENDIENTE DE PAGO  
AL 31 DE AGOSTO DEL 2021

(Cifras en Lempiras)

INSTITUCION FINANCIERA	NUMERO PRESTAMO	PRINCIPAL	INTERESES	INTERESES MORATORIOS	COMISIONES	TOTAL
<b>DEUDA EXTERNA</b>						
<b>GENERACION</b>						
SUIZA						
SERV	CP V	-	-	-	-	-
SERV	CP VI	-	-	-	-	-
BNP	240982	5,577,798.93	3,703,504.50	-	-	9,281,303.43
<b>Total Deuda Externa</b>		<b>5,577,798.93</b>	<b>3,703,504.50</b>	<b>-</b>	<b>-</b>	<b>9,281,303.43</b>

<b>DEUDA INTERNA</b>						
<b>ERP</b>						
<b>GENERACION</b>						
<b>Multilaterales</b>						
IDA	0116-HO	36,222,513.27	-	-	1,494,178.49	37,716,691.75
	0989-HO	200,745,720.00	-	-	23,713,088.18	224,458,808.18
	2417-HO	85,769,283.75	-	-	24,450,869.14	110,220,152.89
BID	572/SF-HO	757,596,821.04	95,147,152.87	-	-	852,743,973.91
<b>Sub-total Multilaterales</b>		<b>1,080,334,338.05</b>	<b>95,147,152.87</b>	<b>-</b>	<b>49,658,135.81</b>	<b>1,225,139,626.73</b>
<b>Club de paris</b>						
<b>Alemania</b>						
KFW	197965593	95,688,693.10	13,666,256.79	-	-	109,354,949.89
	199165713	8,910,061.86	2,004,764.42	-	-	10,914,826.28
	199165614 - CP I	1,108,938.47	37,888.55	-	-	1,146,827.03
	199365586 - CP II	359,734.70	78,063.62	-	-	437,798.31
	199665969 - CP III	164,648.89	53,956.90	-	-	218,605.79
	200065011 - CP IV - T1	477,142.66	980,080.33	-	-	1,457,222.99
	200065011 - CP IV - T2	394.12	809.56	-	-	1,203.68
	200065011 - CP IV - T3	324,001.86	3,693.73	-	-	327,695.58
	200065011 - CP IV - T4	51,204.69	583.74	-	-	51,788.44
		107,084,820.34	16,826,097.64	-	-	123,910,917.98
HERMES	HERMES I	12,777,721.15	886,631.84	-	-	13,664,353.00
	HERMES CP II	44,505,830.59	27,784,328.40	-	-	72,290,158.98
	HERMES CP III	4,837,491.40	3,626,251.61	-	-	8,463,743.01
	HERMES CP IV	62,981,792.20	85,094,309.45	-	-	148,076,101.65
	HERMES 1era. Capital. CP IV	1,061,161.84	1,433,729.23	-	-	2,494,891.07
	HERMES 2da. Capital. CP IV	5,042,279.01	555,911.31	-	-	5,598,190.31
	HERMES 3ra. Capital. CP IV	402,495.08	44,375.11	-	-	446,870.18
		131,608,771.27	119,425,536.95	-	-	251,034,308.22
FRANCIA						
COFACE	CP I	10,467,542.68	396,517.75	-	-	10,864,060.43
	CP II	88,734,598.93	31,092,482.88	-	-	119,827,081.80
	CP IV	62,146,481.69	54,173,406.88	-	-	116,319,888.57
	CP IV - CAPITALIZACIÓN	5,112,648.34	323,561.29	-	-	5,436,209.63
		166,461,271.64	85,985,968.79	-	-	252,447,240.43
ITALIA						
SACE	HOND 1 (CP I)	19,223,535.92	1,209,280.56	-	-	20,432,816.48
	HOND 2 (CP II)	158,744,526.09	12,093,172.94	-	-	170,837,699.03
	HOND 3 (CP III)	37,372,264.57	3,366,624.62	-	-	40,738,889.19
	HOND 4 (CP IV)	101,670,483.81	78,302,898.82	-	-	179,973,382.63
	HOND 4 (CP IV 1era. CAPITAL)	4,918,760.06	214,041.42	-	-	5,132,801.48
	HOND 4 (CP IV 2da. CAPITAL)	242,025.49	10,421.30	-	-	252,446.79
		322,171,595.93	95,196,439.66	-	-	417,368,035.58
JAPON						
EXIMBANK-JAPON	R1 - (CP I)	168,992,280.33	25,074,478.00	23,107,697.10	-	217,174,455.43
	R2 - (CP II)	178,245,239.24	36,699,067.19	4,440,241.08	-	219,384,547.51
	R2 - (CP II - CAPITAL)	11,488,098.69	-	281,921.12	-	11,770,019.80
	R3 - (CP III)	22,529,521.29	5,823,513.41	557,861.89	-	28,910,896.59
	R3 - (CP III - CAPITAL)	1,532,453.34	-	36,251.07	-	1,568,704.41
	R4 - (CP IV 2,005 MM)	110,131,250.02	144,434,994.62	885,173.72	-	255,451,418.36
	R4 - (CP IV 201 MM)	11,088,912.79	41,495,750.80	489,226.67	-	53,073,890.26
	R4 - (CP IV 2da FASE)	14,675,217.82	3,818,933.77	1,076,300.83	-	19,570,452.41
	R4 - (CP IV 3era FASE)	9,417,438.93	-	-	-	9,417,438.93
		528,100,412.45	257,346,737.79	30,874,673.47	-	816,321,823.71
JBIC	HO - P1	649,992,722.52	102,423,349.62	30,609,151.53	-	783,025,223.66
	HO - R1 (CP I)	144,796,485.19	25,475,299.65	5,313,071.11	-	175,584,855.95
	HO - R2 (CP II)	271,638,133.92	258,124,524.02	4,017,973.86	-	533,780,631.81
	HO - R3 (CP III)	26,216,734.26	38,286,189.77	508,997.76	-	65,011,921.79

DEPARTAMENTO DE ANALISIS Y PROGRAMACION FINANCIERA  
SERVICIO DEUDA VENCIDA Y PENDIENTE DE PAGO  
AL 31 DE AGOSTO DEL 2021

(Cifras en Lempiras)

INSTITUCION FINANCIERA	NUMERO PRESTAMO	PRINCIPAL	INTERESES	INTERESES MORATORIOS	COMISIONES	TOTAL
		47,070,057.50	304,812,241.79	4,580,319.71	-	356,462,619.00
	HO - R4 (CP IV)	1,139,714,133.39	729,121,604.85	45,029,513.96	-	1,913,865,252.20
<b>SUIZA</b>						
<b>SERV</b>	SERV - CP II	51,190,058.35	1,719,100.94	-	-	52,909,159.29
	SERV - CP III	38,475,036.99	328,592.24	-	-	38,803,629.23
	SERV - CP IV	4,753,110.32	1,871,025.10	-	-	6,624,135.42
	SERV - DIFERIMIENTO CPIV	149,699.07	3,878.89	-	-	153,577.95
		94,567,904.73	3,922,597.16	-	-	98,490,501.88
<b>Club de paris</b>						
<b>ESTADOS UNIDOS</b>	R - 190 Q (CP II)	834,698.79	406,915.25	-	-	1,241,614.05
<b>EXIMBANK-USA</b>	R-244-Q (CP IV)	3,756,734.76	5,517,184.24	-	-	9,273,919.00
	R-244-R (CP IV CAPITALIZACIÓN)	378,184.38	44,725.44	-	-	422,909.83
		4,969,617.94	5,968,824.94	-	-	10,938,442.88
<b>Sub total - Club de Paris</b>		2,494,678,527.68	1,313,793,807.77	75,904,187.44	-	3,884,376,522.89
<b>Total Generacion - ERP</b>		3,575,012,865.73	1,408,940,960.64	75,904,187.44	49,658,135.81	5,109,516,149.62
<b>DISTRIBUCION</b>						
<b>Multilaterales</b>						
<b>BID</b>	936/SF-HO	160,661,517.77	66,622,841.07	-	-	227,284,358.85
<b>Bilaterales</b>						
<b>FIV</b>	Arreglo de Pagos N° I (REORG. DEUDA)	5,494,959.27	329,697.54	3,575,258.61	-	9,399,915.41
<b>Total Distribucion - ERP</b>		166,156,477.04	66,952,538.61	3,575,258.61	-	236,684,274.26
<b>TRANSMISION</b>						
<b>Multilaterales</b>						
<b>IDA</b>	0201-HO	55,833,550.49	-	-	2,721,885.72	58,555,436.21
<b>Club de paris</b>						
<b>Alemania</b>						
<b>KFW</b>	199165614 - CP I	1,108,938.47	37,888.55	-	-	1,146,827.03
	199365586 - CP II	359,734.70	78,063.62	-	-	437,798.31
	199665969 - CP III	164,648.89	53,956.90	-	-	218,605.79
	200065011 - CPIV - T1	1,304,104.28	2,678,710.33	-	-	3,982,814.61
	200065011 - CPIV - T2	2,890.20	5,936.75	-	-	8,826.95
	200065011 - CPIV - T4	138,442.66	1,578.29	-	-	140,020.95
		3,078,759.20	2,856,134.43	-	-	5,934,893.64
<b>ESPAÑA</b>						
<b>ICO</b>	01039001.0 (150688)	16,562,090.78	444,337.27	-	-	17,006,428.05
	REPROGRAMACION 01039014.0	8,547,558.92	-	-	-	8,547,558.92
	01039014.0	71,820,681.53	9,657,986.92	-	-	81,478,668.45
	11039001.0 (CP I)	4,269,845.75	211,283.24	-	-	4,481,128.99
	11039002.0 (CP II)	78,570,949.85	25,941,582.80	-	-	104,512,532.65
	11039003.0 (CP III)	29,443,991.29	16,291,299.66	-	-	45,735,290.95
	11039004.1 (CP V)	136,751.80	6,687,040.75	-	-	6,823,792.55
		209,351,869.93	59,233,530.64	-	-	268,585,400.56
<b>CESCE</b>						
	CP I	3,944,569.50	109,558.91	-	-	4,054,128.41
	CP II	27,874,087.57	8,524,572.63	-	-	36,398,660.20
	CP III	16,878,243.79	147,676.11	-	-	17,025,919.90
	CP IV	885,831.76	43,443.42	-	-	929,275.18
	CP IV - DIFERIMIENTO III FASE	8,617,403.64	879,557.08	-	-	9,496,960.72
	CP IV - REORG. DEUDA BBV, BEX	85,501,909.71	4,782,011.94	-	-	90,283,921.64
	CP IV - REORGANIZACIÓN DEUDA	10,270,614.35	1,736,138.46	-	-	12,006,752.80
	CP V - DIFER. DEUDA POST CUT	53,587,683.19	4,460,988.56	-	-	58,048,671.75
	CP VI - RESTRUCT. DEUDA	109,247,335.12	14,944,750.74	-	-	124,192,085.86
		316,807,678.62	35,628,697.84	-	-	352,436,376.46
<b>Sub total - Club de Paris</b>		529,238,307.75	97,718,362.91	-	-	626,956,670.66
<b>Bilaterales</b>						
<b>FIV</b>	Arreglo de Pagos N° I (REORG. DEUDA)	4,914,131.98	294,847.90	3,197,347.20	-	8,406,327.08
	Arreglo de Pagos N° II (DÓLAR DEUDA)	2,576,596.80	129,087.41	1,740,158.29	-	4,445,842.51
<b>Sub total - Bilaterales</b>		7,490,728.78	423,935.31	4,937,505.49	-	12,852,169.58
<b>Total Transmision - ERP</b>		592,562,587.02	98,142,298.22	4,937,505.49	2,721,885.72	698,364,276.46

DEPARTAMENTO DE ANALISIS Y PROGRAMACION FINANCIERA

SERVICIO DEUDA VENCIDA Y PENDIENTE DE PAGO  
AL 31 DE AGOSTO DEL 2021

(Cifras en Lempiras)

INSTITUCION FINANCIERA	NUMERO PRESTAMO	PRINCIPAL	INTERESES	INTERESES MORATORIOS	COMISIONES	TOTAL
<b>Total Deuda Interna - ERP</b>		<b>4,333,731,929.79</b>	<b>1,574,035,797.47</b>	<b>84,416,951.54</b>	<b>52,380,021.53</b>	<b>6,044,564,700.33</b>
<b>Deuda Interna Gobierno Central</b>						
<b>GENERACION</b>						
CTA. JICA - CONV. SUBSIDIARIO	HO-P6	-	-	-	6,502,938.69	6,502,938.69
<b>Total - Generacion Gobierno Central</b>		<b>-</b>	<b>-</b>	<b>-</b>	<b>6,502,938.69</b>	<b>6,502,938.69</b>
<b>DISTRIBUCION</b>						
<b>Banco Central de Honduras</b>						
Bono Soberano 2017	Prestamo Bono Soberano	-	522,775,312.50	-	-	522,775,312.50
Bono Soberano 2020	Prestamo Bono Soberano	-	403,283,812.50	-	-	403,283,812.50
SEFIN - EXIMBANK CHINA	6021583003	-	50,408,536.02	-	-	50,408,536.02
CTA. BID - CONV. SUBSIDIARIO	1584/SF-HO	72,040,515.82	38,544,253.59	-	-	110,584,769.41
<b>Total Distribucion</b>		<b>72,040,515.82</b>	<b>1,015,011,914.61</b>	<b>-</b>	<b>-</b>	<b>1,087,052,430.43</b>
<b>TRANSMISION</b>						
<b>CUENTA FDO. DE CONTRAVALOR HONDURAS - ESPAÑA</b>						
ICO	01039004.0 (030491)	132,587,983.08	11,595,463.82	-	-	144,183,446.90
	11039004.2 (CP V - Consol. Diferida)	75,234,874.26	5,242,407.86	-	-	80,477,282.13
	11039005.0 (CP VI)	2,578,680.54	161,368.08	-	-	2,740,048.61
	01039014.0	10,773,102.23	3,675,423.51	-	-	14,448,525.74
		221,174,640.11	20,674,663.27	-	-	241,849,303.38
CTA. BID - CONV. SUBSIDIARIO	2016/BLHO	121,942,348.10	76,018,611.49	-	-	197,960,959.58
	3103/BL-HO	23,974,475.59	62,873,576.99	-	1,693,925.41	88,541,978.00
	3435/BL-HO	6,482,587.14	27,601,541.23	-	5,734,810.53	39,818,938.90
		152,399,410.83	166,493,729.71	-	7,428,735.94	326,321,876.47
<b>Total - Transmisión Gobierno Central</b>		<b>373,574,050.93</b>	<b>187,168,392.98</b>	<b>-</b>	<b>7,428,735.94</b>	<b>568,171,179.85</b>
<b>HOLDING</b>						
CTA. IDA - CONV. SUBSIDIARIO	4536-HN	149,364,375.00	-	-	25,765,354.69	175,129,729.69
<b>Total - Otros Gobierno Central</b>		<b>149,364,375.00</b>	<b>-</b>	<b>-</b>	<b>25,765,354.69</b>	<b>175,129,729.69</b>
<b>Total Deuda Interna Gobierno Central</b>		<b>594,978,941.75</b>	<b>1,202,180,307.59</b>	<b>-</b>	<b>39,697,029.32</b>	<b>1,836,856,278.66</b>
<b>Total General Deuda Interna</b>		<b>4,928,710,871.54</b>	<b>2,776,216,105.07</b>	<b>84,416,951.54</b>	<b>92,077,050.84</b>	<b>7,881,420,978.99</b>
<b>TOTAL DEUDA EXTERNA E INTERNA</b>		<b>4,934,288,670.48</b>	<b>2,779,919,609.56</b>	<b>84,416,951.54</b>	<b>92,077,050.84</b>	<b>7,890,702,282.42</b>

DEPARTAMENTO DE ANALISIS Y PROGRAMACION FINANCIERA

RESUMEN SERVICIO DEUDA VENCIDA PENDIENTE DE PAGO  
AL 31 DE AGOSTO DEL 2021

(Cifras en Dolares)


CONCEPTO	PRINCIPAL	INTERESES	INTERESES MORATORIOS	COMISIONES	TOTAL
<b>PRESTAMOS DEUDA EXTERNA E INTERNA</b>					
GENERACION	149,826,166.07	59,110,667.50	3,176,133.34	2,350,002.91	214,462,969.82
DISTRIBUCION	9,967,110.33	45,273,699.52	149,603.05	-	55,390,412.90
TRANSMISION	40,427,002.67	11,938,535.01	206,604.88	424,742.42	52,996,884.98
HOLDING	6,250,000.00	-	-	1,078,125.00	7,328,125.00
	<b>206,470,279.08</b>	<b>116,322,902.03</b>	<b>3,532,341.28</b>	<b>3,852,870.32</b>	<b>330,178,392.71</b>
<b>TOTAL DEUDA EXTERNA E INTERNA</b>	<b>206,470,279.08</b>	<b>116,322,902.03</b>	<b>3,532,341.28</b>	<b>3,852,870.32</b>	<b>330,178,392.71</b>

ELABORADO POR:



HAROLD SHAMIR RIVERA  
AUXILIAR CONTABLE  
CONTABILIDAD


AUTORIZADO POR:



ANA LOURDES AGUILAR  
JEFE DEPARTAMENTO DE ANALISIS  
Y PROGRAMACION FINANCIERA



REVISADO POR:



EMMA L. TABORA  
OFICIAL CONTABLE I  
ANALISIS Y PROGRAMACION FINANCIERA

DEPARTAMENTO DE ANALISIS Y PROGRAMACION FINANCIERA  
SERVICIO DEUDA VENCIDA Y PENDIENTE DE PAGO  
AL 31 DE AGOSTO DEL 2021

(Cifras en Dolares)

INSTITUCION FINANCIERA	NUMERO PRESTAMO	PRINCIPAL	INTERESES	INTERESES MORATORIOS	COMISIONES	TOTAL
<b>DEUDA EXTERNA</b>						
<b>GENERACION</b>						
SUIZA						-
SERV	CP V					-
SERV	CP VI					-
BNP	240982	233,397.31	154,969.37			388,366.68
<b>Total Deuda Externa</b>		<b>233,397.31</b>	<b>154,969.37</b>			<b>388,366.68</b>

<b>DEUDA INTERNA</b>						
<b>ERP</b>						
<b>GENERACION</b>						
<b>Multilaterales</b>						
IDA	0116-HO	1,515,694.14	-	-	62,522.38	1,578,216.52
	0989-HO	8,400,000.00	-	-	992,250.00	9,392,250.00
	2417-HO	3,588,928.24	-	-	1,023,121.69	4,612,049.93
BID	572/SF-HO	31,700,866.63	3,981,335.61	-	-	35,682,202.24
<b>Sub-total Multilaterales</b>		<b>45,205,489.01</b>	<b>3,981,335.61</b>		<b>2,077,894.07</b>	<b>51,264,718.69</b>
<b>Club de paris</b>						
<b>Alemania</b>						
KFW	197965593	4,003,995.81	571,850.58	-	-	4,575,846.39
	199165713	372,832.45	83,887.32	-	-	456,719.78
	199165614 - CP I	46,402.40	1,585.41	-	-	47,987.81
	199365586 - CP II	15,052.73	3,266.49	-	-	18,319.22
	199665969 - CP III	6,889.56	2,257.77	-	-	9,147.34
	200065011 - CPV - T1	19,965.55	41,010.46	-	-	60,976.01
	200065011 - CPV - T2	16.49	33.88	-	-	50.37
	200065011 - CPV - T3	13,557.53	154.56	-	-	13,712.09
	200065011 - CPV - T4	2,142.61	24.43	-	-	2,167.03
		<b>4,480,855.14</b>	<b>704,070.90</b>			<b>5,184,926.04</b>
HERMES	HERMES I	534,670.72	37,100.21	-	-	571,770.92
	HERMES CP II	1,862,301.11	1,162,606.90	-	-	3,024,908.01
	HERMES CP III	202,419.90	151,736.80	-	-	354,156.70
	HERMES CP IV	2,635,408.89	3,560,684.63	-	-	6,196,093.52
	HERMES 1era. Capital. CP IV	44,403.24	59,992.94	-	-	104,396.17
	HERMES 2da. Capital. CP IV	210,989.02	23,261.54	-	-	234,250.57
	HERMES 3ra. Capital. CP IV	16,842.00	1,856.83	-	-	18,698.83
		<b>5,507,034.86</b>	<b>4,997,239.84</b>			<b>10,504,274.71</b>
<b>FRANCIA</b>						
<b>COFACE</b>						
	CP I	438,003.65	16,591.88	-	-	454,595.53
	CP II	3,713,008.83	1,301,033.25	-	-	5,014,042.08
	CP IV	2,600,456.17	2,266,830.98	-	-	4,867,287.15
	CP IV - CAPITALIZACIÓN	213,933.56	13,539.09	-	-	227,472.65
		<b>6,965,402.21</b>	<b>3,597,995.20</b>			<b>10,563,397.41</b>
<b>ITALIA</b>						
<b>SACE</b>						
	HOND 1 (CP I)	804,389.26	50,601.11	-	-	854,990.37
	HOND 2 (CP II)	6,642,502.86	506,026.49	-	-	7,148,529.35
	HOND 3 (CP III)	1,563,804.31	140,872.98	-	-	1,704,677.29
	HOND 4 (CP IV)	4,254,297.75	3,276,504.97	-	-	7,530,802.72
	HOND 4 (CP IV 1era. CAPITAL)	205,820.50	8,956.35	-	-	214,776.85
	HOND 4 (CP IV 2da. CAPITAL)	10,127.31	436.07	-	-	10,563.38
		<b>13,480,941.99</b>	<b>3,983,397.97</b>			<b>17,464,339.96</b>
<b>JAPON</b>						
<b>EXIMBANK-JAPON</b>						
	R1 - (CP I)	7,071,309.69	1,049,215.97	966,918.03	-	9,087,443.69
	R2 - (CP II)	7,458,490.32	1,535,635.05	185,797.36	-	9,179,922.74
	R2 - (CP II - CAPITAL)	480,707.78	-	11,796.70	-	492,504.48
	R3 - (CP III)	942,724.85	243,678.98	23,343.16	-	1,209,746.99
	R3 - (CP III - CAPITAL)	64,123.95	-	1,516.89	-	65,640.84
	R4 - (CP IV 2,005 MM)	4,608,329.88	6,043,735.10	37,039.19	-	10,689,104.18
	R4 - (CP IV 201 MM)	464,004.25	1,736,347.39	20,471.19	-	2,220,822.83
	R4 - (CP IV 2da FASE)	614,069.53	159,799.39	45,036.71	-	818,905.63
	R4 - (CP IV 3era FASE)	394,063.13	-	-	-	394,063.13
		<b>22,097,823.38</b>	<b>10,768,411.89</b>	<b>1,291,919.24</b>		<b>34,158,154.50</b>
JBIC	HO - P1	27,198,282.83	4,285,800.65	1,280,808.74	-	32,764,892.22
	HO - R1 (CP I)	6,058,861.31	1,065,987.94	222,320.04	-	7,347,169.29
	HO - R2 (CP II)	11,366,420.79	10,800,957.56	168,128.02	-	22,335,506.37
	HO - R3 (CP III)	1,097,012.52	1,602,046.58	21,298.49	-	2,720,357.59

DEPARTAMENTO DE ANALISIS Y PROGRAMACION FINANCIERA

SERVICIO DEUDA VENCIDA Y PENDIENTE DE PAGO  
AL 31 DE AGOSTO DEL 2021

(Cifras en Dolares)

INSTITUCION FINANCIERA	NUMERO PRESTAMO	PRINCIPAL	INTERESES	INTERESES MORATORIOS	COMISIONES	TOTAL
SUIZA SERV	HO - R4 (CP IV)	1,969,598.57	12,754,557.51	191,658.81	-	14,915,814.89
		47,690,176.01	30,509,350.24	1,884,214.11	-	80,083,740.36
	SERV - CP II	2,141,995.81	71,934.03	-	-	2,213,929.83
	SERV - CP III	1,609,948.70	13,749.61	-	-	1,623,698.31
	SERV - CP IV	198,889.06	78,291.14	-	-	277,180.19
	SERV - DIFERIMIENTO CP IV	6,264.00	162.31	-	-	6,426.31
		3,957,097.56	164,137.08	-	-	4,121,234.64
Club de paris ESTADOS UNIDOS EXIMBANK-USA	R - 190 Q (CP II)	34,927.12	17,026.95	-	-	51,954.07
	R-244-Q (CP IV)	157,196.74	230,860.95	-	-	388,057.69
	R-244-R (CP IV CAPITALIZACIÓN)	15,824.74	1,871.49	-	-	17,696.23
		207,948.60	249,759.39	-	-	457,707.99
Sub total - Club de Paris		104,387,279.75	54,974,362.52	3,176,133.34	-	162,537,775.61
Total Generacion - ERP		149,592,768.76	58,955,698.13	3,176,133.34	2,077,894.07	213,802,494.30
<b>DISTRIBUCION</b>						
<b>Multilaterales</b>						
BID	936/SF-HO	6,722,717.42	2,787,764.87	-	-	9,510,482.29
<b>Bilaterales</b>						
FIV	Arreglo de Pagos N° I (REORG. DEUDA)	229,930.97	13,795.86	149,603.05	-	393,329.88
Total Distribucion - ERP		6,952,648.39	2,801,560.72	149,603.05	-	9,903,812.16
<b>TRANSMISION</b>						
<b>Multilaterales</b>						
IDA	0201-HO	2,336,298.00	-	-	113,894.53	2,450,192.53
<b>Club de paris</b>						
<b>Alemania</b>						
KFW	199165614 - CP I	46,402.40	1,585.41	-	-	47,987.81
	199365586 - CP II	15,052.73	3,266.49	-	-	18,319.22
	199665969 - CP III	6,889.56	2,257.77	-	-	9,147.34
	200065011 - CP IV - T1	54,568.91	112,087.90	-	-	166,656.82
	200065011 - CP IV - T2	120.94	248.42	-	-	369.35
	200065011 - CP IV - T4	5,792.99	66.04	-	-	5,859.03
		128,827.54	119,512.03	-	-	248,339.57
<b>ESPAÑA</b>						
ICO	01039001.0 (150688)	693,023.80	18,592.84	-	-	711,616.64
	REPROGRAMACION 01039014.0	357,663.89	-	-	-	357,663.89
	01039014.0	3,005,263.20	404,128.62	-	-	3,409,391.82
	11039001.0 (CP I)	178,667.34	8,840.93	-	-	187,508.27
	11039002.0 (CP II)	3,287,721.30	1,085,499.09	-	-	4,373,220.38
	11039003.0 (CP III)	1,232,053.80	681,692.83	-	-	1,913,746.62
	11039004.1 (CP V)	5,722.24	279,812.40	-	-	285,534.64
		8,760,115.57	2,478,566.70	-	-	11,238,682.27
<b>CESCE</b>						
	CP I	165,056.49	4,584.38	-	-	169,640.87
	CP II	1,166,362.78	356,702.05	-	-	1,523,064.83
	CP III	706,252.90	6,179.36	-	-	712,432.26
	CP IV	37,066.73	1,817.85	-	-	38,884.57
	CP IV - DIFERIMIENTO III FASE	360,586.47	36,804.17	-	-	397,390.64
	CP IV - REORG. DEUDA BBV,BEX	3,577,740.25	200,098.41	-	-	3,777,838.66
	CP IV - REORGANIZACIÓN DEUDA	429,763.39	72,646.94	-	-	502,410.33
	CP V - DIFER. DEUDA POST CUT	2,242,321.97	186,665.52	-	-	2,428,987.49
	CP VI - RESTRUCT. DEUDA	4,571,343.36	625,347.86	-	-	5,196,691.22
		13,256,494.34	1,480,846.54	-	-	14,747,340.88
Sub total - Club de Paris		22,145,437.45	4,088,925.28	-	-	26,234,362.72
<b>Bilaterales</b>						
FIV	Arreglo de Pagos N° I (REORG. DEUDA)	205,626.84	12,337.61	133,789.73	-	351,754.19
	Arreglo de Pagos N° II (DÓLAR DEUDA)	107,815.07	5,401.53	72,815.15	-	186,031.75
Sub total - Bilaterales		313,441.91	17,739.14	206,604.88	-	537,785.93
Total Transmision - ERP		24,795,177.36	4,106,664.42	206,604.88	113,894.53	29,222,341.19



DEPARTAMENTO DE ANALISIS Y PROGRAMACION FINANCIERA

SERVICIO DEUDA VENCIDA Y PENDIENTE DE PAGO  
AL 31 DE AGOSTO DEL 2021

(Cifras en Dolares)

INSTITUCION FINANCIERA	NUMERO PRESTAMO	PRINCIPAL	INTERESES	INTERESES MORATORIOS	COMISIONES	TOTAL
<b>Total Deuda Interna - ERP</b>		<b>181,340,594.51</b>	<b>65,863,923.27</b>	<b>3,532,341.28</b>	<b>2,191,788.60</b>	<b>252,928,647.66</b>
<b>Deuda Interna Gobierno Central</b>						
<b>GENERACION</b>						
<b>CTA. JICA - CONV. SUBSIDIARIO</b>	HO-P6	-	-	-	272,108.84	272,108.84
<b>Total - Generacion Gobierno Central</b>		-	-	-	<b>272,108.84</b>	<b>272,108.84</b>
<b>DISTRIBUCION</b>						
<b>Banco Central de Honduras</b>						
<b>Bono Soberano 2017</b>	Prestamo Bono Soberano		21,875,000.00	-		21,875,000.00
<b>Bono Soberano 2020</b>	Prestamo Bono Soberano		16,875,000.00	-		16,875,000.00
<b>SEFIN - EXIMBANK CHINA</b>	6021583003		2,109,293.80			2,109,293.80
<b>CTA. BID - CONV. SUBSIDIARIO</b>	1584/SF-HO	3,014,461.94	1,612,845.00	-	-	4,627,306.94
<b>Total Distribucion</b>		<b>3,014,461.94</b>	<b>42,472,138.80</b>	<b>-</b>	<b>-</b>	<b>45,486,600.74</b>
<b>TRANSMISION</b>						
<b>CUENTA FDO. DE CONTRAVALOR HONDURAS - ESPAÑA</b>						
<b>ICO</b>	01039004.0 (030491)	5,548,008.98	485,200.36	-	-	6,033,209.35
	11039004.2 (CP V - Consol. Diferida)	3,148,126.61	219,363.21	-	-	3,367,489.83
	11039005.0 (CP VI)	107,902.26	6,752.28	-	-	114,654.54
	01039014.0	450,789.48	153,794.35	-	-	604,583.83
		<b>9,254,827.34</b>	<b>865,110.21</b>	<b>-</b>	<b>-</b>	<b>10,119,937.54</b>
<b>CTA. BID - CONV. SUBSIDIARIO</b>	2016/BLHO	5,102,553.24	3,180,921.30	-	-	8,283,474.54
	3103/BL-HO	1,003,187.49	2,630,880.73	-	70,880.58	3,704,948.80
	3435/BL-HO	271,257.25	1,154,958.35	-	239,967.30	1,666,182.90
		<b>6,376,997.98</b>	<b>6,966,760.39</b>	<b>-</b>	<b>310,847.88</b>	<b>13,654,606.25</b>
<b>Total - Transmision Gobierno Central</b>		<b>15,631,825.32</b>	<b>7,831,870.59</b>	<b>-</b>	<b>310,847.88</b>	<b>23,774,543.79</b>
<b>HOLDING</b>						
<b>CTA. IDA - CONV. SUBSIDIARIO</b>	4536-HN	6,250,000.00	-	-	1,078,125.00	7,328,125.00
<b>Total - Otros Gobierno Central</b>		<b>6,250,000.00</b>	<b>-</b>	<b>-</b>	<b>1,078,125.00</b>	<b>7,328,125.00</b>
<b>Total Deuda Interna Gobierno Central</b>		<b>24,896,287.26</b>	<b>50,304,009.39</b>	<b>-</b>	<b>1,661,081.72</b>	<b>76,861,378.37</b>
<b>Total General Deuda Interna</b>		<b>206,236,881.77</b>	<b>116,167,932.66</b>	<b>3,532,341.28</b>	<b>3,852,870.32</b>	<b>329,790,026.03</b>
<b>TOTAL DEUDA EXTERNA E INTERNA</b>		<b>206,470,279.08</b>	<b>116,322,902.03</b>	<b>3,532,341.28</b>	<b>3,852,870.32</b>	<b>330,178,392.71</b>






EMPRESA NACIONAL DE  
ENERGIA ELECTRICA  
ENEE

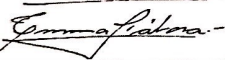
DEPARTAMENTO DE ANALISIS Y PROGRAMACION FINANCIERA  
RESUMEN MOVIMIENTO DEL SERVICIO DE LA DEUDA EXTERNA  
AL 31 DE AGOSTO DE 2021

INSTITUCION FINANCIERA	MDA	31.07.2021	DESEMBOLSOS	SERVICIO DE LA DEUDA PAGADA				SALDO AL 31.08.2021	REVALUACION	SALDO AL 31.08.2021
				PRINCIPAL	INTERESES	COMISION	TOTAL	SIN REVALUACION		REVALUADO
GENERACION	LPS	5,131,410,004.98	-	-	-	-	-	5,131,410,004.98	-	5,131,410,004.98
<b>TOTAL DEUDA EXTERNA</b>		<b>5,131,410,004.98</b>	<b>-</b>	<b>-</b>	<b>-</b>	<b>-</b>	<b>-</b>	<b>5,131,410,004.98</b>	<b>-</b>	<b>5,131,410,004.98</b>

FILE: REVALUACION MENSUAL 2021-AGOSTO

ELABORADO POR:   
HAROLD SHAMIR RIVERA  
AUXILIAR CONTABLE  
CONTABILIDAD

AUTORIZADO POR:    
ANA LOURDES AGUILAR  
JEFE DEPARTAMENTO DE ANALISIS  
Y PROGRAMACION FINANCIERA

REVISADO POR:   
EMMA L. TABORA  
OFICIAL CONTABLE I  
ANALISIS Y PROGRAMACION FINANCIERA



**DEPARTAMENTO DE ANALISIS Y PROGRAMACION FINANCIERA  
MOVIMIENTO DEL SERVICIO DE LA DEUDA EXTERNA  
AL 31 DE AGOSTO DE 2021**

INSTITUCION FINANCIERA	REFERENCIA DE PRESTAMO	MDA	31.07.2021	DESEMBOLSOS	SERVICIO DE LA DEUDA PAGADA				SALDO AL 31.08.2021
	REFERENCIA DE PRESTAMO	MONEDA		DESEMBOLSO	PRINCIPAL	INTERESES	COMISION	TOTAL	
<b>GENERACION</b>									
<b>BCA. COMERC. EXTERNA</b>									
B.N.P.	240982	USD	233,397.34					-	233,397.34
INDUSTRIAL AND COMMERCIAL BANK OF CHINA	LINEA DE CREDITO USD 297,719,934.10	USD	214,017,185.40	-				-	214,017,185.40
<b>CLUB DE PARIS</b>									
SUIZA									
SERV	CP V	CHF	110,538.00					-	110,538.00
SERV	CP VI	CHF	1,632,512.25					-	1,632,512.25

FILE: REVALUACION MENSUAL 2021-AGOSTO



DEPARTAMENTO DE ANALISIS Y PROGRAMACION FINANCIERA  
 MOVIMIENTO DEL SERVICIO DE LA DEUDA EXTERNA  
 AL 31 DE AGOSTO DE 2021

INSTITUCION FINANCIERA	REFERENCIA DE PRESTAMO	MDA MONEDA	31.07.2021	DESEMBOLSOS	SERVICIO DE LA DEUDA PAGADA				SALDO AL 31.08.2021 SIN REVALUACION	REVALUACION	SALDO AL 31.08.2021 REVALUADO
					PRINCIPAL	INTERESES	COMISION	TOTAL			
<b>GENERACION</b>											
<b>BCA. COMERC. EXTERNA</b>											
B.N.P.	240982	USD	233,397.34					-	233,397.34	-	233,397.34
INDUSTRIAL AND COMMERCIAL BANK OF CHINA	LINEA DE CREDITO USD 297,719,934.10	USD	214,017,185.40	-	-	-	-	-	214,017,185.40	-	214,017,185.40
<b>CLUB DE PARIS</b>											
SUIZA SERV	CP V	USD	121,979.70					-	121,979.70	-	121,979.70
SERV	CP VI	USD	1,801,492.22					-	1,801,492.22	-	1,801,492.22
<b>TOTAL DEUDA EXTERNA</b>			<b>216,174,054.66</b>	<b>-</b>	<b>-</b>	<b>-</b>	<b>-</b>	<b>-</b>	<b>216,174,054.66</b>	<b>-</b>	<b>216,174,054.66</b>

FILE: REVALUACION MENSUAL 2021-AGOSTO  
 LG/EJT



DEPARTAMENTO DE ANALISIS Y PROGRAMACION FINANCIERA  
 MOVIMIENTO DEL SERVICIO DE LA DEUDA EXTERNA  
 AL 31 DE AGOSTO DE 2021

INSTITUCION FINANCIERA	REFERENCIA DE PRESTAMO	MDA	31.07.2021	DESEMBOLSOS	SERVICIO DE LA DEUDA PAGADA				SALDO AL 31.08.2021 SIN REVALUACION	REVALUACION	SALDO AL 31.08.2021 REVALUADO
					PRINCIPAL	INTERESES	COMISION	TOTAL			
<b>GENERACION</b>											
<b>BCA. COMERC. EXTERNA</b>											
B.N.P.	240982	LPS	5,540,246.02					-	5,540,246.02	-	5,540,246.02
INDUSTRIAL AND COMMERCIAL BANK OF CHINA	LINEA DE CREDITO USD 297,719,934.10	LPS	5,080,211,536.71	-	-	-	-	-	5,080,211,536.71	-	5,080,211,536.71
<b>CLUB DE PARIS SUIZA SERV</b>											
SERV	CP V	LPS	2,895,480.82					-	2,895,480.82	-	2,895,480.82
SERV	CP VI	LPS	42,762,741.43					-	42,762,741.43	-	42,762,741.43
<b>TOTAL DEUDA EXTERNA</b>			<b>5,131,410,004.98</b>	<b>-</b>	<b>-</b>	<b>-</b>	<b>-</b>	<b>-</b>	<b>5,131,410,004.98</b>	<b>-</b>	<b>5,131,410,004.98</b>

FILE: REVALUACION MENSUAL 2021-AGOSTO

LQ/ELT



**GERENCIA FINANCIERA  
DEPARTAMENTO DE ANALISIS Y PROGRAMACION FINANCIERA  
RESUMEN MOVIMIENTO SERVICIO DEUDA INTERNA AGOSTO DEL 2021**

(CIFRAS EN LEMPIRAS)

INSTITUCION FINANCIERA	REFERENCIA PRÉSTAMO	TASA DE INTERES	31.07.2021	DESEMBOLSOS	SERVICIO DEUDA PAGADO				31.08.2021 SIN REVALUACION	REVALUACION	31.08.2021 REVALUADO
					PRINCIPAL	INTERESES	COMISION	TOTAL			
<b>DEUDA INTERNA</b>											
GENERACION			5,691,866,559.58	-	-	-	658.06	658.06	5,691,866,559.58	38,297,874.12	5,730,164,433.70
DISTRIBUCION			47,237,969,515.60	658.06	21,245,503.89	925,000.00	4,490,990.83	26,661,494.72	47,216,724,669.77	217,074,352.93	47,433,799,022.70
TRANSMISION			3,164,398,298.45	-	-	-	-	-	3,164,398,298.45	21,449,345.18	3,185,847,643.63
HOLDING			593,435,000.00	-	-	-	-	-	593,435,000.00	4,022,500.00	597,457,500.00
<b>GRAN TOTAL</b>			<b>56,687,669,373.64</b>	<b>658.06</b>	<b>21,245,503.89</b>	<b>925,000.00</b>	<b>4,491,648.89</b>	<b>26,662,152.78</b>	<b>56,666,424,527.81</b>	<b>280,844,072.23</b>	<b>56,947,268,600.03</b>

ELABORADO POR:

HAROLD SHAMIR RIVERA  
 AUXILIAR CONTABLE  
 CONTABILIDAD

AUTORIZADO POR:

ANA LOURDES AGUILAR  
 JEFE DEPARTAMENTO DE ANALISIS  
 Y PROGRAMACION FINANCIERA

REVISADO POR:

EMMA L. TABORA  
 OFICIAL CONTABLE I  
 ANALISIS Y PROGRAMACION FINANCIERA



**GERENCIA FINANCIERA**  
**DEPARTAMENTO DE ANALISIS Y PROGRAMACION FINANCIERA**  
**MOVIMIENTO SERVICIO DEUDA INTERNA AGOSTO DEL 2021**

(CIFRAS EN LEMPIRAS)

INSTITUCION FINANCIERA	REFERENCIA PRÉSTAMO	TASA DE INTERES	31.07.2021	DESEMBOLSOS	SERVICIO DEUDA PAGADO				31.08.2021	REVALUACION	31.08.2021
					PRINCIPAL	INTERESES	COMISION	TOTAL	SIN REVALUACION		REVALUADO
<b>DEUDA INTERNA</b>											
<b>GENERACION</b>											
BCO.CENTRAL DE HONDURAS											
FONDO - ERP	CLUB DE PARIS MULTILATERALES	VARIABLE VARIABLE	4,232,194,932.57 1,389,326,892.81	-	-	-	-	4,232,194,932.57 1,389,326,892.81	28,687,226.26 9,417,320.22	4,260,882,158.83 1,398,744,213.04	
CONV. SUBSIDIARIO - JICA	HO-P6	0.3% 0.01%	70,344,734.19 -	-	-	658.06	658.06	70,344,734.19	193,327.63	70,538,061.83	
<b>TOTAL GENERACION</b>			<b>5,691,866,559.58</b>	<b>-</b>	<b>-</b>	<b>-</b>	<b>658.06</b>	<b>5,691,866,559.58</b>	<b>38,297,874.12</b>	<b>5,730,164,433.70</b>	
<b>DISTRIBUCION</b>											
GOBIERNO CENTRAL											
FONDO - ERP	MULTILATERALES BILATERALES		313,227,391.96 5,457,963.04	-	-	-	-	313,227,391.96 5,457,963.04	2,123,159.54 36,995.89	315,350,551.51 5,494,958.93	
GOBIERNO CENTRAL											
Gobierno Central	Ptamo Temporal		4,553,496,299.16	-	-	-	-	4,553,496,299.16	-	4,553,496,299.16	
	Bono Soberano		12,018,031,262.99	-	-	-	-	12,018,031,262.99	81,462,217.02	12,099,493,480.01	
	Bono Soberano 2020		14,205,885,682.73	-	-	-	-	14,205,885,682.73	96,292,222.67	14,302,177,905.40	
	Sefin-Eximbank China		1,753,966,981.97	-	-	-	-	1,753,966,981.97	11,888,972.15	1,765,855,954.11	
EEH											
EEH	Reembolso de Inversiones 2° Año	7.2%	403,432,335.32	-	-	-	-	403,432,335.32	2,734,598.68	406,166,934.00	
Banca Privada											
Banco Ficohsa	Sindicado I	10.00%	624,999,960.00	-	-	-	-	624,999,960.00	-	624,999,960.00	
	Sindicado II	10.00%	2,205,000,000.00	-	-	-	-	2,205,000,000.00	-	2,205,000,000.00	
Bonos RBCP - 2016	ISIN HNENEE 000835	6.0%	1,215,330,000.00	-	-	506,387.50	506,387.50	1,215,330,000.00	-	1,215,330,000.00	

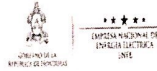


**GERENCIA FINANCIERA**  
**DEPARTAMENTO DE ANALISIS Y PROGRAMACION FINANCIERA**  
**MOVIMIENTO SERVICIO DEUDA INTERNA AGOSTO DEL 2021**

(CIFRAS EN LEMPIRAS)

INSTITUCION FINANCIERA	REFERENCIA PRÉSTAMO	TASA DE INTERES	31.07.2021	DESEMBOLSOS	SERVICIO DEUDA PAGADO				31.08.2021 SIN REVALUACION	REVALUACION	31.08.2021 REVALUADO
					PRINCIPAL	INTERESES	COMISION	TOTAL			
<b>Bonos VGE 2019</b>											
	ISIN HENE000124		703,756,000.00	-	-	-	293,231.67	293,231.67	703,756,000.00	-	703,756,000.00
	ISIN HENE000181		1,070,000,000.00	-	-	-	445,833.33	445,833.33	1,070,000,000.00	-	1,070,000,000.00
	ISIN HENE000249		983,412,000.00	-	-	-	409,755.00	409,755.00	983,412,000.00	-	983,412,000.00
	ISIN HENE000348		7,500,000.00	-	-	-	3,125.00	3,125.00	7,500,000.00	-	7,500,000.00
	ISIN HENE000405		161,356,000.00	-	-	-	67,231.67	67,231.67	161,356,000.00	-	161,356,000.00
	ISIN HENE000587		612,122,000.00	-	-	-	255,050.83	255,050.83	612,122,000.00	-	612,122,000.00
	ISIN HENE000488		1,796,602,000.00	-	-	-	748,584.17	748,584.17	1,796,602,000.00	-	1,796,602,000.00
<b>Bonos VGE 2020</b>											
	ISIN HENE00064-5		1,014,000,000.00	-	-	-	422,500.00	422,500.00	1,014,000,000.00	-	1,014,000,000.00
	ISIN HENE00066-0		1,651,000,000.00	-	-	-	687,916.67	687,916.67	1,651,000,000.00	-	1,651,000,000.00
	ISIN HENE00072-8		758,300,000.00	-	-	-	315,958.33	315,958.33	758,300,000.00	-	758,300,000.00
	ISIN HENE00076-9		621,000,000.00	-	-	-	258,750.00	258,750.00	621,000,000.00	-	621,000,000.00
	ISIN HENE00084-3		164,000,000.00	-	-	-	68,333.33	68,333.33	164,000,000.00	-	164,000,000.00
<b>BONOS FIDEICOMISO RECUPERACION DE PERDIDAS ENEE - 2016 (RPE-2016)</b>											
Ficensa	(LPS) ISIN HNEEE 000090-0	9.25%	20,000,000.00	-	20,000,000.00	925,000.00	8,333.33	20,933,333.33	-	20,000,000.00	20,000,000.00
<b>BID - CONV. SUBSIDIARIO</b>	1584/SF-HO	1 y 2%	351,814,487.57	-	-	-	-	351,814,487.57	2,384,715.72	354,199,203.29	
<b>TESORERIA GENERAL DE LA REPUBLICA</b>											
	CUT - LPS		1,932,762.50	658.06	1,245,503.89	-	-	1,245,503.89	687,916.67	-	687,916.67
	CUT - USD		22,346,388.36	-	-	-	-	-	22,346,388.36	151,471.26	22,497,859.62
<b>TOTAL DISTRIBUCION</b>			<b>47,237,969,515.60</b>	<b>658.06</b>	<b>21,245,503.89</b>	<b>925,000.00</b>	<b>4,490,990.83</b>	<b>26,661,494.72</b>	<b>47,216,724,669.77</b>	<b>217,074,352.93</b>	<b>47,433,799,022.70</b>
<b>TRANSMISION</b>											
<b>BCO.CENTRAL DE HONDURAS</b>											
<b>GOBIERNO CENTRAL FONDO - ERP</b>											
	CLUB DE PARIS	VARIABLE	612,267,402.64	-	-	-	-	612,267,402.64	4,150,152.29	616,417,554.93	
	MULTILATERALES	VARIABLE	55,457,641.57	-	-	-	-	55,457,641.57	375,910.36	55,833,551.93	
	BILATERALES	VARIABLE	144,337,154.53	-	-	-	-	144,337,154.53	978,365.29	145,315,519.82	





**GERENCIA FINANCIERA**  
**DEPARTAMENTO DE ANALISIS Y PROGRAMACION FINANCIERA**  
**MOVIMIENTO SERVICIO DEUDA INTERNA AGOSTO DEL 2021**

(CIFRAS EN LEMPIRAS)

INSTITUCION FINANCIERA	REFERENCIA PRÉSTAMO	TASA DE INTERES	31.07.2021	DESEMBOLSOS	SERVICIO DEUDA PAGADO				31.08.2021	REVALUACION	31.08.2021
					PRINCIPAL	INTERESES	COMISION	TOTAL	SIN REVALUACION	REVALUADO	
BID - CONV. SUBSIDIARIO	2016/BL-HO	VARIABLE 0.25%	464,298,493.39 203,310,831.00			-	-	-	464,298,493.39 203,310,831.00	3,147,169.77 1,378,108.50	467,445,663.16 204,688,939.50
BID - CONV. SUBSIDIARIO	3103/BL-HO	VARIABLE 0.25%	381,009,007.40 163,289,574.60	-		-	-	-	381,009,007.40 163,289,574.60	2,582,605.90 1,106,831.10	383,591,613.30 164,396,405.70
BID - CONV. SUBSIDIARIO	3435/BL-HO	VARIABLE 0.25%	309,069,208.62 206,046,139.08	-		-	-	-	309,069,208.62 206,046,139.08	2,094,973.99 1,396,649.33	311,164,182.61 207,442,788.41
BID - CONV. SUBSIDIARIO	4598/BL-HO	VARIABLE 0.25%	373,223,140.20 -	-		-	-	-	373,223,140.20	2,529,830.70	375,752,970.90
BID - CONV. SUBSIDIARIO	4599/SX-HO	VARIABLE 0.25%	11,868,700.00 -	-		-	-	-	11,868,700.00	80,450.00	11,949,150.00
CUENTA - FDO. CONTRAVALOR HONDURAS-ESPAÑA	CONV. CONVERSIÓN ICO		240,221,005.43			-	-	-	240,221,005.43	1,628,297.95	241,849,303.38
<b>TOTAL TRANSMISION</b>			<b>3,164,398,298.45</b>	<b>-</b>	<b>-</b>	<b>-</b>	<b>-</b>	<b>-</b>	<b>3,164,398,298.45</b>	<b>21,449,345.18</b>	<b>3,185,847,643.63</b>
<b>HOLDING GOBIERNO CENTRAL</b>											
IDA - CONV. SUBSIDIARIO	4536-HH	0.75%	593,435,000.00	-		-	-	-	593,435,000.00	4,022,500.00	597,457,500.00
<b>TOTAL HOLDING</b>			<b>593,435,000.00</b>	<b>-</b>	<b>-</b>	<b>-</b>	<b>-</b>	<b>-</b>	<b>593,435,000.00</b>	<b>4,022,500.00</b>	<b>597,457,500.00</b>
<b>TOTAL</b>			<b>56,687,669,373.64</b>	<b>658.06</b>	<b>21,245,503.89</b>	<b>925,000.00</b>	<b>4,491,648.89</b>	<b>26,662,152.78</b>	<b>56,666,424,527.81</b>	<b>280,844,072.23</b>	<b>56,947,268,600.03</b>